31 de julio de 2026

Junta Regional de Control de Calidad del Agua de California
Región de Los Ángeles
320 W. 4th Street, Suite 200
Los Ángeles, CA 90013
Atención: Unidad de Tecnología Informática

VERTEDERO DE CHIQUITA CANYON, ARCHIVO DE CUMPLIMIENTO NO. CI-6231
INFORME DE MONITOREO SEMESTRAL, PRIMER Y SEGUNDO TRIMESTRE DE 2026

Según los Requerimientos de Descarga de Desechos No. R4-2018-0172 (WDR) y el Programa de Monitoreo e Informes No. CI-6231 (MRP), se encuentra adjunto el Informe de Monitoreo Semestral del Vertedero de Chiquita Canyon para el Primer y Segundo Trimestre de 2026 para su revisión. En este informe se incluyen los resultados del evento de monitoreo y toma de muestras de aguas subterráneas realizado en enero y abril de 2026 y de otras actividades de monitoreo del sitio realizadas durante 2026 en el Vertedero de Chiquita Canyon.

Según la Condición B.I.a del MRP, el Vertedero de Chiquita Canyon destaca que no han ocurrido violaciones desde que se presentó el último informe de monitoreo semestral, con excepción de la información presentada en el Resumen de Incumplimientos detallada en la Sección 1.1 de este informe.

> Certifico bajo pena de ley que este documento y todos sus adjuntos fueron elaborados bajo mi dirección o supervisión conforme a un sistema diseñado para asegurar que personal calificado reúna y evalúe correctamente la información presentada. En base a mi consulta de la persona o las personas que manejan el sistema o de las personas directamente responsables de reunir la información, la información presentada, a mi mejor saber y entender, es verídica, precisa y completa. Tengo conocimiento de que hay importantes penalidades por presentar información falsa, que incluye la posibilidad de que se emitan multas o encarcelamientos por violaciones conocidas.

Por favor, comuníquese conmigo llamando al (661) 812-5846 si tiene alguna pregunta o si necesita más información.



KEVIN GREEN – GERENTE DE DISTRITO
VERTEDERO DE CHIQUITA CANYON

Adjuntos

INFORME DE MONITOREO SEMESTRAL DE AGUAS SUBTERRÁNEAS

PRIMER Y SEGUNDO TRIMESTRE DE 2026
(del 1 de enero al 30 de junio de 2026)

VERTEDERO DE CHIQUITA CANYON

ARCHIVO DE CUMPLIMIENTO NO. CI-6231

CASTAIC, CALIFORNIA

PARA EL

VERTEDERO DE CHIQUITA CANYON

ELABORADO POR



31 DE JULIO DE 2026

INFORME DE MONITOREO SEMESTRAL DE AGUAS SUBTERRÁNEAS DEL PRIMER Y SEGUNDO TRIMESTRE DE 2026

VERTEDERO DE CHIQUITA CANYON

Este informe fue elaborado de forma consistente con los principios y las prácticas de consultoría ambiental actualizadas y generalmente aceptadas que se encuentran dentro de los límites aquí descritos.



Chang Environmental



Paul D. Chang, C. Hg.
Geólogo Ambiental

TABLA DE CONTENIDO

CERTIFICACIÓN

1.0 INTRODUCCIÓN 1
- 1.1 Resumen de Incumplimientos y Acciones Correctivas 1
- 1.2 Condiciones del Sitio 2
- 1.3 Dirección y Velocidad del Flujo de Aguas Subterráneas 2

2.0 ACTIVIDADES DE MONITOREO 4
- 2.1 Red de Monitoreo de Aguas Subterráneas 4
- 2.2 Descripción de las Actividades de Monitoreo 4
- 2.3 Procedimiento de Campo para las Actividades de Monitoreo 5

3.0 RESULTADOS DE LOS LABORATORIOS 7
- 3.1 Resumen de los Resultados 7
- 3.2 Análisis de la Calidad de las Aguas Subterráneas DMP/EMP 7
- 3.3 Análisis de la Calidad de las Aguas Subterráneas CAP 8
- 3.4 Demostración de la Efectividad de CAP 8
- 3.5 Resultados de los Nuevos Análisis de Lixiviados 8

4.0 OTROS PROGRAMAS DE MONITOREO DEL SITIO 10

5.0 OBSERVACIONES ESTÁNDAR 11

6.0 INFORMES SOBRE LA DISPOSICIÓN DE LOS DESECHOS 12

7.0 MANEJO DE LÍQUIDOS Y DESECHOS ESPECIALES 13

8.0 LIMITACIONES 14

9.0 REFERENCIAS 15

10.0 TABLAS
- TABLA 1 VOCS DETECTADOS
- TABLA 2 RESUMEN DE ANÁLISIS ESTADÍSTICOS

11.0 FIGURAS
- FIGURA 1 - MAPA DEL CONTORNO DE LAS ELEVACIONES DE AGUAS SUBTERRÁNEAS - 1ER. TRIMESTRE DE 2026
- FIGURA 2 - MAPA DEL CONTORNO DE LAS ELEVACIONES DE AGUAS SUBTERRÁNEAS - 2° TRIMESTRE DE 2026

12.0 APÉNDICES
- APÉNDICE A - PROCEDIMIENTOS PARA LA TOMA DE MUESTRAS Y HOJAS DE DATOS DEL CAMPO
- APÉNDICE B – ELEVACIONES DE AGUAS SUBTERRÁNEAS
- APÉNDICE C - TRAZADOS DE LOS LÍMITES SEGÚN LAS PREDICCIONES
- APÉNDICE D - INFORMES ANALÍTICOS DE LOS LABORATORIOS
- APÉNDICE E - GRÁFICOS DE SERIES DE TIEMPO DE EMP/CAP
- APÉNDICE F - INFORMES DE MONITOREO DE BIOGÁS
- APÉNDICE G - RESULTADOS DE LAS MUESTRAS DE AGUAS PLUVIALES
- APÉNDICE H - OBSERVACIONES ESTÁNDAR
- APÉNDICE I- INFORME SOBRE LA DISPOSICIÓN DE LOS DESECHOS
- APÉNDICE J - INFORME SOBRE DESECHOS ESPECIALES

1.0 INTRODUCCIÓN

En nombre de Chiquita Canyon, LLC (CCL), Chang Environmental ha elaborado este Informe de Monitoreo Semestral de Aguas Subterráneas para el Vertedero de Chiquita Canyon. Este informe incluye el Programa de Monitoreo de Detecciones (DMP) del Primer y Segundo Trimestre de 2026, el Programa de Monitoreo de Evaluación (EMP) y el Informe de Monitoreo de Aguas Subterráneas del Programa de Acciones Correctivas (CAP) para informar el período transcurrido de enero a junio de 2026. El propósito principal de este informe es proporcionar los datos tomados de la calidad de las aguas subterráneas conforme a la Orden No. R4-2018-0172 de los Requerimientos de Descarga de Desechos (WDRs) emitida por la Junta Regional de Control de Calidad del Agua de California - Región de Los Ángeles (RWQCB). Este informe también incluye el Informe de Aceptación de Desechos del Cuarto Trimestre de 2026 y el Primer Trimestre de 2026, como se describe en el Plan de Aceptación de Desechos de CCL (EnviroSolve Corporation, 2011), que se presentó para cumplir con los requerimientos de la Orden No. R4-2011-0052 de la RWQCB.

1.1 Resumen de Incumplimientos y Acciones Correctivas

Conforme a la Sección B.1.b. del Programa de Monitoreo y Elaboración de Informes (No. CI-6231), CCL debe proporcionar detalles del registro de cumplimiento y de las acciones correctivas tomadas o planificadas durante el período de informe. CCL recibió las siguientes órdenes durante el período de informe:

- Orden de Investigación No. R4-2024-0010-A01 (y su enmienda del 11 de febrero de 2026). El 12 de junio de 2026 la Orden fue retirada, excepto para propósitos de cumplimiento.
- Orden de Investigación No. R4-2026-0156 (emitida el 12 de junio de 2026).

CCL no recibió ningún aviso de violación del RWQCB durante el período de informe que transcurrió desde el 1 de enero hasta el 30 de junio de 2026. No obstante, se tomaron las siguientes acciones correctivas durante el período de informe actual, en respuesta a órdenes y avisos de violaciones previos:

- En cumplimiento con la Orden de Investigación No. R4-2024-0010-A01 (y su enmienda del 11 de febrero de 2026) y con la Orden de Investigación No. R4-2026-0156 (emitida el 12 de junio de 2026) respectivamente, CCL continuó presentando los Informes Trimestrales de EMP de Aguas Subterráneas y los Informes Trimestrales de la Integridad del Revestimiento y del LCRS. Además, CCL ha estado presentando informes de 30 días al RWQCB después de eventos de tormenta que dieron como resultado una descarga hacia o fuera de las cuencas de detención este y sur y en cumplimiento con la Orden de Investigación.
- En cumplimiento con la Orden de Investigación No. R4-2024-0010-A01 (y su enmienda del 11 de febrero de 2026), CCL presentó un Plan de Prevención de Contaminación de Aguas Pluviales actualizado el 19 de abril de 2026.
- El RWQCB y USEPA aprobaron la descarga controlada de la cuenca de detención sur para que CCL pueda cumplir con la Carta de Trabajo Adicional de USEPA para las Mejoras del Talud Oeste, con fecha 17 de marzo de 2026. La descarga se completó el 22 de abril y se tomaron muestras en el punto de descarga.

1.2 Condiciones del Sitio

El Vertedero de Chiquita Canyon es un centro de disposición de desechos sólidos de Clase III de propiedad y operado por CCL. El vertedero se encuentra en la cuenca del Río Santa Clara, aproximadamente a tres millas al oeste de la Unión de Castaic en el Condado de Los Ángeles, California. El vertedero incluye tres áreas de disposición designadas

como Cañón Primario, Cañón B y Cañón Principal. A partir del 1 de enero de 2025, el vertedero cerró las operaciones activas de disposición de desechos y ya no acepta desechos.

El sitio se encuentra ubicado en el extremo este de la Cuenca de Ventura dentro de la provincia geomórfica de las Cordilleras Transversales. Las unidades de rocas sedimentarias en y cerca del sitio son de Formación Pico del Plioceno y de la Formación Saugus del Plio-Pleistoceno. Los sedimentos marinos de la Formación Pico afloran en la parte noroeste del sitio. La Formación Saugus se superpone con la Formación Pico en el sitio y las unidades de la Formación Saugus se extienden al sur y al este del área de Castaic-Newhall. La Formación Saugus está compuesta de unidades marítimas interestratificadas en aguas poco profundas, agua salobre y unidades no marítimas. Otros materiales geológicos expuestos en los alrededores incluyen depósitos de terrazas del Pleistoceno y aluviones del Holoceno que forman un manto en el suelo del valle. Las aguas pluviales debajo del vertedero ocurren en el lecho de rocas sedimentarias (formaciones Pico y Saugus) y generalmente fluyen hacia el sur, hacia el Valle del Río Santa Clara.

El clima en el sitio es un clima semiárido, típico de las Cordilleras Transversales. Todo el sitio está muy por encima de la llanura aluvial de 100 años según el Mapa de Índices para Seguros de Inundaciones de la Agencia Federal para el Manejo de Emergencias (FEMA) para el Condado de Los Ángeles, California. La cantidad de agua de lluvia en 24 horas, tomada en 100 años, se calcula que es de 6.51 pulgadas (Golder, 2017). El sitio yace en un cañón al este del Cañón San Martínez Chiquito y al sur del Cañón Hasley y está separado de ambos por crestas relativamente empinadas. Las crestas definen los límites norte y oeste del sitio, dando como resultado áreas de drenaje contribuyentes mínimas al vertedero. La escorrentía de aguas superficiales dentro de la cuenca de drenaje del sitio está dirigida hacia el sur y hacia el este. La mayor parte del sitio drena hacia el sur, hacia el Río Santa Clara, que corre a lo largo del borde sur del sitio. La parte noreste del sitio drena hacia el este, hacia un gran cañón sin nombre, después hacia el sudeste hacia Castaic Creek, aproximadamente a 3,000 pies del límite del sitio.

1.3 Dirección y Velocidad del Flujo de Aguas Subterráneas

Las determinaciones de la dirección del flujo de aguas subterráneas y de la velocidad se basan en las elevaciones de las aguas subterráneas medidas en cada trimestre. Las elevaciones de aguas subterráneas, los contornos de elevaciones de aguas subterráneas interpretados y las direcciones del flujo de las aguas subterráneas de cada trimestre se muestran en las Figuras 1 (Primer Trimestre) y 2 (Segundo Trimestre). En cada pozo monitoreado, las elevaciones de aguas subterráneas fueron similares en ambos trimestres, por lo tanto, los mapas de los contornos de las elevaciones de aguas subterráneas muestran gradientes y direcciones de flujo similares en los períodos monitoreados. No se pudo acceder al área del Cañón Este durante el Primer Trimestre debido a la construcción de la cuenca. Se nivelaron las calles y el área estuvo accesible para el evento de monitoreo del Segundo Trimestre.

Dentro de la zona del Cañón Principal, el flujo de aguas subterráneas en la Formación Pico es hacia el sur, saliendo de la cresta topográfica empinada hacia el norte. En base a los contornos de las elevaciones de agua indicados en las Figuras 1 y 2, se estimó un gradiente hidráulico de 0.05 pies por pie (pies/pie) para aguas subterráneas en el lecho rocoso de la Formación Pico a lo largo del perímetro gradiente arriba (norte) del Cañón Principal.

En toda la parte central y sur del sitio, incluso todas las partes de la subrasante de las unidades de gestión de desechos, las aguas subterráneas que están más arriba están en la Formación de Saugus. El flujo de aguas subterráneas generalmente está al sur, debajo del Cañón Primario y el Cañón Principal, excepto las variaciones de flujo en las cercanías del pozo DW-17, donde elevaciones de aguas subterráneas más altas indican un patrón de flujo radial fuera de esta zona. Las aguas subterráneas debajo del Cañón B parecen fluir hacia el este,

bajando por el cañón. El nivel de agua en el pozo PZ-4 es más alto que antes de 2019, probablemente debido a la recarga de aguas subterráneas de la cuenca de aguas pluviales de la zona.

En base a las elevaciones de agua medidas en ambos trimestres, se calculó una variedad de gradientes hidráulicos para la zona con agua más alta en la Formación de Saugus. Los gradientes de aguas subterráneas son variables, estando los gradientes más empinados cerca del pozo DW-17, donde el gradiente hidráulico local es de 0.08 pies/pie hacia el sudoeste hacia el pozo DW-16. Cruzando el Cañón Primario y gradiente abajo del Cañón Principal, el gradiente hidráulico estimado es de 0.03 a 0.07 pies/pie.

Se midió una variedad de valores de conductividad hidráulica en la Formación de Saugus en el sitio (EMCON, 1990; RTF&A, 2005c). El mejor estimativo de la conductividad hidráulica in situ se basa en los resultados de las pruebas de sondeo y varían 1.1 x 10^{-3} centímetros por segundo (cm/seg.) a 1.1 x 10^{-5} cm/seg. Los resultados de laboratorio de las muestras de la Formación de Saugus tomadas en el sitio mostraron valores de porosidad que variaban de 0.25 a 0.38 (EMCON, 1990). Asumiendo que el 75 por ciento de los espacios de los poros están interconectados y que contribuyen a una porosidad efectiva, la porosidad efectiva estimada es de 0.19 a 0.28. Utilizando el rango de las propiedades acuíferas descrito arriba y un gradiente hidráulico de aproximadamente 0.05 pies/pies para el POC en el Cañón Primario y el Cañón Principal, la velocidad calculada del flujo lineal para la Formación de Saugus varía de aproximadamente 2.0 a 299 pies por año.

2.1 Red de Pozos para el Monitoreo de Aguas Subterráneas

La red de monitoreo de aguas subterráneas consiste de 18 pozos de monitoreo (DW-1, DW-3, DW 7, DW-8, DW-9, DW-12, DW-14, DW-15, DW-16, DW-17, DW-18, DW-21, DW-28, DW-29, DW-30, DW-31, FP-01 y PZ-4). Los puntos adicionales DW 23, DW-24, DW-26, PZ 3, PZ-5, PZ-6, PZ-7, GP-15, GP-16, GP-17, GP 21, GP-22, GP-24, GP-25 y GP-26 se sondean únicamente para conocer los niveles de agua. Los puntos de monitoreo DW-8, DW-25, DW-27, DW-28, PZ-5, PZ-6, GP-25 y GP-26 se completan dentro de la Formación Pico y los otros pozos y piezómetros están monitoreando la Formación de Saugus.

Según la Orden de Investigación No. R4-2024-0010 Chiquita colocó cinco pozos de monitoreo de aguas subterráneas existentes (DW-9, DW-15, DW-16, DW-17 y DW-29) y tres pozos de monitoreo nuevos (DW-30, DW-31 y FP-01) instalados debajo de la gradiente de la zona reactiva en un programa de monitoreo de evaluación (EMP). Geo-Logic Associates (GLA) instaló dos pozos de monitoreo en el sitio (DW-30 y DW-31) en septiembre de 2024 conforme al Ítem 1(b) de la Orden de Investigación. GLA instaló un pozo de monitoreo fuera del sitio (FP-01) en abril de 2025. GLA elaboró un informe de instalación de pozos para DW-30, DW- 31 y FP-01 que se presentó en mayo de 2025. No hay ninguna red de monitoreo superficial actualmente en el sitio.

2.2 Descripción de las Actividades de Monitoreo

Los requerimientos para la toma de muestras y analíticos incluyen el monitoreo trimestral y semestral de aguas subterráneas para monitorear los parámetros especificados en el Programa de Monitoreo y Elaboración de Informes (MRP). Los otros monitoreos de constituyentes en cuestión (COCs) son anuales, en intervalos de cinco años, para tomas de muestras de fondo para analizar constituyentes nuevos cuando se instalan pozos nuevos o cuando se "activan" con el proceso de respuesta a descubrimientos de liberaciones. El último escaneo de COC de cinco años se realizó en abril de 2016 (R. T. Frankian & Associates (RTF&A), 2016b). La toma de muestras de COC actualmente se realiza todos los años, conforme al MRP. CCL ha cumplido con la Sección C (Programa de Monitoreo e Inspección de la Calidad del Agua Requerido) de este MRP.

Hay un CAP en progreso en los pozos DW-1 cerca del Cañón Primario y DW-3 en el Cañón B. El pozo CAP previo DW-20 se destruyó y se volvió a colocar con el pozo de detección DW-29. Se han informado históricamente compuestos orgánicos volátiles (VOCs) en muestras de aguas subterráneas de estos pozos. Las medidas de acción correctiva implementadas en estas zonas de disposición incluyen mejoras en el sistema de recolección y control de biogás (LFG) orientadas a reducir la migración de gases superficiales hacia las aguas subterráneas.

El MRP requiere monitoreos trimestrales e informes semestrales que contengan los requerimientos para la toma de muestras y análisis de aguas subterráneas y para evaluar los resultados analíticos. La Orden WDR No. R4-2018-0173 adoptada el 13 de diciembre de 2018 incluyó el MRP revisado No. CI-6231 que cambió los períodos de informe de la siguiente manera:

Período	Mes de Muestreo	Informes
Semestralmente		
Primero	Enero y abril	31 de julio
Segundo	Julio y octubre	31 de enero
Resumen Anual		
Del 1 de enero al 31 de diciembre		31 de enero

Se tomaron muestras de ocho pozos de monitoreo de aguas subterráneas (DW-9, DW-15, DW-16, DW-17, DW-29, DW-30, DW-31 y FP-01) en cumplimiento con la Orden de Investigación R4-2024-0010 (y su enmienda del 11 de febrero de 2026) para el período de informe actual y se realizarán otros muestreos en cumplimiento con la nueva Orden de Investigación No. R4-2026-0156. El monitoreo trimestral comenzó en abril de 2024 y el informe trimestral más reciente se presentó el 15 de julio de 2026.

2.3 Procedimientos de Campo para las Actividades de Monitoreo

El monitoreo trimestral de aguas subterráneas consistió en lo siguiente:

- medir los niveles de aguas subterráneas en todos los pozos;
- tomar muestras de aguas subterráneas trimestralmente de los pozos DW-1, DW-3 y DW-16
- tomando muestras de aguas subterráneas trimestralmente de los pozos EMP DW-9, DW-15, DW-16, DW-17, DW-29 y los nuevos pozos DW-30, DW-31 y FP-01 en respuesta a la zona reactiva,
- tomando muestras de aguas subterráneas semestralmente de los pozos de monitoreo de fondo DW-8, DW-14, DW-17 y DW-28,
- tomando muestras de aguas subterráneas semestralmente de los pozos DMP DW-7, DW-12, DW-15, DW-18, DW-21, DW-29 y PZ-4; y
- analizando estas muestras de aguas subterráneas para los parámetros de monitoreo del sitio.

Los niveles de agua estática en todos los pozos de la red de monitoreo se midieron utilizando un sonda de nivel de agua eléctrico antes de purgar y tomar muestras. Las mediciones trimestrales del nivel del agua se tomaron en enero y en abril. Las mediciones se registraron en los formularios de medición de pozos (Apéndice A) y las elevaciones históricas calculadas están tabuladas en el Apéndice B.

Las muestras de aguas subterráneas del primer trimestre para este período de informe se tomaron en enero de 2026 y las muestras del segundo trimestre se tomaron en abril de 2026. Las hojas de datos del campo donde se tomaron muestras de aguas subterráneas con poco flujo se indican en el Apéndice A. Los parámetros del campo que se monitorearon y registraron durante la purga de poco flujo consisten en conductancia específica, pH, temperatura, oxígeno disuelto (DO) y potencial de reducción de oxígeno (ORP).

Las muestras de agua se guardaron en hielo, en refrigeradores y fueron transportadas a Enthalpy Analytics, un laboratorio certificado por el Estado, para su análisis. Las muestras de aguas subterráneas fueron analizadas para observar los parámetros seleccionados especificados en el MRP. Como lo requiere el MRP No. 6231, los resultados analíticos reportados como "menor que..." (o "no detectado") se informan en un valor numérico como menor que. Se informan tanto Límites Prácticos de Cuantificación (PQLs) como Límites de Detección del Método (MDLs) para cada analito analizado.

La muestra anual de lixiviados se tomó en septiembre de 2025 y sus resultados se informan en el Informe Resumido Anual de 2025. Se volvieron a realizar análisis de las muestras para analitos seleccionados en marzo de 2026 y sus resultados se analizan a continuación.

3.0 RESULTADOS DEL LABORATORIO

3.1 Resumen de los Resultados.

La intención del programa de monitoreo de aguas subterráneas es evaluar la calidad de las aguas subterráneas y determinar si están siendo afectadas por el vertedero o no. Esta evaluación trimestral de los parámetros de monitoreo se realiza utilizando análisis tanto no estadísticos como estadísticos, como se describe en los WDRs.

El análisis del límite de concentración de orgánicos no estadísticos (VOC/SVOC) es un comparativo de cada compuesto orgánico detectado con su respectivo MDL y PQL. Los compuestos orgánicos detectados en las muestras para este período de monitoreo están tabulados en la Tabla 1.

El análisis del límite de concentración de los parámetros de monitoreo del indicador es el método de límite de predicción entre pozos. Este modelo entre pozos involucra el uso de la química histórica del agua de cada pozo y datos de antecedentes de ese pozo, en lugar de comparar la química del agua actual con datos de un pozo diferente, hidráulicamente gradiente arriba. El conjunto de datos de fondo dentro del pozo para cada parámetro del pozo/monitoreo se actualizó antes del período de monitoreo de abril de 2025. La siguiente actualización de fondo dentro del pozo será antes del período de monitoreo de abril de 2027. Los resultados estadísticos se resumen en la Tabla 2 y los trazados de los límites de las predicciones de cada par pozo/parámetro de monitoreo indicador se incluyen en el Apéndice C. Los informes analíticos de laboratorio para este período de informe se incluyen en el Apéndice D. Los resultados analíticos electrónicos del laboratorio se cargaron en el sitio web GeoTracker del Estado en el formato de entrega electrónica requerido (EDF).

3.2 Análisis de la Calidad de las Aguas Subterráneas DMP/EMP

Los resultados de los compuestos orgánicos detectados se resumen en la Tabla 1. La mayoría de los compuestos orgánicos no se detectaron en los pozos de monitoreo DMP durante el período de informe actual. Los VOCs detectados incluyen:

- una detección de concentración de vestigio de Freón 12 en la muestra de abril del pozo PZ-4.
- una detección de concentración de vestigio de 1,4-diclorobenceno en la muestra de abril del pozo DW-15
- una detección de concentración de vestigio de tetracloroeteno en las muestras de enero y abril del pozo DW-30.

Además, se detectaron concentraciones bajas del compuesto orgánico semivolátil (SVOC) 1,4-dioxano en las muestras mensuales de los pozos DW-31 y FP-01. Como solo se detectó una concentración de vestigios de un solo VOC - por debajo del PQL en estos pozos, CCL llegó a la conclusión de que estos resultados no indican un cambio significante que pueda medirse en la naturaleza o el alcance de la liberación (MRP, Sección (C)(2)(i)(i)(B)).

En general, los resultados analíticos para los parámetros de monitoreo indicadores y los parámetros de monitoreo complementarios se encuentran dentro de rangos históricos en el sitio. Los resultados analíticos estadísticos para cada parámetro de monitoreo/pozo se presentan en el Apéndice C y el resumen estadístico se proporciona en la Tabla 2. Para los parámetros de monitoreo evaluados estadísticamente, la alcalinidad en el pozo DW-3, el amoníaco-N y la demanda química de oxígeno (COD) en el pozo DW-17 y el nitrato en los pozos DW-3 y DW-31 excedieron su límite de predicción estadística correspondiente. Entre estos, se están monitoreando la alcalinidad en el pozo DW-3 y el nitrato en el pozo DW-3 en Modo Seguimiento y por lo tanto, no es necesario hacer nada más. Se volvieron a analizar muestras en julio para observar los niveles de amoníaco N y COD en el pozo DW-17. Para la excedencia de nitrato en el pozo DW-31 para el evento de muestreo de abril, los posteriores resultados de nitrato

para las muestras de mayo y junio estuvieron por debajo del límite estadístico. Utilizando datos de las muestras de mayo y junio como muestras para "análisis nuevos", CCL llega a la conclusión que la excedencia de nitrato en el pozo DW-31 no es un indicativo de una liberación y no será monitoreado en modo de seguimiento.

La liberación del vertedero identificada en el pozo DW-16 inicialmente se indicó con la presencia de concentraciones de vestigios de VOCs (TCE y PCE). Hubo presentes concentraciones entre vestigios y bajas de varios VOCs en las muestras de enero y abril de 2026 en DW-16 (Tabla 1). El método de evaluación de EMP propuesto es trazar concentraciones de VOC versus tiempo (trazos de tiempo-serie) y evaluar las tendencias (Apéndice E). Las concentraciones de VOC recientes en las muestras de DW-16 se mantuvieron relativamente consistentes en niveles bajos de 1.3 µg/l o menos. Para los parámetros del monitoreo evaluados estadísticamente, no hubo excedencias del límite de predicción estadística.

La Orden de Investigación R4-2024-0010 colocó cinco pozos de monitoreo de aguas subterráneas existentes (DW-9, 15, 16, 17 y 29) e instaló tres nuevos pozos de monitoreo (DW-30, DW-31 y FP-01) gradiente abajo de la zona reactiva en el EMP. Los informes trimestrales comenzaron en abril de 2024. Los informes trimestrales para el período de monitoreo actual fueron presentados el 15 de abril de 2026 y el 15 de julio de 2026.

3.3 Análisis de la Calidad de las Aguas Subterráneas CAP

Como se especificó en el CAP, los COCs en los pozos DW-1 y DW-3 son los VOCs identificados utilizando el Método 8260 de USEPA y sus límites de concentración están en los MDLs correspondientes. En el pozo DW-1, el laboratorio informó una detección de vestigios de PCE en las muestras de enero y abril de 2026. En el pozo DW-3, se informaron detecciones entre vestigios y bajas de 1,1-Dicloroetano, Freón 12, PCE y TCE. Estos resultados son similares a resultados de muestras previas de estos pozos CAP.

3.4 Demostración de la Efectividad de CAP

Los trazados de tiempo-serie de los VOCs detectados en este período de informe ilustran las tendencias en las concentraciones de VOC con el paso del tiempo en el pozo DW-1 y DW-3 (Apéndice E). Las muestras con concentraciones de analitos menores que el MDL ("no detectado") se trazaron a la mitad del MDL. Las concentraciones de VOC en las muestras de DW-1 y DW-3 están dentro de los rangos históricos.

Se continúan implementando medidas de acción correctiva en el vertedero. Las medidas de acción correctiva tanto en las áreas de disposición tanto del Cañón Primario como del Cañón B incluyen mejoras en el sistema de recolección y control de LFG orientadas a reducir la migración de gases hacia las aguas subterráneas. El sistema de recolección de LFG parecer ser efectivo para reducir las concentraciones de VOC en aguas subterráneas en los pozos DW-1 y DW-3, por lo tanto, en este momento no se recomiendan otros cambios en el CAP.

3.5 Resultados de los Nuevos Análisis de Lixiviados

El MRP requiere que se tomen muestras de lixiviados para los constituyentes del Apéndice II todos los años, en septiembre de cada año. Si se detecta cualquier constituyente del Apéndice II en la muestra de lixiviados que todavía no está en la lista de COC del sitio, se debe volver a analizar la muestra en marzo del año siguiente. Si el resultado del nuevo análisis confirma la detección inicial, el constituyente del Apéndice II se agrega a la lista de COCs del sitio.

La muestra de lixiviados tomada en septiembre de 2025 detectó tres compuestos de VOC, 4-metil-2-pentanona, 2-butanona y acetona, además de uno de los compuestos semi-VOC fenantreno por encima del PQL que todavía no está en la lista de COCs del sitio. Se tomó una muestra para volver a analizar en marzo de 2026 para verificar estas detecciones y los resultados se incluyen en el Apéndice D. Se detectaron acetona y 2-butanona

por encima del PQL en la prueba que se volvió a analizar y por lo tanto, se agregarán a la lista de COCs del sitio y serán monitoreados durante los eventos de toma de muestras de COCs.

4.0 OTROS PROGRAMAS DE MONITOREO DEL SITIO

Durante el período de informe, se usaron aproximadamente 9,183,804 galones de agua para riego, construcción de operaciones del sitio y control de polvos en los caminos, como también en otras zonas del Vertedero, con un amplio potencial de polvo fugitivo. El MRP requiere que se tomen muestras y se analice el agua utilizada en el sitio para controlar el polvo y para otros propósitos si el agua no es considerada potable. Las muestras de agua trimestrales del sitio (JS-1) se tomaron en enero y abril de 2026 y sus resultados se incluyen en el Apéndice D.

Los WDRs requieren informes trimestrales de monitoreo de biogás para cumplir con los requerimientos de monitoreo de la zona fundada. Los informes de monitoreo de biogases que se completaron durante el período de informe actual se incluyen como Apéndice F.

Se tomaron muestras de la descarga del evento de tormenta que califica (QSE) y otras muestras requeridas de las entradas y salidas de las dos cuencas de sedimentación de aguas pluviales del sitio entre el 1 de julio de 2025 y el 30 de junio de 2026. Los informes de laboratorio de estos eventos de toma de muestras se incluyen en el Apéndice G.

La Orden No. R4-2011-0052 del WDR especificó que se excedieron los valores de referencia en las muestras de descarga de QSE para la demanda química de oxígeno y el hierro total (Tabla G-1). Se determinó previamente que estos resultados no estaban relacionados con aguas pluviales que entraban en contacto con suelo contaminado o con desechos relacionados (RTF&A, 2017). En base a estos resultados, no hubo ningún requerimiento de medidas correctivas. Los informes de monitoreo de aguas pluviales consistentes con los requerimientos del Permiso General Industrial del sitio se informan electrónicamente en SMARTS.

5.0 OBSERVACIONES ESTÁNDAR

La Orden No. R4-2018-0173 de WDR requiere informes semestrales de las observaciones estándar, conforme a los requerimientos del Permiso de Aguas Pluviales NPDES. Los formularios de las observaciones estándar para el período de informe actual se incluyen como Apéndice H.

6.0 INFORMES SOBRE LA DISPOSICIÓN DE LOS DESECHOS

El Informe de Disposición de los Desechos del sitio que incluye las cantidades mensuales de disposición de desechos, el estimativo de la capacidad restante y el informe de todos los desechos inaceptables, se incluyen como Apéndice I. Todos los desechos aceptados se depositaron en cumplimiento con los requerimientos de RWQCB y no se depositó ningún desecho fuera de los límites de la zona de tratamiento de desechos. El vertedero está cerrado desde el 1 de enero de 2025 y ya no acepta desechos.

7.0 MANEJO DE LÍQUIDOS Y DESECHOS ESPECIALES

Se requieren informes semestrales de los manejos de lixiviados y condensados y se incluyen como parte del Informe de Disposición de Desechos (Apéndice I).

Como lo requiere la Orden No. R4-2011-0052 de la RWQCB, CCL presentó un Plan de Aceptación de Desechos (el Plan) a la RWQCB para su revisión (EnviroSolve Corporation, 2011). El Informe de Aceptación de Desechos de este Plan se adjunta en el Apéndice J.

8.0 LIMITACIONES

Los servicios descritos en este informe se realizaron de forma consistente con los principios y prácticas de consultoría profesional generalmente aceptados. No se da ninguna garantía, ni expresa ni implícita. Estos servicios se realizaron de forma consistente con nuestro acuerdo con el cliente. Este informe es únicamente para uso e información de nuestro cliente, a menos que se indique lo contrario. Toda dependencia de este informe por terceros es a mero riesgo del tercero.

Las opiniones y recomendaciones incluidas en este informe aplican a las condiciones existentes cuando se realizaron los servicios y están previstas únicamente para el cliente, los propósitos, las ubicaciones, los plazos y los parámetros de los proyectos indicados. No nos responsabilizamos por los impactos de ningún cambio en las normas, prácticas o regulaciones ambientales posteriores a la prestación de los servicios. No garantizamos la exactitud de la información provista por otros ni por el uso de partes segregadas de este informe.

9.0 REFERENCIAS

EMCON, 1990, “Informe Geológico/Hidrogeológico, Expansión del Vertedero de Chiquita Canyon, Condado de Los Ángeles, California,” para Laidlaw Waste Systems con fecha mayo de 1990.

EMCON, 1997, “Documento Técnico Conjunto, Vertedero de Chiquita Canyon, Condado de Los Ángeles, California,” para Laidlaw Waste Systems con fecha septiembre de 1997.

EnviroSolve Corporation, 2011, “Plan de Aceptación de Desechos, Vertedero de Chiquita Canyon, Condado de Los Ángeles, California,” para el Vertedero de Chiquita Canyon con fecha 29 de abril de 2011.

Frankian, R. T., & Associates, 2004, “Resultados de la Reevaluación del Pozo DW-16” para el Vertedero de Chiquita Canyon con fecha 14 de diciembre de 2004, Trabajo No. 2004-001-90.

Frankian, R. T., & Associates, 2005a, “Documento Técnico Conjunto Modificado (Apéndice E-6) Programa de Monitoreo de Evaluación Propuesto para el Cañón Primario, Vertedero de Chiquita Canyon, Archivo No. CI-6231, Valencia California,” para la Junta Regional de Control de Calidad del Agua de California, Región de Los Ángeles con fecha 9 de marzo de 2005, Trabajo No. 2004-001-90.

Frankian, R. T., & Associates, 2005b, “Estudio de Viabilidad del Diseño del Cañón Primario del Vertedero de Chiquita Canyon, Archivo de Cumplimiento No. CI-6231, Condado de Los Ángeles, California,” para el Vertedero de Chiquita Canyon con fecha 7 de junio de 2005, Trabajo No. 2004-001-91.

Frankian, R. T., & Associates, 2005c, “Informe de Instalación de Pozos y de Pruebas de Acuíferos” para el Vertedero de Chiquita Canyon con fecha 26 de agosto de 2005, Trabajo No. 2002-036-91.

Frankian, R. T., & Associates, 2016a, “Informe de Evaluación del Programa de Monitoreo de Evaluación para el Cañón D del Vertedero, Archivo de Cumplimiento No. CI-6231” para el Vertedero de Chiquita Canyon con fecha 14 de octubre de 2016, Trabajo No. 2002-036-005.

Frankian, R. T., & Associates, 2016b, “Informe Anual de Monitoreo de Aguas Subterráneas del Vertedero de Chiquita Canyon, Archivo de Cumplimiento No. CI-6231, Castaic, California,” para el Vertedero de Chiquita Canyon con fecha 28 de febrero de 2017, Trabajo No. 2004-001-090.

Frankian, R. T., & Associates, 2017, Informe Anual de Monitoreo de Aguas Subterráneas, Primer y Segundo Trimestre de 2017, Vertedero de Chiquita Canyon, Archivo de Cumplimiento No. CI-6231, Castaic, California para el Vertedero de Chiquita Canyon, con fecha 28 de junio de 2017, Trabajo No. 2004-001-090.

Geo_Logic Associates, 2025, “Informe de Instalación de Pozos de Monitoreo de Aguas Subterráneas, Vertedero de Chiquita Canyon, Castaic, California,” para el Vertedero de Chiquita Canyon con fecha mayo de 2025, Proyecto No. RM22.1077.00.

Golder Associates, Inc., 2017, “Documento Técnico Conjunto, Vertedero de Chiquita Canyon, 29201 Henry Mayo Drive, Castaic, CA, 91384,” para el Vertedero de Chiquita Canyon, con fecha diciembre de 2017, Proyecto No. 093-97453.

Montrose Environmental, 2026, “Plan de Prevención de Contaminación de Aguas Pluviales y Plan de Implementación de Monitoreos” para el Vertedero de Chiquita Canyon con fecha 17 de abril de 2026.

10.0 TABLES

TABLE 1

DETECTED ORGANIC COMPOUNDS
CHIQUITA CANYON LANDFILL
JANUARY - JUNE 2026

Well ID	Sample Date	Compound	Concentration (ug/L)
DMP			
PZ-4	4/28/26	Freon 12	0.4 J
EMP			
DW-15	4/23/26	1,4-Dichlorobenzene	0.3 J
DW-16	1/20/26	1,1-Dichloroethane	1.3
DW-16	1/20/26	1,4-Dichlorobenzene	1.0
DW-16	1/20/26	Benzene	0.3 J
DW-16	1/20/26	cis-1,2-Dichloroethene	2.0
DW-16	1/20/26	Freon 12	0.2 J
DW-16	1/20/26	Methylene Chloride	1.2 J
DW-16	1/20/26	Tetrachloroethene	0.3 J
DW-16	1/20/26	Trichloroethene	0.5
DW-16	4/28/26	1,1-Dichloroethane	1.0
DW-16	4/28/26	1,4-Dichlorobenzene	0.2 J
DW-16	4/28/26	Benzene	0.2 J
DW-16	4/28/26	cis-1,2-Dichloroethene	0.8
DW-16	4/28/26	Freon 12	0.1 J
DW-16	4/28/26	Methylene Chloride	0.3 J
DW-16	4/28/26	Tetrachloroethene	0.6
DW-16	4/28/26	Trichloroethene	0.6
DW-30	1/19/26	Tetrachloroethene	0.2 J
DW-30	4/23/26	Tetrachloroethene	0.4 J
DW-31	1/20/26	1,4-Dioxane	4.1
DW-31	2/18/26	1,4-Dioxane	5.5
DW-31	3/19/26	1,4-Dioxane	2.1
DW-31	4/22/26	1,4-Dioxane	1.3
DW-31	5/21/26	1,4-Dioxane	1.6
DW-31	6/18/26	1,4-Dioxane	3.0
FP-01	1/15/26	1,4-Dioxane	4.7
FP-01	2/18/26	1,4-Dioxane	3.8
FP-01	3/19/26	1,4-Dioxane	4.7
FP-01	4/21/26	1,4-Dioxane	3.3
FP-01	5/21/26	1,4-Dioxane	3.4
FP-01	6/18/26	1,4-Dioxane	3.8
CAP			
DW-1	1/20/26	Tetrachloroethene	0.2 J
DW-1	4/28/26	Tetrachloroethene	0.2 J
DW-3	1/20/26	Freon 12	5.3
DW-3	1/20/26	Tetrachloroethene	1.7
DW-3	1/20/26	Trichloroethene	0.2 J
DW-3	4/28/26	1,1-Dichloroethane	0.3 J
DW-3	4/28/26	Freon 12	4.3
DW-3	4/28/26	Tetrachloroethene	1.7
DW-3	4/28/26	Trichloroethene	0.2 J

TABLE 1

DETECTED ORGANIC COMPOUNDS
CHIQUITA CANYON LANDFILL
JANUARY - JUNE 2026

Well ID	Sample Date	Compound	Concentration (ug/L)
BLANKS			
Field Blank	1/15/26	Methylene Chloride	0.4 J
Field Blank	1/19/26	Methylene Chloride	0.3 J
Field Blank	1/20/26	Methylene Chloride	0.3 J
Field Blank	2/18/26	Methylene Chloride	0.6 J
Field Blank	3/19/26	Methylene Chloride	0.6 J
Field Blank	4/20/26	Methylene Chloride	0.4 J
Field Blank	4/21/26	Methylene Chloride	0.5 J
Field Blank	4/22/26	Methylene Chloride	0.3 J
Field Blank	4/23/26	Methylene Chloride	0.4 J
Field Blank	4/28/26	Methylene Chloride	0.4 J
Field Blank	5/21/26	Methylene Chloride	0.3 J
Field Blank	6/18/26	Methylene Chloride	0.2 J
Trip Blank	1/15/26	Methylene Chloride	0.4 J
Trip Blank	1/15/26	Tetrachloroethene	0.2 J
Trip Blank	1/19/26	Methylene Chloride	0.3 J
Trip Blank	1/20/26	Methylene Chloride	0.4 J
Trip Blank	2/18/26	Methylene Chloride	0.4 J
Trip Blank	3/19/26	Methylene Chloride	0.5 J
Trip Blank	4/20/26	Methylene Chloride	0.7 J
Trip Blank	4/21/26	Methylene Chloride	0.7 J
Trip Blank	4/22/26	Methylene Chloride	0.4 J
Trip Blank	4/23/26	Methylene Chloride	0.7 J
Trip Blank	4/28/26	Methylene Chloride	0.4 J
Trip Blank	5/21/26	Methylene Chloride	0.6 J

Notes: VOC/SVOC concentrations in micrograms per liter (ug/L): J = trace concentration

* = also detected in field/trip blank: B = also detected in method blank

TABLE 2

SUMMARY OF STATISTICAL ANALYSIS
Chiquita Canyon Landfill, Valencia, California

Groundwater Monitoring Point	First Semiannual 2026									
	Alkalinity as CaCO3	Ammonia as N	Chemical Oxygen Demand (COD)	Chloride	Nitrate as N	Potassium, Total	Sodium, Total	Sulfate	Total Dissolved Solids (TDS)	Total Organic Carbon (TOC)
DW-1	W	W	W	W	W	W	W	W	W	W
DW-3	**E**	W	W	W	**E**	W	W	W	W	W
DW-7	W	W	**E**	W	W	W	W	W	W	W
DW-8	W	W	W	W	W	W	W	W	W	W
DW-12	W	W	W	W	W	W	W	W	W	W
DW-14	W	W	W	W	W	W	W	W	W	W
DW-15	W	W	W	W	W	W	W	W	W	W
DW-16	W	W	W	W	W	W	W	W	W	W
DW-17	W	**E**	**E**	W	W	W	W	W	W	W
DW-18	W	W	W	W	W	W	W	W	W	W
DW-21	W	W	W	W	W	W	W	W	W	W
DW-28	W	W	W	W	W	W	W	W	W	W
DW-29	W	W	W	W	W	W	W	W	W	W
DW-30	n/a	W	W	W	W	W	W	W	W	W
DW-31	n/a	W	W	W	**E**	W	W	W	W	W
FP-01	n/a	n/a	n/a	n/a	n/a	n/a	n/a	n/a	n/a	n/a
PZ-4	W	W	W	W	W	W	W	W	W	W

Statistical analysis performed using all values past 5 years as background and values for the current sampling period as compliance value.

Notes:
Shaded cells are well/parameter pairs monitored in tracking mode
Prediction Limit Results: W = Within limit, E = Exceeds limit.
n/a = Not analyzed due to insufficient number of data.

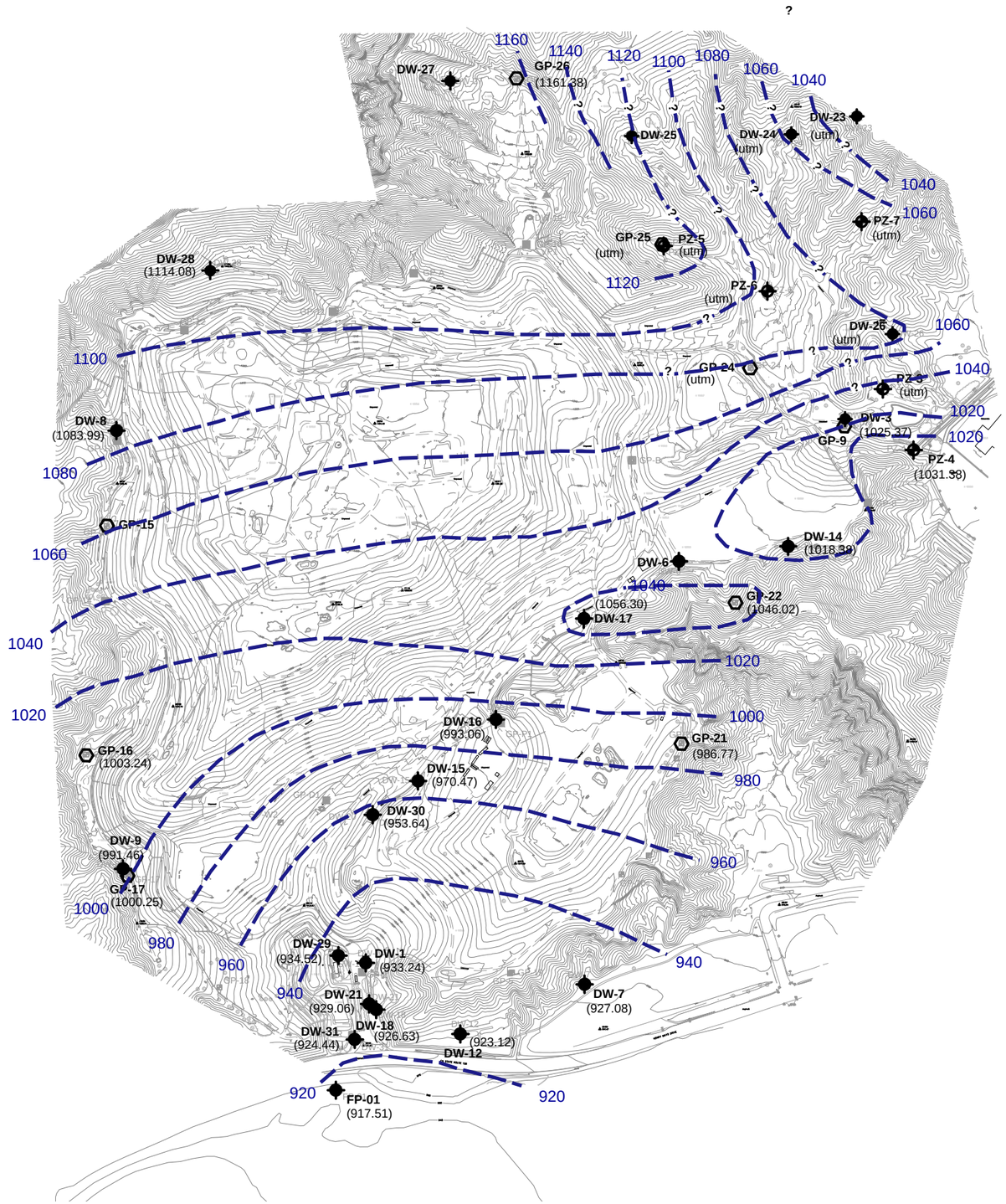

EXPLANATION

GP-9 — VADOSE ZONE GAS PROBE

DW-3 — GROUNDWATER MONITORING WELL

PZ-3 — PIEZOMETER

(1044.79) GROUNDWATER ELEVATION (FT.-MSL) MEASURED JANUARY 15, 2026

(utm) = unable to measure

N

800’ 0’ 400’ 800’

SCALE: 1” = 800’

Topography updated January 2025

Chiquita Canyon Landfill
Castaic, California

FIGURE 1
GROUNDWATER ELEVATION CONTOUR MAP
1st Quarter 2026

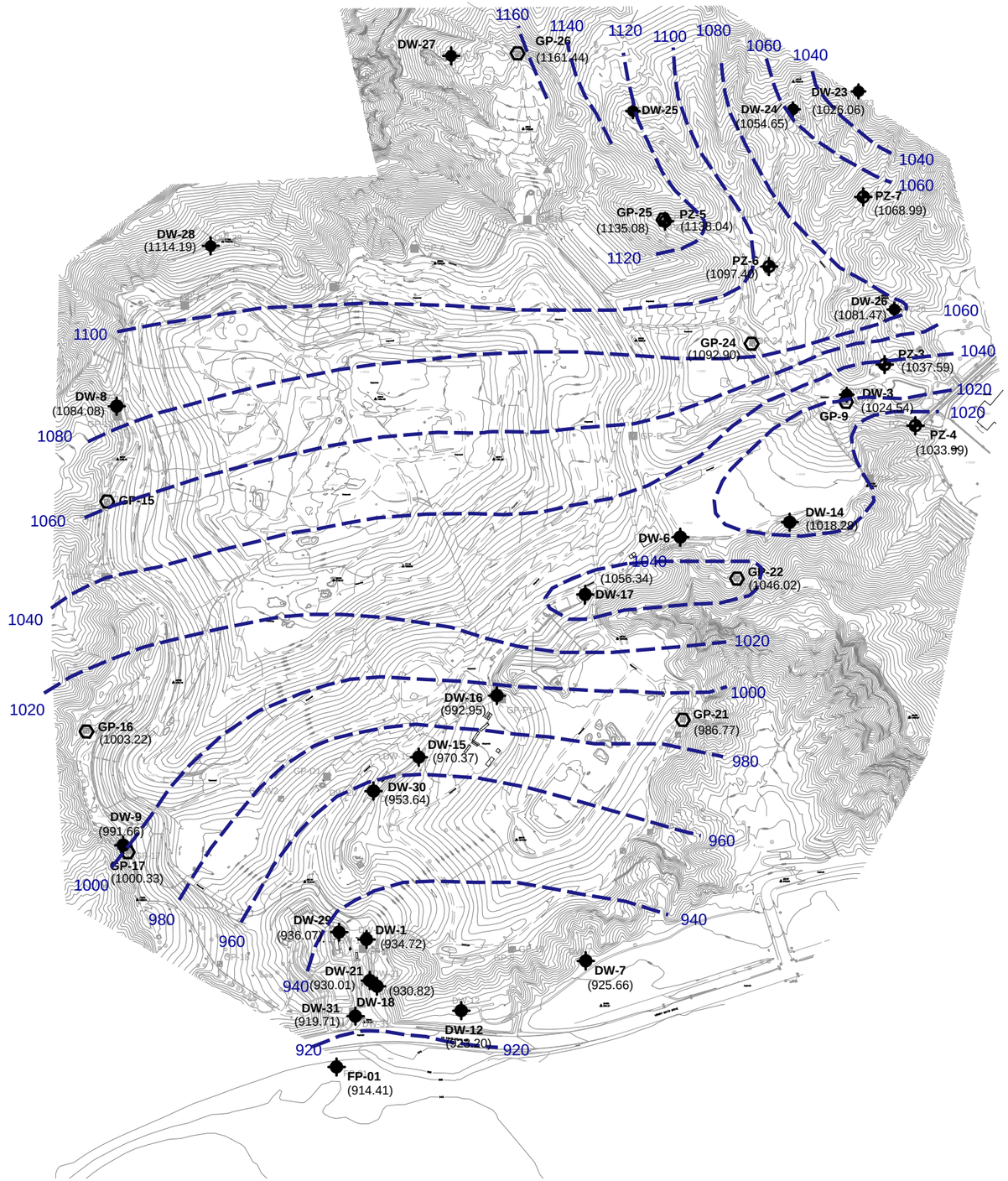

EXPLANATION

GP-9 VADOSE ZONE GAS PROBE

DW-3 GROUNDWATER MONITORING WELL

PZ-3 PIEZOMETER

(1044.79) GROUNDWATER ELEVATION (FT.-MSL)
MEASURED APRIL 21, 2026
(utm) = unable to measure

800’ 0’ 400’ 800’

SCALE: 1” = 800’

Topography updated January 2025

Chiquita Canyon Landfill
Castaic, California

FIGURE 2
GROUNDWATER ELEVATION CONTOUR MAP
2nd Quarter 2026

12.0 APPENDICES

APPENDIX A

SAMPLING AND FIELD DATA SHEETS

(WELL GAUGING FORMS)

•CHANG ENVIRONMENTAL•

WELL GAUGING FORM
Chiquita Canyon Landfill

Project No. CCL-01 Field Personnel: P. Chang Date: 1/15/26

Well Id	Date	Time of Reading	Depth to Water (ft)	Total Depth (ft)	Comments	Well Id	Date	Time of Reading	Depth to Water (ft)	Total Depth (ft)	Comments
DW-1	1/15/26	11:42	51.07			DW-30	1/15/26	9:53	140.74		
DW-3	1/15/26	12:13	78.80			DW-31	1/15/26	9:58	55.66		
DW-7	1/15/26	11:30	31.89			FP-01	1/15/26	10:08	34.05		
DW-8	1/15/26	8:34	181.14			PZ-3	1/15/26		utm		not accessible: no road
DW-9	1/15/26	9:14	232.88			PZ-4	1/15/26	12:18	75.91		
DW-12	1/15/26	11:24	104.45			PZ-5	1/15/26		utm		not accessible: no road
DW-14	1/15/26	12:07	219.11			PZ-6	1/15/26		utm		not accessible: no road
DW-15	1/15/26	9:32	140.69			PZ-7	1/15/26		utm		not accessible: no road
DW-16	1/15/26	9:36	183.02			GP-15 115'	1/15/26	8:54	DRY	114.2	
DW-17	1/15/26	11:51	141.29			GP-16 255'	1/15/26	9:06	253.87		
DW-18	1/15/26	11:35	60.75			GP-17 235'	1/15/26	9:18	216.07		
DW-21	1/15/26	11:39	61.10			GP-21 232'	1/15/26	9:44	234.04		
DW-23	1/15/26		utm		not accessible: no road	GP-22 305'	1/15/26	11:59	280.39		
DW-24	1/15/26		utm		not accessible: no road	GP-24 70'	1/15/26		utm		not accessible: no road
DW-26	1/15/26		utm		not accessible: no road	GP-25 80'	1/15/26		utm		not accessible: no road
DW-28	1/15/26	8:25	333.07			GP-26 255'	1/15/26	8:03	217.13		
DW-29	1/15/26	9:24	49.30								

FIELD DATA SHEET
LOW-FLOW PURGE

Project No. CCL-01 Field Tech: P. Chang **Well ID:** DW-1

Site Name & Location: Chiquita Canyon Landfill, Valencia, CA Date: 1/20/26

Initial DTW (Date/Time): 51.07 (1/13/26 1142) Syst. Vol: **1217** (ml)

Initial Setup: Controller ID: **74** Pressure: **50** (psi) Flow: **920** (ml/min)

	Time	Depth to Water	Flow (ml/min)	
Begin Purging:	949	50.97	600	
Adjust Purging:	951	51.22	350	(4 min)
Begin Scan:	955	51.30	300	
Complete Scan:	1011	51.33	300	
Collect Samples:	1014			
Complete Samples:	1829	51.33	260	

Field Readings:

Elapsed Time	Temp (deg - C)	S. Cond. (mS/cm)	DO (mg/L)	pH (st. units)	ORP	Turb (NTU)	Notes
0:00	22.66	1.58	7.41	7.87	163	7.2	
2:00	22.80	1.58	6.69	7.99	145	7.9	
4:00	22.98	1.58	6.03	8.03	129	8.0	
6:00	23.06	1.57	5.49	8.08	109	7.8	
8:00	23.15	1.57	3.62	8.09	89	5.1	
10:00	23.16	1.57	2.93	8.07	78	4.1	
12:00	23.20	1.56	1.99	8.04	64	3.2	
14:00	23.25	1.56	1.93	8.08	55	3.4	
16:00	23.27	1.56	1.85	8.04	49	2.6	

Wellhead Inspection:

☑ Good ☐ Needs attention: _____

FIELD DATA SHEET
LOW-FLOW PURGE

Project No. CCL-01 Field Tech: P. Chang **Well ID:** DW-3

Site Name & Location: Chiquita Canyon Landfill, Valencia, CA Date: 1/20/26

Initial DTW (Date/Time): 78.80 (1/13/26 1213) Syst. Vol: **1549** (ml)

Initial Setup: Controller ID: **72** Pressure: **75** (psi) Flow: **700** (ml/min)

	Time	Depth to Water	Flow (ml/min)
Begin Purging:	1148	77.63	300 (5 min)
Adjust Purging:	–	–	–
Begin Scan:	1154	77.93	300
Complete Scan:	1202	77.88	300
Collect Samples:	1206		
Complete Samples:	1220	77.87	270

Field Readings:

Elapsed Time	Temp (deg - C)	S. Cond. (mS/cm)	DO (mg/L)	pH (st. units)	ORP	Turb (NTU)	Notes
0:00	22.49	0.929	9.30	7.93	201	0.0	
2:00	22.34	0.947	2.70	7.91	199	0.0	
4:00	22.36	0.949	2.44	7.84	199	0.0	
6:00	22.33	0.951	2.26	7.83	201	0.0	
8:00	22.50	0.951	2.28	7.82	197	0.0	

Wellhead Inspection:

☑ Good ☐ Needs attention: _____

FIELD DATA SHEET
LOW-FLOW PURGE

Project No. CCL-01 Field Tech: P. Chang **Well ID:** DW-9

Site Name & Location: Chiquita Canyon Landfill, Valencia, CA Date: 1/19/26

Initial DTW (Date/Time): 232.88 (1/13/26 914) Syst. Vol: **2860** (ml)

Initial Setup: Controller ID: **81 PO** Pressure: **140**(psi)(psi) Flow: **180** (ml/min)

	Time	Depth to Water	Flow (ml/min)	
Begin Purging:	1018	232.86	300	
Adjust Purging:	1021	232.99	180	(16 min)
Begin Scan:	1037	233.08	170	
Complete Scan:	1041	233.08	150	
Collect Samples:	1044			
Complete Samples:	1113	233.08	140	

Field Readings:

Elapsed Time	Temp (deg - C)	S. Cond. (mS/cm)	DO (mg/L)	pH (st. units)	ORP	Turb (NTU)	Notes
0:00	21.25	2.11	11.65	8.46	186	16.8	
2:00	21.28	2.12	11.43	8.44	187	16.1	
4:00	21.39	2.11	11.21	8.46	187	14.3	

Wellhead Inspection:

☑ Good ☐ Needs attention: _____

FIELD DATA SHEET
LOW-FLOW PURGE

Project No. CCL-01 Field Tech: P. Chang **Well ID:** DW-15

Site Name & Location: Chiquita Canyon Landfill, Valencia, CA Date: 1/19/26

Initial DTW (Date/Time): 140.69 (1/13/26 932) Syst. Vol: **1781** (ml)

Initial Setup: Controller ID: **74** Pressure: **90** (psi) Flow: **600** (ml/min)

	Time	Depth to Water	Flow (ml/min)	
Begin Purging:	1136	140.62	360	(5 min)
Adjust Purging:	–	–	–	
Begin Scan:	1141	140.81	315	
Complete Scan:	1153	140.82	300	
Collect Samples:	1156			
Complete Samples:	1209	140.85	270	

Field Readings:

Elapsed Time	Temp (deg - C)	S. Cond. (mS/cm)	DO (mg/L)	pH (st. units)	ORP	Turb (NTU)	Notes
0:00	24.20	3.12	10.75	6.65	116	9.5	
2:00	24.45	3.17	9.94	6.82	-19	34.4	
4:00	24.50	3.18	9.70	7.05	-40	17.9	
6:00	24.52	3.18	9.40	7.23	-59	11.8	
8:00	24.55	3.17	8.99	7.31	-78	9.4	
10:00	24.58	3.17	8.87	7.34	-87	8.7	
12:00	24.61	3.17	8.74	7.35	-98	7.8	

Wellhead Inspection:

☑ Good ☐ Needs attention: _____

FIELD DATA SHEET
LOW-FLOW PURGE

Project No. CCL-01 Field Tech: P. Chang **Well ID:** DW-16

Site Name & Location: Chiquita Canyon Landfill, Valencia, CA Date: 1/20/26

Initial DTW (Date/Time): 183.02 (1/13/26 932) Syst. Vol: **2363** (ml)

Initial Setup: Controller ID: **78** Pressure: **120** (psi) Flow: **520** (ml/min)

	Time	Depth to Water	Flow (ml/min)
Begin Purging:	1051	183.07	390 (6 min)
Adjust Purging:	–	–	–
Begin Scan:	1057	183.19	330
Complete Scan:	1107	183.20	360
Collect Samples:	1110		
Complete Samples:	1121	183.19	330

Field Readings:

Elapsed Time	Temp (deg - C)	S. Cond. (mS/cm)	DO (mg/L)	pH (st. units)	ORP	Turb (NTU)	Notes
0:00	24.85	1.28	10.42	7.60	119	3.3	
2:00	24.81	1.35	10.09	8.01	123	2.6	
4:00	24.71	1.47	9.62	8.29	122	3.3	
6:00	24.68	1.49	9.18	8.33	117	3.5	
8:00	24.60	1.48	8.72	8.38	118	3.9	
10:00	24.64	1.47	8.63	8.39	113	4.1	

Wellhead Inspection:

☑ Good ☐ Needs attention: _____

FIELD DATA SHEET
LOW-FLOW PURGE

Project No. CCL-01 Field Tech: P. Chang **Well ID:** DW-17

Site Name & Location: Chiquita Canyon Landfill, Valencia, CA Date: 1/19/26

Initial DTW (Date/Time): 141.27 (1/13/26 1151) Syst. Vol: **2227** (ml)

Initial Setup: Controller ID: **74** Pressure: **110** (psi) Flow: **130** (ml/min)

	Time	Depth to Water	Flow (ml/min)
Begin Purging:	840	141.34	280
Adjust Purging:	842	141.49	125 (1.5 min)
Begin Scan:	900	141.78	125
Complete Scan:	908	141.86	130
Collect Samples:	911		
Complete Samples:	943	141.94	125

Field Readings:

Elapsed Time	Temp (deg - C)	S. Cond. (mS/cm)	DO (mg/L)	pH (st. units)	ORP	Turb (NTU)	Notes
0:00	18.71	1.25	4.73	8.68	129	27.8	
2:00	18.90	1.25	4.41	8.68	139	27.1	
4:00	18.90	1.25	3.91	8.84	135	26.1	
6:00	18.84	1.25	3.70	8.83	140	24.7	
8:00	18.88	1.26	3.82	8.86	138	22.7	

Wellhead Inspection:

☑ Good ☐ Needs attention: _____

FIELD DATA SHEET
LOW-FLOW PURGE

Project No. CCL-01 Field Tech: P. Chang **Well ID:** DW-29

Site Name & Location: Chiquita Canyon Landfill, Valencia, CA Date: 1/20/26

Initial DTW (Date/Time): 49.30 (1/13/26 924) Syst. Vol: **1165** (ml)

Initial Setup: Controller ID: **74** Pressure: **40** (psi) Flow: **350** (ml/min)

	Time	Depth to Water	Flow (ml/min)	
Begin Purging:	801	49.20	475	
Adjust Purging:	802	49.29	340	(4 MW)
Begin Scan:	807	49.22	300	
Complete Scan:	819	49.21	340	
Collect Samples:	822	QCFB 824		
Complete Samples:	835	49.21	320	

Field Readings:

Elapsed Time	Temp (deg - C)	S. Cond. (mS/cm)	DO (mg/L)	pH (st. units)	ORP	Turb (NTU)	Notes
0:00	18.18	1.59	2.48	7.51	44	24.2	
2:00	18.50	1.59	1.51	7.52	57	26.3	
4:00	18.73	1.59	1.07	7.58	67	27.7	
6:00	18.74	1.59	0.78	7.55	77	24.3	
8:00	18.87	1.58	0.69	7.61	81	22.7	
10:00	18.89	1.59	0.56	7.62	88	21.2	
12:00	18.95	1.59	0.61	7.62	93	19.7	

Wellhead Inspection:

☑ Good ☐ Needs attention: _____

FIELD DATA SHEET
LOW-FLOW PURGE

Project No. CCL-01 Field Tech: P. Chang **Well ID:** DW-30

Site Name & Location: Chiquita Canyon Landfill, Valencia, CA Date: 1/19/26

Initial DTW (Date/Time): 140.74 (1/13/26 953) Syst. Vol: **1842** (ml)

Initial Setup: Controller ID: **76** Pressure: **78** (psi) Flow: **315** (ml/min)

	Time	Depth to Water	Flow (ml/min)	
Begin Purging:	1231	140.62	400	
Adjust Purging:	1233	140.93	260	(7 min)
Begin Scan:	1240	140.96	280	
Complete Scan:	1250	140.98	280	
Collect Samples:	1254	QCFB: 1256		
Complete Samples:	1309	141.02	260	

Field Readings:

Elapsed Time	Temp (deg - C)	S. Cond. (mS/cm)	DO (mg/L)	pH (st. units)	ORP	Turb (NTU)	Notes
0:00	23.79	1.38	10.23	7.96	-88	0.0	
2:00	23.71	1.35	9.68	7.98	-89	0.0	
4:00	23.54	1.32	9.13	8.00	-94	0.0	
6:00	23.62	1.31	8.57	8.01	-94	0.0	
8:00	23.64	1.31	8.25	8.02	-95	0.0	
10:00	23.67	1.30	8.13	8.02	-95	0.0	

Wellhead Inspection:

☑ Good ☐ Needs attention: _____

FIELD DATA SHEET
LOW-FLOW PURGE

Project No. CCL-01 Field Tech: P. Chang **Well ID:** DW-31

Site Name & Location: Chiquita Canyon Landfill, Valencia, CA Date: 1/20/26

Initial DTW (Date/Time): 55.66 (1/13/26 958) Syst. Vol: **1068** (ml)

Initial Setup: Controller ID: **74** Pressure: **38** (psi) Flow: **420** (ml/min)

	Time	Depth to Water	Flow (ml/min)	
Begin Purging:	859	55.50	450	
Adjust Purging:	900	55.58	300	(4 min)
Begin Scan:	904	55.58	300	
Complete Scan:	912	55.57	260	
Collect Samples:	915			
Complete Samples:	931	55.57	250	

Field Readings:

Elapsed Time	Temp (deg - C)	S. Cond. (mS/cm)	DO (mg/L)	pH (st. units)	ORP	Turb (NTU)	Notes
0:00	17.97	1.63	12.68	7.24	158	8.2	
2:00	18.13	1.62	11.61	7.20	162	7.8	
4:00	18.42	1.61	10.99	7.18	167	8.7	
6:00	18.50	1.60	10.66	7.16	168	5.8	
8:00	18.52	1.60	10.45	7.17	172	5.7	

Wellhead Inspection:

☑ Good ☐ Needs attention: _____

FIELD DATA SHEET
LOW-FLOW PURGE

Project No. CCL-01 Field Tech: P. Chang **Well ID:** FP-01

Site Name & Location: Chiquita Canyon Landfill, Valencia, CA Date: 1/15/26

Initial DTW (Date/Time): 34.05 (1/15/26 1008) Syst. Vol: **918** (ml)

Initial Setup: Controller ID: ~~82~~ 78 Pressure: **32** (psi) Flow: 750 (ml/min)

	Time	Depth to Water	Flow (ml/min)	
Begin Purging:	1023	34.05	900	
Adjust Purging:	1025	34.08	350	(3 min)
Begin Scan:	1030	34.06	350	
Complete Scan:	1038	34.06	300	
Collect Samples:	1042	QCFB: 1044		
Complete Samples:	1110	34.06	260	

Field Readings:

Elapsed Time	Temp (deg - C)	S. Cond. (mS/cm)	DO (mg/L)	pH (st. units)	ORP	Turb (NTU)	Notes
0:00	20.43	1.61	2.36	7.22	108	3.1	
2:00	20.36	1.60	0.82	7.22	117	4.7	
4:00	20.26	1.59	0.28	7.22	122	5.9	
6:00	20.27	1.58	0.22	7.20	132	7.1	
8:00	20.28	1.58	0.21	7.18	134	8.3	

Wellhead Inspection:

☑ Good ☐ Needs attention: _____

FIELD DATA SHEET
LOW-FLOW PURGE

Project No. CCL-01 Field Tech: P. Chang **Well ID:** DW-29

Site Name & Location: Chiquita Canyon Landfill, Valencia, CA Date: 2/18/26

Initial DTW (Date/Time): 48.71 (2/18/26 1023) Syst. Vol: **1165** (ml)

Initial Setup: Controller ID: **74** Pressure: **40** (psi) Flow: **350** (ml/min)

	Time	Depth to Water	Flow (ml/min)
Begin Purging:	1027	48.71	120
Adjust Purging:	1030	48.73	300 (4 min)
Begin Scan:	1034	48.73	300
Complete Scan:	1046	48.73	300
Collect Samples:	1049	QCFB: 1051	
Complete Samples:	1104	48.72	270

Field Readings:

Elapsed Time	Temp (deg - C)	S. Cond. (mS/cm)	DO (mg/L)	pH (st. units)	ORP	Turb (NTU)	Notes
0:00	20.04	1.56	2.61	7.54	195	4.6	
2:00	19.50	1.57	1.34	7.55	194	4.5	
4:00	19.47	1.57	0.96	7.56	194	4.5	
6:00	1945	1.57	0.65	7.59	191	5.1	
8:00	1939	1.57	0.46	7.57	191	4.2	
10:00	1942	1.57	0.34	7.60	189	4.8	
12:00	1943	1.57	0.31	7.58	187	4.4	

Wellhead Inspection:

☑ Good ☐ Needs attention: _____

FIELD DATA SHEET
LOW-FLOW PURGE

Project No. CCL-01 Field Tech: P. Chang **Well ID:** DW-31

Site Name & Location: Chiquita Canyon Landfill, Valencia, CA Date: 2/18/26

Initial DTW (Date/Time): 55.61 (2/18/26 1123) Syst. Vol: **1068** (ml)

Initial Setup: Controller ID: **74** Pressure: **38** (psi) Flow: **420** (ml/min)

	Time	Depth to Water	Flow (ml/min)
Begin Purging:	1130	55.61	500
Adjust Purging:	1132	55.62	350 (3 min)
Begin Scan:	1135	55.62	320
Complete Scan:	1141	55.62	340
Collect Samples:	1145		
Complete Samples:	1158	55.62	300

Field Readings:

Elapsed Time	Temp (deg - C)	S. Cond. (mS/cm)	DO (mg/L)	pH (st. units)	ORP	Turb (NTU)	Notes
0:00	21.08	1.58	4.24	7.19	209	3.6	
2:00	20.31	1.56	3.48	7.13	209	3.1	
4:00	19.99	1.58	3.56	7.11	212	3.2	
6:00	19.43	1.59	3.43	7.09	217	3.2	

Wellhead Inspection:

☐ Good ☐ Needs attention: _____

FIELD DATA SHEET
LOW-FLOW PURGE

Project No. CCL-01 Field Tech: P. Chang **Well ID:** FP-01

Site Name & Location: Chiquita Canyon Landfill, Valencia, CA Date: 2/18/26

Initial DTW (Date/Time): 35.69 (2/18/26 907) Syst. Vol: 918 (ml)

Initial Setup: Controller ID: 8276 Pressure: 32 (psi) Flow: 750 (ml/min)

	Time	Depth to Water	Flow (ml/min)	
Begin Purging:	915	35.69	600	
Adjust Purging:	918	35.69	350	(3 min)
Begin Scan:	922	35.69	300	
Complete Scan:	936	35.67	300	
Collect Samples:	939			
Complete Samples:	1004	35.66	280	

Field Readings:

Elapsed Time	Temp (deg - C)	S. Cond. (mS/cm)	DO (mg/L)	pH (st. units)	ORP	Turb (NTU)	Notes
0:00	18.14	1.56	8.28	7.20	53	12.3	
2:00	18.71	1.55	5.74	7.23	63	13.1	
4:00	18.80	1.55	4.20	7.24	69	11.7	
6:00	18.89	1.55	2.45	7.17	78	8.2	
8:00	18.93	1.55	1.38	7.24	76	5.0	
10:00	19.05	1.54	0.56	7.28	79	3.3	
12:00	19.03	1.54	0.41	7.26	83	1.9	
14:00	19.08	1.54	0.44	7.29	82	1.0	

Wellhead Inspection:

☑ Good ☐ Needs attention: _____

FIELD DATA SHEET
LOW-FLOW PURGE

Project No. CCL-01 Field Tech: P. Chang **Well ID:** DW-29

Site Name & Location: Chiquita Canyon Landfill, Valencia, CA Date: 3/19/26

Initial DTW (Date/Time): 47.75 (3/19/26 1118) Syst. Vol: 1165 (ml)

Initial Setup: Controller ID: 74 Pressure: 40 (psi) Flow: 350 (ml/min)

	Time	Depth to Water	Flow (ml/min)	
Begin Purging:	1120	47.75	150	
Adjust Purging:	1122	47.77	270	(5 min)
Begin Scan:	1127	47.78	240	
Complete Scan:	1131	47.78	300	
Collect Samples:	1135			
Complete Samples:	1149	47.78	270	

Field Readings:

Elapsed Time	Temp (deg - C)	S. Cond. (mS/cm)	DO (mg/L)	pH (st. units)	ORP	Turb (NTU)	Notes
0:00	21.96	1.58	5.63	7.72	200	8.7	
2:00	21.40	1.60	5.34	7.75	198	9.5	
4:00	21.11	1.61	5.33	7.75	197	9.2	

Wellhead Inspection:

☑ Good ☐ Needs attention: _____

FIELD DATA SHEET
LOW-FLOW PURGE

Project No. CCL-01 Field Tech: P. Chang **Well ID:** DW-31

Site Name & Location: Chiquita Canyon Landfill, Valencia, CA Date: 3/19/26

Initial DTW (Date/Time): 55.18 (3/19/26 1031) Syst. Vol: 1068 (ml)

Initial Setup: Controller ID: 74 Pressure: 38 (psi) Flow: 420 (ml/min)

	Time	Depth to Water	Flow (ml/min)
Begin Purging:	1035	55.18	300 (4 min)
Adjust Purging:	—	—	—
Begin Scan:	1040	55.22	300
Complete Scan:	1050	55.24	320
Collect Samples:	1053	QCFB: 1056	
Complete Samples:	1105	55.22	300

Field Readings:

Elapsed Time	Temp (deg - C)	S. Cond. (mS/cm)	DO (mg/L)	pH (st. units)	ORP	Turb (NTU)	Notes
0:00	21.43	1.58	5.34	7.09	212	5.2	
2:00	20.79	1.58	4.24	7.06	213	7.6	
4:00	20.43	1.58	3.67	7.05	213	8.2	
6:00	20.38	1.58	3.44	7.07	212	8.2	
8:00	20.33	1.58	3.21	7.07	212	7.8	
10:00	20.34	1.58	3.24	7.08	211	7.3	

Wellhead Inspection:

☑ Good ☐ Needs attention: _____

FIELD DATA SHEET
LOW-FLOW PURGE

Project No. CCL-01 Field Tech: P. Chang **Well ID:** FP-01

Site Name & Location: Chiquita Canyon Landfill, Valencia, CA Date: 3/19/26

Initial DTW (Date/Time): 36.68 (3/19/26 912) Syst. Vol: 918 (ml)

Initial Setup: Controller ID: 8274 Pressure: 32 (psi) Flow: 750 (ml/min)

	Time	Depth to Water	Flow (ml/min)	
Begin Purging:	935	36.68	550	
Adjust Purging:	936	36.67	300	(3 min)
Begin Scan:	940	36.67	300	
Complete Scan:	950	36.66	320	
Collect Samples:	953	-	-	
Complete Samples:	1015	36.66	300	

Field Readings:

Elapsed Time	Temp (deg - C)	S. Cond. (mS/cm)	DO (mg/L)	pH (st. units)	ORP	Turb (NTU)	Notes
0:00	20.70	1.56	5.39	7.29	28	4.2	
2:00	20.64	1.56	9.33	7.20	57	4.3	
4:00	20.70	1.56	8.63	7.23	63	5.5	
6:00	20.76	1.56	7.69	7.26	66	4.3	
8:00	20.69	1.56	7.17	7.28	68	4.4	
10:00	20.74	1.56	7.21	7.29	70	4.5	

Wellhead Inspection:

☑ Good ☐ Needs attention: _____

•CHANG ENVIRONMENTAL•

WELL GAUGING FORM
Chiquita Canyon Landfill

Project No. CCL-01 Field Personnel: P. Chang Date: 4/21/26

Well Id	Date	Time of Reading	Depth to Water (ft)	Total Depth (ft)	Comments	Well Id	Date	Time of Reading	Depth to Water (ft)	Total Depth (ft)	Comments
DW-1	4/21/26	8:45	49.59			DW-30	4/21/26	10:32	140.74		
DW-3	4/21/26	11:32	79.63			DW-31	4/21/26	8:34	55.39		
DW-7	4/21/26	9:02	33.31			FP-01	4/21/26	9:12	37.15		
DW-8	4/21/26	7:58	181.05			PZ-3	4/21/26	11:45	68.64		
DW-9	4/21/26	8:17	232.68			PZ-4	4/21/26	11:37	73.30		
DW-12	4/21/26	8:57	104.37			PZ-5	4/21/26	13:12	76.54		
DW-14	4/21/26	11:28	219.20			PZ-6	4/21/26	12:35	85.20		
DW-15	4/21/26	10:36	140.79			PZ-7	4/21/26	12:28	126.65		
DW-16	4/21/26	10:42	183.13			GP-15 115'	4/21/26	8:05	DRY	114.3	
DW-17	4/21/26	11:04	141.25			GP-16 255'	4/21/26	8:12	253.89		
DW-18	4/21/26	8:37	58.56			GP-17 235'	4/21/26	8:23	215.99		
DW-21	4/21/26	8:42	60.15			GP-21 232'	4/21/26	10:50	233.62		
DW-23	4/21/26	12:51	346.44			GP-22 305'	4/21/26	11:19	280.39		
DW-24	4/21/26	12:40	235.27			GP-24 70'	4/21/26	13:03	27.93		
DW-26	4/21/26	12:19	95.84			GP-25 80'	4/21/26	13:08	78.27		
DW-28	4/21/26	7:46	332.96			GP-26 255'	4/21/26	7:27	217.07		
DW-29	4/21/26	8:28	47.75								

FIELD DATA SHEET
LOW-FLOW PURGE

Project No. CCL-01 Field Tech: P. Chang **Well ID:** DW-1

Site Name & Location: Chiquita Canyon Landfill, Valencia, CA Date: 4/28/26

Initial DTW (Date/Time): 49.59 (4/21/26 845) Syst. Vol: **1217** (ml)

Initial Setup: Controller ID: **74** Pressure: **50** (psi) Flow: **920** (ml/min)

	Time	Depth to Water	Flow (ml/min)
Begin Purging:	729	49.78	550
Adjust Purging:	731	50.01	340 (4 mL)
Begin Scan:	735	50.07	320
Complete Scan:	743	50.18	340
Collect Samples:	746		
Complete Samples:	802	50.11	280

Field Readings:

Elapsed Time	Temp (deg - C)	S. Cond. (mS/cm)	DO (mg/L)	pH (st. units)	ORP	Turb (NTU)	Notes
0:00	21.30	1.54	1.72	7.59	201	48.7	
2:00	21.67	0.64	1.53	7.58	204	53.3	
4:00	21.92	0.21	1.53	7.60	204	55.2	
6:00	22.20	0.10	1.53	7.62	203	53.0	
8:00	22.33	0.10	1.52	7.61	202	49.9	

Wellhead Inspection:

☐ Good ☐ Needs attention: _____

FIELD DATA SHEET
LOW-FLOW PURGE

Project No. CCL-01 Field Tech: P. Chang **Well ID:** DW-3

Site Name & Location: Chiquita Canyon Landfill, Valencia, CA Date: 4/28/26

Initial DTW (Date/Time): 79.63 (4/21/26 1132) Syst. Vol: **1549** (ml)

Initial Setup: Controller ID: **72** Pressure: **75** (psi) Flow: **700** (ml/min)

	Time	Depth to Water	Flow (ml/min)
Begin Purging:	935	79.74	600
Adjust Purging:	937	79.96	350 (5 min)
Begin Scan:	942	79.94	300
Complete Scan:	950	79.96	320
Collect Samples:	953		
Complete Samples:	1009	79.93	240

Field Readings:

Elapsed Time	Temp (deg - C)	S. Cond. (mS/cm)	DO (mg/L)	pH (st. units)	ORP	Turb (NTU)	Notes
0:00	21.45	0.940	1.70	7.39	242	5.6	
2:00	21.24	0.910	1.64	7.36	243	5.8	
4:00	21.28	0.905	1.46	7.36	243	5.7	
6:00	21.29	0.898	1.38	7.37	242	5.4	
8:00	21.28	0.897	1.41	7.38	242	5.7	

Wellhead Inspection:

☑ Good ☐ Needs attention: _____

FIELD DATA SHEET
LOW-FLOW PURGE

Project No. CCL-01 Field Tech: P. Chang **Well ID:** DW-7

Site Name & Location: Chiquita Canyon Landfill, Valencia, CA Date: 4/22/26

Initial DTW (Date/Time): 33.31 (4/21/26 902) Syst. Vol: 866 (ml)

Initial Setup: Controller ID: 72 Pressure: 35 (psi) Flow: 450 (ml/min)

	Time	Depth to Water	Flow (ml/min)	
Begin Purging:	949	33.37	480	
Adjust Purging:	951	33.55	300	(3 min)
Begin Scan:	954	33.53	240	
Complete Scan:	1004	33.56	300	
Collect Samples:	1007			
Complete Samples:	1021	33.56	300	

Field Readings:

Elapsed Time	Temp (deg - C)	S. Cond. (mS/cm)	DO (mg/L)	pH (st. units)	ORP	Turb (NTU)	Notes
0:00	21.85	1.63	4.87	7.84	231	2.7	
2:00	21.75	1.71	2.30	7.97	227	2.6	
4:00	21.71	1.75	1.71	8.04	224	2.5	
6:00	21.78	1.76	1.07	8.06	221	2.3	
8:00	21.80	1.77	1.01	8.08	218	2.4	
10:00	21.81	1.78	0.97	8.08	216	2.1	

Wellhead Inspection:

☑ Good ☐ Needs attention: _____

FIELD DATA SHEET
LOW-FLOW PURGE

Project No. CCL-01 Field Tech: P. Chang **Well ID:** DW-8

Site Name & Location: Chiquita Canyon Landfill, Valencia, CA Date: 4/23/26

Initial DTW (Date/Time): 181.05 (4/2/26 755) Syst. Vol: **3036** (ml)

Initial Setup: Controller ID: **82** Pressure: **145** (psi) Flow: **225** (ml/min)

	Time	Depth to Water	Flow (ml/min)
Begin Purging:	729	181.10	240
Adjust Purging:	730	181.23	160 (1 min)
Begin Scan:	749	181.82	160
Complete Scan:	757	182.09	160
Collect Samples:	800	QCFD: 802	
Complete Samples:	826	182.81	140

Field Readings:

Elapsed Time	Temp (deg - C)	S. Cond. (mS/cm)	DO (mg/L)	pH (st. units)	ORP	Turb (NTU)	Notes
0400	20.16	4.91	2.26	6.84	134	6.6	
2:00	20.19	4.93	1.77	6.82	94	3.8	
4:00	20.29	4.92	1.42	6.81	71	2.3	
6:00	20.31	4.93	1.32	6.81	59	2.6	
8:00	20.40	4.92	1.34	6.81	44	2.6	

Wellhead Inspection:

☑ Good ☐ Needs attention: _____

FIELD DATA SHEET
LOW-FLOW PURGE

Project No. CCL-01 Field Tech: P. Chang **Well ID:** DW-9

Site Name & Location: Chiquita Canyon Landfill, Valencia, CA Date: 4/20/26

Initial DTW (Date/Time): 232.49 (4/20/26 1121) Syst. Vol: **2860** (ml)

Initial Setup: Controller ID: **81** Pressure: **140**(psi)(psi) Flow: **180** (ml/min)

	Time	Depth to Water	Flow (ml/min)
Begin Purging:	1132	232.49	300
Adjust Purging:	1134	232.56	180 (16 mL)
Begin Scan:	1150	232.93	175
Complete Scan:	1156	232.94	180
Collect Samples:	1159		
Complete Samples:	1224	232.94	170

Field Readings:

Elapsed Time	Temp (deg - C)	S. Cond. (mS/cm)	DO (mg/L)	pH (st. units)	ORP	Turb (NTU)	Notes
0:00	26.11	1.83	1.89	8.03	162	3.2	
2:00	25.99	1.83	1.64	8.04	160	3.1	
4:00	25.92	1.84	1.72	8.04	160	2.9	
6:00	25.89	1.84	1.64	8.05	159	3.1	

Wellhead Inspection:

☑ Good ☐ Needs attention: _____

FIELD DATA SHEET
LOW-FLOW PURGE

Project No. CCL-01 Field Tech: P. Chang **Well ID:** DW-12

Site Name & Location: Chiquita Canyon Landfill, Valencia, CA Date: 4/22/26

Initial DTW (Date/Time): 104.37 (4/21/26 AM) Syst. Vol: **1543** (ml)

Initial Setup: Controller ID: **76** Pressure: **65** (psi) Flow: **210** (ml/min)

	Time	Depth to Water	Flow (ml/min)	
Begin Purging:	841	104.46	300	
Adjust Purging:	843	104.58	200	(8 min)
Begin Scan:	851	104.71	200	
Complete Scan:	857	104.80	200	
Collect Samples:	900	QCFB: 902		
Complete Samples:	919	104.92	200	

Field Readings:

Elapsed Time	Temp (deg - C)	S. Cond. (mS/cm)	DO (mg/L)	pH (st. units)	ORP	Turb (NTU)	Notes
0:00	21.40	1.54	4.01	7.58	223	3.0	
2:00	21.51	1.55	3.58	7.74	219	2.2	
4:00	21.56	1.55	3.62	7.76	217	2.3	
6:00	21.63	1.56	3.59	7.80	216	2.2	

Wellhead Inspection:

☑ Good ☐ Needs attention: _____

FIELD DATA SHEET
LOW-FLOW PURGE

Project No. CCL-01 Field Tech: P. Chang **Well ID:** DW-14

Site Name & Location: Chiquita Canyon Landfill, Valencia, CA Date: 4/23/26

Initial DTW (Date/Time): 219.20 (4/21/26 1128) Syst. Vol: **2816** (ml)

Initial Setup: Controller ID: **78** Pressure: **135** (psi) Flow: **150** (ml/min)

	Time	Depth to Water	Flow (ml/min)
Begin Purging:	1100	219.15	280
Adjust Purging:	1103	219.41	130 (22 min)
Begin Scan:	1125	220.18	130
Complete Scan:	1133	220.44	125
Collect Samples:	1137		
Complete Samples:	1206	220.97	125

Field Readings:

Elapsed Time	Temp (deg - C)	S. Cond. (mS/cm)	DO (mg/L)	pH (st. units)	ORP	Turb (NTU)	Notes
0:00	21.48	0.749	2.01	8.26	65	25.4	
2:00	21.44	0.743	1.66	8.45	52	21.6	
4:00	21.58	0.740	1.31	8.55	44	20.0	
6:00	21.57	0.740	1.24	8.61	39	17.1	
8:00	21.46	0.739	1.19	8.62	38	16.5	

Wellhead Inspection:

☑ Good ☐ Needs attention: _____

FIELD DATA SHEET
LOW-FLOW PURGE

Project No. CCL-01 Field Tech: P. Chang **Well ID:** DW-15

Site Name & Location: Chiquita Canyon Landfill, Valencia, CA Date: 4/23/26

Initial DTW (Date/Time): 140.79 (4/21/26 1036) Syst. Vol: **1781** (ml)

Initial Setup: Controller ID: **74** Pressure: **90** (psi) Flow: **600** (ml/min)

	Time	Depth to Water	Flow (ml/min)
Begin Purging:	956	140.72	300 (6 min)
Adjust Purging:	—	—	—
Begin Scan:	1002	140.81	300
Complete Scan:	1014	140.86	240
Collect Samples:	1017		
Complete Samples:	1032	140.85	270

Field Readings:

Elapsed Time	Temp (deg - C)	S. Cond. (mS/cm)	DO (mg/L)	pH (st. units)	ORP	Turb (NTU)	Notes
0:00	24.76	2.70	0.24	6.53	79	4.8	
2:00	24.86	2.85	0.20	6.54	61	3.5	
4:00	24.89	2.92	0.20	6.63	20	3.6	
6:00	24.86	2.95	0.20	6.75	-14	2.5	
8:00	24.82	2.95	0.20	6.82	-37	2.4	
10:00	24.87	2.96	0.20	6.87	-60	3.4	
12:00	24.85	2.97	0.20	6.88	-68	2.7	

Wellhead Inspection:

☑ Good ☐ Needs attention: _____

FIELD DATA SHEET
LOW-FLOW PURGE

Project No. CCL-01 Field Tech: P. Chang **Well ID:** DW-16

Site Name & Location: Chiquita Canyon Landfill, Valencia, CA Date: 4/28/26

Initial DTW (Date/Time): 183.13 (4/21/26 1128) Syst. Vol: **2363** (ml)

Initial Setup: Controller ID: **78** Pressure: **120** (psi) Flow: **520** (ml/min)

	Time	Depth to Water	Flow (ml/min)
Begin Purging:	829	183.20	500
Adjust Purging:	831	183.29	300 (8 min)
Begin Scan:	839	183.24	300
Complete Scan:	849	183.25	300
Collect Samples:	852		
Complete Samples:	907	183.25	280

Field Readings:

Elapsed Time	Temp (deg - C)	S. Cond. (mS/cm)	DO (mg/L)	pH (st. units)	ORP	Turb (NTU)	Notes
0:00	23.12	1.32	1.59	7.84	204	26.8	
2:00	23.34	1.27	1.23	8.03	200	24.1	
4:00	23.30	1.26	0.90	8.12	197	19.6	
6:00	23.24	1.25	0.64	8.17	196	14.7	
8:00	23.34	1.24	0.53	8.18	194	11.0	
10:00	23.39	1.24	0.50	8.20	193	9.7	

Wellhead Inspection:

☑ Good ☐ Needs attention: _____

FIELD DATA SHEET
LOW-FLOW PURGE

Project No. CCL-01 Field Tech: P. Chang **Well ID:** DW-17

Site Name & Location: Chiquita Canyon Landfill, Valencia, CA Date: 4/20/26

Initial DTW (Date/Time): 141.17 (4/20/26 947) Syst. Vol: **2227** (ml)

Initial Setup: Controller ID: **74** Pressure: **110** (psi) Flow: **130** (ml/min)

	Time	Depth to Water	Flow (ml/min)	
Begin Purging:	950	141.17	250	
Adjust Purging:	953	141.44	130	(17 mw)
Begin Scan:	1010	141.70	120	
Complete Scan:	1018	141.68	120	
Collect Samples:	1021			
Complete Samples:	1057	141.76	100	

Field Readings:

Elapsed Time	Temp (deg - C)	S. Cond. (mS/cm)	DO (mg/L)	pH (st. units)	ORP	Turb (NTU)	Notes
0:00	22.24	1.19	2.44	8.55	30	2.7	
2:00	22.33	1.19	2.23	8.59	34	2.7	
4:00	22.23	1.19	1.94	8.61	36	3.0	
6:00	22.21	1.18	1.89	8.63	38	2.8	
8:00	2225	1.18	1.96	8.64	40	2.8	

Wellhead Inspection:

☑ Good ☐ Needs attention: _____

FIELD DATA SHEET
LOW-FLOW PURGE

Project No. CCL-01 Field Tech: P. Chang **Well ID:** DW-18

Site Name & Location: Chiquita Canyon Landfill, Valencia, CA Date: 4/22/26

Initial DTW (Date/Time): 58.56 (4/21/26 837) Syst. Vol: **1059** (ml)

Initial Setup: Controller ID: **72** Pressure: **40** (psi) Flow: **320** (ml/min)

	Time	Depth to Water	Flow (ml/min)
Begin Purging:	1159	58.60	270 (4 min)
Adjust Purging:	—	—	—
Begin Scan:	1203	58.74	250
Complete Scan:	1215	58.91	270
Collect Samples:	1219		
Complete Samples:	1234	58.95	250

Field Readings:

Elapsed Time	Temp (deg - C)	S. Cond. (mS/cm)	DO (mg/L)	pH (st. units)	ORP	Turb (NTU)	Notes
0:00	21.53	1.13	3.85	7.23	239	2.9	
2:00	21.23	1.40	3.13	7.25	241	2.4	
4:00	21.17	1.48	2.48	7.26	242	2.8	
6:00	21.11	1.51	2.02	7.29	242	2.7	
8:00	21.01	1.54	1.66	7.27	241	2.6	
10:00	21.05	1.54	1.58	7.26	240	2.9	
12:00	21.04	1.54	1.52	7.26	239	2.6	

Wellhead Inspection:

☑ Good ☐ Needs attention: _____

FIELD DATA SHEET
LOW-FLOW PURGE

Project No. CCL-01 Field Tech: P. Chang **Well ID:** DW-21

Site Name & Location: Chiquita Canyon Landfill, Valencia, CA Date: 4/22/26

Initial DTW (Date/Time): 60.15 (4/21/26 824) Syst. Vol: **1355** (ml)

Initial Setup: Controller ID: **70** Pressure: **65** (psi) Flow: **120** (ml/min)

	Time	Depth to Water	Flow (ml/min)	
Begin Purging:	1053	60.20	310	
Adjust Purging:	1055	60.39	105	(13 min)
Begin Scan:	1108	60.87	105	
Complete Scan:	passive sampling			
Collect Samples:	1111			
Complete Samples:	1148	62.13	100	

Field Readings:

Elapsed Time	Temp (deg - C)	S. Cond. (mS/cm)	DO (mg/L)	pH (st. units)	ORP	Turb (NTU)	Notes
0:00	20.82	0.805	2.39	7.50	213	4.7	

Wellhead Inspection:

☑ Good ☐ Needs attention: _____

FIELD DATA SHEET
LOW-FLOW PURGE

Project No. CCL-01 Field Tech: P. Chang **Well ID: DW-28**

Site Name & Location: Chiquita Canyon Landfill, Valencia, CA Date: 4/20/26

Initial DTW (Date/Time): ~~335.12~~ 332.91 (4/20/26 812) Syst. Vol: **3909** (ml)

Initial Setup: Controller ID: **52** Pressure: **175** (psi) Flow: **150** (ml/min)

	Time	Depth to Water	Flow (ml/min)
Begin Purging:	820	~~335.12~~ 332.91	100
Adjust Purging:	824	333.02	150 (26 min)
Begin Scan:	850	333.18	150
Complete Scan:	854	333.25	130
Collect Samples:	857	QCFB: 900	
Complete Samples:	929	333.34	120

Field Readings:

Elapsed Time	Temp (deg - C)	S. Cond. (mS/cm)	DO (mg/L)	pH (st. units)	ORP	Turb (NTU)	Notes
0:00	20.71	1.77	0.23	8.13	-214	2.9	
2:00	20.84	1.77	0.20	8.16	-216	2.7	
4:00	20.82	1.77	0.20	8.20	-216	2.8	

Wellhead Inspection:

☑ Good ☐ Needs attention: _____

FIELD DATA SHEET
LOW-FLOW PURGE

Project No. CCL-01 Field Tech: P. Chang **Well ID:** DW-29

Site Name & Location: Chiquita Canyon Landfill, Valencia, CA Date: 4/20/26

Initial DTW (Date/Time): 47.70 (4/20/26 1243) Syst. Vol: **1165** (ml)

Initial Setup: Controller ID: **74** Pressure: **40** (psi) Flow: **350** (ml/min)

	Time	Depth to Water	Flow (ml/min)
Begin Purging:	1254	47.70	375
Adjust Purging:	1256	47.73	250 (5 min)
Begin Scan:	1301	47.71	250
Complete Scan:	1309	47.72	260
Collect Samples:	1312		
Complete Samples:	1328	47.71	250

Field Readings:

Elapsed Time	Temp (deg - C)	S. Cond. (mS/cm)	DO (mg/L)	pH (st. units)	ORP	Turb (NTU)	Notes
0:00	22.21	1.55	1.58	7.23	201	8.0	
2:00	21.32	1.52	0.88	7.17	201	8.6	
4:00	21.45	1.51	0.51	7.14	200	9.2	
6:00	21.40	1.51	0.62	7.14	196	8.0	
8:00	21.21	1.52	0.54	7.13	194	8.5	

Wellhead Inspection:

☑ Good ☐ Needs attention: _____

FIELD DATA SHEET
LOW-FLOW PURGE

Project No. CCL-01 Field Tech: P. Chang **Well ID:** DW-30

Site Name & Location: Chiquita Canyon Landfill, Valencia, CA Date: 4/23/26

Initial DTW (Date/Time): 140.74 (4/21/26 1032) Syst. Vol: **1842** (ml)

Initial Setup: Controller ID: **76** Pressure: **78** (psi) Flow: **315** (ml/min)

	Time	Depth to Water	Flow (ml/min)	
Begin Purging:	902	140.70	450	
Adjust Purging:	905	140.98	300	(6 min)
Begin Scan:	911	141.04	300	
Complete Scan:	919	141.09	280	
Collect Samples:	922			
Complete Samples:	938	141.10	280	

Field Readings:

Elapsed Time	Temp (deg - C)	S. Cond. (mS/cm)	DO (mg/L)	pH (st. units)	ORP	Turb (NTU)	Notes
0:00	22.24	1.46	0.25	7.29	-31	28.1	
2:00	22.31	1.34	0.20	7.37	-52	24.4	
4:00	22.40	1.28	0.20	7.44	-70	24.9	
6:00	22.42	1.26	0.20	7.46	-77	18.0	
8:00	22.45	1.24	0.20	7.47	-80	12.2	

Wellhead Inspection:

☑ Good ☐ Needs attention: _____

FIELD DATA SHEET
LOW-FLOW PURGE

Project No. CCL-01 Field Tech: P. Chang **Well ID:** DW-31

Site Name & Location: Chiquita Canyon Landfill, Valencia, CA Date: 4/22/26

Initial DTW (Date/Time): 55.39 (4/21/26 834) Syst. Vol: 1068 (ml)

Initial Setup: Controller ID: 74 Pressure: 38 (psi) Flow: 420 (ml/min)

	Time	Depth to Water	Flow (ml/min)
Begin Purging:	741	55.44	120
Adjust Purging:	743	55.45	270 (4 min)
Begin Scan:	747	55.49	240
Complete Scan:	759	55.49	270
Collect Samples:	802		
Complete Samples:	815	55.48	270

Field Readings:

Elapsed Time	Temp (deg - C)	S. Cond. (mS/cm)	DO (mg/L)	pH (st. units)	ORP	Turb (NTU)	Notes
0:00	17.40	1.52	3.52	6.76	207	17.2	
2:00	17.98	1.51	2.06	6.67	217	21.7	
4:00	18.12	1.50	1.71	6.68	220	21.9	
6:00	18.19	1.49	1.46	6.69	223	18.7	
8:00	18.33	1.48	1.25	6.69	225	14.8	
10:00	18.42	1.48	1.18	6.69	226	9.5	
12:00	18.40	1.48	1.13	6.70	228	6.8	

Wellhead Inspection:

☑ Good ☐ Needs attention: _____

FIELD DATA SHEET
LOW-FLOW PURGE

Project No. CCL-01 Field Tech: P. Chang **Well ID:** PZ-4

Site Name & Location: Chiquita Canyon Landfill, Valencia, CA Date: 4/28/26

Initial DTW (Date/Time): 73.30 (4/21/26 1137) Syst. Vol: **1508** (ml)

Initial Setup: Controller ID: **103** Pressure: **70** (psi) Flow: **440** (ml/min)

	Time	Depth to Water	Flow (ml/min)
Begin Purging:	1040	73.21	520
Adjust Purging:	1042	74.09	260 (6 min)
Begin Scan:	1048	74.18	260
Complete Scan:	1054	74.30	260
Collect Samples:	1058	QCFB: 1100	
Complete Samples:	1113	74.37	250

Field Readings:

Elapsed Time	Temp (deg - C)	S. Cond. (mS/cm)	DO (mg/L)	pH (st. units)	ORP	Turb (NTU)	Notes
0:00	21.42	1.09	0.77	7.31	257	6.3	
2:00	21.13	1.12	0.22	7.30	254	7.0	
4:00	21.08	1.12	0.14	7.29	251	6.4	
6:00	21.12	1.12	0.10	7.30	248	6.0	

Wellhead Inspection:

☑ Good ☐ Needs attention: _____

FIELD DATA SHEET
LOW-FLOW PURGE

Project No. CCL-01 Field Tech: P. Chang **Well ID:** FP-01

Site Name & Location: Chiquita Canyon Landfill, Valencia, CA Date: 4/21/26

Initial DTW (Date/Time): 37.15 (4/21/26 912) Syst. Vol: **918** (ml)

Initial Setup: Controller ID: 82 Pressure: **32** (psi) Flow: 750 (ml/min)

	Time	Depth to Water	Flow (ml/min)	
Begin Purging:	924	37.15	600	
Adjust Purging:	926	37.18	350	(3 min)
Begin Scan:	930	37.25	340	
Complete Scan:	936	37.19	350	
Collect Samples:	939	QCFB: 941		
Complete Samples:	1001	37.18	360	

Field Readings:

Elapsed Time	Temp (deg - C)	S. Cond. (mS/cm)	DO (mg/L)	pH (st. units)	ORP	Turb (NTU)	Notes
0:00	19.24	1.54	1.26	6.84	205	11.9	
2:00	19.48	1.53	0.28	6.87	210	10.5	
4:00	1952	1.53	0.25	6.86	210	8.7	
6:00	1954	1.53	0.22	6.88	211	8.8	

Wellhead Inspection:

☑ Good ☐ Needs attention: _____

FIELD DATA SHEET
LOW-FLOW PURGE

Project No. CCL-01 Field Tech: P. Chang **Well ID:** DW-29

Site Name & Location: Chiquita Canyon Landfill, Valencia, CA Date: 5/21/26

Initial DTW (Date/Time): 49.29 (5/21/26 1053) Syst. Vol: **1165** (ml)

Initial Setup: Controller ID: **74** Pressure: **40** (psi) Flow: **350** (ml/min)

	Time	Depth to Water	Flow (ml/min)
Begin Purging:	1056	49.29	75
Adjust Purging:	1059	49.32	225 (5 min)
Begin Scan:	1104	49.33	230
Complete Scan:	1110	49.34	225
Collect Samples:	1114		
Complete Samples:	1132	49.34	225

Field Readings:

Elapsed Time	Temp (deg - C)	S. Cond. (mS/cm)	DO (mg/L)	pH (st. units)	ORP	Turb (NTU)	Notes
0:00	25.48	1.49	0.50	7.22	318	0.0	
2:00	23.89	1.53	0.26	7.27	315	0.0	
4:00	22.82	1.55	0.23	7.30	314	0.0	
6:00	22.86	1.55	0.20	7.30	313	0.0	

Wellhead Inspection:

☑ Good ☐ Needs attention: _____

FIELD DATA SHEET
LOW-FLOW PURGE

Project No. CCL-01 Field Tech: P. Chang **Well ID:** DW-31

Site Name & Location: Chiquita Canyon Landfill, Valencia, CA Date: 5/21/26

Initial DTW (Date/Time): 56.38 (5/21/26 1008) Syst. Vol: **1068** (ml)

Initial Setup: Controller ID: **74** Pressure: **38** (psi) Flow: **420** (ml/min)

	Time	Depth to Water	Flow (ml/min)
Begin Purging:	1013	56.38	120
Adjust Purging:	1015	56.42	240 (5 min)
Begin Scan:	1020	56.42	240
Complete Scan:	1026	5644	250
Collect Samples:	1029	@CFB : 1032	
Complete Samples:	1044	56.45	250

Field Readings:

Elapsed Time	Temp (deg - C)	S. Cond. (mS/cm)	DO (mg/L)	pH (st. units)	ORP	Turb (NTU)	Notes
0:00	23.94	1.39	1.25	6.92	321	0.0	
2:00	22.11	1.41	0.85	6.88	324	0.0	
4:00	22.08	1.39	0.74	6.86	325	0.0	
6:00	21.71	1.39	0.68	6.84	327	0.6	

Wellhead Inspection:

☑ Good ☐ Needs attention: _____

FIELD DATA SHEET
LOW-FLOW PURGE

Project No. CCL-01 Field Tech: P. Chang **Well ID:** FP-01

Site Name & Location: Chiquita Canyon Landfill, Valencia, CA Date: 5/21/26

Initial DTW (Date/Time): 37.98 (5/21/26 906) Syst. Vol: 918 (ml)

Initial Setup: Controller ID: 82 Pressure: 32 (psi) Flow: 750 (ml/min)

	Time	Depth to Water	Flow (ml/min)	
Begin Purging:	914	37.98	600	
Adjust Purging:	916	38.01	350	(3min)
Begin Scan:	919	38.02	320	
Complete Scan:	929	38.02	340	
Collect Samples:	932			
Complete Samples:	954	38.02	340	

Field Readings:

Elapsed Time	Temp (deg - C)	S. Cond. (mS/cm)	DO (mg/L)	pH (st. units)	ORP	Turb (NTU)	Notes
0:00	20.82	1.63	2.96	6.91	261	6.3	
2:00	20.74	1.64	1.85	6.86	275	5.9	
4:00	20.65	1.62	0.97	6.85	283	7.2	
6:00	20.61	1.61	0.43	6.86	288	5.7	
8:00	20.68	1.60	0.35	6.84	293	5.6	
10:00	20.69	1.60	0.34	6.84	296	5.4	

Wellhead Inspection:

☑ Good ☐ Needs attention: _____

FIELD DATA SHEET
LOW-FLOW PURGE

Project No. CCL-01 Field Tech: P. Chang **Well ID:** DW-29

Site Name & Location: Chiquita Canyon Landfill, Valencia, CA Date: 6/18/26

Initial DTW (Date/Time): 50.97 (6/18/26 1102) Syst. Vol: **1165** (ml)

Initial Setup: Controller ID: **74** Pressure: **40** (psi) Flow: **350** (ml/min)

	Time	Depth to Water	Flow (ml/min)	
Begin Purging:	1109	50.97	120	
Adjust Purging:	1112	50.98	270	(5 min)
Begin Scan:	1117	50.99	270	
Complete Scan:	1129	50.98	255	
Collect Samples:	1134	QCFB : 1136		
Complete Samples:	1148	50.98	270	

Field Readings:

Elapsed Time	Temp (deg - C)	S. Cond. (mS/cm)	DO (mg/L)	pH (st. units)	ORP	Turb (NTU)	Notes
0:00	20.70	1.52	1.71	7.11	316	10.3	
2:00	20.54	1.54	1.03	7.13	315	10.7	
4:00	20.52	1.54	0.63	7.13	316	9.6	
6:00	20.54	1.54	0.44	7.13	317	9.3	
8:00	20.55	1.53	0.28	7.13	317	7.8	
10:00	20.55	1.53	0.23	7.13	318	8.5	
12:00	20.54	1.53	0.25	7.13	318	9.4	

Wellhead Inspection:

☑ Good ☐ Needs attention: _____

FIELD DATA SHEET
LOW-FLOW PURGE

Project No. CCL-01 Field Tech: P. Chang **Well ID:** DW-31

Site Name & Location: Chiquita Canyon Landfill, Valencia, CA Date: 6/18/26

Initial DTW (Date/Time): 57.70 (6/18/26 1009) Syst. Vol: **1068** (ml)

Initial Setup: Controller ID: **74** Pressure: **38** (psi) Flow: **420** (ml/min)

	Time	Depth to Water	Flow (ml/min)
Begin Purging:	1017	57.70	150
Adjust Purging:	1018	57.72	270 (14 min)
Begin Scan:	1022	57.73	270
Complete Scan:	1032	57.73	270
Collect Samples:	1035		
Complete Samples:	1048	57.75	270

Field Readings:

Elapsed Time	Temp (deg - C)	S. Cond. (mS/cm)	DO (mg/L)	pH (st. units)	ORP	Turb (NTU)	Notes
0:00	19.92	1.48	2.58	6.80	331	7.1	
2:00	19.54	1.44	1.51	6.75	333	6.6	
4:00	19.41	1.43	0.75	6.73	334	6.8	
6:00	19.34	1.42	0.25	6.74	334	6.8	
8:00	19.29	1.42	0.22	6.75	334	6.9	
10:00	19.27	1.42	0.25	6.75	334	6.7	

Wellhead Inspection:

☑ Good ☐ Needs attention: _____

FIELD DATA SHEET
LOW-FLOW PURGE

Project No. CCL-01 Field Tech: P. Chang **Well ID:** FP-01

Site Name & Location: Chiquita Canyon Landfill, Valencia, CA Date: 6/18/26

Initial DTW (Date/Time): 38.67 (6/18/26 910) Syst. Vol: **918** (ml)

Initial Setup: Controller ID: 82 Pressure: **32** (psi) Flow: 750 (ml/min)

	Time	Depth to Water	Flow (ml/min)
Begin Purging:	915	38.67	600
Adjust Purging:	917	38.72	320 (3 min)
Begin Scan:	920	38.70	350
Complete Scan:	932	38.70	350
Collect Samples:	935		
Complete Samples:	953	38.70	350

Field Readings:

Elapsed Time	Temp (deg - C)	S. Cond. (mS/cm)	DO (mg/L)	pH (st. units)	ORP	Turb (NTU)	Notes
0:00	23.12	1.48	~~3.71~~	6.64	259	7.2	
2:00	22.03	1.51	2.80	6.58	269	7.0	
4:00	21.71	1.53	1.79	6.58	278	6.8	
6:00	21.21	1.54	1.08	6.60	285	6.5	
8:00	21.12	1.54	0.57	6.61	289	6.3	
10:00	20.93	1.54	0.38	6.62	291	6.4	
12:00	20.96	1.55	0.44	6.63	294	6.2	

Wellhead Inspection:

☑ Good ☐ Needs attention: _____

APPENDIX B

GROUNDWATER ELEVATIONS

APPENDIX B
GROUNDWATER ELEVATIONS
Chiquita Canyon Landfill

All elevations are in feet, relative to mean sea level.

Sample Date	DW-1	DW-3	DW-7	DW-8	DW-9	DW-12	DW-14	DW-15	DW-16	DW-17	DW-18	DW-21	DW-23	DW-24	DW-26	DW-28	DW-29	DW-30	DW-31
1/28/1986	920.10	1007.90	--	--	--	--	--	--	--	--	--	--	--	--	--	--	--	--	--
4/2/1986	921.20	1008.70	--	--	--	--	--	--	--	--	--	--	--	--	--	--	--	--	--
6/16/1986	921.40	1008.80	--	--	--	--	--	--	--	--	--	--	--	--	--	--	--	--	--
9/10/1986	921.70	1008.50	--	--	--	--	--	--	--	--	--	--	--	--	--	--	--	--	--
12/17/1986	922.10	1008.60	--	--	--	--	--	--	--	--	--	--	--	--	--	--	--	--	--
3/24/1987	919.60	1008.70	--	--	--	--	--	--	--	--	--	--	--	--	--	--	--	--	--
6/16/1987	919.30	1008.60	--	--	--	--	--	--	--	--	--	--	--	--	--	--	--	--	--
9/17/1987	919.70	1008.60	--	--	--	--	--	--	--	--	--	--	--	--	--	--	--	--	--
12/4/1987	918.40	1008.40	--	--	--	--	--	--	--	--	--	--	--	--	--	--	--	--	--
3/18/1988	918.11	1008.30	926.06	--	--	--	--	--	--	--	--	--	--	--	--	--	--	--	--
6/17/1988	917.83	1008.47	926.05	--	--	--	--	--	--	--	--	--	--	--	--	--	--	--	--
9/15/1988	917.28	1008.09	924.94	--	--	--	--	--	--	--	--	--	--	--	--	--	--	--	--
10/4/1988	917.35	1008.40	925.00	--	--	--	--	--	--	--	--	--	--	--	--	--	--	--	--
12/5/1988	--	--	--	--	--	--	--	--	--	--	--	--	--	--	--	--	--	--	--
12/6/1988	917.80	1008.11	925.54	--	--	--	--	--	--	--	--	--	--	--	--	--	--	--	--
12/7/1988	--	--	--	--	--	--	--	--	--	--	--	--	--	--	--	--	--	--	--
3/14/1989	918.70	1009.50	922.40	--	--	--	--	--	--	--	--	--	--	--	--	--	--	--	--
6/8/1989	918.48	1009.38	--	--	976.94	--	--	--	--	--	--	--	--	--	--	--	--	--	--
6/9/1989	--	--	921.48	--	--	--	--	--	--	--	--	--	--	--	--	--	--	--	--
8/1/1989	--	--	--	1078.49	977.00	--	--	--	--	--	--	--	--	--	--	--	--	--	--
8/2/1989	--	--	920.98	--	--	--	--	--	--	--	--	--	--	--	--	--	--	--	--
8/3/1989	--	1009.29	--	--	--	--	--	--	--	--	--	--	--	--	--	--	--	--	--
8/4/1989	918.36	--	--	--	--	--	--	--	--	--	--	--	--	--	--	--	--	--	--
9/28/1989	--	--	--	1078.42	977.50	--	--	--	--	--	--	--	--	--	--	--	--	--	--
10/3/1989	--	--	921.08	--	--	--	--	--	--	--	--	--	--	--	--	--	--	--	--
10/4/1989	--	1009.37	--	--	--	--	--	--	--	--	--	--	--	--	--	--	--	--	--
10/6/1989	918.10	--	--	--	--	--	--	--	--	--	--	--	--	--	--	--	--	--	--
1/29/1990	--	--	921.90	1078.64	977.40	--	--	--	--	--	--	--	--	--	--	--	--	--	--
1/30/1990	--	1008.97	--	--	--	--	--	--	--	--	--	--	--	--	--	--	--	--	--
1/31/1990	917.92	--	--	--	--	--	--	--	--	--	--	--	--	--	--	--	--	--	--
2/27/1990	919.09	1009.14	922.32	1078.91	977.53	--	--	--	--	--	--	--	--	--	--	--	--	--	--
3/14/1990	918.00	1009.12	922.39	1078.84	977.54	--	--	--	--	--	--	--	--	--	--	--	--	--	--
4/11/1990	--	--	--	1078.68	977.33	--	--	--	--	--	--	--	--	--	--	--	--	--	--
4/12/1990	--	1008.85	921.92	--	--	--	--	--	--	--	--	--	--	--	--	--	--	--	--

APPENDIX B
GROUNDWATER ELEVATIONS
Chiquita Canyon Landfill

All elevations are in feet, relative to mean sea level.

Sample Date	DW-1	DW-3	DW-7	DW-8	DW-9	DW-12	DW-14	DW-15	DW-16	DW-17	DW-18	DW-21	DW-23	DW-24	DW-26	DW-28	DW-29	DW-30	DW-31
4/13/1990	--	--	--	--	--	--	--	--	--	--	--	--	--	--	--	--	--	--	--
5/16/1990	919.12	1009.04	921.59	1078.96	977.68	--	--	--	--	--	--	--	--	--	--	--	--	--	--
6/19/1990	918.98	1009.07	921.36	1078.98	977.77	--	--	--	--	--	--	--	--	--	--	--	--	--	--
7/11/1990	918.56	1009.20	920.78	1078.64	977.41	--	--	--	--	--	--	--	--	--	--	--	--	--	--
8/17/1990	919.18	1008.88	--	1078.91	977.61	--	--	--	--	--	--	--	--	--	--	--	--	--	--
9/17/1990	--	--	920.76	--	--	--	--	--	--	--	--	--	--	--	--	--	--	--	--
10/16/1990	--	1008.64	--	1078.68	977.48	--	--	--	--	--	--	--	--	--	--	--	--	--	--
10/17/1990	--	--	920.88	--	--	--	--	--	--	--	--	--	--	--	--	--	--	--	--
10/18/1990	918.49	--	--	--	--	--	--	--	--	--	--	--	--	--	--	--	--	--	--
12/15/1990	917.30	1008.70	--	1078.87	977.66	--	--	--	--	--	--	--	--	--	--	--	--	--	--
1/21/1991	--	--	--	1078.64	977.39	--	--	--	--	--	--	--	--	--	--	--	--	--	--
1/22/1991	--	--	--	--	--	--	--	--	--	--	--	--	--	--	--	--	--	--	--
1/23/1991	917.00	1008.38	921.33	--	--	--	--	--	--	--	--	--	--	--	--	--	--	--	--
2/6/1991	--	--	--	--	--	919.18	--	--	--	--	--	--	--	--	--	--	--	--	--
2/19/1991	918.21	1008.45	921.24	1078.76	977.50	--	--	--	--	--	--	--	--	--	--	--	--	--	--
4/8/1991	918.33	--	922.60	1078.89	977.71	919.03	--	--	--	--	--	--	--	--	--	--	--	--	--
4/23/1991	918.87	1011.65	922.71	1078.65	977.33	918.98	--	--	--	--	--	--	--	--	--	--	--	--	--
5/18/1991	919.12	1009.25	922.27	1078.87	977.57	918.96	--	--	--	--	--	--	--	--	--	--	--	--	--
6/20/1991	918.89	1009.05	921.95	1078.82	977.52	919.00	--	--	--	--	--	--	--	--	--	--	--	--	--
7/22/1991	918.79	1008.89	921.69	1078.78	977.55	916.99	--	--	--	--	--	--	--	--	--	--	--	--	--
8/1/1991	918.55	--	921.50	1078.53	977.23	918.74	--	--	--	--	--	--	--	--	--	--	--	--	--
8/2/1991	--	1008.71	--	--	--	--	--	--	--	--	--	--	--	--	--	--	--	--	--
9/17/1991	918.56	1008.59	921.38	1078.89	977.73	918.95	--	--	--	--	--	--	--	--	--	--	--	--	--
10/21/1991	--	1008.40	921.17	1078.73	977.46	918.68	--	--	--	--	--	--	--	--	--	--	--	--	--
10/22/1991	918.18	--	--	--	--	--	--	--	--	--	--	--	--	--	--	--	--	--	--
1/28/1992	918.11	1009.07	921.95	1078.47	977.38	918.72	--	--	--	--	--	--	--	--	--	--	--	--	--
3/3/1992	--	--	923.05	--	--	--	--	--	--	--	--	--	--	--	--	--	--	--	--
3/16/1992	920.48	--	--	1078.84	977.20	919.16	--	--	--	--	--	--	--	--	--	--	--	--	--
4/20/1992	921.50	--	922.96	1078.64	977.50	918.90	--	--	--	--	--	--	--	--	--	--	--	--	--
6/16/1992	920.23	1013.56	921.64	1078.82	977.80	918.99	--	--	--	--	--	--	--	--	--	--	--	--	--
7/20/1992	921.33	1012.53	921.85	1078.63	977.78	918.93	--	--	--	--	--	--	--	--	--	--	--	--	--
8/14/1992	920.01	--	922.17	1078.76	977.82	919.19	--	--	--	--	--	--	--	--	--	--	--	--	--
9/23/1992	921.79	1007.93	921.69	1078.82	978.00	918.92	--	--	--	--	--	--	--	--	--	--	--	--	--
10/19/1992	921.18	1007.88	921.46	1078.51	977.64	918.80	--	--	--	--	--	--	--	--	--	--	--	--	--

APPENDIX B
GROUNDWATER ELEVATIONS
Chiquita Canyon Landfill

All elevations are in feet, relative to mean sea level.

Sample Date	DW-1	DW-3	DW-7	DW-8	DW-9	DW-12	DW-14	DW-15	DW-16	DW-17	DW-18	DW-21	DW-23	DW-24	DW-26	DW-28	DW-29	DW-30	DW-31
11/16/1992	921.33	1007.98	921.69	1078.84	977.82	918.89	--	--	--	--	--	--	--	--	--	--	--	--	--
12/16/1992	921.38	1007.93	921.99	1078.74	977.80	918.79	--	--	--	--	--	--	--	--	--	--	--	--	--
1/19/1993	921.63	1007.61	922.67	1078.60	977.63	918.61	--	--	--	--	--	--	--	--	--	--	--	--	--
3/16/1993	922.03	1007.91	922.69	1078.94	977.95	919.12	--	--	--	--	--	--	--	--	--	--	--	--	--
3/24/1993	--	--	--	--	--	--	--	--	--	--	--	--	--	--	--	--	--	--	--
4/19/1993	927.18	1007.95	924.05	1078.52	977.85	919.39	--	--	--	--	--	--	--	--	--	--	--	--	--
5/18/1993	922.36	1007.88	922.99	1078.74	978.00	918.99	--	--	--	--	--	--	--	--	--	--	--	--	--
6/15/1993	922.28	1008.13	923.24	1078.84	978.10	918.74	--	--	--	--	--	--	--	--	--	--	--	--	--
7/19/1993	927.01	1008.33	922.61	1078.49	977.77	919.24	--	--	--	--	--	--	--	--	--	--	--	--	--
8/17/1993	922.78	1008.10	923.24	1078.84	978.00	918.79	--	--	--	--	--	--	--	--	--	--	--	--	--
9/16/1993	922.83	1008.08	923.24	1078.79	978.00	918.74	--	--	--	--	--	--	--	--	--	--	--	--	--
10/18/1993	926.56	1008.43	922.64	1078.64	977.93	919.21	--	--	--	--	--	--	--	--	--	--	--	--	--
11/16/1993	923.00	1008.43	922.69	1078.84	978.20	918.56	--	--	--	--	--	--	--	--	--	--	--	--	--
12/16/1993	923.03	1008.48	922.59	1078.84	978.15	918.54	--	--	--	--	--	--	--	--	--	--	--	--	--
1/31/1994	925.43	1007.43	922.54	1075.13	974.82	918.69	--	--	--	--	--	--	--	--	--	--	--	--	--
2/16/1994	923.18	1008.63	922.69	1078.64	978.00	918.69	--	--	--	--	--	--	--	--	--	--	--	--	--
3/16/1994	925.33	1007.72	923.26	1077.22	975.62	919.42	--	--	--	--	--	--	--	--	--	--	--	--	--
4/18/1994	925.05	1007.74	--	1077.30	976.65	919.35	--	--	--	--	--	--	--	--	--	--	--	--	--
4/19/1994	--	--	923.27	--	--	--	--	--	--	--	--	--	--	--	--	--	--	--	--
5/18/1994	925.33	1007.70	923.24	1077.24	975.67	919.41	--	--	--	--	--	--	--	--	--	--	--	--	--
7/18/1994	924.33	1007.62	922.13	1077.28	976.91	919.21	--	--	--	--	--	--	--	--	--	--	--	--	--
10/10/1994	923.60	1007.70	922.14	1077.40	977.33	919.20	--	--	--	--	--	--	--	--	--	--	--	--	--
12/7/1994	--	--	--	--	--	--	--	--	--	--	--	--	--	--	--	--	--	--	--
1/5/1995	922.98	1007.58	922.04	--	977.45	919.14	--	--	--	--	--	--	--	--	--	--	--	--	--
2/3/1995	924.69	1007.63	923.48	1077.37	--	919.25	--	--	--	--	--	--	--	--	--	--	--	--	--
2/10/1995	--	1007.64	--	--	--	--	--	--	--	--	--	--	--	--	--	--	--	--	--
4/17/1995	925.99	1007.59	923.88	1077.57	977.80	919.48	--	--	--	--	--	--	--	--	--	--	--	--	--
7/12/1995	925.82	1007.55	923.46	1077.47	978.00	919.72	--	--	--	--	--	--	--	--	--	--	--	--	--
10/11/1995	--	--	--	--	--	--	--	--	--	--	--	--	--	--	--	--	--	--	--
10/12/1995	925.41	1007.73	922.09	1077.55	978.12	919.89	--	--	--	--	--	--	--	--	--	--	--	--	--
1/9/1996	924.44	1007.66	923.07	1077.45	978.20	919.66	--	--	--	--	--	--	--	--	--	--	--	--	--
2/13/1996	923.65	1007.29	922.40	--	977.88	919.26	--	--	--	--	--	--	--	--	--	--	--	--	--
2/14/1996	--	--	--	1077.39	--	--	--	--	--	--	--	--	--	--	--	--	--	--	--
4/8/1996	924.51	1007.66	923.00	1077.54	978.26	919.56	--	--	--	--	--	--	--	--	--	--	--	--	--

APPENDIX B
GROUNDWATER ELEVATIONS
Chiquita Canyon Landfill

All elevations are in feet, relative to mean sea level.

Sample Date	DW-1	DW-3	DW-7	DW-8	DW-9	DW-12	DW-14	DW-15	DW-16	DW-17	DW-18	DW-21	DW-23	DW-24	DW-26	DW-28	DW-29	DW-30	DW-31
5/24/1996	--	--	--	--	--	--	1020.39	--	--	--	--	--	--	--	--	--	--	--	--
7/8/1996	924.03	1007.37	921.75	1077.63	978.23	919.46	1020.79	--	--	--	--	--	--	--	--	--	--	--	--
10/9/1996	923.24	1007.24	921.55	1077.52	978.37	919.21	1021.05	--	--	--	--	--	--	--	--	--	--	--	--
1/29/1997	924.07	1007.26	922.65	1077.50	978.47	919.23	1020.87	--	--	--	--	--	--	--	--	--	--	--	--
4/8/1997	925.37	1007.22	922.34	1077.59	978.72	919.26	1021.01	--	--	--	--	--	--	--	--	--	--	--	--
4/11/1997	--	--	--	--	--	--	--	--	--	--	--	--	--	--	--	--	--	--	--
7/7/1997	924.66	1007.25	920.22	1077.67	978.91	918.80	1021.07	--	--	--	--	--	--	--	--	--	--	--	--
10/7/1997	923.79	1007.12	920.08	1077.49	978.86	918.58	1020.97	--	--	--	--	--	--	--	--	--	--	--	--
1/19/1998	923.90	1007.23	921.70	1073.51	975.04	918.69	--	--	--	--	--	--	--	--	--	--	--	--	--
4/22/1998	931.00	1006.98	922.25	1077.48	979.04	918.81	1020.79	--	--	--	--	--	--	--	--	--	--	--	--
7/22/1998	931.41	1007.62	921.25	1077.84	979.61	918.86	1020.88	--	--	--	--	--	--	--	--	--	--	--	--
10/19/1998	930.34	1007.94	921.25	1077.87	979.18	918.86	1020.72	--	--	--	--	--	--	--	--	--	--	--	--
1/22/1999	929.54	1008.17	921.03	1077.96	978.51	918.66	1020.82	--	--	--	--	--	--	--	--	--	--	--	--
4/16/1999	928.79	1008.17	921.75	1077.84	979.46	918.91	1020.67	--	--	--	--	--	--	--	--	--	--	--	--
7/26/1999	927.84	1008.62	919.69	1078.19	978.81	918.41	1020.92	--	--	--	--	--	--	--	--	--	--	--	--
7/29/1999	--	--	--	--	--	--	--	--	--	--	--	--	--	--	--	--	--	--	--
10/19/1999	927.91	1008.97	921.45	1077.94	978.81	918.06	1020.52	--	--	--	--	--	--	--	--	--	--	--	--
1/24/2000	925.62	--	--	--	--	--	--	--	--	--	--	--	--	--	--	--	--	--	--
1/25/2000	--	--	--	--	--	--	--	--	--	--	--	--	--	--	--	--	--	--	--
2/2/2000	--	1008.67	920.48	--	--	--	--	--	--	--	922.28	919.53	--	--	--	--	--	--	--
2/3/2000	--	--	--	1077.74	978.61	918.11	1020.72	--	--	--	--	--	--	--	--	--	--	--	--
5/1/2000	926.10	1009.07	920.60	1078.22	980.44	918.31	1020.93	--	--	--	927.22	920.83	--	--	--	--	--	--	--
7/21/2000	926.01	1010.13	919.58	1078.06	979.78	918.05	1020.73	--	--	--	924.84	920.25	--	--	--	--	--	--	--
10/19/2000	924.86	1009.08	919.14	1077.98	980.27	917.83	1020.58	--	--	--	922.80	919.46	--	--	--	--	--	--	--
1/22/2001	923.92	1009.05	919.76	1078.06	980.35	917.82	1020.50	--	--	--	921.59	918.81	--	--	--	--	--	--	--
4/16/2001	930.88	1008.64	921.27	1078.12	980.46	918.14	1020.45	--	--	--	929.42	921.97	--	--	--	--	--	--	--
7/13/2001	926.92	1009.04	919.80	1078.16	980.62	918.51	1020.44	--	--	--	925.68	921.19	--	--	--	--	--	--	--
10/5/2001	926.17	1008.97	919.32	1078.19	980.68	918.52	1020.36	--	--	--	923.88	920.72	--	--	--	--	--	--	--
1/18/2002	925.18	1009.02	919.55	1078.47	981.01	918.61	1020.52	--	--	--	923.18	919.91	--	--	--	--	--	--	--
4/5/2002	924.40	1009.01	919.15	1078.57	981.17	918.51	1020.49	--	--	--	922.51	919.41	--	--	--	--	--	--	--
7/8/2002	923.07	1011.45	924.19	--	983.84	921.10	1022.39	--	--	--	924.37	921.55	--	--	--	--	--	--	--
10/7/2002	923.11	1011.57	921.30	1080.88	984.28	920.95	1022.69	--	--	--	923.83	921.51	--	--	--	--	--	--	--
1/13/2003	--	1011.62	922.62	1080.88	984.04	920.86	1022.10	973.21	993.70	1043.76	924.15	921.44	--	--	--	--	--	--	--
4/7/2003	929.32	1011.17	923.03	1080.75	983.16	920.80	1022.50	972.80	993.45	1043.95	924.97	924.14	--	--	--	--	--	--	--

APPENDIX B
GROUNDWATER ELEVATIONS
Chiquita Canyon Landfill

All elevations are in feet, relative to mean sea level.

Sample Date	DW-1	DW-3	DW-7	DW-8	DW-9	DW-12	DW-14	DW-15	DW-16	DW-17	DW-18	DW-21	DW-23	DW-24	DW-26	DW-28	DW-29	DW-30	DW-31
7/15/2003	929.34	1011.19	923.27	--	985.94	920.99	1022.63	972.96	993.80	1044.63	925.46	923.83	1025.43	1060.77	--	--	--	--	--
7/23/2003	--	--	--	1079.42	--	--	--	--	--	--	--	--	--	--	--	--	--	--	--
9/11/2003	--	--	--	--	--	--	1022.39	--	--	--	--	--	--	--	--	--	--	--	--
10/13/2003	928.35	1011.06	922.05	1079.80	985.47	920.66	1022.40	972.68	993.67	1044.67	924.75	922.83	1025.22	1060.38	--	--	--	--	--
1/12/2004	929.11	1010.97	922.24	1079.92	985.10	920.57	1022.23	972.52	993.57	1044.75	924.86	924.75	--	1060.11	--	--	--	--	--
1/15/2004	--	--	--	--	--	--	--	--	--	--	--	--	1025.32	--	--	--	--	--	--
4/19/2004	928.81	1010.99	922.31	1079.90	984.92	920.56	1022.06	972.29	993.44	1044.70	925.15	923.70	1025.02	1059.07	--	--	--	--	--
7/9/2004	927.42	1010.93	921.95	1080.26	985.32	920.58	1022.21	972.44	993.71	1044.95	924.28	922.48	1025.11	1059.10	--	--	--	--	--
10/6/2004	925.97	1010.84	922.16	1080.21	985.23	920.49	1022.21	972.32	993.77	1044.99	923.44	921.44	1025.05	1059.11	--	--	--	--	--
11/10/2004	926.37	1010.77	923.14	1080.14	985.14	920.63	1022.01	972.24	993.68	1044.92	923.45	921.99	1025.03	1058.88	--	--	--	--	--
12/3/2004	--	--	--	--	--	--	--	--	--	--	--	--	--	--	--	--	--	--	--
12/7/2004	--	--	--	--	--	--	--	--	--	--	--	--	--	--	--	--	--	--	--
12/9/2004	926.18	1010.62	922.97	1080.17	985.19	920.53	1021.89	972.13	993.55	1044.76	923.33	921.67	1024.87	1058.76	--	--	--	--	--
12/15/2004	--	--	--	--	--	--	--	--	--	--	--	--	--	--	1078.71	--	--	--	--
12/16/2004	926.06	--	922.97	--	--	920.42	--	972.02	993.47	--	923.18	921.60	--	--	--	--	--	--	--
12/23/2004	926.16	--	923.00	--	--	920.48	--	972.10	993.56	--	923.27	921.85	--	--	--	--	--	--	--
12/30/2004	926.35	--	923.27	--	--	920.51	--	972.11	993.55	--	923.30	922.05	--	--	--	--	--	--	--
1/6/2005	927.25	--	923.99	--	--	920.79	--	972.27	993.73	--	923.59	922.45	--	--	--	--	--	--	--
1/14/2005	929.59	1010.70	925.04	1080.18	985.29	920.89	1022.01	972.16	993.61	1044.88	923.79	923.26	1024.99	1058.81	1079.68	--	--	--	--
1/21/2005	933.15	--	925.37	--	--	921.01	--	972.31	993.75	--	924.20	924.17	--	--	--	--	--	--	--
1/28/2005	931.89	--	925.23	--	--	920.98	--	972.22	993.63	--	924.59	924.78	--	--	--	--	--	--	--
2/4/2005	933.88	--	924.96	--	--	921.05	--	972.26	993.67	--	924.98	925.14	--	--	--	--	--	--	--
2/10/2005	932.64	1010.76	924.81	1080.33	985.49	921.24	1022.23	972.44	993.82	1045.14	925.39	925.41	1024.99	1058.82	1079.93	--	--	--	--
2/18/2005	932.99	--	924.78	--	--	921.39	--	972.51	993.85	--	925.66	925.62	--	--	--	--	--	--	--
2/25/2005	933.62	--	925.52	--	--	921.49	--	972.35	993.71	--	925.91	925.76	--	--	--	--	--	--	--
3/4/2005	934.46	--	926.10	--	--	921.81	--	972.45	993.77	--	926.11	926.11	--	--	--	--	--	--	--
3/11/2005	934.90	1010.81	926.07	1080.46	985.54	922.01	1022.14	972.50	993.81	1045.15	926.38	926.46	1025.00	1058.85	1080.26	--	--	--	--
3/18/2005	935.12	--	925.82	--	--	922.29	--	972.52	993.83	--	926.70	926.80	--	--	--	--	--	--	--
3/25/2005	935.22	--	925.45	--	--	922.41	--	972.39	993.70	--	926.87	926.97	--	--	--	--	--	--	--
4/1/2005	935.40	--	925.27	--	--	922.71	--	972.50	993.82	--	927.20	927.13	--	--	--	--	--	--	--
4/8/2005	935.39	--	924.99	--	--	922.66	--	972.56	993.86	--	927.36	927.27	--	--	--	--	--	--	--
4/15/2005	935.35	--	924.86	--	--	922.81	--	972.56	993.87	--	927.58	927.31	--	--	--	--	--	--	--
4/20/2005	935.23	1011.89	924.66	1080.46	985.45	923.05	1022.02	972.48	993.78	1045.14	927.63	927.26	1025.20	1058.72	1080.66	--	--	--	--
4/28/2005	935.06	--	924.46	--	--	923.30	--	972.59	993.86	--	927.83	927.25	--	--	--	--	--	--	--

APPENDIX B
GROUNDWATER ELEVATIONS
Chiquita Canyon Landfill

All elevations are in feet, relative to mean sea level.

Sample Date	DW-1	DW-3	DW-7	DW-8	DW-9	DW-12	DW-14	DW-15	DW-16	DW-17	DW-18	DW-21	DW-23	DW-24	DW-26	DW-28	DW-29	DW-30	DW-31
5/6/2005	935.10	--	924.40	--	--	923.42	--	972.60	993.86	--	927.90	927.23	--	--	--	--	--	--	--
5/17/2005	934.96	1012.42	924.42	1080.55	985.66	923.66	1022.19	972.67	993.93	1045.39	928.05	927.21	1025.64	1058.84	1080.92	--	--	--	--
5/20/2005	934.90	--	924.38	--	--	923.70	--	972.69	993.92	--	928.06	927.15	--	--	--	--	--	--	--
5/27/2005	934.76	--	924.27	--	--	923.76	--	972.69	993.96	--	928.10	927.12	--	--	--	--	--	--	--
6/3/2005	934.61	--	924.19	--	--	923.79	--	972.70	993.93	--	928.12	927.04	--	--	--	--	--	--	--
6/10/2005	934.45	1012.72	924.03	1080.55	985.60	923.90	1022.13	972.76	993.99	1045.56	928.14	926.98	1025.85	1058.80	1081.30	--	--	--	--
7/8/2005	933.85	1012.94	923.42	1080.30	985.51	924.02	1022.02	972.73	993.93	1045.69	928.00	926.66	1026.04	1058.77	1081.43	--	--	--	--
7/15/2005	--	--	--	--	--	--	--	--	--	--	--	--	--	--	--	--	--	--	--
8/9/2005	933.36	1013.11	922.80	1080.84	985.54	924.14	1022.02	972.80	993.94	1045.93	927.80	926.41	1026.47	1058.75	1081.67	--	--	--	--
9/9/2005	932.81	1013.29	922.40	1080.71	985.56	924.19	1022.03	972.80	993.87	1046.15	927.56	926.07	--	1058.73	1081.91	--	--	--	--
10/14/2005	932.30	1013.55	922.34	1080.54	985.59	924.12	1022.02	972.90	993.94	1046.35	927.36	925.81	1027.02	1058.64	1082.18	--	--	--	--
11/21/2005	932.10	1013.64	922.46	1080.48	985.41	924.12	1021.87	972.79	993.72	1046.39	927.29	926.01	1027.38	1058.75	1082.35	--	--	--	--
12/9/2005	931.85	1013.77	922.60	1080.45	985.51	924.09	1021.92	972.74	993.85	1046.49	927.16	925.85	1027.28	1058.66	1082.45	--	--	--	--
1/13/2006	931.83	1014.00	922.57	1080.69	985.77	924.04	1022.11	972.95	993.96	1046.75	927.25	926.03	1027.36	1058.69	1082.86	--	--	--	--
2/10/2006	931.44	1013.91	922.76	1080.67	985.64	923.89	1021.99	972.80	993.75	1046.63	926.97	925.60	1027.19	1058.59	1082.87	--	--	--	--
3/9/2006	931.61	1014.27	923.59	1080.83	985.91	924.21	1022.29	973.11	994.12	1047.04	927.14	925.85	1027.56	1058.88	1083.35	--	--	--	--
4/24/2006	932.11	1014.31	923.81	1080.87	985.76	923.85	1022.02	972.71	993.73	1046.78	927.17	926.02	1027.30	1058.57	1083.39	--	--	--	--
5/10/2006	932.21	1014.37	923.68	1080.95	985.94	923.89	1022.15	972.90	993.85	1046.97	927.37	926.12	1027.30	1058.57	1083.53	--	--	--	--
6/13/2006	931.87	1014.41	923.62	1080.82	985.92	923.74	1022.01	972.71	993.72	1046.89	927.05	925.72	1027.21	1058.51	1083.58	--	--	--	--
7/6/2006	931.57	1014.56	922.76	1080.86	985.90	923.72	1022.07	972.76	993.81	1047.02	926.95	925.49	1027.30	1058.60	1083.73	--	--	--	--
8/9/2006	931.13	1014.65	--	1080.91	986.00	--	1022.10	972.83	993.87	1047.14	926.78	925.10	1027.35	1058.56	1083.78	--	--	--	--
9/8/2006	--	--	--	--	--	--	1022.12	--	993.87	1047.14	--	--	1027.28	1058.56	--	--	--	--	--
10/9/2006	930.23	1014.76	921.32	1080.81	985.87	923.30	1022.02	972.77	993.74	1047.20	926.23	923.38	1027.31	1058.45	1083.91	--	--	--	--
11/14/2006	929.69	1014.88	921.57	1080.97	986.04	923.05	1022.10	972.76	993.91	1047.22	925.90	923.93	1027.30	1058.51	1084.03	--	--	--	--
12/7/2006	929.26	1014.86	921.66	1080.93	985.88	922.99	1021.92	972.71	993.90	1047.21	925.54	923.61	1027.30	1058.50	1084.05	--	--	--	--
1/15/2007	928.80	1014.80	921.64	1080.91	985.82	922.49	1021.77	972.41	993.63	1046.93	925.14	923.41	1027.10	1058.22	1084.01	--	--	--	--
2/21/2007	928.83	1014.96	921.83	1081.12	986.09	922.66	1022.02	972.48	993.70	1047.13	925.32	923.89	1027.33	1058.41	1084.35	--	--	--	--
3/14/2007	929.16	1014.98	921.37	1081.13	986.14	922.68	1022.06	972.49	993.71	1047.16	925.47	924.44	1027.35	1058.42	1084.44	--	--	--	--
4/17/2007	928.61	1014.98	920.90	1081.02	986.12	922.22	1021.94	972.33	993.58	1047.08	925.18	923.63	1027.24	1058.25	1084.38	--	--	--	--
5/11/2007	928.32	1015.12	920.90	1081.14	986.33	922.19	1022.07	972.51	993.75	1047.26	925.05	923.37	1027.37	1058.37	1084.56	--	--	--	--
6/8/2007	927.97	1015.19	920.88	1081.24	986.48	922.13	1022.20	972.53	993.79	1047.33	924.84	922.97	1027.48	1058.47	1084.86	--	--	--	--
7/7/2007	927.56	1015.18	920.61	1081.34	986.49	922.00	1022.14	972.49	993.77	1047.35	924.57	922.73	1027.52	1058.39	1084.71	--	--	--	--
8/10/2007	927.17	1015.20	920.17	1081.22	986.49	921.78	1022.09	972.46	993.70	1047.27	924.34	922.51	1027.58	1058.35	1084.72	--	--	--	--
9/10/2007	926.84	1015.17	920.62	1081.40	986.47	921.66	1022.03	972.29	993.61	1047.20	924.07	922.27	1027.55	1058.27	1084.72	--	--	--	--

APPENDIX B
GROUNDWATER ELEVATIONS
Chiquita Canyon Landfill

All elevations are in feet, relative to mean sea level.

Sample Date	DW-1	DW-3	DW-7	DW-8	DW-9	DW-12	DW-14	DW-15	DW-16	DW-17	DW-18	DW-21	DW-23	DW-24	DW-26	DW-28	DW-29	DW-30	DW-31
10/12/2007	926.50	1015.27	920.89	1081.58	986.63	921.72	1022.17	972.43	993.76	1047.37	923.91	921.90	1027.75	1058.42	1084.91	--	--	--	--
11/8/2007	926.20	1015.21	920.98	1081.42	986.53	921.47	1022.06	972.32	993.68	1047.24	923.63	921.60	1026.66	1058.27	1084.84	--	--	--	--
12/14/2007	925.73	1015.26	921.48	1081.32	986.37	921.48	1022.05	972.13	993.53	1047.32	923.22	921.42	1026.98	1058.22	1085.01	--	--	--	--
1/15/2008	927.12	1015.31	922.08	1081.63	986.75	921.58	1021.98	972.42	993.84	1047.39	924.05	923.05	1027.96	1058.31	1085.10	--	--	--	--
2/26/2008	928.60	1015.20	921.92	1081.54	986.66	921.28	1021.85	972.11	993.58	1047.23	924.65	923.79	1027.90	1058.17	1085.15	--	--	--	--
3/18/2008	928.69	1015.25	921.89	1081.70	986.65	921.19	1021.89	971.98	993.46	1047.13	924.69	923.77	1027.90	1058.13	1085.18	--	--	--	--
4/8/2008	928.44	1015.37	921.50	1081.82	986.91	921.32	1022.12	972.25	993.73	1047.46	924.77	923.29	1028.15	1058.32	1085.41	--	--	--	--
5/9/2008	927.76	1015.37	920.33	1081.48	986.96	921.10	1022.14	972.19	993.63	1047.40	924.32	922.56	1026.66	1058.29	1085.41	--	--	--	--
6/17/2008	926.98	1015.27	920.26	1081.68	986.94	920.86	1022.03	972.07	993.55	1047.29	923.78	921.78	1028.18	1058.15	1085.38	--	--	--	--
7/9/2008	926.62	1015.32	920.44	1081.93	987.17	920.80	1022.17	972.16	993.63	1047.43	923.57	921.46	1028.40	1058.26	1085.50	--	--	--	--
8/13/2008	925.94	1015.33	920.02	1081.87	987.14	920.71	1022.12	972.11	993.63	1047.44	923.19	921.02	1028.40	1058.26	1085.53	--	--	--	--
9/10/2008	925.58	1015.30	919.75	1081.91	987.15	920.56	1022.06	972.02	993.52	1047.37	922.91	920.68	1028.28	1058.14	1085.49	--	--	--	--
10/13/2008	925.20	1015.09	919.93	1081.56	986.76	920.25	1021.67	971.67	993.26	1047.06	922.55	920.48	1028.08	1058.00	1085.21	--	--	--	--
11/14/2008	924.98	1015.23	920.35	1081.81	987.08	920.45	1021.93	971.97	993.49	1047.32	922.47	920.30	1028.32	1058.11	1085.48	--	--	--	--
12/19/2008	924.70	1015.13	920.36	1081.64	987.10	920.19	1021.71	971.73	993.21	1047.07	922.15	920.19	1028.09	1057.86	1085.33	--	--	--	--
1/9/2009	924.88	1015.14	920.52	1081.75	987.12	920.19	1021.76	971.79	993.33	1047.18	922.20	920.48	1028.12	1057.98	1085.45	--	--	--	--
2/12/2009	924.79	1015.17	920.34	1081.58	987.19	920.16	1021.72	971.83	993.44	1047.26	922.15	920.40	1027.98	1057.84	1085.50	--	--	--	--
3/10/2009	926.15	1015.21	921.30	1081.86	987.34	920.16	1021.93	971.91	993.55	1047.42	922.73	921.55	1028.03	1058.02	1085.65	--	--	--	--
4/13/2009	926.07	1015.24	920.74	1081.85	987.45	920.25	1021.90	971.89	993.54	1047.39	922.81	921.16	1027.98	1058.01	1085.66	--	--	--	--
5/12/2009	925.62	1015.23	919.89	1081.98	987.63	920.05	1022.03	971.86	993.54	1047.43	922.57	920.68	1027.91	1058.03	1085.70	--	--	--	--
6/15/2009	925.03	1015.18	919.16	1081.97	987.55	919.85	1021.90	971.77	993.46	1047.38	922.15	920.13	1027.75	1057.96	1085.59	--	--	--	--
7/10/2009	924.70	1015.13	918.89	1081.95	987.47	919.71	1021.80	971.67	993.27	1047.37	922.00	919.90	1027.68	1057.91	1085.60	--	--	--	--
8/14/2009	924.43	1015.10	918.12	1081.93	987.56	919.53	1021.83	971.69	993.38	1047.31	921.77	919.58	1027.51	1057.88	1085.56	--	--	--	--
9/16/2009	924.24	1015.19	918.06	1081.89	987.76	919.54	1021.89	971.79	993.50	1047.37	921.71	919.53	1027.43	1057.94	1085.62	--	--	--	--
10/19/2009	925.06	1015.07	918.66	1081.96	987.69	919.33	1021.78	971.60	993.35	1047.24	921.70	922.13	1027.27	1057.88	1085.59	--	--	--	--
11/13/2009	926.52	1015.08	919.17	1082.09	987.90	919.34	1021.94	971.73	993.46	1047.38	922.87	922.07	1027.29	1057.97	1085.67	--	--	--	--
12/15/2009	927.29	1014.84	919.34	1081.79	987.52	919.13	1021.54	971.43	993.19	1047.04	922.96	923.40	1026.89	1057.60	1085.40	--	--	--	--
1/9/2010	928.93	1014.98	--	1081.90	987.70	--	1021.65	971.55	993.33	1047.16	924.47	924.97	1027.07	1057.80	1085.57	--	--	--	--
1/11/2010	--	--	919.65	--	--	919.06	--	--	--	--	--	--	--	--	--	--	--	--	--
2/17/2010	929.62	1014.96	920.97	1081.96	987.89	919.30	1021.72	971.63	993.41	1047.23	925.15	924.69	1026.97	1057.81	1085.71	--	--	--	--
3/16/2010	929.49	1014.80	921.15	1081.78	987.63	919.19	1021.46	971.35	993.15	1046.96	925.00	924.35	1026.72	1057.59	1085.54	--	--	--	--
4/13/2010	929.42	1014.88	921.55	1082.04	987.98	919.33	1021.76	971.51	993.32	1047.22	925.17	924.32	1026.76	1057.76	1085.69	--	--	--	--
5/13/2010	929.33	1014.96	920.88	1082.11	987.93	919.44	1021.75	971.62	993.42	1047.35	925.27	924.16	1026.85	1057.86	1085.76	--	--	--	--
6/9/2010	928.69	1014.81	919.18	1082.03	988.01	919.14	1021.65	971.42	993.26	1047.20	924.84	923.45	1026.65	1057.68	1085.56	--	--	--	--

APPENDIX B
GROUNDWATER ELEVATIONS
Chiquita Canyon Landfill

All elevations are in feet, relative to mean sea level.

Sample Date	DW-1	DW-3	DW-7	DW-8	DW-9	DW-12	DW-14	DW-15	DW-16	DW-17	DW-18	DW-21	DW-23	DW-24	DW-26	DW-28	DW-29	DW-30	DW-31
7/6/2010	928.68	1014.87	919.36	1082.17	987.96	919.09	1021.60	971.59	993.44	1047.37	924.87	923.49	1026.68	1057.63	1085.63	--	--	--	--
8/12/2010	927.70	1014.82	917.84	1082.21	988.37	918.91	1021.81	971.54	993.44	1047.42	924.27	922.41	1026.94	1057.85	1085.53	1111.29	--	--	--
9/16/2010	926.89	1014.75	917.46	1082.27	988.36	918.80	1021.76	971.52	993.44	1047.41	923.66	921.57	1026.84	1057.76	1085.43	1111.50	--	--	--
10/15/2010	926.19	1014.60	917.58	1082.18	988.01	919.51	1021.52	971.29	993.20	1047.16	923.14	921.06	1026.69	1057.52	1085.26	1111.57	--	--	--
11/12/2010	926.48	1014.44	918.25	1081.97	987.83	918.39	1021.22	971.09	992.99	1046.98	923.07	922.12	1026.48	1057.28	1085.05	1111.52	--	--	--
12/8/2010	926.46	1014.56	918.20	1082.09	988.06	918.49	1021.43	971.37	992.26	1047.25	923.27	921.85	1026.71	1057.49	1085.24	1111.74	--	--	--
1/11/2011	928.67	1014.44	919.75	1082.09	988.06	918.44	1021.34	971.15	993.05	1047.10	924.17	924.11	1026.59	1057.53	1085.34	1111.74	--	--	--
2/15/2011	928.84	1014.55	919.37	1082.31	988.36	918.53	1021.59	971.39	993.31	1047.35	924.70	923.82	1026.67	1057.63	1085.42	1111.93	--	--	--
3/15/2011	930.00	1014.53	920.56	1082.32	988.47	918.57	1021.62	971.39	993.31	1047.41	925.32	925.47	1026.67	1057.67	1085.52	1112.04	--	--	--
4/15/2011	932.42	1014.46	922.13	1082.24	988.55	918.85	1021.51	971.44	993.36	1047.47	926.77	927.12	1026.62	1057.58	1085.59	1112.04	--	--	--
5/12/2011	931.85	1014.40	921.06	1082.32	988.54	919.23	1021.58	971.25	993.14	1047.35	926.67	926.11	1026.55	1057.63	1085.63	1112.17	--	--	--
6/16/2011	931.09	1014.29	919.93	1082.48	988.77	918.69	1021.75	971.38	993.30	1047.57	926.40	925.13	1026.63	1057.76	1085.79	1112.19	--	--	--
7/11/2011	930.43	1014.26	919.36	1082.40	988.71	918.53	1021.40	971.39	993.20	1047.50	925.97	924.45	1026.47	1057.62	1085.66	1112.26	--	--	--
8/17/2011	929.50	1014.28	918.08	1082.43	988.70	918.34	1021.53	971.28	993.22	1047.66	925.41	921.59	1026.47	1057.64	1085.64	1112.25	--	--	--
9/16/2011	928.68	1014.31	917.15	1082.27	988.52	918.12	1021.82	971.22	993.13	1047.64	924.87	922.86	1026.55	1057.53	1085.58	1112.26	--	--	--
10/17/2011	928.77	1014.32	917.86	1082.23	988.49	918.09	1021.34	971.46	993.10	1047.68	924.72	923.18	1026.48	1057.46	1085.82	1112.34	--	--	--
1/6/2012	929.47	1014.25	918.77	1082.45	988.68	918.07	1021.32	971.33	993.26	1047.90	925.47	924.04	1026.55	1057.60	1085.55	1112.41	--	--	--
2/16/2012	930.06	1014.16	918.49	1082.36	988.61	917.80	1021.22	970.96	992.95	1047.80	925.48	924.94	1028.38	1057.43	1085.47	1112.35	--	--	--
3/15/2012	929.06	1014.21	918.39	1082.38	988.65	917.72	1021.22	971.04	993.14	1047.91	925.16	923.46	1026.40	1057.50	1085.46	1112.36	--	--	--
4/17/2012	935.30	1014.28	919.48	1082.56	988.62	917.97	1021.13	971.37	993.08	1048.00	927.15	924.00	1026.53	1057.57	1085.85	1112.57	--	--	--
5/17/2012	935.90	1014.23	918.67	1082.72	988.73	917.96	1021.36	971.20	993.21	1047.96	928.63	929.05	1026.50	1057.62	1085.58	1112.87	--	--	--
6/15/2012	933.93	1014.19	917.47	1082.68	988.73	917.75	1021.36	971.08	993.27	1048.12	928.03	927.08	1026.39	1057.70	1085.50	1112.85	--	--	--
7/6/2012	932.80	1014.10	917.32	1082.54	988.52	917.67	1021.21	971.01	993.11	1048.05	927.47	926.08	1026.30	1057.61	1085.35	1112.78	--	--	--
8/16/2012	930.99	1014.13	917.23	1082.52	988.77	917.61	1021.29	971.06	993.23	1048.14	926.51	924.65	1026.11	1057.45	1085.36	1112.93	--	--	--
9/13/2012	929.96	1014.04	917.06	1082.46	988.52	917.33	1021.09	970.99	993.19	1048.08	925.87	923.84	1026.27	1057.12	1085.20	1112.70	--	--	--
10/15/2012	929.10	1014.12	917.34	1082.57	988.75	917.50	1021.14	971.40	993.40	1048.26	925.38	923.27	1026.48	1057.51	1085.28	1112.77	--	--	--
11/15/2012	928.18	1014.01	917.31	1082.48	988.71	917.45	1021.00	971.00	993.26	1048.15	924.74	922.59	1026.30	1057.38	1085.12	1112.72	--	--	--
12/20/2012	928.65	1013.99	917.76	1082.05	988.38	917.23	1020.88	970.85	993.13	1047.99	924.81	923.53	1026.33	1057.22	1085.02	1112.54	--	--	--
1/4/2013	928.76	1013.81	917.89	1082.34	988.56	917.29	1020.85	970.92	993.21	1048.01	924.82	923.49	1026.09	1057.20	1084.94	1112.60	--	--	--
2/14/2013	929.74	1013.87	917.47	1082.46	988.53	917.24	1020.89	970.93	993.18	1048.13	924.84	923.76	1026.25	1057.27	1084.99	1112.75	--	--	--
3/7/2013	929.25	1014.09	917.39	1082.66	988.99	917.31	1021.15	971.13	993.40	1048.21	924.85	923.36	1026.33	1057.44	1085.10	1112.90	--	--	--
4/10/2013	929.29	1013.90	917.42	1082.53	989.09	917.19	1021.05	970.91	993.14	1048.13	924.77	923.40	1026.04	1057.34	1084.95	1112.75	--	--	--
5/15/2013	928.30	1013.90	917.25	1082.61	989.02	917.15	1021.03	970.97	993.20	1048.22	923.72	922.59	1026.20	1057.32	1084.96	1112.80	--	--	--
6/13/2013	927.69	1013.81	917.21	1082.59	989.07	917.14	1020.96	970.97	993.21	1048.07	924.00	922.10	1026.15	1057.26	1084.87	1112.80	--	--	--

APPENDIX B
GROUNDWATER ELEVATIONS
Chiquita Canyon Landfill

All elevations are in feet, relative to mean sea level.

Sample Date	DW-1	DW-3	DW-7	DW-8	DW-9	DW-12	DW-14	DW-15	DW-16	DW-17	DW-18	DW-21	DW-23	DW-24	DW-26	DW-28	DW-29	DW-30	DW-31
7/12/2013	927.06	1013.89	916.93	1082.77	989.15	917.11	1021.08	971.19	993.30	1048.45	923.68	921.54	1026.23	1057.52	1084.90	1112.84	--	--	--
8/14/2013	926.43	1013.84	916.67	1082.71	989.20	917.01	1021.05	971.06	993.25	1048.34	923.24	921.03	1026.19	1057.33	1084.81	1112.88	--	--	--
9/20/2013	925.78	1013.88	916.94	1082.93	989.72	917.03	1021.19	971.11	993.32	1048.37	922.82	920.52	1026.05	1057.38	1084.80	1112.88	--	--	--
10/11/2013	925.38	1013.85	917.36	1082.77	989.24	916.87	1021.05	971.08	993.19	1048.28	922.53	920.18	1026.10	1057.33	1084.70	1112.88	--	--	--
11/18/2013	924.78	1013.80	917.81	1082.73	989.22	916.83	1020.96	970.97	993.16	1048.21	922.08	919.67	1025.94	1057.21	1084.57	1112.72	--	--	--
12/12/2013	924.71	1013.77	918.44	1082.61	989.18	916.93	1021.02	971.10	993.29	1048.28	922.06	919.74	1026.06	1057.33	1084.57	1112.66	--	--	--
1/10/2014	924.40	1013.83	918.16	1082.73	989.31	916.86	1020.99	971.11	993.30	1048.31	921.70	919.40	1026.18	1057.34	1084.57	1112.74	--	--	--
2/19/2014	923.95	1013.76	918.62	1082.83	989.50	916.96	1021.08	971.24	993.44	1048.39	921.45	919.14	1026.03	1057.35	1084.53	1112.93	--	--	--
3/14/2014	937.80	1013.66	919.17	1082.79	989.41	916.90	1020.96	971.12	993.32	1048.27	927.90	935.59	1025.88	1057.24	1084.41	1112.79	--	--	--
4/11/2014	938.19	1013.73	919.02	1082.86	989.57	917.04	1021.09	971.27	993.50	1048.42	931.74	933.25	1025.99	1057.34	1084.48	1112.94	--	--	--
5/19/2014	935.72	1013.65	917.57	1082.92	989.62	916.84	1021.04	971.21	993.42	1048.40	930.56	930.25	1025.88	1057.27	1084.34	1112.93	--	--	--
6/20/2014	934.80	1013.60	917.31	1082.85	989.59	916.80	1021.00	971.19	993.44	1048.33	929.65	929.01	1025.85	1057.26	1084.22	1112.88	--	--	--
7/14/2014	933.04	1013.53	917.00	1082.81	989.58	916.71	1020.88	971.10	993.42	1048.30	928.55	927.26	1025.74	1057.17	1084.09	1112.82	--	--	--
8/18/2014	931.77	1013.61	916.89	1082.82	989.66	916.69	1020.98	971.24	993.51	1048.40	927.80	926.00	1025.90	1057.28	1084.16	1112.93	--	--	--
9/15/2014	930.68	1013.47	917.05	1082.93	989.40	916.56	1020.90	971.15	993.41	1048.32	926.99	924.98	1026.26	1057.13	1084.05	1112.75	--	--	--
10/13/2014	929.73	1013.40	917.77	1082.78	989.55	916.54	1020.76	971.04	993.27	1048.20	926.28	924.12	1025.65	1057.03	1083.89	1112.78	--	--	--
11/17/2014	929.03	1013.36	918.33	1082.62	989.52	916.49	1020.60	971.04	993.40	1048.14	925.66	923.56	1025.64	1056.94	1083.76	1112.64	--	--	--
12/15/2014	936.59	1013.44	918.88	1082.80	989.67	916.61	1020.84	971.11	993.45	1048.28	927.83	934.43	1025.75	1057.13	1083.93	1112.84	--	--	--
1/5/2015	944.29	1013.25	919.18	1082.60	989.35	916.65	1020.48	970.97	993.35	1048.05	937.77	941.64	1025.65	1056.90	1083.68	1112.61	--	--	--
2/16/2015	944.37	1013.34	918.97	1082.90	989.42	916.68	1020.81	971.19	993.53	1048.30	938.49	939.15	1025.74	1057.11	1083.79	1112.95	--	--	--
3/20/2015	941.93	1013.23	918.96	1082.80	989.68	916.65	1020.66	971.05	993.41	1048.16	936.41	936.08	1025.60	1056.90	1083.62	1112.84	--	--	--
4/13/2015	940.18	1013.19	918.35	1082.82	989.69	916.63	1020.63	971.04	993.39	1048.10	934.74	933.91	1025.58	1056.88	1083.53	1112.94	--	--	--
5/20/2015	938.35	1013.15	917.64	1082.87	989.82	916.53	1020.66	971.17	993.53	1048.22	932.99	932.00	1025.67	1056.92	1083.52	1112.90	--	--	--
6/18/2015	937.12	1013.10	917.39	1082.93	989.83	916.39	1020.66	971.09	993.48	1048.16	931.81	930.44	1025.72	1056.84	1083.40	1112.90	--	--	--
7/7/2015	936.36	1013.09	916.99	1082.88	989.77	916.37	1020.65	971.06	993.49	1048.15	931.16	929.65	1025.63	1056.90	1083.35	1112.83	--	--	--
8/17/2015	935.35	1013.04	917.22	1082.99	989.92	916.31	1020.69	971.14	993.53	1048.19	930.32	928.73	1025.55	1056.90	1083.29	1112.95	--	--	--
9/22/2015	934.47	1012.98	917.03	1082.95	989.87	916.13	1020.61	971.01	993.90	1048.09	929.51	928.18	1025.51	1056.74	1083.17	1112.91	--	--	--
10/13/2015	933.82	1012.92	917.30	1082.86	989.72	916.12	1020.46	970.96	993.37	1047.97	928.96	927.35	1025.61	1056.70	1082.99	1112.93	--	--	--
11/13/2015	933.00	1012.99	917.87	1082.83	989.76	916.17	1020.49	971.13	993.52	1048.09	928.50	926.57	1025.59	1056.80	1083.03	1112.80	--	--	--
12/23/2015	932.03	1012.96	918.21	1083.07	989.05	916.15	1020.77	971.23	993.64	1048.25	927.84	925.82	1025.61	1056.91	1083.13	1113.05	--	--	--
1/8/2016	932.29	1012.75	918.38	1083.00	989.89	916.11	1020.52	970.98	993.43	1047.95	927.60	927.10	1025.31	1056.60	1082.88	1112.88	--	--	--
2/12/2016	941.42	1012.87	919.23	1082.83	989.77	916.29	1020.47	971.08	993.58	1047.98	935.56	937.77	1025.55	1056.70	1082.88	1112.84	--	--	--
3/23/2016	939.38	1012.69	919.19	1082.82	989.72	916.21	1020.28	970.89	993.44	1047.81	933.91	933.81	1025.30	1056.54	1082.74	1112.78	--	--	--
4/11/2016	938.49	1012.60	918.44	1082.93	989.85	916.23	1020.39	970.96	993.50	1047.86	932.99	932.53	1025.29	1056.50	1082.65	1112.88	--	--	--

APPENDIX B
GROUNDWATER ELEVATIONS
Chiquita Canyon Landfill

All elevations are in feet, relative to mean sea level.

Sample Date	DW-1	DW-3	DW-7	DW-8	DW-9	DW-12	DW-14	DW-15	DW-16	DW-17	DW-18	DW-21	DW-23	DW-24	DW-26	DW-28	DW-29	DW-30	DW-31
5/19/2016	937.03	1012.65	917.20	1083.01	989.99	916.24	1020.47	971.13	993.70	1048.02	931.67	930.57	1025.41	1056.61	1082.64	1112.95	--	--	--
6/14/2016	936.05	1012.65	917.17	1082.98	989.97	916.24	1020.41	971.15	993.76	1048.01	930.84	929.54	1025.43	1056.58	1082.51	1112.92	--	--	--
7/7/2016	935.32	1012.58	916.90	1082.95	989.99	916.07	1020.41	971.09	993.76	1047.97	930.21	928.77	1025.34	1056.57	1082.45	1112.91	--	--	--
8/22/2016	933.97	1012.46	916.78	1083.03	990.01	915.95	1020.39	971.09	993.75	1047.94	929.08	927.45	1025.15	1056.45	1082.27	1112.99	--	--	--
9/15/2016	933.25	1012.47	916.71	1082.91	989.90	915.92	1020.36	971.07	993.75	1047.93	928.61	926.84	1025.19	1056.45	1082.19	1112.91	--	--	--
10/18/2016	932.35	1012.45	916.65	1083.07	989.95	915.90	1020.32	971.03	993.73	1047.90	928.00	926.26	1025.27	1056.44	1082.11	1112.99	--	--	--
11/18/2016	931.81	1012.32	916.61	1083.02	989.86	915.87	1020.18	970.95	993.63	1047.75	927.54	925.95	1025.12	1056.29	1081.95	1112.90	--	--	--
12/13/2016	931.55	1012.25	916.68	1083.15	989.89	915.86	1020.21	971.04	993.72	1047.84	927.41	925.80	1025.11	1056.27	1081.87	1112.91	--	--	--
1/6/2017	940.82	1012.23	918.00	1083.12	989.96	915.93	1020.24	970.93	993.63	1047.76	933.26	937.56	1025.08	1056.28	1081.94	1112.98	--	--	--
2/15/2017	952.18	1012.31	920.07	1083.07	989.96	916.43	1020.23	971.05	993.75	1047.86	946.05	948.52	--	--	--	1112.97	--	--	--
3/15/2017	949.69	1012.25	920.03	1083.15	990.04	915.66	1020.22	971.08	993.74	1047.86	944.27	945.44	--	--	--	1113.02	--	--	--
4/13/2017	947.47	1012.14	919.96	1083.25	990.09	916.97	1020.16	971.04	993.74	1047.84	941.49	941.18	1025.15	1056.23	1081.96	1113.10	--	--	--
5/18/2017	945.12	1012.24	919.11	1083.28	990.20	916.93	1020.22	971.10	993.80	1047.92	939.18	938.42	1025.19	1056.29	1081.99	1113.18	--	--	--
6/23/2017	942.97	1012.08	921.04	1083.27	990.15	917.04	1020.19	971.05	993.74	1047.96	937.05	936.01	1025.21	1056.28	1081.95	1113.17	--	--	--
7/7/2017	942.24	1012.16	921.18	1083.20	990.18	917.26	1020.17	971.14	993.86	1048.06	936.45	935.26	1025.24	1056.31	1081.93	1113.12	--	--	--
8/22/2017	940.02	1011.99	918.95	1083.21	990.08	917.17	1020.03	971.01	993.74	1048.01	934.29	933.10	1025.21	1056.10	1081.66	1113.26	--	--	--
9/9/2017	939.41	1011.95	918.50	1083.22	990.12	917.06	1020.03	970.99	993.72	1048.03	933.75	932.32	1025.17	1056.09	1081.60	1113.20	--	--	--
10/13/2017	938.09	1011.87	917.28	1083.20	990.09	916.78	1020.01	970.98	993.70	1048.08	932.59	931.29	1025.04	1056.03	1081.53	1113.07	--	--	--
11/24/2017	937.28	1011.81	916.86	1083.18	990.09	916.70	1019.98	970.95	993.69	1048.06	932.00	930.44	1025.00	1056.00	1081.48	1112.99	--	--	--
12/20/2017	936.35	1011.78	917.44	1083.24	990.03	916.48	1019.94	970.93	993.64	1048.12	931.20	930.50	1025.03	1055.98	1081.43	1113.11	--	--	--
1/12/2018	935.88	1011.74	918.21	1083.27	989.96	916.27	1019.90	970.90	993.60	1048.14	930.68	930.58	1025.08	1055.95	1081.40	1113.17	--	--	--
2/15/2018	935.54	1011.73	918.27	1083.29	989.95	916.24	1019.91	970.87	993.58	1048.19	930.24	930.76	1025.06	1055.96	1081.37	1113.13	--	--	--
3/16/2018	938.13	1011.70	918.54	1083.30	989.92	916.34	1019.94	970.92	993.60	1048.21	933.47	936.03	1025.09	1055.93	1081.36	1113.11	--	--	--
4/18/2018	945.92	1011.65	919.16	1083.39	990.16	916.64	1019.92	971.03	993.66	1048.47	941.08	941.60	1025.10	1055.94	1081.34	1113.17	--	--	--
7/10/2018	940.92	1011.43	917.91	1083.43	990.21	916.70	1019.95	971.05	993.68	1048.61	935.61	934.75	1024.89	1055.84	1081.03	1113.29	941.80	--	--
10/12/2018	936.72	1011.44	918.38	1083.53	990.28	916.54	1019.93	971.04	993.66	1048.74	931.78	930.48	1024.98	1055.83	1080.96	1113.44	937.48	--	--
1/25/2019	946.26	1011.26	919.86	1083.29	990.02	916.61	1019.64	970.95	993.60	1048.71	939.87	942.50	1024.87	1055.64	1080.69	1113.26	946.97	--	--
4/22/2019	952.12	1011.07	921.78	1083.49	990.25	917.53	1019.76	971.00	993.67	1048.83	946.80	946.77	1024.82	1055.59	1080.74	1113.45	953.08	--	--
7/5/2019	945.87	1010.96	918.88	1083.61	989.29	917.37	1019.65	970.92	993.56	1049.01	940.27	939.43	1024.76	1055.46	1080.51	1113.40	946.89	--	--
10/10/2019	940.29	1010.76	916.86	1083.63	989.91	916.61	1019.67	970.85	993.54	1049.26	934.98	933.87	1024.81	1055.44	1080.22	1113.71	941.23	--	--
1/10/2020	945.73	1010.69	919.93	1083.57	989.65	916.72	1019.41	970.75	993.22	1049.45	940.00	940.89	1024.64	1055.21	1080.17	1113.41	946.36	--	--
4/21/2020	953.03	1010.60	921.10	1083.60	989.96	917.33	1019.40	970.87	993.37	1050.39	947.99	948.95	1024.88	1055.19	1080.20	1113.61	953.80	--	--
7/16/2020	945.04	1010.57	920.37	1083.55	990.17	917.56	1019.47	970.98	993.38	1050.23	939.90	939.01	1024.96	1055.21	1080.07	1113.74	945.98	--	--
10/19/2020	939.22	1010.49	918.89	1083.62	990.19	917.36	1019.37	970.94	993.27	1050.61	934.24	933.03	1024.97	1055.19	1079.91	1113.67	940.11	--	--

APPENDIX B
GROUNDWATER ELEVATIONS
Chiquita Canyon Landfill

All elevations are in feet, relative to mean sea level.

Sample Date	DW-1	DW-3	DW-7	DW-8	DW-9	DW-12	DW-14	DW-15	DW-16	DW-17	DW-18	DW-21	DW-23	DW-24	DW-26	DW-28	DW-29	DW-30	DW-31
7/6/2021	932.05	1010.26	917.57	1083.68	990.39	917.19	1019.27	971.20	993.19	1051.16	928.77	927.13	1025.01	1055.18	1079.59	1113.69	932.58	--	--
10/18/2021	930.58	1010.21	918.65	1083.71	990.28	916.72	1019.28	971.30	993.31	1051.38	927.41	925.64	1024.91	1055.22	1079.50	1113.77	930.92	--	--
1/20/2022	942.05	1010.06	920.29	1083.77	990.24	916.90	1019.12	971.08	993.14	1051.35	937.12	939.01	1024.71	1055.08	1079.51	1113.68	942.23	--	--
4/20/2022	938.30	1010.06	919.09	1083.88	990.32	916.90	1019.20	971.33	993.35	1051.55	933.83	933.35	1024.72	1055.10	1079.47	1113.83	938.84	--	--
7/6/2022	934.57	1010.03	917.90	1083.86	990.28	916.56	1019.15	971.42	993.44	1051.62	930.93	929.48	1024.69	1055.01	1079.29	1113.80	935.24	--	--
10/20/2022	930.61	1009.89	917.21	1083.77	990.19	916.04	1018.93	971.37	993.37	1051.61	927.96	926.08	1024.65	1054.86	1079.03	1113.80	931.18	--	--
1/12/2023	938.16	1009.86	920.20	1083.80	990.30	917.05	1018.92	971.42	993.44	1051.70	933.92	932.38	--	--	--	1113.88	940.43	--	--
4/18/2023	940.49	1009.83	925.73	1083.84	990.40	918.16	1018.89	971.49	993.44	1051.76	934.44	934.11	1024.66	1054.79	--	1113.96	942.33	--	--
7/10/2023	936.30	1010.58	924.44	1084.04	990.63	919.22	1018.87	971.55	993.42	1052.46	931.66	930.58	1024.62	1054.76	1079.56	1113.94	937.38	--	--
10/20/2023	933.09	1011.16	924.64	1083.94	990.15	920.09	1018.86	971.49	993.26	1053.19	929.27	927.90	1024.60	1054.73	--	1113.94	933.83	--	--
1/11/2024	931.79	1011.47	925.14	1084.08	990.92	920.46	1019.04	--	993.27	1053.71	927.78	926.69	--	1054.84	1079.83	--	933.41	--	--
4/19/2024	933.97	1011.98	926.23	1084.03	991.14	921.42	1018.67	--	993.22	1054.10	929.13	928.83	1024.61	1054.73	--	1114.24	935.37	--	--
7/3/2024	933.16	1012.40	925.55	1084.08	991.26	921.85	1018.64	970.27	993.15	1054.68	929.04	928.36	1025.53	1054.68	1080.25	1114.01	934.28	--	--
10/21/2024	929.54	1013.20	925.21	1083.90	991.00	922.27	1018.40	970.43	993.10	1055.29	926.93	925.53	1025.73	1054.67	1080.27	1113.92	930.20	953.53	921.67
1/9/2025	927.56	1013.68	925.40	1085.92	991.15	922.69	1018.48	970.43	993.11	1055.62	925.64	924.03	1025.82	1054.80	1080.48	1114.04	927.95	953.66	920.46
4/21/2025	935.01	1014.27	925.14	1084.09	991.43	922.98	1018.65	970.55	993.28	1056.05	929.36	929.79	1026.09	1055.02	1080.90	1113.23	937.05	953.74	924.47
7/8/2025	931.39	1014.37	924.21	1083.90	991.23	922.69	1018.31	970.25	992.94	1055.94	927.74	926.56	1025.97	1054.70	1080.80	1114.01	932.30	953.64	922.01
10/20/2025	927.76	1014.64	924.08	1083.89	991.33	922.60	1018.24	970.27	992.94	1056.02	925.13	923.53	1026.05	1054.71	1080.90	1114.03	929.34	953.62	919.71
1/15/2026	933.24	1025.37	927.08	1083.99	991.46	923.12	1018.38	970.47	993.06	1056.30	928.63	929.06	--	--	--	1114.08	934.52	953.64	924.44
4/21/2026	934.72	1024.54	925.66	1084.08	991.66	923.20	1018.29	970.37	992.95	1056.34	930.82	930.01	1026.06	1054.65	1081.47	1114.19	936.07	953.64	924.71

APPENDIX B
GROUNDWATER ELEVATIONS
Chiquita Canyon Landfill

All elevations are in feet, relative to mean sea level.

Sample Date	DW-1	DW-3	DW-7	DW-8	DW-9	DW-12	DW-14	DW-15	DW-16	DW-17	DW-18	DW-21	DW-23	DW-24	DW-26	DW-28	DW-29	DW-30	DW-31
Most Recent Elevation Calculation:																			
4/21/2026																			
TOCE	984.31	1104.17	958.97	1265.13	1224.34	1027.57	1237.49	1111.16	1176.08	1197.59	989.38	990.16	1372.5	1289.92	1177.31	1447.15	983.82	1094.38	980.1
DTW	49.59	79.63	33.31	181.05	232.68	104.37	219.2	140.79	183.13	141.25	58.56	60.15	346.44	235.27	95.84	332.96	47.75	140.74	55.39
GWE	934.72	1024.54	925.66	1084.08	991.66	923.20	1018.29	970.37	992.95	1056.34	930.82	930.01	1026.06	1054.65	1081.47	1114.19	936.07	953.64	924.71

Notes:

-- = Not Measured
TOCE = Top of Casing Elevation
DTW = Depth to Water
GWE = Groundwater Elevation

APPENDIX B
GROUNDWATER ELEVATIONS
Chiquita Canyon Landfill

All elevations are in feet, relative to mean sea level.

Sample Date -	FP-01	PZ-3	PZ-4	PZ-5	PZ-6	PZ-7	GP-16	GP-17	GP-21	GP-22	GP-24	GP-25	GP-26
1/28/1986	--	--	--	--	--	--	--	--	--	--	--	--	--
4/2/1986	--	--	--	--	--	--	--	--	--	--	--	--	--
6/16/1986	--	--	--	--	--	--	--	--	--	--	--	--	--
9/10/1986	--	--	--	--	--	--	--	--	--	--	--	--	--
12/17/1986	--	--	--	--	--	--	--	--	--	--	--	--	--
3/24/1987	--	--	--	--	--	--	--	--	--	--	--	--	--
6/16/1987	--	--	--	--	--	--	--	--	--	--	--	--	--
9/17/1987	--	--	--	--	--	--	--	--	--	--	--	--	--
12/4/1987	--	--	--	--	--	--	--	--	--	--	--	--	--
3/18/1988	--	--	--	--	--	--	--	--	--	--	--	--	--
6/17/1988	--	--	--	--	--	--	--	--	--	--	--	--	--
9/15/1988	--	--	--	--	--	--	--	--	--	--	--	--	--
10/4/1988	--	--	--	--	--	--	--	--	--	--	--	--	--
12/5/1988	--	--	--	--	--	--	--	--	--	--	--	--	--
12/6/1988	--	--	--	--	--	--	--	--	--	--	--	--	--
12/7/1988	--	--	--	--	--	--	--	--	--	--	--	--	--
3/14/1989	--	--	--	--	--	--	--	--	--	--	--	--	--
6/8/1989	--	--	--	--	--	--	--	--	--	--	--	--	--
6/9/1989	--	--	--	--	--	--	--	--	--	--	--	--	--
8/1/1989	--	--	--	--	--	--	--	--	--	--	--	--	--
8/2/1989	--	--	--	--	--	--	--	--	--	--	--	--	--
8/3/1989	--	--	--	--	--	--	--	--	--	--	--	--	--
8/4/1989	--	--	--	--	--	--	--	--	--	--	--	--	--
9/28/1989	--	--	--	--	--	--	--	--	--	--	--	--	--
10/3/1989	--	--	--	--	--	--	--	--	--	--	--	--	--
10/4/1989	--	--	--	--	--	--	--	--	--	--	--	--	--
10/6/1989	--	--	--	--	--	--	--	--	--	--	--	--	--
1/29/1990	--	--	--	--	--	--	--	--	--	--	--	--	--
1/30/1990	--	--	--	--	--	--	--	--	--	--	--	--	--
1/31/1990	--	--	--	--	--	--	--	--	--	--	--	--	--
2/27/1990	--	--	--	--	--	--	--	--	--	--	--	--	--
3/14/1990	--	--	--	--	--	--	--	--	--	--	--	--	--
4/11/1990	--	--	--	--	--	--	--	--	--	--	--	--	--
4/12/1990	--	--	--	--	--	--	--	--	--	--	--	--	--

APPENDIX B
GROUNDWATER ELEVATIONS
Chiquita Canyon Landfill

All elevations are in feet, relative to mean sea level.

Sample Date -	FP-01	PZ-3	PZ-4	PZ-5	PZ-6	PZ-7	GP-16	GP-17	GP-21	GP-22	GP-24	GP-25	GP-26
4/13/1990	--	--	--	--	--	--	--	--	--	--	--	--	--
5/16/1990	--	--	--	--	--	--	--	--	--	--	--	--	--
6/19/1990	--	--	--	--	--	--	--	--	--	--	--	--	--
7/11/1990	--	--	--	--	--	--	--	--	--	--	--	--	--
8/17/1990	--	--	--	--	--	--	--	--	--	--	--	--	--
9/17/1990	--	--	--	--	--	--	--	--	--	--	--	--	--
10/16/1990	--	--	--	--	--	--	--	--	--	--	--	--	--
10/17/1990	--	--	--	--	--	--	--	--	--	--	--	--	--
10/18/1990	--	--	--	--	--	--	--	--	--	--	--	--	--
12/15/1990	--	--	--	--	--	--	--	--	--	--	--	--	--
1/21/1991	--	--	--	--	--	--	--	--	--	--	--	--	--
1/22/1991	--	--	--	--	--	--	--	--	--	--	--	--	--
1/23/1991	--	--	--	--	--	--	--	--	--	--	--	--	--
2/6/1991	--	--	--	--	--	--	--	--	--	--	--	--	--
2/19/1991	--	--	--	--	--	--	--	--	--	--	--	--	--
4/8/1991	--	--	--	--	--	--	--	--	--	--	--	--	--
4/23/1991	--	--	--	--	--	--	--	--	--	--	--	--	--
5/18/1991	--	--	--	--	--	--	--	--	--	--	--	--	--
6/20/1991	--	--	--	--	--	--	--	--	--	--	--	--	--
7/22/1991	--	--	--	--	--	--	--	--	--	--	--	--	--
8/1/1991	--	--	--	--	--	--	--	--	--	--	--	--	--
8/2/1991	--	--	--	--	--	--	--	--	--	--	--	--	--
9/17/1991	--	--	--	--	--	--	--	--	--	--	--	--	--
10/21/1991	--	--	--	--	--	--	--	--	--	--	--	--	--
10/22/1991	--	--	--	--	--	--	--	--	--	--	--	--	--
1/28/1992	--	--	--	--	--	--	--	--	--	--	--	--	--
3/3/1992	--	--	--	--	--	--	--	--	--	--	--	--	--
3/16/1992	--	--	--	--	--	--	--	--	--	--	--	--	--
4/20/1992	--	--	--	--	--	--	--	--	--	--	--	--	--
6/16/1992	--	--	--	--	--	--	--	--	--	--	--	--	--
7/20/1992	--	--	--	--	--	--	--	--	--	--	--	--	--
8/14/1992	--	--	--	--	--	--	--	--	--	--	--	--	--
9/23/1992	--	--	--	--	--	--	--	--	--	--	--	--	--
10/19/1992	--	--	--	--	--	--	--	--	--	--	--	--	--

APPENDIX B
GROUNDWATER ELEVATIONS
Chiquita Canyon Landfill

All elevations are in feet, relative to mean sea level.

Sample Date -	FP-01	PZ-3	PZ-4	PZ-5	PZ-6	PZ-7	GP-16	GP-17	GP-21	GP-22	GP-24	GP-25	GP-26
11/16/1992	--	--	--	--	--	--	--	--	--	--	--	--	--
12/16/1992	--	--	--	--	--	--	--	--	--	--	--	--	--
1/19/1993	--	--	--	--	--	--	--	--	--	--	--	--	--
3/16/1993	--	--	--	--	--	--	--	--	--	--	--	--	--
3/24/1993	--	--	--	--	--	--	--	--	--	--	--	--	--
4/19/1993	--	--	--	--	--	--	--	--	--	--	--	--	--
5/18/1993	--	--	--	--	--	--	--	--	--	--	--	--	--
6/15/1993	--	--	--	--	--	--	--	--	--	--	--	--	--
7/19/1993	--	--	--	--	--	--	--	--	--	--	--	--	--
8/17/1993	--	--	--	--	--	--	--	--	--	--	--	--	--
9/16/1993	--	--	--	--	--	--	--	--	--	--	--	--	--
10/18/1993	--	--	--	--	--	--	--	--	--	--	--	--	--
11/16/1993	--	--	--	--	--	--	--	--	--	--	--	--	--
12/16/1993	--	--	--	--	--	--	--	--	--	--	--	--	--
1/31/1994	--	--	--	--	--	--	--	--	--	--	--	--	--
2/16/1994	--	--	--	--	--	--	--	--	--	--	--	--	--
3/16/1994	--	--	--	--	--	--	--	--	--	--	--	--	--
4/18/1994	--	--	--	--	--	--	--	--	--	--	--	--	--
4/19/1994	--	--	--	--	--	--	--	--	--	--	--	--	--
5/18/1994	--	--	--	--	--	--	--	--	--	--	--	--	--
7/18/1994	--	--	--	--	--	--	--	--	--	--	--	--	--
10/10/1994	--	--	--	--	--	--	--	--	--	--	--	--	--
12/7/1994	--	--	--	--	--	--	--	--	--	--	--	--	--
1/5/1995	--	--	--	--	--	--	--	--	--	--	--	--	--
2/3/1995	--	--	--	--	--	--	--	--	--	--	--	--	--
2/10/1995	--	--	--	--	--	--	--	--	--	--	--	--	--
4/17/1995	--	--	--	--	--	--	--	--	--	--	--	--	--
7/12/1995	--	--	--	--	--	--	--	--	--	--	--	--	--
10/11/1995	--	--	--	--	--	--	--	--	--	--	--	--	--
10/12/1995	--	--	--	--	--	--	--	--	--	--	--	--	--
1/9/1996	--	--	--	--	--	--	--	--	--	--	--	--	--
2/13/1996	--	1036.77	1000.31	--	--	--	--	--	--	--	--	--	--
2/14/1996	--	--	--	--	--	--	--	--	--	--	--	--	--
4/8/1996	--	1036.72	1000.31	--	--	--	--	--	--	--	--	--	--

APPENDIX B
GROUNDWATER ELEVATIONS
Chiquita Canyon Landfill

All elevations are in feet, relative to mean sea level.

Sample Date -	FP-01	PZ-3	PZ-4	PZ-5	PZ-6	PZ-7	GP-16	GP-17	GP-21	GP-22	GP-24	GP-25	GP-26
5/24/1996	--	--	--	--	--	--	--	--	--	--	--	--	--
7/8/1996	--	1036.60	1000.21	--	--	--	--	--	--	--	--	--	--
10/9/1996	--	1036.31	1000.06	--	--	--	--	--	--	--	--	--	--
1/29/1997	--	1036.15	1000.07	--	--	--	--	--	--	--	--	--	--
4/8/1997	--	1036.05	999.96	--	--	--	--	--	--	--	--	--	--
4/11/1997	--	--	999.97	--	--	--	--	--	--	--	--	--	--
7/7/1997	--	1035.97	999.91	--	--	--	--	--	--	--	--	--	--
10/7/1997	--	1035.62	999.83	--	--	--	--	--	--	--	--	--	--
1/19/1998	--	1035.45	999.76	--	--	--	--	--	--	--	--	--	--
4/22/1998	--	1035.81	999.43	--	--	--	--	--	--	--	--	--	--
7/22/1998	--	1036.57	999.58	--	--	--	--	--	--	--	--	--	--
10/19/1998	--	1041.28	999.58	--	--	--	--	--	--	--	--	--	--
1/22/1999	--	1041.09	999.10	--	--	--	--	--	--	--	--	--	--
4/16/1999	--	1037.72	999.61	--	--	--	--	--	--	--	--	--	--
7/26/1999	--	1036.77	999.51	--	--	--	--	--	--	--	--	--	--
7/29/1999	--	--	--	--	--	--	--	--	--	--	--	--	--
10/19/1999	--	1037.62	998.91	--	--	--	--	--	--	--	--	--	--
1/24/2000	--	--	--	--	--	--	--	--	--	--	--	--	--
1/25/2000	--	--	--	--	--	--	--	--	--	--	--	--	--
2/2/2000	--	1037.62	--	--	--	--	--	--	--	--	--	--	--
2/3/2000	--	--	999.31	--	--	--	--	--	--	--	--	--	--
5/1/2000	--	1037.82	999.60	--	--	--	--	--	--	--	--	--	--
7/21/2000	--	1037.61	999.45	--	--	--	--	--	--	--	--	--	--
10/19/2000	--	1037.44	999.44	--	--	--	--	--	--	--	--	--	--
1/22/2001	--	1037.27	999.44	--	--	--	--	--	--	--	--	--	--
4/16/2001	--	1037.12	999.64	--	--	--	--	--	--	--	--	--	--
7/13/2001	--	1036.90	999.58	--	--	--	--	--	--	--	--	--	--
10/5/2001	--	1036.65	996.63	--	--	--	--	--	--	--	--	--	--
1/18/2002	--	1036.49	999.82	--	--	--	--	--	--	--	--	--	--
4/5/2002	--	1036.30	999.87	--	--	--	--	--	--	--	--	--	--
7/8/2002	--	1039.72	1002.48	--	--	--	--	--	--	--	--	--	--
10/7/2002	--	1038.44	1002.54	--	--	--	--	--	--	--	--	--	--
1/13/2003	--	1038.25	1002.51	--	--	--	--	--	--	--	--	--	--
4/7/2003	--	1037.88	1002.38	--	--	--	--	--	--	--	--	--	--

APPENDIX B
GROUNDWATER ELEVATIONS
Chiquita Canyon Landfill

All elevations are in feet, relative to mean sea level.

Sample Date -	FP-01	PZ-3	PZ-4	PZ-5	PZ-6	PZ-7	GP-16	GP-17	GP-21	GP-22	GP-24	GP-25	GP-26
7/15/2003	--	1037.73	1002.47	--	--	--	--	--	--	--	--	--	--
7/23/2003	--	--	--	--	--	--	--	--	--	--	--	--	--
9/11/2003	--	--	--	--	--	--	--	--	--	--	--	--	--
10/13/2003	--	1037.52	1002.50	--	--	--	--	--	--	--	--	--	--
1/12/2004	--	1037.34	1002.44	--	--	--	--	--	--	--	--	--	--
1/15/2004	--	--	--	--	--	--	--	--	--	--	--	--	--
4/19/2004	--	1037.13	1002.47	--	--	--	--	--	--	--	--	--	--
7/9/2004	--	1037.04	1002.57	--	--	--	--	--	--	--	--	--	--
10/6/2004	--	1036.86	1002.57	--	--	--	--	--	--	--	--	--	--
11/10/2004	--	1036.75	1002.59	--	--	--	--	--	--	--	--	--	--
12/3/2004	--	--	--	1137.00	1099.60	--	--	--	--	--	--	--	--
12/7/2004	--	--	--	1135.67	1094.85	--	--	--	--	--	--	--	--
12/9/2004	--	1036.62	1002.52	1134.30	1096.65	--	--	--	--	--	--	--	--
12/15/2004	--	--	--	--	--	1072.29	--	--	--	--	--	--	--
12/16/2004	--	--	--	--	--	--	--	--	--	--	--	--	--
12/23/2004	--	--	--	--	--	--	--	--	--	--	--	--	--
12/30/2004	--	--	--	--	--	--	--	--	--	--	--	--	--
1/6/2005	--	--	--	--	--	--	--	--	--	--	--	--	--
1/14/2005	--	1036.72	1002.71	1139.01	1097.90	1071.87	--	--	--	--	--	--	--
1/21/2005	--	--	--	--	--	--	--	--	--	--	--	--	--
1/28/2005	--	--	--	--	--	--	--	--	--	--	--	--	--
2/4/2005	--	--	--	--	--	--	--	--	--	--	--	--	--
2/10/2005	--	1037.04	1002.74	1138.72	1098.02	1075.22	--	--	--	--	--	--	--
2/18/2005	--	--	--	--	--	--	--	--	--	--	--	--	--
2/25/2005	--	--	--	--	--	--	--	--	--	--	--	--	--
3/4/2005	--	--	--	--	--	--	--	--	--	--	--	--	--
3/11/2005	--	1037.43	1002.69	1138.92	1098.40	1076.84	--	--	--	--	--	--	--
3/18/2005	--	--	--	--	--	--	--	--	--	--	--	--	--
3/25/2005	--	--	--	--	--	--	--	--	--	--	--	--	--
4/1/2005	--	--	--	--	--	--	--	--	--	--	--	--	--
4/8/2005	--	--	--	--	--	--	--	--	--	--	--	--	--
4/15/2005	--	--	--	--	--	--	--	--	--	--	--	--	--
4/20/2005	--	1041.98	1002.67	1138.77	1100.01	1077.57	--	--	--	--	--	--	--
4/28/2005	--	--	--	--	--	--	--	--	--	--	--	--	--

APPENDIX B
GROUNDWATER ELEVATIONS
Chiquita Canyon Landfill

All elevations are in feet, relative to mean sea level.

Sample Date -	FP-01	PZ-3	PZ-4	PZ-5	PZ-6	PZ-7	GP-16	GP-17	GP-21	GP-22	GP-24	GP-25	GP-26
5/6/2005	--	--	--	--	--	--	--	--	--	--	--	--	--
5/17/2005	--	1038.37	1002.74	1138.48	1102.14	1078.13	--	--	--	--	--	--	--
5/20/2005	--	--	--	--	--	--	--	--	--	--	--	--	--
5/27/2005	--	--	--	--	--	--	--	--	--	--	--	--	--
6/3/2005	--	--	--	--	--	--	--	--	--	--	--	--	--
6/10/2005	--	1038.68	1002.82	1138.76	1104.04	1078.59	--	--	--	--	--	--	--
7/8/2005	--	1039.01	1002.82	1138.67	1105.99	1079.07	--	--	--	--	--	--	--
7/15/2005	--	--	--	--	--	--	--	--	--	--	--	--	--
8/9/2005	--	1039.37	1002.87	1138.62	1107.84	1079.57	--	--	--	--	--	--	--
9/9/2005	--	1039.70	1002.91	1138.62	1109.00	1079.99	--	--	--	--	--	--	--
10/14/2005	--	1040.10	1003.06	1138.62	1109.72	1080.39	--	--	--	--	--	--	--
11/21/2005	--	1040.37	1003.04	1138.52	1110.20	1080.66	--	--	--	--	--	--	--
12/9/2005	--	1040.54	1003.09	1138.57	1110.27	1080.80	--	--	--	--	--	--	--
1/13/2006	--	1040.86	1003.23	1138.71	1110.50	1081.17	--	--	--	--	--	--	--
2/10/2006	--	1040.93	1003.09	1138.67	1110.41	1081.32	--	--	--	--	--	--	--
3/9/2006	--	1041.26	1003.36	1138.69	1110.81	1081.65	--	--	--	--	--	--	--
4/24/2006	--	1041.44	1003.32	1138.90	1110.40	1082.02	--	--	--	--	--	--	--
5/10/2006	--	1041.52	1003.34	1138.79	1110.27	1082.04	--	--	--	--	--	--	--
6/13/2006	--	1041.63	1003.36	1138.80	1109.93	1082.14	--	--	--	--	--	--	--
7/6/2006	--	1041.76	1003.48	1138.74	1109.74	1082.13	--	--	--	--	--	--	--
8/9/2006	--	1041.84	1003.51	1138.70	1109.45	1082.26	--	--	--	--	--	--	--
9/8/2006	--	--	1003.48	1138.81	1109.19	1082.38	--	--	--	--	--	--	--
10/9/2006	--	1041.95	1003.52	1138.73	1108.84	1082.55	--	--	--	--	--	--	--
11/14/2006	--	1041.98	1003.65	1138.77	1108.49	1082.68	--	--	--	--	--	--	--
12/7/2006	--	1041.97	1003.66	1138.72	1108.27	1082.72	--	--	--	--	--	--	--
1/15/2007	--	1041.88	1003.64	1138.73	1107.89	1082.87	--	--	--	--	--	--	--
2/21/2007	--	1041.60	1003.79	1138.88	1107.83	1083.07	--	--	--	--	--	--	--
3/14/2007	--	1041.99	1003.78	1138.86	1107.69	1083.13	--	--	--	--	--	--	--
4/17/2007	--	1041.91	1003.78	1138.93	1107.38	1083.25	--	--	--	--	--	--	--
5/11/2007	--	1041.96	1003.91	1138.95	1107.25	1083.34	--	--	--	--	--	--	--
6/8/2007	--	1041.99	1003.96	1139.01	1107.14	1083.41	--	--	--	--	--	--	--
7/7/2007	--	1041.91	1003.98	1139.02	1106.88	1083.44	--	--	--	--	--	--	--
8/10/2007	--	1041.85	1004.00	1138.99	1106.55	1083.46	--	--	--	--	--	--	--
9/10/2007	--	1041.76	1004.01	1139.05	1106.29	1083.62	--	--	--	--	--	--	--

APPENDIX B
GROUNDWATER ELEVATIONS
Chiquita Canyon Landfill

All elevations are in feet, relative to mean sea level.

Sample Date -	FP-01	PZ-3	PZ-4	PZ-5	PZ-6	PZ-7	GP-16	GP-17	GP-21	GP-22	GP-24	GP-25	GP-26
10/12/2007	--	1041.76	1004.11	1139.03	1106.13	1083.66	--	--	--	--	--	--	--
11/8/2007	--	1041.65	1004.08	1138.95	1105.77	1083.69	--	--	--	--	--	--	--
12/14/2007	--	1041.52	1004.15	1139.06	1105.64	1083.82	--	--	--	--	--	--	--
1/15/2008	--	1040.62	1004.29	1139.19	1105.49	1083.99	--	--	--	--	--	--	--
2/26/2008	--	1041.48	1004.21	1139.27	1105.30	1084.19	--	--	--	--	--	--	--
3/18/2008	--	1041.47	1004.23	1139.17	1105.10	1084.10	--	--	--	--	--	--	--
4/8/2008	--	1041.53	1004.35	1139.16	1105.03	1084.02	--	--	--	--	--	--	--
5/9/2008	--	1041.43	1004.35	1139.16	1104.73	1084.00	--	--	--	--	--	--	--
6/17/2008	--	1041.33	1004.36	1139.21	1104.42	1084.04	--	--	--	--	--	--	--
7/9/2008	--	1041.32	1004.37	1139.25	1104.35	1084.03	--	--	--	--	--	--	--
8/13/2008	--	1041.28	1004.47	1139.22	1104.09	1084.10	--	--	--	--	--	--	--
9/10/2008	--	1041.17	1004.48	1139.26	1103.87	1084.18	--	--	--	--	--	--	--
10/13/2008	--	1040.97	1004.41	1139.17	1103.41	1084.11	--	--	--	--	--	--	--
11/14/2008	--	1041.02	1004.60	1139.17	1103.32	1084.02	--	--	--	--	--	--	--
12/19/2008	--	1040.86	1004.57	1139.26	1103.09	1084.15	--	--	--	--	--	--	--
1/9/2009	--	1040.87	1004.60	1139.24	1103.02	1083.91	--	--	--	--	--	--	--
2/12/2009	--	1040.81	1004.69	1139.36	1102.90	1084.10	--	--	--	--	--	--	--
3/10/2009	--	1040.78	1004.75	1139.36	1102.85	1084.17	--	--	--	--	--	--	--
4/13/2009	--	1040.75	1004.85	1139.37	1102.65	1084.14	--	--	--	--	--	--	--
5/12/2009	--	1040.66	1004.85	1139.36	1102.48	1083.92	--	--	--	--	--	--	--
6/15/2009	--	1040.54	1004.86	1139.37	1102.20	1083.89	--	--	--	--	--	--	--
7/10/2009	--	1040.47	1004.88	1139.44	1102.06	1083.87	--	--	--	--	--	--	--
8/14/2009	--	1040.38	1004.90	1139.35	1101.81	1083.73	--	--	--	--	--	--	--
9/16/2009	--	1040.36	1005.04	1139.41	1101.69	1083.77	1002.74	999.90	989.97	1037.56	1058.92	1136.23	--
10/19/2009	--	1040.22	1005.04	1139.51	1101.54	1083.68	1002.90	999.91	989.78	1036.39	1058.69	1136.45	--
11/13/2009	--	1040.19	1005.06	1139.41	1101.45	1083.53	1003.00	999.96	989.78	1036.30	1058.68	1136.64	--
12/15/2009	--	1039.96	1005.05	1139.53	1101.14	1083.62	1002.88	999.88	989.27	1036.50	1058.26	1136.42	--
1/9/2010	--	1040.02	1005.20	1139.42	1101.11	1083.49	1002.94	999.91	989.35	1036.50	1058.26	1136.55	--
1/11/2010	--	--	--	--	--	--	--	--	--	--	--	--	--
2/17/2010	--	1039.92	1005.27	1139.66	1101.13	1083.60	1002.97	999.95	989.21	1036.77	1058.15	1136.74	--
3/16/2010	--	1039.75	1005.24	1139.54	1100.88	1083.51	1002.93	999.91	988.97	1036.87	1057.99	1136.59	--
4/13/2010	--	1039.77	1005.31	1139.55	1100.86	1084.02	1002.99	999.97	989.05	1037.00	1058.10	1136.91	--
5/13/2010	--	1039.76	1005.45	1139.52	1100.72	1083.95	1003.04	1000.02	988.97	1037.10	1058.04	1137.00	--
6/9/2010	--	1039.60	1005.41	1139.54	1100.46	1083.83	1003.00	999.96	988.77	1037.24	1057.87	1136.96	--

APPENDIX B
GROUNDWATER ELEVATIONS
Chiquita Canyon Landfill

All elevations are in feet, relative to mean sea level.

Sample Date -	FP-01	PZ-3	PZ-4	PZ-5	PZ-6	PZ-7	GP-16	GP-17	GP-21	GP-22	GP-24	GP-25	GP-26
7/6/2010	--	1039.59	1005.55	1139.61	1100.38	1083.88	1002.90	999.94	988.61	1037.28	1057.81	1137.09	--
8/12/2010	--	1039.49	1005.58	1139.60	1100.17	1083.76	1003.23	1000.16	988.71	1037.70	1057.68	1135.09	1163.06
9/16/2010	--	1039.38	1005.63	1139.55	1099.92	1083.59	1003.24	1000.16	988.57	1037.78	1057.52	1137.09	1162.97
10/15/2010	--	1039.21	1005.53	1139.47	1099.68	1083.36	1002.97	999.95	988.28	1037.59	1057.31	1136.97	1162.85
11/12/2010	--	1039.05	1005.45	1139.40	1100.33	1083.33	1002.95	999.89	988.07	1037.85	1057.05	1136.84	1162.64
12/8/2010	--	1039.06	1005.61	1139.47	1099.40	1083.20	1003.03	999.95	988.10	1037.63	1057.08	1136.95	1162.83
1/11/2011	--	1038.99	1005.57	1139.73	1099.48	1083.43	1002.98	999.91	988.01	1037.84	1056.88	1137.00	1162.85
2/15/2011	--	1038.99	1005.78	1139.62	1099.37	1083.18	1003.24	1000.11	988.08	1037.82	1056.85	1137.14	1162.93
3/15/2011	--	1038.92	1005.83	1139.70	1099.34	1083.13	1003.25	1000.14	988.05	1038.20	1056.73	1137.22	1163.03
4/15/2011	--	1038.89	1005.87	1139.80	1099.29	1083.13	1003.25	1000.14	987.95	1038.35	1056.63	1137.20	1163.09
5/12/2011	--	1038.80	1005.83	1139.74	1099.16	1082.93	1003.27	1000.10	987.93	1038.47	1056.61	1137.33	1163.17
6/16/2011	--	1038.76	1005.93	1139.80	1099.09	1082.72	1003.29	1000.14	987.91	1038.60	1056.63	1137.47	1163.23
7/11/2011	--	1038.66	1005.76	1139.81	1098.89	1082.68	1003.25	1000.14	987.81	1038.75	1056.48	1137.44	1163.20
8/17/2011	--	1038.61	1005.91	1139.82	1098.70	1082.49	1003.27	1000.15	987.77	1038.82	1056.36	1137.41	1162.92
9/16/2011	--	1038.53	1005.85	1139.73	1098.53	1082.23	1003.17	1000.07	987.53	1038.91	1056.34	1137.44	1163.07
10/17/2011	--	1038.45	1005.91	1139.74	1098.40	1082.19	1003.03	999.97	987.47	1038.97	1056.17	1136.86	1163.00
1/6/2012	--	1038.26	1006.01	1139.67	1098.21	1081.68	1003.09	1000.00	987.45	1038.98	1056.24	1137.32	1163.25
2/16/2012	--	1038.13	1005.91	1139.76	1098.19	1081.67	1003.08	999.92	987.34	1039.23	1056.12	1137.41	1163.28
3/15/2012	--	1038.28	1006.19	1139.77	1098.05	1081.55	1003.04	999.96	987.37	1039.09	1056.13	1137.41	1163.01
4/17/2012	--	1038.08	1006.34	1139.96	1098.09	1081.62	1003.23	999.97	987.19	1039.40	1056.13	1137.48	1163.06
5/17/2012	--	1037.98	1006.37	1139.88	1098.00	1081.48	1003.09	1000.05	987.29	1039.65	1056.18	1137.40	1163.28
6/15/2012	--	1037.92	1006.38	1139.91	1097.85	1081.27	1003.07	999.99	987.22	1039.18	1056.08	1137.61	1163.34
7/6/2012	--	1037.81	1006.34	1139.65	1097.68	1081.14	1002.89	999.86	987.16	1039.16	1055.98	1137.47	1163.41
8/16/2012	--	1037.76	1006.36	1139.91	1097.61	1081.02	1002.97	1000.02	987.15	1039.99	1055.92	1137.61	1163.26
9/13/2012	--	1037.65	1006.32	1139.83	1097.45	1080.84	1003.01	999.86	987.05	1039.81	1055.74	1137.46	1163.15
10/15/2012	--	1037.67	1006.45	1139.78	1097.47	1080.67	1003.06	999.89	986.99	1039.84	1055.78	1137.45	1163.21
11/15/2012	--	1037.52	1006.35	1139.78	1097.27	1080.46	1003.04	999.86	986.94	1039.81	1055.62	1137.44	1163.09
12/20/2012	--	1037.45	1006.39	1139.86	1097.17	1080.43	1002.97	999.80	986.77	1039.89	1055.38	1137.31	1163.02
1/4/2013	--	1037.35	1006.29	1139.80	1097.08	1080.32	1003.01	999.82	986.82	1039.95	1055.33	1137.35	1163.05
2/14/2013	--	1037.32	1006.42	1139.83	1097.03	1080.14	1003.00	999.87	986.75	1040.14	1055.31	1137.42	1163.06
3/7/2013	--	1037.33	1006.50	1139.87	1097.09	1080.06	1003.07	999.89	986.89	1040.16	1052.34	1137.58	1163.22
4/10/2013	--	1037.23	1006.47	1139.93	1096.96	1080.11	1003.06	999.87	986.84	1040.56	1055.11	1137.68	1163.19
5/15/2013	--	1037.18	1006.56	1139.93	1096.87	1079.86	1003.09	999.89	986.78	1040.44	1055.07	1137.57	1163.39
6/13/2013	--	1037.11	1006.58	1140.03	1096.79	1079.78	1003.08	999.91	986.72	1040.68	1055.01	1137.61	1163.27

APPENDIX B
GROUNDWATER ELEVATIONS
Chiquita Canyon Landfill

All elevations are in feet, relative to mean sea level.

Sample Date -	FP-01	PZ-3	PZ-4	PZ-5	PZ-6	PZ-7	GP-16	GP-17	GP-21	GP-22	GP-24	GP-25	GP-26
7/12/2013	--	1037.09	1006.72	1140.01	1096.74	1079.65	1003.10	999.93	986.69	1040.95	1055.03	1137.94	1163.47
8/14/2013	--	1037.02	1006.73	1139.99	1096.66	1079.50	1003.32	999.95	986.70	1040.79	1054.86	1137.63	1163.46
9/20/2013	--	1037.04	1006.92	1140.15	1096.69	1079.51	1003.32	1000.13	986.84	1041.14	1054.85	1137.85	1163.49
10/11/2013	--	1036.99	1006.97	1140.09	1096.52	1079.36	1003.30	1000.09	986.77	1041.18	1054.75	1137.69	1163.38
11/18/2013	--	1036.88	1006.97	1140.04	1096.41	1079.18	1003.27	1000.07	986.65	1041.10	1054.61	1137.67	1163.24
12/12/2013	--	1036.87	1007.04	1139.97	1096.30	1079.03	1003.28	1000.05	986.62	1041.03	1054.54	1137.60	1163.15
1/10/2014	--	1036.83	1007.07	1139.99	1096.39	1078.93	1003.30	1000.06	986.68	1041.27	1054.51	1137.66	1163.24
2/19/2014	--	1036.73	1007.02	1140.07	1096.31	1078.78	1003.32	1000.13	986.65	1041.39	1054.44	1137.76	1163.33
3/14/2014	--	1036.65	1006.95	1140.22	1096.25	1078.86	1003.30	1000.09	986.61	1041.49	1054.29	1137.70	1163.35
4/11/2014	--	1036.65	1007.07	1140.19	1096.32	1078.68	1003.33	1000.16	986.64	1041.62	1054.33	1137.78	1163.35
5/19/2014	--	1036.55	1007.00	1140.16	1096.12	1078.46	1003.40	1000.15	986.66	1041.61	1054.21	1137.83	1163.42
6/20/2014	--	1036.47	1006.94	1140.16	1096.02	1078.34	1003.37	1000.15	986.57	1041.70	1054.10	1137.79	1163.39
7/14/2014	--	1036.42	1006.87	1140.13	1095.89	1078.18	1003.36	1000.14	986.51	1041.90	1053.94	1137.67	1163.38
8/18/2014	--	1036.41	1006.90	1140.12	1096.48	1078.04	1003.36	1000.13	986.51	1042.01	1053.98	1137.70	1163.39
9/15/2014	--	1036.33	1006.88	1140.19	1096.36	1078.00	1003.00	1000.10	986.62	1042.04	1053.89	1137.73	1163.36
10/13/2014	--	1036.25	1006.77	1140.15	1096.01	1077.81	1003.30	1000.11	986.41	1042.17	1053.73	1137.54	1163.26
11/17/2014	--	1036.15	1006.73	1140.09	1095.82	1077.63	1003.31	1000.11	986.27	1042.15	1053.58	1137.39	1163.03
12/15/2014	--	1036.19	1006.80	1140.24	1095.97	1077.70	1003.41	1000.15	986.37	1042.25	1053.64	1137.55	1163.05
1/5/2015	--	1036.05	1006.65	1140.09	1095.72	1077.51	1003.27	1000.05	986.21	1041.98	1053.43	1137.33	1163.00
2/16/2015	--	1036.04	1006.68	1140.12	1095.80	1077.35	1003.37	1000.17	980.41	1042.13	1053.47	1137.59	1163.33
3/20/2015	--	1035.94	1006.59	1140.10	1095.58	1077.22	1003.23	1000.10	986.29	1042.28	1053.31	1137.53	1163.14
4/13/2015	--	1035.87	1006.53	1140.07	1095.49	1077.09	1003.26	1000.11	986.27	1042.33	1053.24	1137.55	1163.09
5/20/2015	--	1035.85	1006.55	1140.08	1095.37	1076.93	1003.31	1000.15	986.22	1042.48	1053.23	1137.59	1163.04
6/18/2015	--	1035.76	1006.48	1140.10	1095.28	1076.88	1003.27	1000.15	986.22	1042.61	1053.11	1137.62	1163.03
7/7/2015	--	1035.70	1006.45	1140.12	1095.18	1076.72	1003.28	1000.15	986.19	1042.80	1053.02	1137.50	1163.00
8/17/2015	--	1035.64	1006.40	1140.18	1095.14	1076.61	1003.49	1000.19	986.17	1042.72	1053.00	1137.65	1162.96
9/22/2015	--	1035.58	1006.35	1140.19	1095.07	1076.46	1003.30	1000.17	986.17	1042.81	1052.88	1137.60	1162.94
10/13/2015	--	1035.52	1006.27	1140.12	1094.91	1076.36	1003.26	1000.13	986.11	1042.77	1052.75	1137.46	1162.77
11/13/2015	--	1035.52	1006.33	1140.11	1094.88	1076.16	1003.31	1000.15	986.10	1042.73	1052.76	1137.44	1162.90
12/23/2015	--	1035.47	1006.31	1140.17	1094.93	1076.05	1003.35	1000.24	986.24	1042.87	1052.78	1137.69	1162.92
1/8/2016	--	1035.32	1006.17	1140.20	1094.83	1076.08	1003.25	1000.13	986.13	1042.87	1052.60	1137.57	1162.97
2/12/2016	--	1035.32	1005.82	1140.12	1094.75	1075.87	1003.27	1000.13	986.08	1042.77	1052.54	1137.42	1162.83
3/23/2016	--	1035.21	1005.95	1140.15	1094.62	1075.74	1003.15	1000.12	985.96	1042.94	1052.38	1137.45	1162.87
4/11/2016	--	1035.13	1005.99	1140.19	1094.59	1075.68	1003.21	1000.13	986.01	1043.01	1052.32	1137.49	1162.87

APPENDIX B
GROUNDWATER ELEVATIONS
Chiquita Canyon Landfill

All elevations are in feet, relative to mean sea level.

Sample Date -	FP-01	PZ-3	PZ-4	PZ-5	PZ-6	PZ-7	GP-16	GP-17	GP-21	GP-22	GP-24	GP-25	GP-26
5/19/2016	--	1035.07	1006.05	1140.25	1094.54	1075.49	1003.25	1000.18	985.99	1043.13	1062.29	1137.57	1162.99
6/14/2016	--	1035.04	1006.03	1140.23	1094.45	1075.40	1003.24	1000.19	985.91	1043.18	1052.23	1137.50	1162.98
7/7/2016	--	1034.97	1005.97	1140.20	1094.38	1075.28	1003.45	1000.17	985.93	1043.54	1052.18	1137.49	1162.94
8/22/2016	--	1034.86	1005.85	1140.20	1094.28	1075.09	1003.25	1000.16	985.93	1043.30	1052.03	1137.49	1162.88
9/15/2016	--	1034.79	1005.81	1140.17	1094.13	1074.91	1003.27	1000.14	985.99	1043.31	1051.98	1137.47	1162.87
10/18/2016	--	1034.74	1005.76	1140.16	1094.06	1074.82	1003.26	1000.14	985.91	1043.31	1051.90	1137.44	1162.84
11/18/2016	--	1034.65	1005.63	1140.09	1094.00	1074.67	1003.23	1000.12	985.87	1043.30	1051.81	1137.35	1162.64
12/13/2016	--	1034.55	1005.58	1140.12	1094.95	1074.58	1003.27	1000.13	985.82	1043.29	1051.74	1137.32	1162.66
1/6/2017	--	1034.53	1005.54	1140.28	1094.07	1074.69	1003.23	1000.13	985.88	1043.36	1051.75	1137.39	1162.71
2/15/2017	--	--	1005.61	1140.43	--	--	1003.19	1000.11	985.83	1043.38	1051.71	1137.39	1162.76
3/15/2017	--	--	1005.63	1140.39	--	--	1003.20	1000.13	985.82	1043.40	1051.61	1137.39	1162.81
4/13/2017	--	1034.36	1005.64	1140.31	1094.14	1074.43	1003.22	1000.13	985.83	1043.43	1051.53	1137.41	1162.89
5/18/2017	--	1034.40	1005.75	1140.31	1094.11	1074.32	1003.24	1000.15	985.90	1043.48	1051.53	1137.50	1162.93
6/23/2017	--	1034.38	1005.72	1140.35	1094.09	1074.17	1003.23	1000.16	985.93	1043.49	1051.46	1137.46	1162.97
7/7/2017	--	1034.33	1005.82	1140.37	1094.00	1074.11	1003.22	1000.16	985.99	1043.52	1051.42	1137.42	1162.96
8/22/2017	--	1034.21	1005.71	1140.27	1093.84	1073.83	1003.24	1000.14	985.99	1044.06	1051.28	1137.33	1162.80
9/9/2017	--	1034.17	1005.73	1140.25	1093.79	1073.77	1003.25	1000.13	986.00	1043.92	1051.25	1137.34	1162.78
10/13/2017	--	1034.11	1005.72	1140.27	1093.70	1073.62	1003.25	1000.14	985.99	1043.56	1051.17	1137.31	1162.78
11/24/2017	--	1034.06	1005.68	1140.23	1093.64	1073.56	1003.23	1000.13	985.96	1043.39	1051.12	1137.35	1162.75
12/20/2017	--	1034.03	1005.74	1140.25	1093.65	1073.40	1003.22	1000.12	985.92	1043.48	1051.14	1137.24	1162.63
1/12/2018	--	1033.99	1005.81	1140.29	1093.63	1073.34	1003.19	1000.09	985.87	1043.56	1051.14	1137.19	1162.55
2/15/2018	--	1033.98	1005.79	1140.31	1093.61	1073.26	1003.17	1000.10	985.86	1043.53	1051.16	1137.16	1162.56
3/16/2018	--	1033.91	1005.82	1139.88	1093.65	1073.15	1003.21	1000.12	985.89	1043.61	1051.14	1137.18	1162.62
4/18/2018	--	1033.83	1005.78	1140.27	1093.73	1073.03	1003.26	1000.15	985.86	1043.66	1051.10	1137.23	1162.69
7/10/2018	--	1033.60	1005.64	1140.27	1093.43	1072.68	1003.26	1000.14	985.84	1043.72	1050.93	1137.26	1162.66
10/12/2018	--	1033.52	1005.48	1140.31	1093.38	1072.38	1003.28	1000.14	985.82	1043.83	1050.86	1137.34	1162.69
1/25/2019	--	1033.39	1005.70	1140.34	1093.29	1072.13	1003.21	1000.06	985.72	1043.77	--	1137.04	1162.71
4/22/2019	--	1033.33	1006.23	1140.30	1093.40	1072.18	1003.21	1000.09	985.72	1044.00	--	1137.19	1162.59
7/5/2019	--	1033.27	1010.60	1140.24	1093.23	1071.55	1003.03	999.98	986.12	1044.13	--	1137.13	1162.55
10/10/2019	--	1033.13	1013.48	1140.22	1092.97	1071.17	1003.41	1000.01	986.63	1044.79	--	1137.06	1162.57
1/10/2020	--	1033.07	1014.10	1140.21	1092.99	1071.02	1003.00	999.77	986.43	1044.14	--	1136.87	1162.21
4/21/2020	--	1033.08	1014.80	1140.38	1093.01	1070.83	1002.97	999.79	986.24	1044.43	--	1136.94	1162.31
7/16/2020	--	1033.02	1017.13	1140.25	1092.79	1070.30	1003.01	999.81	986.09	1044.58	--	1136.99	1162.32
10/19/2020	--	1032.98	1018.16	1140.22	1092.66	1069.94	1003.01	999.86	985.96	1044.54	--	1136.86	1162.17

APPENDIX B
GROUNDWATER ELEVATIONS
Chiquita Canyon Landfill

All elevations are in feet, relative to mean sea level.

Sample Date -	FP-01	PZ-3	PZ-4	PZ-5	PZ-6	PZ-7	GP-16	GP-17	GP-21	GP-22	GP-24	GP-25	GP-26
7/6/2021	--	1032.85	1018.28	1140.25	1092.31	1069.17	1003.36	1000.03	985.92	1045.30	--	1136.75	1162.16
10/18/2021	--	1032.83	1017.84	1140.25	1092.21	1068.83	1003.71	1000.01	985.93	1045.30	--	1136.71	1162.18
1/20/2022	--	1032.81	1017.25	1140.37	1092.38	1068.83	1003.38	999.96	985.93	1045.23	--	1136.56	1162.03
4/20/2022	--	1032.75	1021.42	1140.29	1092.24	1068.41	1003.38	999.99	985.91	1045.37	--	1136.65	1162.10
7/6/2022	--	1032.72	1025.31	1140.12	1091.82	1068.11	1003.37	999.91	985.86	1045.47	--	1136.57	1162.10
10/20/2022	--	1032.60	1024.59	1140.14	1091.68	1067.66	1003.24	999.80	985.67	1043.46	--	1136.44	1161.84
1/12/2023	--	--	1024.83	1140.45	--	--	1003.09	999.81	985.86	1044.83	--	1136.52	1162.03
4/18/2023	--	1033.09	1031.95	1140.56	1092.35	--	1002.97	999.82	985.98	1045.59	1055.17	1136.51	1162.14
7/10/2023	--	1033.22	1038.48	1137.94	1092.10	1067.35	1003.30	999.94	987.05	1045.65	1063.25	1136.27	1162.06
10/20/2023	--	1033.28	1037.52	1137.98	1092.16	--	1003.31	1000.01	987.11	1045.70	1063.32	1136.25	1162.03
1/11/2024	--	1033.42	1034.97	--	1092.36	1067.14	1003.24	999.99	986.95	1045.50	--	--	1161.88
4/19/2024	--	--	1033.93	1139.78	1092.91	--	1002.14	1000.08	986.83	1045.63	1085.49	1136.09	1161.93
7/3/2024	--	1034.09	1034.07	1139.40	1093.20	--	1003.15	1000.17	987.22	1044.90	1087.81	1136.15	1161.84
10/21/2024	--	1034.43	1033.95	1139.55	1093.61	1067.89	1003.09	1000.17	986.97	1045.27	1082.64	1135.83	1161.62
1/9/2025	--	1034.72	1033.33	1139.81	1094.52	1068.23	1003.46	1000.34	986.91	1045.75	1080.32	1135.77	1161.58
4/21/2025	--	1035.14	1032.82	1139.85	1095.61	1068.68	1003.54	1000.37	986.80	1045.97	1086.11	1135.93	1161.82
7/8/2025	913.44	1035.32	1032.60	1132.98	1095.50	1068.84	1003.15	1000.24	986.53	1045.43	1082.21	1134.59	1161.62
10/20/2025	913.21	1035.62	1031.31	1137.66	1095.83	1068.84	1003.18	1000.29	986.37	1045.49	1079.34	1134.95	1161.17
1/15/2026	917.51	--	1031.38	--	--	--	1003.24	1000.25	986.35	1046.02	--	--	1161.38
4/21/2026	914.41	1037.59	1033.99	1138.04	1097.40	1068.99	1003.22	1000.33	986.77	1046.02	1092.90	1135.09	1161.44

APPENDIX B
GROUNDWATER ELEVATIONS
Chiquita Canyon Landfill

All elevations are in feet, relative to mean sea level.

Sample Date -	FP-01	PZ-3	PZ-4	PZ-5	PZ-6	PZ-7	GP-16	GP-17	GP-21	GP-22	GP-24	GP-25	GP-26
Most Recent Elevation Calculation:													
4/21/2026													
TOCE	951.56	1106.23	1107.29	1214.58	1182.6	1195.64	1257.11	1216.32	1220.39	1326.41	1120.83	1213.36	1378.51
DTW	37.15	68.64	73.3	76.54	85.2	126.65	253.89	215.99	233.62	280.39	27.93	78.27	217.07
GWE	914.41	1037.59	1033.99	1138.04	1097.40	1068.99	1003.22	1000.33	986.77	1046.02	1092.90	1135.09	1161.44

Notes:

-- = Not Measured
TOCE = Top of Casing Elevation
DTW = Depth to Water
GWE = Groundwater Elevation

APPENDIX C

PREDICTION LIMIT PLOTS

Prediction Limit

Chiquita Canyon LF Client: Chiquita Canyon LF Data: Stat file inorg MP2019 Printed 6/21/2026, 3:37 PM

Constituent	Well	Upper Lim.	Lower Lim.	Date	Observ.	Sig.	Bg N	%NDs	Transform	Alpha	Method
Alkalinity, Total as CaCO3 (mg/L)	DW-1	223.4	125	4/28/2026	200	No	24	0	No	0.005	Param Intra
Alkalinity, Total as CaCO3 (mg/L)	DW-12	199.6	134.1	4/22/2026	160	No	16	0	No	0.005	Param Intra
Alkalinity, Total as CaCO3 (mg/L)	DW-14	294.5	97.31	4/23/2026	200	No	17	0	No	0.005	Param Intra
Alkalinity, Total as CaCO3 (mg/L)	DW-15	232.1	172.3	4/23/2026	220	No	18	0	No	0.005	Param Intra
Alkalinity, Total as CaCO3 (mg/L)	DW-16	363.1	133.1	4/28/2026	240	No	27	0	No	0.005	Param Intra
Alkalinity, Total as CaCO3 (mg/L)	DW-17	184	110.7	4/20/2026	160	No	19	0	No	0.005	Param Intra
Alkalinity, Total as CaCO3 (mg/L)	DW-18	384.7	192.8	4/22/2026	250	No	16	0	No	0.005	Param Intra
Alkalinity, Total as CaCO3 (mg/L)	DW-21	223.6	78.25	4/22/2026	130	No	17	0	No	0.005	Param Intra
Alkalinity, Total as CaCO3 (mg/L)	DW-28	408.1	288.2	4/20/2026	360	No	16	0	No	0.005	Param Intra
Alkalinity, Total as CaCO3 (mg/L)	DW-29	323.6	189.7	4/20/2026	5ND	No	18	0	No	0.005	Param Intra
Alkalinity, Total as CaCO3 (mg/L)	**DW-3**	**190.5**	**129.5**	**4/28/2026**	**250**	**Yes**	**24**	**0**	**No**	**0.005**	**Param Intra**
Alkalinity, Total as CaCO3 (mg/L)	DW-7	142.8	87	4/22/2026	100	No	16	0	No	0.005	Param Intra
Alkalinity, Total as CaCO3 (mg/L)	DW-8	467.5	281.8	4/23/2026	410	No	15	0	No	0.005	Param Intra
Alkalinity, Total as CaCO3 (mg/L)	PZ-4	527.1	54	4/28/2026	400	No	18	0	No	0.005	Param Intra
Ammonia-N (mg/L)	DW-1	0.16	n/a	4/28/2026	0.068ND	No	24	62.5	n/a	0.04	NP Intra (NDs)
Ammonia-N (mg/L)	DW-12	0.073	n/a	4/22/2026	0.068ND	No	16	93.75	n/a	0.05882	NP Intra (NDs)
Ammonia-N (mg/L)	DW-14	0.1	n/a	4/23/2026	0.068ND	No	16	87.5	n/a	0.05882	NP Intra (NDs)
Ammonia-N (mg/L)	DW-15	0.1767	n/a	4/23/2026	0.16	No	18	0	No	0.01	Param Intra
Ammonia-N (mg/L)	DW-16	0.094	n/a	4/28/2026	0.068ND	No	26	92.31	n/a	0.03704	NP Intra (NDs)
Ammonia-N (mg/L)	**DW-17**	**0.041**	**n/a**	**4/20/2026**	**0.1**	**Yes**	**18**	**100**	**n/a**	**0.05263**	**NP Intra (NDs)**
Ammonia-N (mg/L)	DW-18	0.28	n/a	4/22/2026	0.068ND	No	16	93.75	n/a	0.05882	NP Intra (NDs)
Ammonia-N (mg/L)	DW-21	0.041	n/a	4/22/2026	0.068ND	No	16	100	n/a	0.05882	NP Intra (NDs)
Ammonia-N (mg/L)	DW-28	0.4174	n/a	4/20/2026	0.3	No	16	0	No	0.01	Param Intra
Ammonia-N (mg/L)	DW-29	0.073	n/a	4/20/2026	0.072J	No	18	94.44	n/a	0.05263	NP Intra (NDs)
Ammonia-N (mg/L)	DW-3	0.3	n/a	4/28/2026	0.068ND	No	24	83.33	n/a	0.04	NP Intra (NDs)
Ammonia-N (mg/L)	DW-7	0.19	n/a	4/22/2026	0.068ND	No	16	81.25	n/a	0.05882	NP Intra (NDs)
Ammonia-N (mg/L)	DW-8	1.271	n/a	4/23/2026	1.1	No	15	0	No	0.01	Param Intra
Ammonia-N (mg/L)	PZ-4	0.041	n/a	4/28/2026	0.068ND	No	16	100	n/a	0.05882	NP Intra (NDs)
Ammonia-N (mg/L)	DW-30	0.041	n/a	4/23/2026	0.068ND	No	4	100	n/a	0.2	NP Intra (NDs)
Ammonia-N (mg/L)	DW-31	0.047	n/a	4/22/2026	0.068ND	No	4	75	n/a	0.2	NP Intra (NDs)
Chemical Oxygen Demand (mg/L)	DW-1	46	n/a	4/28/2026	5	No	24	70.83	n/a	0.04	NP Intra (NDs)
Chemical Oxygen Demand (mg/L)	DW-12	26.01	n/a	4/22/2026	3.01	No	15	80	n/a	0.0625	NP Intra (NDs) Deseas
Chemical Oxygen Demand (mg/L)	DW-14	21	n/a	4/23/2026	3J	No	16	87.5	n/a	0.05882	NP Intra (NDs)
Chemical Oxygen Demand (mg/L)	DW-15	6	n/a	4/23/2026	5	No	17	88.24	n/a	0.05556	NP Intra (NDs)
Chemical Oxygen Demand (mg/L)	DW-16	3	n/a	4/28/2026	2.6ND	No	26	84.62	n/a	0.03704	NP Intra (NDs)
Chemical Oxygen Demand (mg/L)	**DW-17**	**6**	**n/a**	**4/20/2026**	**8**	**Yes**	**18**	**72.22**	**n/a**	**0.05263**	**NP Intra (NDs)**
Chemical Oxygen Demand (mg/L)	DW-18	33.82	n/a	4/22/2026	8	No	16	6.25	No	0.01	Param Intra
Chemical Oxygen Demand (mg/L)	DW-21	25	n/a	4/22/2026	4	No	16	75	n/a	0.05882	NP Intra (NDs)
Chemical Oxygen Demand (mg/L)	DW-28	32	n/a	4/20/2026	2.6ND	No	15	73.33	n/a	0.0625	NP Intra (NDs)
Chemical Oxygen Demand (mg/L)	DW-29	34.88	n/a	4/20/2026	17	No	17	17.65	No	0.01	Param Intra
Chemical Oxygen Demand (mg/L)	DW-3	49	n/a	4/28/2026	3J	No	25	80	n/a	0.03846	NP Intra (NDs)
Chemical Oxygen Demand (mg/L)	**DW-7**	**9**	**n/a**	**4/22/2026**	**32**	**Yes**	**16**	**68.75**	**n/a**	**0.05882**	**NP Intra (NDs)**
Chemical Oxygen Demand (mg/L)	DW-8	12	n/a	4/23/2026	2.6ND	No	14	64.29	n/a	0.06667	NP Intra (NDs)
Chemical Oxygen Demand (mg/L)	PZ-4	36.07	n/a	4/28/2026	17	No	16	50	No	0.01	Param Intra
Chemical Oxygen Demand (mg/L)	DW-30	19.81	n/a	4/23/2026	4	No	4	50	No	0.01	Param Intra
Chemical Oxygen Demand (mg/L)	DW-31	120.4	n/a	4/22/2026	27	No	4	0	No	0.01	Param Intra
Chloride (mg/l)	DW-1	131.5	n/a	4/28/2026	120	No	24	0	No	0.01	Param Intra
Chloride (mg/l)	DW-12	213.5	n/a	4/22/2026	180	No	15	0	No	0.01	Param Intra
Chloride (mg/l)	DW-14	104.1	n/a	4/23/2026	97	No	15	0	No	0.01	Param Intra
Chloride (mg/l)	DW-15	82.28	n/a	4/23/2026	77	No	17	0	No	0.01	Param Intra

Prediction Limit

Chiquita Canyon LF Client: Chiquita Canyon LF Data: Stat file inorg MP2019 Printed 6/21/2026, 3:37 PM

Constituent	Well	Upper Lim.	Lower Lim.	Date	Observ.	Sig.	Bg N	%NDs	Transform	Alpha	Method
Chloride (mg/l)	DW-16	118.9	n/a	4/28/2026	110	No	26	0	No	0.01	Param Intra
Chloride (mg/l)	DW-17	165.8	n/a	4/20/2026	150	No	17	0	No	0.01	Param Intra
Chloride (mg/l)	DW-18	411.2	n/a	4/22/2026	110	No	16	0	No	0.01	Param Intra
Chloride (mg/l)	DW-21	67.72	n/a	4/22/2026	55	No	15	0	No	0.01	Param Intra
Chloride (mg/l)	DW-28	43.53	n/a	4/20/2026	35	No	15	0	No	0.01	Param Intra
Chloride (mg/l)	DW-29	112.3	n/a	4/20/2026	96	No	17	0	No	0.01	Param Intra
Chloride (mg/l)	DW-3	91.81	n/a	4/28/2026	63	No	24	0	No	0.01	Param Intra
Chloride (mg/l)	DW-7	118.5	n/a	4/22/2026	81	No	15	0	No	0.01	Param Intra
Chloride (mg/l)	DW-8	78.18	n/a	4/23/2026	70	No	14	0	No	0.01	Param Intra
Chloride (mg/l)	PZ-4	93.67	n/a	4/28/2026	58	No	17	0	No	0.01	Param Intra
Chloride (mg/l)	DW-30	74.59	n/a	4/23/2026	61	No	4	0	No	0.01	Param Intra
Chloride (mg/l)	DW-31	167.9	n/a	4/22/2026	70	No	4	0	No	0.01	Param Intra
Nitrate as N (mg/L)	DW-1	0.64	n/a	4/28/2026	0.05ND	No	24	87.5	n/a	0.04	NP Intra (NDs)
Nitrate as N (mg/L)	DW-12	4.148	n/a	4/22/2026	3.6	No	16	0	No	0.01	Param Intra
Nitrate as N (mg/L)	DW-14	0.3595	n/a	4/23/2026	0.3	No	15	0	No	0.01	Param Intra
Nitrate as N (mg/L)	DW-15	0.18	n/a	4/23/2026	0.05ND	No	17	88.24	n/a	0.05556	NP Intra (NDs)
Nitrate as N (mg/L)	DW-16	2.658	n/a	4/28/2026	2.1	No	26	0	No	0.01	Param Intra
Nitrate as N (mg/L)	DW-17	1.506	n/a	4/20/2026	0.89	No	19	0	No	0.01	Param Intra
Nitrate as N (mg/L)	DW-18	3.937	n/a	4/22/2026	2.3	No	15	0	No	0.01	Param Intra
Nitrate as N (mg/L)	DW-21	0.1523	n/a	4/22/2026	0.1J	No	15	0	No	0.01	Param Intra
Nitrate as N (mg/L)	DW-28	0.06	n/a	4/20/2026	0.05ND	No	15	93.33	n/a	0.0625	NP Intra (NDs)
Nitrate as N (mg/L)	DW-29	3.945	n/a	4/20/2026	2.094	No	17	0	No	0.01	Param Intra Deseas
Nitrate as N (mg/L)	**DW-3**	**2.062**	**n/a**	**4/28/2026**	**4.4**	**Yes**	**25**	**4**	**No**	**0.01**	**Param Intra**
Nitrate as N (mg/L)	DW-7	0.06038	n/a	4/22/2026	0.0545	No	15	100	n/a	0.0625	NP Intra (NDs) Deseas
Nitrate as N (mg/L)	DW-8	0.078	n/a	4/23/2026	0.05ND	No	14	78.57	n/a	0.06667	NP Intra (NDs)
Nitrate as N (mg/L)	PZ-4	1.764	n/a	4/28/2026	1.1	No	15	0	No	0.01	Param Intra
Nitrate as N (mg/L)	DW-30	2.177	n/a	4/23/2026	0.28	No	4	0	No	0.01	Param Intra
Nitrate as N (mg/L)	**DW-31**	**0.9592**	**n/a**	**4/22/2026**	**1.4**	**Yes**	**4**	**25**	**No**	**0.01**	**Param Intra**
Potassium (mg/L)	DW-1	5.385	n/a	4/28/2026	2.7	No	24	0	No	0.01	Param Intra
Potassium (mg/L)	DW-12	3.396	n/a	4/22/2026	1.8	No	16	0	No	0.01	Param Intra
Potassium (mg/L)	DW-14	1.485	n/a	4/23/2026	0.6	No	16	6.25	No	0.01	Param Intra
Potassium (mg/L)	DW-15	5.162	n/a	4/23/2026	2.9	No	18	0	No	0.01	Param Intra
Potassium (mg/L)	DW-16	1.906	n/a	4/28/2026	0.95	No	26	0	No	0.01	Param Intra
Potassium (mg/L)	DW-17	1.502	n/a	4/20/2026	0.65	No	18	0	No	0.01	Param Intra
Potassium (mg/L)	DW-18	3.629	n/a	4/22/2026	1.5	No	16	0	No	0.01	Param Intra
Potassium (mg/L)	DW-21	1.439	n/a	4/22/2026	0.42J	No	16	25	No	0.01	Param Intra
Potassium (mg/L)	DW-28	2.628	n/a	4/20/2026	0.86	No	16	0	No	0.01	Param Intra
Potassium (mg/L)	DW-29	2.873	n/a	4/20/2026	1.5	No	18	0	No	0.01	Param Intra
Potassium (mg/L)	DW-3	2.633	n/a	4/28/2026	1.8	No	24	0	No	0.01	Param Intra
Potassium (mg/L)	DW-7	2.702	n/a	4/22/2026	1.2	No	16	0	No	0.01	Param Intra
Potassium (mg/L)	DW-8	11.94	n/a	4/23/2026	6.9	No	15	0	No	0.01	Param Intra
Potassium (mg/L)	PZ-4	2.989	n/a	4/28/2026	2.3	No	17	0	No	0.01	Param Intra
Potassium (mg/L)	DW-30	2.842	n/a	4/23/2026	1.863	No	4	0	No	0.01	Param Intra Deseas
Potassium (mg/L)	DW-31	3.51	n/a	4/22/2026	1.3	No	4	0	No	0.01	Param Intra
Sodium (mg/L)	DW-1	270.6	n/a	4/28/2026	250	No	24	0	No	0.01	Param Intra
Sodium (mg/L)	DW-12	323.7	n/a	4/22/2026	280.2	No	15	0	No	0.01	Param Intra Deseas
Sodium (mg/L)	DW-14	244.4	n/a	4/23/2026	150	No	15	0	No	0.01	Param Intra
Sodium (mg/L)	DW-15	504	n/a	4/23/2026	420	No	17	0	No	0.01	Param Intra
Sodium (mg/L)	DW-16	290.9	n/a	4/28/2026	250	No	26	0	No	0.01	Param Intra
Sodium (mg/L)	DW-17	269.7	n/a	4/20/2026	220	No	19	0	No	0.01	Param Intra

Prediction Limit

Chiquita Canyon LF Client: Chiquita Canyon LF Data: Stat file inorg MP2019 Printed 6/21/2026, 3:37 PM

Constituent	Well	Upper Lim.	Lower Lim.	Date	Observ.	Sig.	Bg N	%NDs	Transform	Alpha	Method
Sodium (mg/L)	DW-18	351.8	n/a	4/22/2026	300.6	No	15	0	No	0.01	Param Intra Deseas
Sodium (mg/L)	DW-21	165.5	n/a	4/22/2026	140	No	15	0	No	0.01	Param Intra
Sodium (mg/L)	DW-28	410.2	n/a	4/20/2026	360	No	15	0	No	0.01	Param Intra
Sodium (mg/L)	DW-29	305	n/a	4/20/2026	240	No	17	0	No	0.01	Param Intra
Sodium (mg/L)	DW-3	171.6	n/a	4/28/2026	140	No	24	0	No	0.01	Param Intra
Sodium (mg/L)	DW-7	388	n/a	4/22/2026	330	No	15	0	No	0.01	Param Intra
Sodium (mg/L)	DW-8	801.4	n/a	4/23/2026	630	No	14	0	No	0.01	Param Intra
Sodium (mg/L)	PZ-4	232.7	n/a	4/28/2026	190	No	16	0	No	0.01	Param Intra
Sodium (mg/L)	DW-30	241.4	n/a	4/23/2026	200	No	4	0	No	0.01	Param Intra
Sodium (mg/L)	DW-31	191.5	n/a	4/22/2026	110	No	4	0	No	0.01	Param Intra
Sulfate (mg/L)	DW-1	432.7	n/a	4/28/2026	410	No	24	0	No	0.01	Param Intra
Sulfate (mg/L)	DW-12	340.1	n/a	4/22/2026	300	No	15	0	No	0.01	Param Intra
Sulfate (mg/L)	DW-14	36.09	n/a	4/23/2026	30	No	15	0	No	0.01	Param Intra
Sulfate (mg/L)	DW-15	1732	n/a	4/23/2026	1500	No	17	0	No	0.01	Param Intra
Sulfate (mg/L)	DW-16	219.2	n/a	4/28/2026	200	No	26	0	No	0.01	Param Intra
Sulfate (mg/L)	DW-17	207.6	n/a	4/20/2026	190	No	17	0	No	0.01	Param Intra
Sulfate (mg/L)	DW-18	1340	n/a	4/22/2026	350	No	16	0	No	0.01	Param Intra
Sulfate (mg/L)	DW-21	130.4	n/a	4/22/2026	121.8	No	15	0	No	0.01	Param Intra Deseas
Sulfate (mg/L)	DW-28	554.8	n/a	4/20/2026	470	No	15	0	No	0.01	Param Intra
Sulfate (mg/L)	DW-29	459.8	n/a	4/20/2026	374.5	No	17	0	No	0.01	Param Intra Deseas
Sulfate (mg/L)	DW-3	222.1	n/a	4/28/2026	95	No	24	0	No	0.01	Param Intra
Sulfate (mg/L)	DW-7	997	n/a	4/22/2026	650	No	15	0	No	0.01	Param Intra
Sulfate (mg/L)	DW-8	3243	n/a	4/23/2026	2800	No	14	0	No	0.01	Param Intra
Sulfate (mg/L)	PZ-4	187	n/a	4/28/2026	120	No	16	0	No	0.01	Param Intra
Sulfate (mg/L)	DW-30	404.8	n/a	4/23/2026	313.1	No	4	0	No	0.01	Param Intra Deseas
Sulfate (mg/L)	DW-31	623.6	n/a	4/22/2026	290	No	4	0	No	0.01	Param Intra
Total Dissolved Solids (mg/L)	DW-1	1042	n/a	4/28/2026	990	No	24	0	No	0.01	Param Intra
Total Dissolved Solids (mg/L)	DW-12	1043	n/a	4/22/2026	930	No	15	0	No	0.01	Param Intra
Total Dissolved Solids (mg/L)	DW-14	468.4	n/a	4/23/2026	400	No	15	0	No	0.01	Param Intra
Total Dissolved Solids (mg/L)	DW-15	2540	n/a	4/23/2026	2400	No	17	0	No	0.01	Param Intra
Total Dissolved Solids (mg/L)	DW-16	864.9	n/a	4/28/2026	730	No	26	0	No	0.01	Param Intra
Total Dissolved Solids (mg/L)	DW-17	718.6	n/a	4/20/2026	670	No	17	0	No	0.01	Param Intra
Total Dissolved Solids (mg/L)	DW-18	1129	n/a	4/22/2026	980	No	16	0	No	0.01	Param Intra
Total Dissolved Solids (mg/L)	DW-21	502.7	n/a	4/22/2026	430	No	15	0	No	0.01	Param Intra
Total Dissolved Solids (mg/L)	DW-28	1191	n/a	4/20/2026	1085	No	15	0	No	0.01	Param Intra Deseas
Total Dissolved Solids (mg/L)	DW-29	1073	n/a	4/20/2026	959.4	No	17	0	No	0.01	Param Intra Deseas
Total Dissolved Solids (mg/L)	DW-3	684.1	n/a	4/28/2026	520	No	24	0	No	0.01	Param Intra
Total Dissolved Solids (mg/L)	DW-7	1332	n/a	4/22/2026	1200	No	15	0	No	0.01	Param Intra
Total Dissolved Solids (mg/L)	DW-8	5040	n/a	4/23/2026	4500	No	14	0	No	0.01	Param Intra
Total Dissolved Solids (mg/L)	PZ-4	1020	n/a	4/28/2026	710	No	15	0	No	0.01	Param Intra
Total Dissolved Solids (mg/L)	DW-30	1017	n/a	4/23/2026	740	No	4	0	No	0.01	Param Intra
Total Dissolved Solids (mg/L)	DW-31	1779	n/a	4/22/2026	1100	No	4	0	No	0.01	Param Intra
Total Organic Carbon (mg/L)	DW-1	4.102	n/a	4/28/2026	2.1	No	24	0	No	0.01	Param Intra
Total Organic Carbon (mg/L)	DW-12	10.12	n/a	4/22/2026	1.4	No	16	0	No	0.01	Param Intra
Total Organic Carbon (mg/L)	DW-14	9.056	n/a	4/23/2026	1.1	No	16	6.25	No	0.01	Param Intra
Total Organic Carbon (mg/L)	DW-15	6.139	n/a	4/23/2026	3.1	No	18	0	No	0.01	Param Intra
Total Organic Carbon (mg/L)	DW-16	4.783	n/a	4/28/2026	0.93J	No	26	0	No	0.01	Param Intra
Total Organic Carbon (mg/L)	DW-17	5.405	n/a	4/20/2026	1.3	No	19	0	No	0.01	Param Intra
Total Organic Carbon (mg/L)	DW-18	12.09	n/a	4/22/2026	5.8	No	16	0	No	0.01	Param Intra
Total Organic Carbon (mg/L)	DW-21	4.461	n/a	4/22/2026	1.9	No	17	0	No	0.01	Param Intra

Prediction Limit

Chiquita Canyon LF Client: Chiquita Canyon LF Data: Stat file inorg MP2019 Printed 6/21/2026, 3:37 PM

Constituent	Well	Upper Lim.	Lower Lim.	Date	Observ.	Sig.	Bg N	%NDs	Transform	Alpha	Method
Total Organic Carbon (mg/L)	DW-28	8.646	n/a	4/20/2026	3.2	No	16	0	No	0.01	Param Intra
Total Organic Carbon (mg/L)	DW-29	13.52	n/a	4/20/2026	11	No	18	0	No	0.01	Param Intra
Total Organic Carbon (mg/L)	DW-3	3.519	n/a	4/28/2026	1.7	No	25	0	No	0.01	Param Intra
Total Organic Carbon (mg/L)	DW-7	6.519	n/a	4/22/2026	1	No	17	0	No	0.01	Param Intra
Total Organic Carbon (mg/L)	DW-8	8.272	n/a	4/23/2026	4.3	No	16	0	No	0.01	Param Intra
Total Organic Carbon (mg/L)	PZ-4	15.11	n/a	4/28/2026	7.5	No	17	5.882	No	0.01	Param Intra

Sanitas™ v.10.1.07 Software licensed to Environmental Applications, Inc. CA

Within Limits

Prediction Limit

Intrawell Parametric

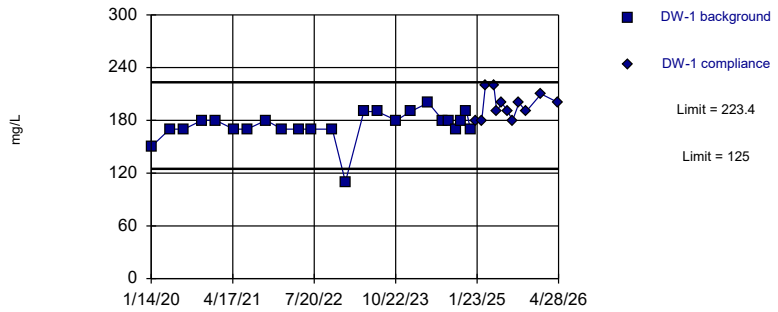

Background Data Summary: Mean=174.2, Std. Dev.=17.17, n=24. Seasonality was not detected with 95% confidence. Normality test was disabled. Report alpha = 0.01. Most recent point compared to limit.

Constituent: Alkalinity, Total as CaCO3 Analysis Run 6/21/2026 3:34 PM View: Stat analysis
Chiquita Canyon LF Client: Chiquita Canyon LF Data: Stat file inorg MP2019

Sanitas™ v.10.1.07 Software licensed to Environmental Applications, Inc. CA

Within Limits

Prediction Limit

Intrawell Parametric

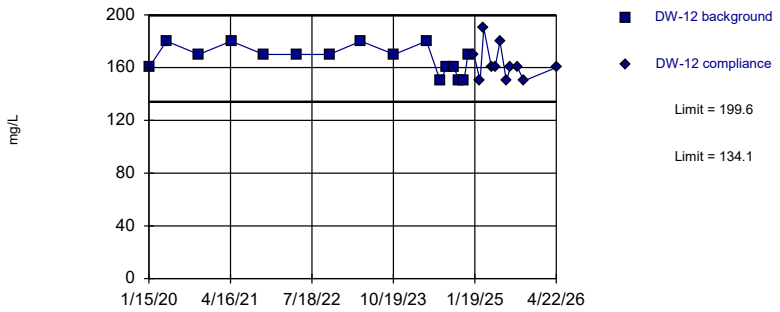

Background Data Summary: Mean=166.9, Std. Dev.=10.78, n=16. Seasonality was not detected with 95% confidence. Normality test was disabled. Report alpha = 0.01. Most recent point compared to limit.

Constituent: Alkalinity, Total as CaCO3 Analysis Run 6/21/2026 3:34 PM View: Stat analysis
Chiquita Canyon LF Client: Chiquita Canyon LF Data: Stat file inorg MP2019

Sanitas™ v.10.1.07 Software licensed to Environmental Applications, Inc. CA

Within Limits

Prediction Limit

Intrawell Parametric

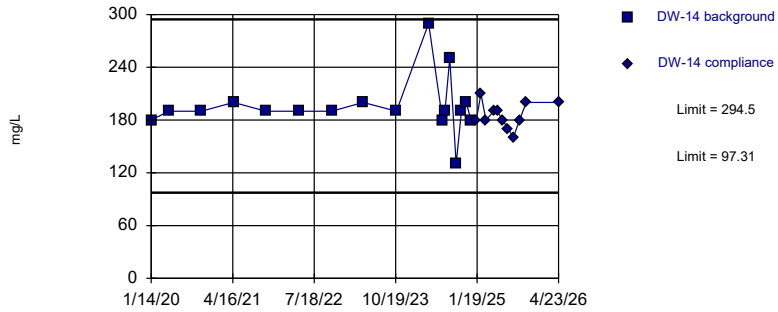

Background Data Summary: Mean=195.9, Std. Dev.=32.8, n=17. Seasonality was not detected with 95% confidence. Normality test was disabled. Report alpha = 0.01. Most recent point compared to limit.

Constituent: Alkalinity, Total as CaCO3 Analysis Run 6/21/2026 3:34 PM View: Stat analysis
Chiquita Canyon LF Client: Chiquita Canyon LF Data: Stat file inorg MP2019

Sanitas™ v.10.1.07 Software licensed to Environmental Applications, Inc. CA

Within Limits

Prediction Limit

Intrawell Parametric

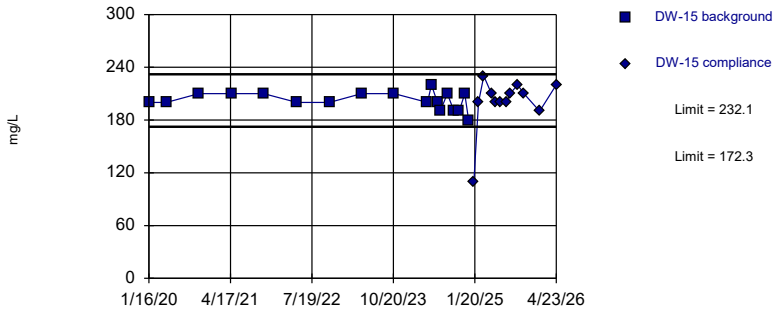

Background Data Summary: Mean=202.2, Std. Dev.=10.03, n=18. Seasonality was not detected with 95% confidence. Normality test was disabled. Report alpha = 0.01. Most recent point compared to limit.

Constituent: Alkalinity, Total as CaCO3 Analysis Run 6/21/2026 3:34 PM View: Stat analysis
Chiquita Canyon LF Client: Chiquita Canyon LF Data: Stat file inorg MP2019

Sanitas™ v.10.1.07 Software licensed to Environmental Applications, Inc. CA

Within Limits

Prediction Limit

Intrawell Parametric

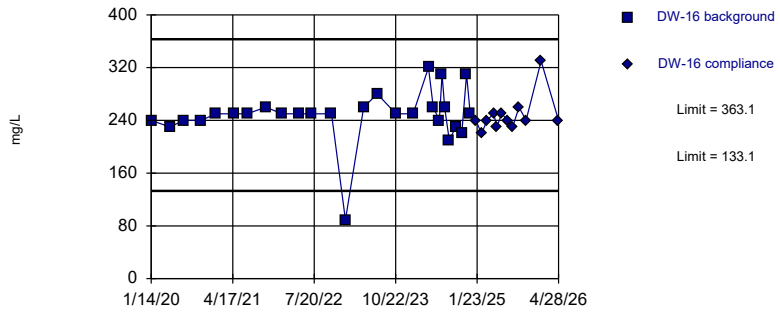

Background Data Summary: Mean=248.1, Std. Dev.=40.63, n=27. Seasonality was not detected with 95% confidence. Normality test was disabled. Report alpha = 0.01. Most recent point compared to limit.

Constituent: Alkalinity, Total as CaCO3 Analysis Run 6/21/2026 3:34 PM View: Stat analysis
Chiquita Canyon LF Client: Chiquita Canyon LF Data: Stat file inorg MP2019

Sanitas™ v.10.1.07 Software licensed to Environmental Applications, Inc. CA

Within Limits

Prediction Limit

Intrawell Parametric

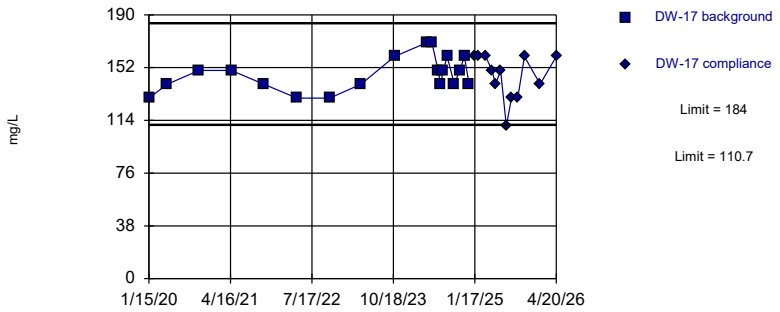

Background Data Summary: Mean=147.4, Std. Dev.=12.4, n=19. Seasonality was not detected with 95% confidence. Normality test was disabled. Report alpha = 0.01. Most recent point compared to limit.

Constituent: Alkalinity, Total as CaCO3 Analysis Run 6/21/2026 3:34 PM View: Stat analysis
Chiquita Canyon LF Client: Chiquita Canyon LF Data: Stat file inorg MP2019

Sanitas™ v.10.1.07 Software licensed to Environmental Applications, Inc. CA

Within Limits

Prediction Limit

Intrawell Parametric

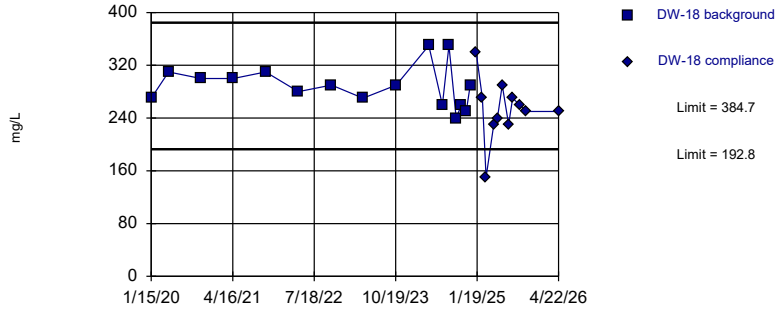

Background Data Summary: Mean=288.8, Std. Dev.=31.6, n=16. Seasonality was not detected with 95% confidence. Normality test was disabled. Report alpha = 0.01. Most recent point compared to limit.

Constituent: Alkalinity, Total as CaCO3 Analysis Run 6/21/2026 3:34 PM View: Stat analysis
Chiquita Canyon LF Client: Chiquita Canyon LF Data: Stat file inorg MP2019

Sanitas™ v.10.1.07 Software licensed to Environmental Applications, Inc. CA

Within Limits

Prediction Limit

Intrawell Parametric

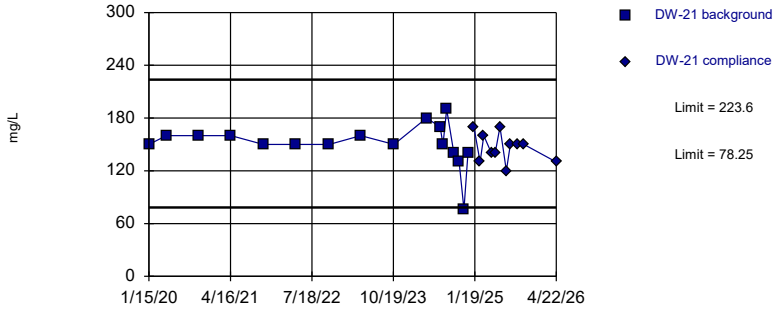

Background Data Summary: Mean=150.9, Std. Dev.=24.19, n=17. Seasonality was not detected with 95% confidence. Normality test was disabled. Report alpha = 0.01. Most recent point compared to limit.

Constituent: Alkalinity, Total as CaCO3 Analysis Run 6/21/2026 3:34 PM View: Stat analysis
Chiquita Canyon LF Client: Chiquita Canyon LF Data: Stat file inorg MP2019

Sanitas™ v.10.1.07 Software licensed to Environmental Applications, Inc. CA

Within Limits

Prediction Limit

Intrawell Parametric

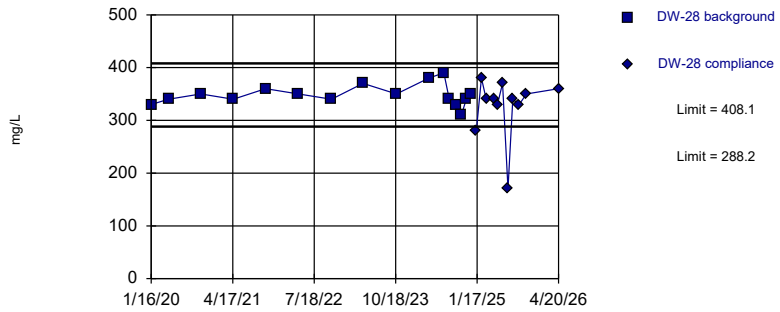

Background Data Summary: Mean=348.1, Std. Dev.=19.74, n=16. Seasonality was not detected with 95% confidence. Normality test was disabled. Report alpha = 0.01. Most recent point compared to limit.

Constituent: Alkalinity, Total as CaCO3 Analysis Run 6/21/2026 3:34 PM View: Stat analysis
Chiquita Canyon LF Client: Chiquita Canyon LF Data: Stat file inorg MP2019

Sanitas™ v.10.1.07 Software licensed to Environmental Applications, Inc. CA
Hollow symbols indicate censored values.

Within Limits

Prediction Limit

Intrawell Parametric

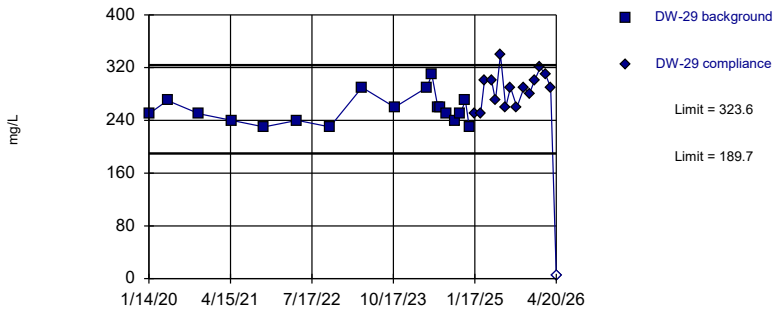

Background Data Summary: Mean=256.7, Std. Dev.=22.49, n=18. Seasonality was not detected with 95% confidence. Normality test was disabled. Report alpha = 0.01. Most recent point compared to limit.

Constituent: Alkalinity, Total as CaCO3 Analysis Run 6/21/2026 3:34 PM View: Stat analysis
Chiquita Canyon LF Client: Chiquita Canyon LF Data: Stat file inorg MP2019

Sanitas™ v.10.1.07 Software licensed to Environmental Applications, Inc. CA

Exceeds Limits

Prediction Limit

Intrawell Parametric

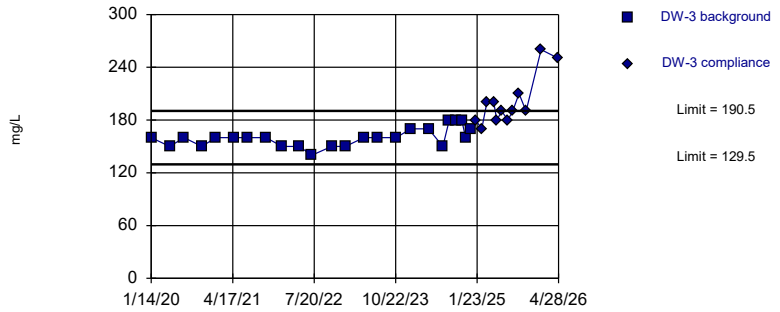

Background Data Summary: Mean=160, Std. Dev.=10.63, n=24. Seasonality was not detected with 95% confidence. Normality test was disabled. Report alpha = 0.01. Most recent point compared to limit.

Constituent: Alkalinity, Total as CaCO3 Analysis Run 6/21/2026 3:34 PM View: Stat analysis
Chiquita Canyon LF Client: Chiquita Canyon LF Data: Stat file inorg MP2019

Sanitas™ v.10.1.07 Software licensed to Environmental Applications, Inc. CA

Within Limits

Prediction Limit

Intrawell Parametric

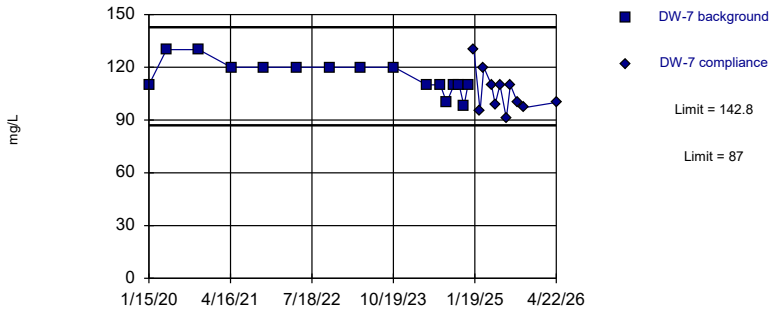

Background Data Summary: Mean=114.9, Std. Dev.=9.179, n=16. Seasonality was not detected with 95% confidence. Normality test was disabled. Report alpha = 0.01. Most recent point compared to limit.

Constituent: Alkalinity, Total as CaCO3 Analysis Run 6/21/2026 3:34 PM View: Stat analysis
Chiquita Canyon LF Client: Chiquita Canyon LF Data: Stat file inorg MP2019

Sanitas™ v.10.1.07 Software licensed to Environmental Applications, Inc. CA

Within Limits

Prediction Limit

Intrawell Parametric

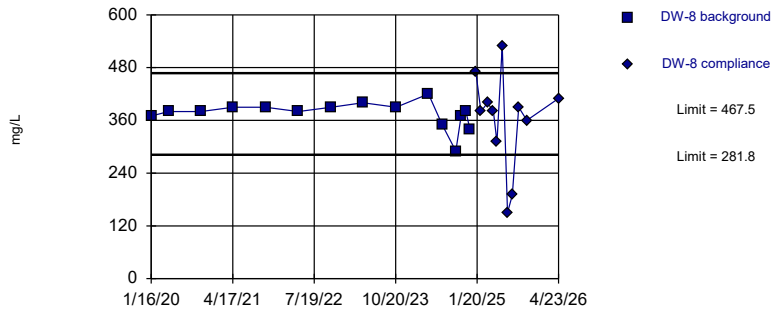

Background Data Summary: Mean=374.7, Std. Dev.=30.21, n=15. Seasonality was not detected with 95% confidence. Normality test was disabled. Report alpha = 0.01. Most recent point compared to limit.

Constituent: Alkalinity, Total as CaCO3 Analysis Run 6/21/2026 3:34 PM View: Stat analysis
Chiquita Canyon LF Client: Chiquita Canyon LF Data: Stat file inorg MP2019

Sanitas™ v.10.1.07 Software licensed to Environmental Applications, Inc. CA

Within Limits

Prediction Limit

Intrawell Parametric

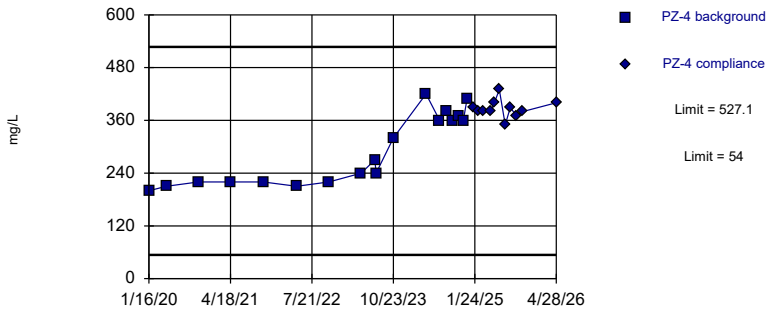

Background Data Summary: Mean=290.6, Std. Dev.=79.44, n=18. Seasonality was not detected with 95% confidence. Normality test was disabled. Report alpha = 0.01. Most recent point compared to limit.

Constituent: Alkalinity, Total as CaCO3 Analysis Run 6/21/2026 3:34 PM View: Stat analysis
Chiquita Canyon LF Client: Chiquita Canyon LF Data: Stat file inorg MP2019

Sanitas™ v.10.1.07 Software licensed to Environmental Applications, Inc. CA
Hollow symbols indicate censored values.

Within Limit

Prediction Limit

Intrawell Non-parametric

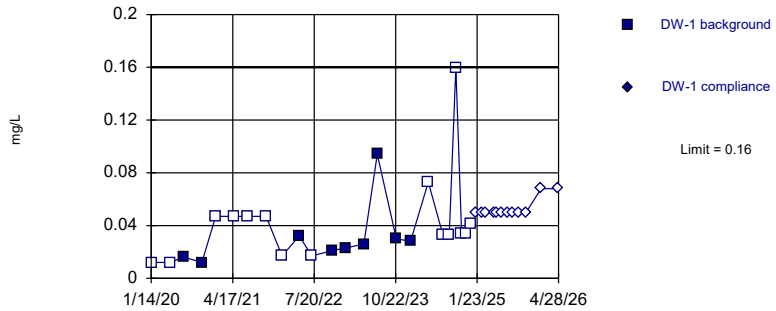

Non-parametric test used in lieu of parametric prediction limit because censored data exceeded 50%. Limit is highest of 24 background values. 62.5% NDs. Report alpha = 0.04. Most recent point compared to limit. Seasonality was not detected with 95% confidence.

Constituent: Ammonia-N Analysis Run 6/21/2026 3:34 PM View: Stat analysis
Chiquita Canyon LF Client: Chiquita Canyon LF Data: Stat file inorg MP2019

Sanitas™ v.10.1.07 Software licensed to Environmental Applications, Inc. CA
Hollow symbols indicate censored values.

Within Limit

Prediction Limit

Intrawell Non-parametric

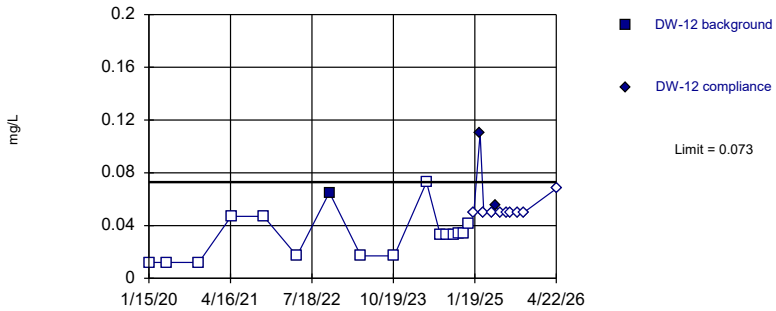

Non-parametric test used in lieu of parametric prediction limit because censored data exceeded 50%. Limit is highest of 16 background values. 93.75% NDs. Report alpha = 0.05882. Most recent point compared to limit. Seasonality was not detected with 95% confidence.

Constituent: Ammonia-N Analysis Run 6/21/2026 3:34 PM View: Stat analysis
Chiquita Canyon LF Client: Chiquita Canyon LF Data: Stat file inorg MP2019

Sanitas™ v.10.1.07 Software licensed to Environmental Applications, Inc. CA
Hollow symbols indicate censored values.

Within Limit

Prediction Limit

Intrawell Non-parametric

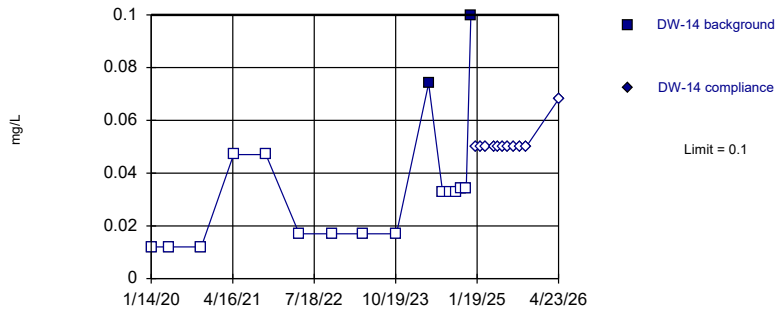

Non-parametric test used in lieu of parametric prediction limit because censored data exceeded 50%. Limit is highest of 16 background values. 87.5% NDs. Report alpha = 0.05882. Most recent point compared to limit. Seasonality was not detected with 95% confidence.

Constituent: Ammonia-N Analysis Run 6/21/2026 3:34 PM View: Stat analysis
Chiquita Canyon LF Client: Chiquita Canyon LF Data: Stat file inorg MP2019

Sanitas™ v.10.1.07 Software licensed to Environmental Applications, Inc. CA

Within Limit

Prediction Limit

Intrawell Parametric

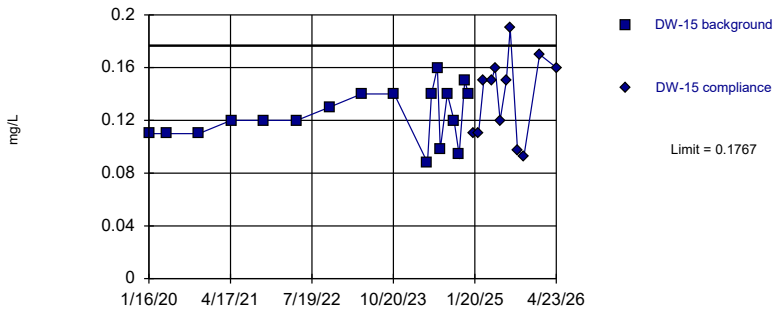

Background Data Summary: Mean=0.1239, Std. Dev.=0.02002, n=18. Seasonality was not detected with 95% confidence. Normality test was disabled. Report alpha = 0.01. Most recent point compared to limit.

Constituent: Ammonia-N Analysis Run 6/21/2026 3:34 PM View: Stat analysis
Chiquita Canyon LF Client: Chiquita Canyon LF Data: Stat file inorg MP2019

Sanitas™ v.10.1.07 Software licensed to Environmental Applications, Inc. CA
Hollow symbols indicate censored values.

Within Limit

Prediction Limit

Intrawell Non-parametric

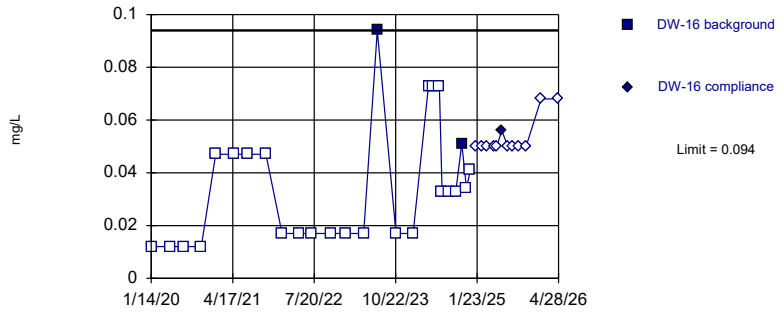

Non-parametric test used in lieu of parametric prediction limit because censored data exceeded 50%. Limit is highest of 26 background values. 92.31% NDs. Report alpha = 0.03704. Most recent point compared to limit. Seasonality was not detected with 95% confidence.

Constituent: Ammonia-N Analysis Run 6/21/2026 3:34 PM View: Stat analysis
Chiquita Canyon LF Client: Chiquita Canyon LF Data: Stat file inorg MP2019

Sanitas™ v.10.1.07 Software licensed to Environmental Applications, Inc. CA
Hollow symbols indicate censored values.

Exceeds Limit

Prediction Limit

Intrawell Non-parametric

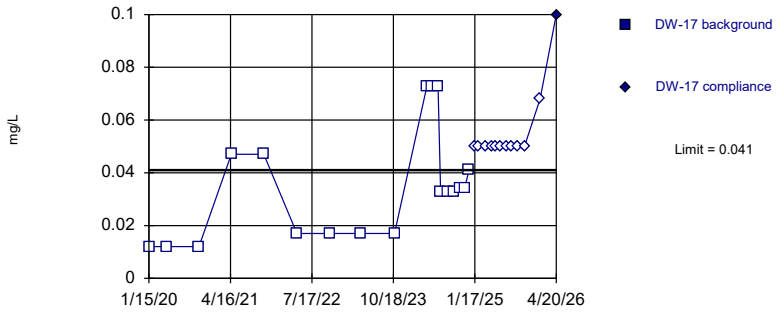

Non-parametric test used in lieu of parametric prediction limit because censored data exceeded 50%. All background values (n = 18) were censored; limit is most recent reporting limit. Report alpha = 0.05263. Most recent point compared to limit. Seasonality was not detected with 95% confidence.

Constituent: Ammonia-N Analysis Run 6/21/2026 3:34 PM View: Stat analysis
Chiquita Canyon LF Client: Chiquita Canyon LF Data: Stat file inorg MP2019

Sanitas™ v.10.1.07 Software licensed to Environmental Applications, Inc. CA
Hollow symbols indicate censored values.

Within Limit

Prediction Limit

Intrawell Non-parametric

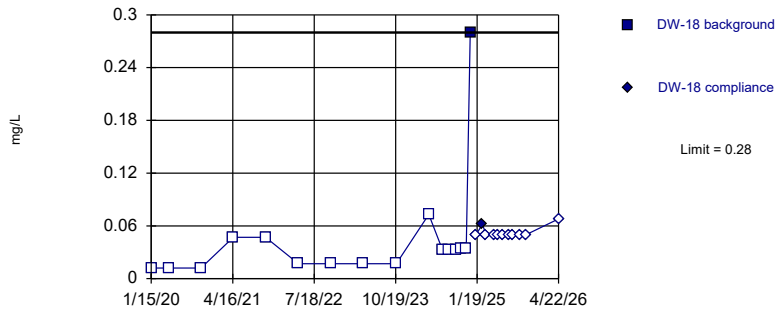

Non-parametric test used in lieu of parametric prediction limit because censored data exceeded 50%. Limit is highest of 16 background values. 93.75% NDs. Report alpha = 0.05882. Most recent point compared to limit. Seasonality was not detected with 95% confidence.

Constituent: Ammonia-N Analysis Run 6/21/2026 3:34 PM View: Stat analysis
Chiquita Canyon LF Client: Chiquita Canyon LF Data: Stat file inorg MP2019

Sanitas™ v.10.1.07 Software licensed to Environmental Applications, Inc. CA
Hollow symbols indicate censored values.

Within Limit

Prediction Limit

Intrawell Non-parametric

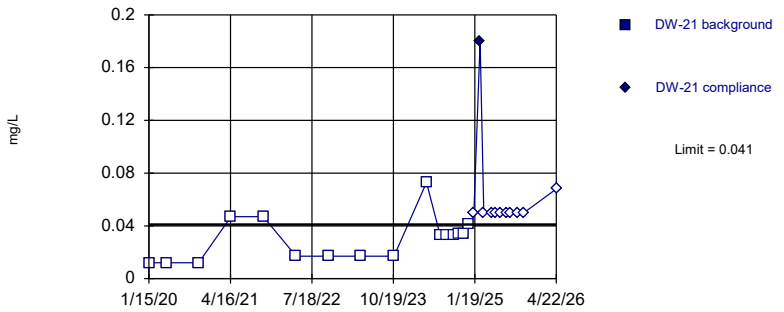

Non-parametric test used in lieu of parametric prediction limit because censored data exceeded 50%. All background values (n = 16) were censored; limit is most recent reporting limit. Report alpha = 0.05882. Most recent point compared to limit. Seasonality was not detected with 95% confidence.

Constituent: Ammonia-N Analysis Run 6/21/2026 3:34 PM View: Stat analysis
Chiquita Canyon LF Client: Chiquita Canyon LF Data: Stat file inorg MP2019

Sanitas™ v.10.1.07 Software licensed to Environmental Applications, Inc. CA
Hollow symbols indicate censored values.

Within Limit

Prediction Limit

Intrawell Parametric

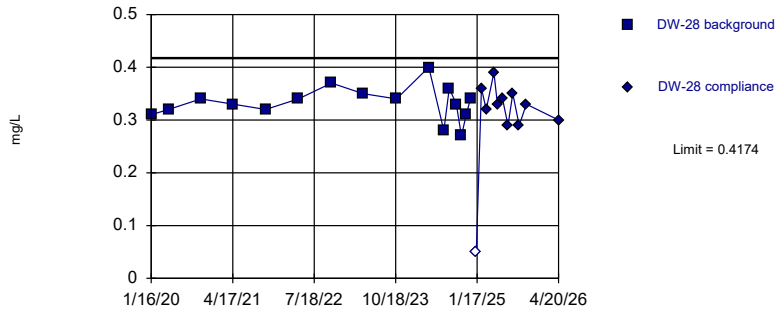

Background Data Summary: Mean=0.3319, Std. Dev.=0.03188, n=16. Seasonality was not detected with 95% confidence. Normality test was disabled. Report alpha = 0.01. Most recent point compared to limit.

Constituent: Ammonia-N Analysis Run 6/21/2026 3:34 PM View: Stat analysis
Chiquita Canyon LF Client: Chiquita Canyon LF Data: Stat file inorg MP2019

Sanitas™ v.10.1.07 Software licensed to Environmental Applications, Inc. CA
Hollow symbols indicate censored values.

Within Limit

Prediction Limit

Intrawell Non-parametric

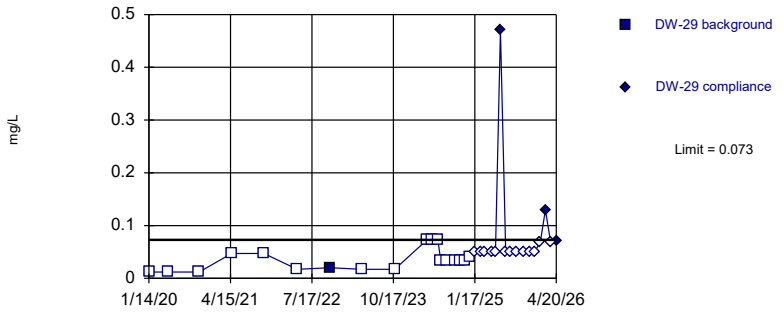

Non-parametric test used in lieu of parametric prediction limit because censored data exceeded 50%. Limit is highest of 18 background values. 94.44% NDs. Report alpha = 0.05263. Most recent point compared to limit. Seasonality was not detected with 95% confidence.

Constituent: Ammonia-N Analysis Run 6/21/2026 3:34 PM View: Stat analysis
Chiquita Canyon LF Client: Chiquita Canyon LF Data: Stat file inorg MP2019

Sanitas™ v.10.1.07 Software licensed to Environmental Applications, Inc. CA
Hollow symbols indicate censored values.

Within Limit

Prediction Limit

Intrawell Non-parametric

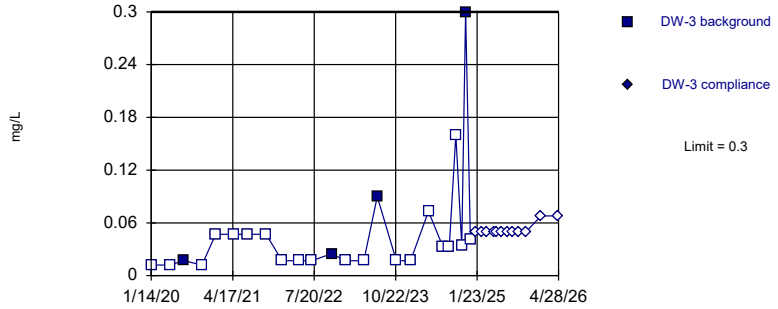

Non-parametric test used in lieu of parametric prediction limit because censored data exceeded 50%. Limit is highest of 24 background values. 83.33% NDs. Report alpha = 0.04. Most recent point compared to limit. Seasonality was not detected with 95% confidence.

Constituent: Ammonia-N Analysis Run 6/21/2026 3:34 PM View: Stat analysis
Chiquita Canyon LF Client: Chiquita Canyon LF Data: Stat file inorg MP2019

Sanitas™ v.10.1.07 Software licensed to Environmental Applications, Inc. CA
Hollow symbols indicate censored values.

Within Limit

Prediction Limit

Intrawell Non-parametric

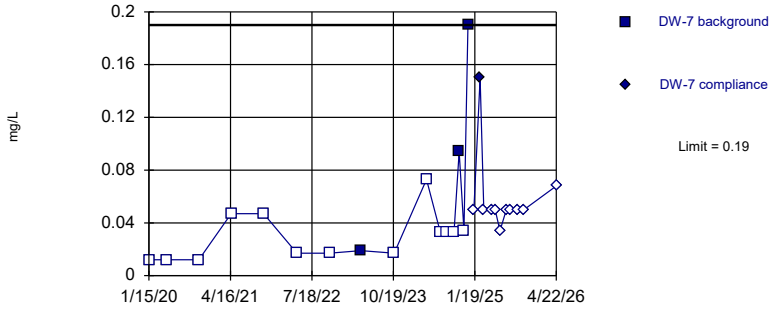

Non-parametric test used in lieu of parametric prediction limit because censored data exceeded 50%. Limit is highest of 16 background values. 81.25% NDs. Report alpha = 0.05882. Most recent point compared to limit. Seasonality was not detected with 95% confidence.

Constituent: Ammonia-N Analysis Run 6/21/2026 3:34 PM View: Stat analysis
Chiquita Canyon LF Client: Chiquita Canyon LF Data: Stat file inorg MP2019

Sanitas™ v.10.1.07 Software licensed to Environmental Applications, Inc. CA

Within Limit

Prediction Limit

Intrawell Parametric

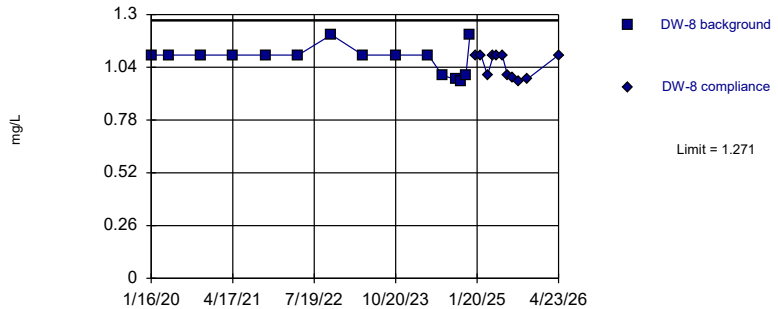

Background Data Summary: Mean=1.083, Std. Dev.=0.06925, n=15. Seasonality was not detected with 95% confidence. Normality test was disabled. Report alpha = 0.01. Most recent point compared to limit.

Constituent: Ammonia-N Analysis Run 6/21/2026 3:34 PM View: Stat analysis
Chiquita Canyon LF Client: Chiquita Canyon LF Data: Stat file inorg MP2019

Sanitas™ v.10.1.07 Software licensed to Environmental Applications, Inc. CA
Hollow symbols indicate censored values.

Within Limit

Prediction Limit

Intrawell Non-parametric

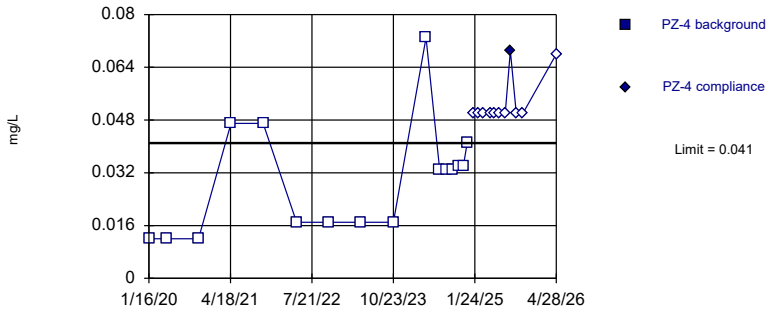

Non-parametric test used in lieu of parametric prediction limit because censored data exceeded 50%. All background values (n = 16) were censored; limit is most recent reporting limit. Report alpha = 0.05882. Most recent point compared to limit. Seasonality was not detected with 95% confidence.

Constituent: Ammonia-N Analysis Run 6/21/2026 3:34 PM View: Stat analysis
Chiquita Canyon LF Client: Chiquita Canyon LF Data: Stat file inorg MP2019

Sanitas™ v.10.1.07 Software licensed to Environmental Applications, Inc. CA
Hollow symbols indicate censored values.

Within Limit

Prediction Limit

Intrawell Non-parametric

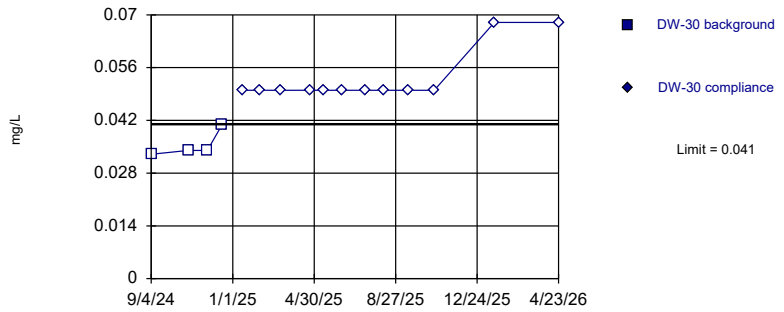

Non-parametric test used in lieu of parametric prediction limit because censored data exceeded 50%. All background values (n = 4) were censored; limit is most recent reporting limit. Report alpha = 0.2. Most recent point compared to limit. Seasonality was not detected with 95% confidence.

Constituent: Ammonia-N Analysis Run 6/21/2026 3:34 PM View: Stat analysis
Chiquita Canyon LF Client: Chiquita Canyon LF Data: Stat file inorg MP2019

Sanitas™ v.10.1.07 Software licensed to Environmental Applications, Inc. CA
Hollow symbols indicate censored values.

Within Limit

Prediction Limit

Intrawell Non-parametric

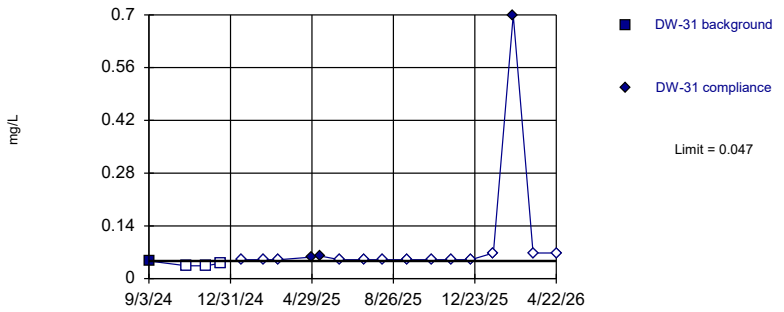

Non-parametric test used in lieu of parametric prediction limit because censored data exceeded 50%. Limit is highest of 4 background values. 75% NDs. Report alpha = 0.2. Most recent point compared to limit. Seasonality was not detected with 95% confidence.

Constituent: Ammonia-N Analysis Run 6/21/2026 3:34 PM View: Stat analysis
Chiquita Canyon LF Client: Chiquita Canyon LF Data: Stat file inorg MP2019

Sanitas™ v.10.1.07 Software licensed to Environmental Applications, Inc. CA
Hollow symbols indicate censored values.

Within Limit

Prediction Limit

Intrawell Non-parametric

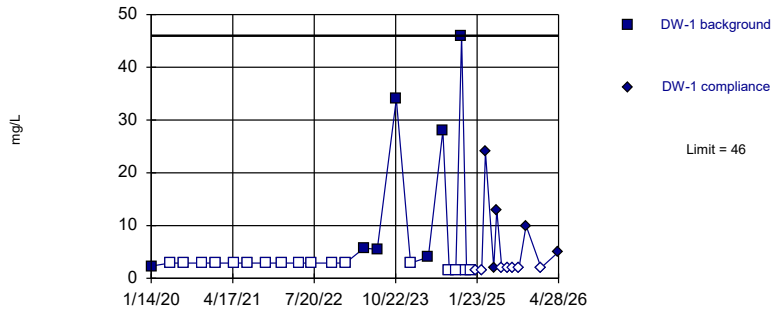

Non-parametric test used in lieu of parametric prediction limit because censored data exceeded 50%. Limit is highest of 24 background values. 70.83% NDs. Report alpha = 0.04. Most recent point compared to limit. Seasonality was not detected with 95% confidence.

Constituent: Chemical Oxygen Demand Analysis Run 6/21/2026 3:34 PM View: Stat analysis
Chiquita Canyon LF Client: Chiquita Canyon LF Data: Stat file inorg MP2019

Sanitas™ v.10.1.07 Software licensed to Environmental Applications, Inc. CA
Hollow symbols indicate censored values.

Within Limit

Prediction Limit

Intrawell Non-parametric

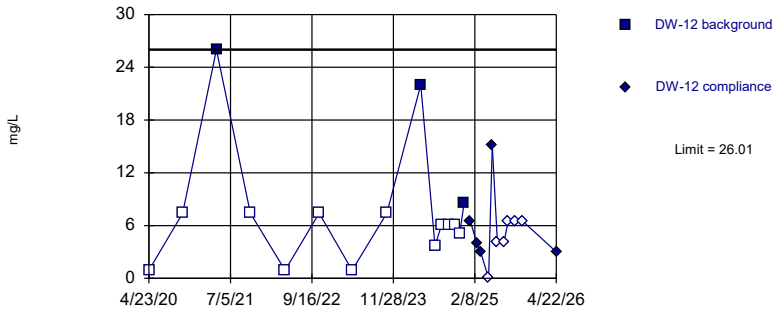

Non-parametric test used in lieu of parametric prediction limit because censored data exceeded 50%. Limit is highest of 15 background values. 80% NDs. Report alpha = 0.0625. Most recent point compared to limit. Data were deseasonalized.

Constituent: Chemical Oxygen Demand Analysis Run 6/21/2026 3:34 PM View: Stat analysis
Chiquita Canyon LF Client: Chiquita Canyon LF Data: Stat file inorg MP2019

Sanitas™ v.10.1.07 Software licensed to Environmental Applications, Inc. CA
Hollow symbols indicate censored values.

Within Limit

Prediction Limit

Intrawell Non-parametric

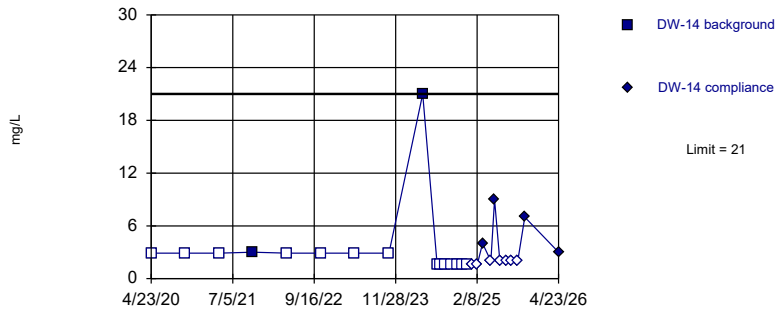

Non-parametric test used in lieu of parametric prediction limit because censored data exceeded 50%. Limit is highest of 16 background values. 87.5% NDs. Report alpha = 0.05882. Most recent point compared to limit. Seasonality was not detected with 95% confidence.

Constituent: Chemical Oxygen Demand Analysis Run 6/21/2026 3:34 PM View: Stat analysis
Chiquita Canyon LF Client: Chiquita Canyon LF Data: Stat file inorg MP2019

Sanitas™ v.10.1.07 Software licensed to Environmental Applications, Inc. CA
Hollow symbols indicate censored values.

Within Limit

Prediction Limit

Intrawell Non-parametric

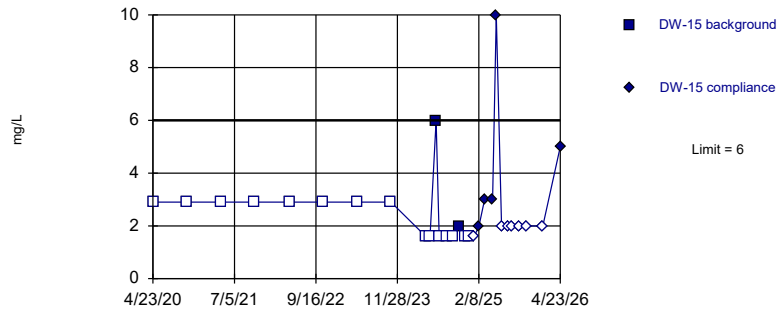

Non-parametric test used in lieu of parametric prediction limit because censored data exceeded 50%. Limit is highest of 17 background values. 88.24% NDs. Report alpha = 0.05556. Most recent point compared to limit. Seasonality was not detected with 95% confidence.

Constituent: Chemical Oxygen Demand Analysis Run 6/21/2026 3:34 PM View: Stat analysis
Chiquita Canyon LF Client: Chiquita Canyon LF Data: Stat file inorg MP2019

Sanitas™ v.10.1.07 Software licensed to Environmental Applications, Inc. CA
Hollow symbols indicate censored values.

Within Limit

Prediction Limit

Intrawell Non-parametric

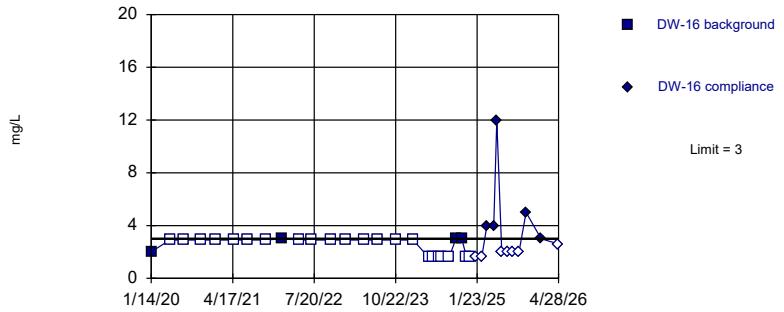

Non-parametric test used in lieu of parametric prediction limit because censored data exceeded 50%. Limit is highest of 26 background values. 84.62% NDs. Report alpha = 0.03704. Most recent point compared to limit. Seasonality was not detected with 95% confidence.

Constituent: Chemical Oxygen Demand Analysis Run 6/21/2026 3:34 PM View: Stat analysis
Chiquita Canyon LF Client: Chiquita Canyon LF Data: Stat file inorg MP2019

Sanitas™ v.10.1.07 Software licensed to Environmental Applications, Inc. CA
Hollow symbols indicate censored values.

Exceeds Limit

Prediction Limit

Intrawell Non-parametric

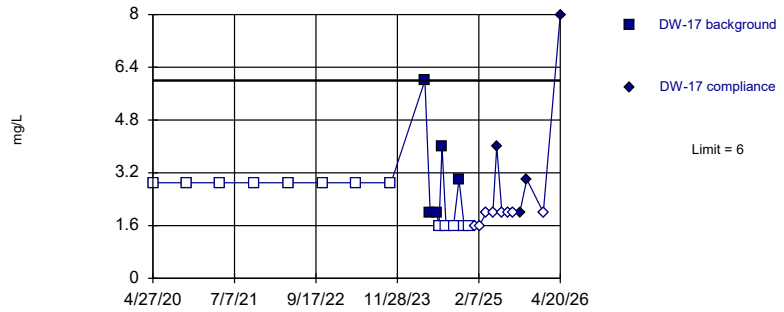

Non-parametric test used in lieu of parametric prediction limit because censored data exceeded 50%. Limit is highest of 18 background values. 72.22% NDs. Report alpha = 0.05263. Most recent point compared to limit. Seasonality was not detected with 95% confidence.

Constituent: Chemical Oxygen Demand Analysis Run 6/21/2026 3:34 PM View: Stat analysis
Chiquita Canyon LF Client: Chiquita Canyon LF Data: Stat file inorg MP2019

Sanitas™ v.10.1.07 Software licensed to Environmental Applications, Inc. CA
Hollow symbols indicate censored values.

Within Limit

Prediction Limit

Intrawell Parametric

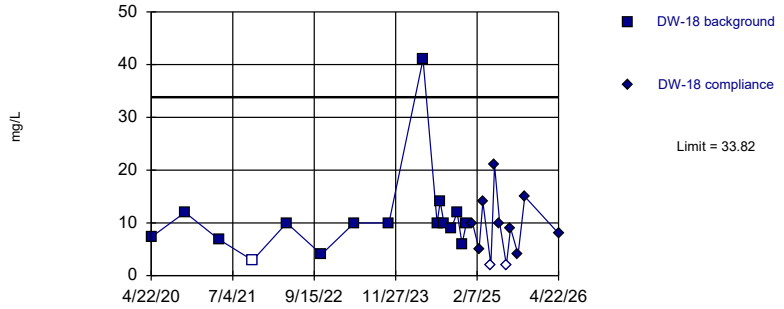

Background Data Summary: Mean=10.94, Std. Dev.=8.529, n=16, 6.25% NDs. Seasonality was not detected with 95% confidence. Normality test was disabled. Report alpha = 0.01. Most recent point compared to limit.

Constituent: Chemical Oxygen Demand Analysis Run 6/21/2026 3:34 PM View: Stat analysis
Chiquita Canyon LF Client: Chiquita Canyon LF Data: Stat file inorg MP2019

Sanitas™ v.10.1.07 Software licensed to Environmental Applications, Inc. CA
Hollow symbols indicate censored values.

Within Limit

Prediction Limit

Intrawell Non-parametric

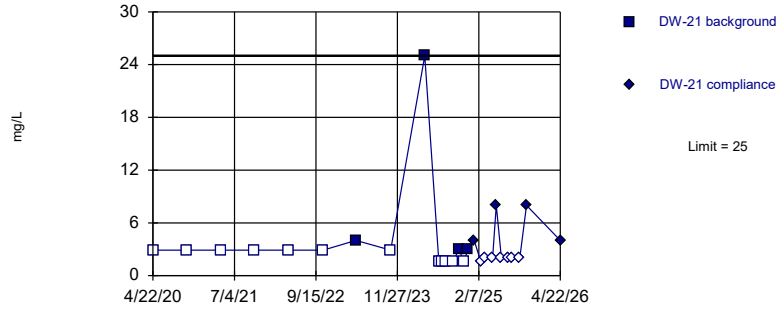

Non-parametric test used in lieu of parametric prediction limit because censored data exceeded 50%. Limit is highest of 16 background values. 75% NDs. Report alpha = 0.05882. Most recent point compared to limit. Seasonality was not detected with 95% confidence.

Constituent: Chemical Oxygen Demand Analysis Run 6/21/2026 3:34 PM View: Stat analysis
Chiquita Canyon LF Client: Chiquita Canyon LF Data: Stat file inorg MP2019

Sanitas™ v.10.1.07 Software licensed to Environmental Applications, Inc. CA
Hollow symbols indicate censored values.

Within Limit

Prediction Limit

Intrawell Non-parametric

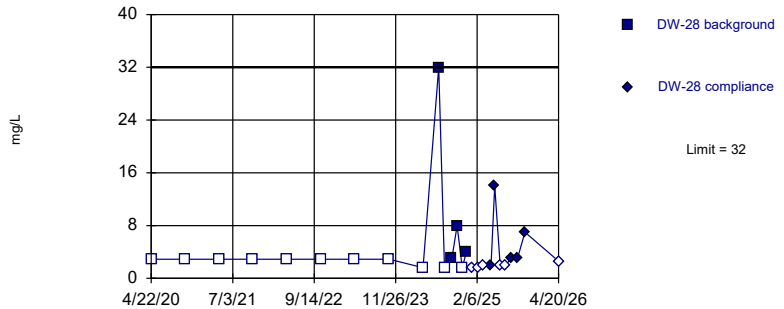

Non-parametric test used in lieu of parametric prediction limit because censored data exceeded 50%. Limit is highest of 15 background values. 73.33% NDs. Report alpha = 0.0625. Most recent point compared to limit. Seasonality was not detected with 95% confidence.

Constituent: Chemical Oxygen Demand Analysis Run 6/21/2026 3:34 PM View: Stat analysis
Chiquita Canyon LF Client: Chiquita Canyon LF Data: Stat file inorg MP2019

Sanitas™ v.10.1.07 Software licensed to Environmental Applications, Inc. CA
Hollow symbols indicate censored values.

Within Limit

Prediction Limit

Intrawell Parametric

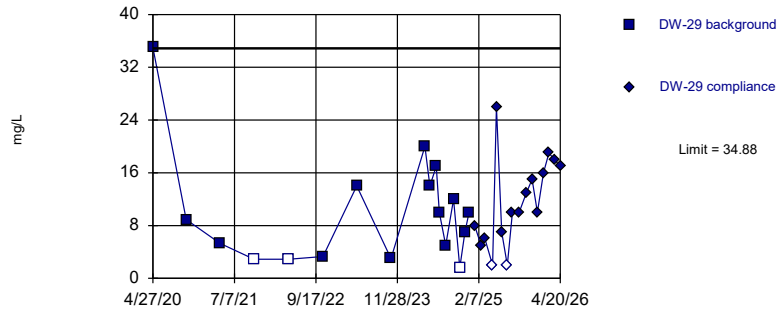

Background Data Summary (after Cohen`s Adjustment): Mean=9.152, Std. Dev.=9.677, n=17, 17.65% NDs. Seasonality was not detected with 95% confidence. Normality test was disabled. Report alpha = 0.01. Most recent point compared to limit.

Constituent: Chemical Oxygen Demand Analysis Run 6/21/2026 3:34 PM View: Stat analysis
Chiquita Canyon LF Client: Chiquita Canyon LF Data: Stat file inorg MP2019

Sanitas™ v.10.1.07 Software licensed to Environmental Applications, Inc. CA
Hollow symbols indicate censored values.

Within Limit

Prediction Limit

Intrawell Non-parametric

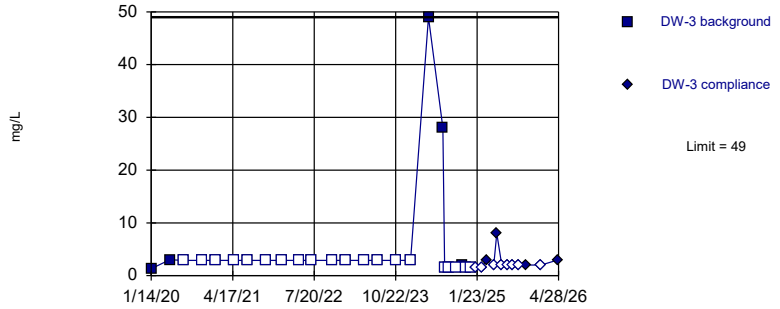

Non-parametric test used in lieu of parametric prediction limit because censored data exceeded 50%. Limit is highest of 25 background values. 80% NDs. Report alpha = 0.03846. Most recent point compared to limit. Seasonality was not detected with 95% confidence.

Constituent: Chemical Oxygen Demand Analysis Run 6/21/2026 3:35 PM View: Stat analysis
Chiquita Canyon LF Client: Chiquita Canyon LF Data: Stat file inorg MP2019

Sanitas™ v.10.1.07 Software licensed to Environmental Applications, Inc. CA
Hollow symbols indicate censored values.

Exceeds Limit

Prediction Limit

Intrawell Non-parametric

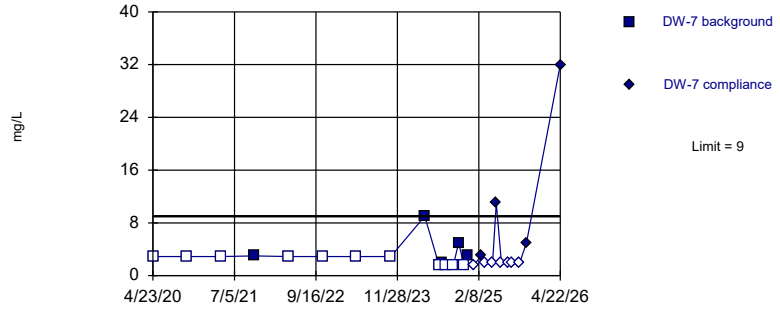

Non-parametric test used in lieu of parametric prediction limit because censored data exceeded 50%. Limit is highest of 16 background values. 68.75% NDs. Report alpha = 0.05882. Most recent point compared to limit. Seasonality was not detected with 95% confidence.

Constituent: Chemical Oxygen Demand Analysis Run 6/21/2026 3:35 PM View: Stat analysis
Chiquita Canyon LF Client: Chiquita Canyon LF Data: Stat file inorg MP2019

Sanitas™ v.10.1.07 Software licensed to Environmental Applications, Inc. CA
Hollow symbols indicate censored values.

Within Limit

Prediction Limit

Intrawell Non-parametric

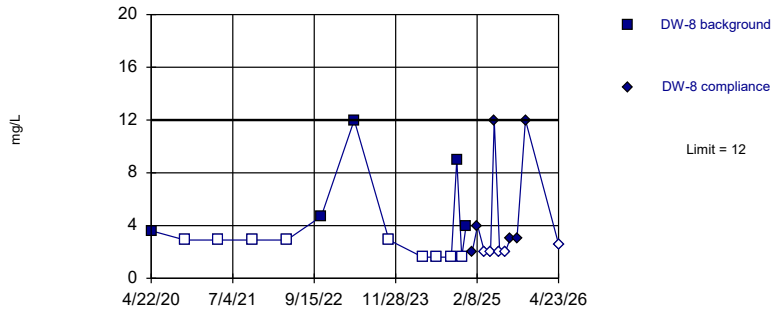

Non-parametric test used in lieu of parametric prediction limit because censored data exceeded 50%. Limit is highest of 14 background values. 64.29% NDs. Report alpha = 0.06667. Most recent point compared to limit. Seasonality was not detected with 95% confidence.

Constituent: Chemical Oxygen Demand Analysis Run 6/21/2026 3:35 PM View: Stat analysis
Chiquita Canyon LF Client: Chiquita Canyon LF Data: Stat file inorg MP2019

Sanitas™ v.10.1.07 Software licensed to Environmental Applications, Inc. CA
Hollow symbols indicate censored values.

Within Limit

Prediction Limit

Intrawell Parametric

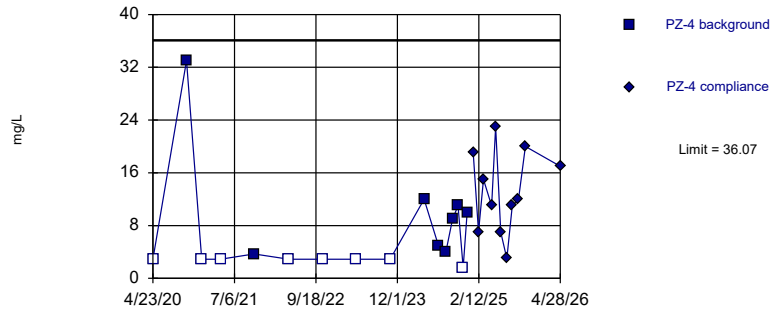

Background Data Summary (after Cohen`s Adjustment): Mean=1.541, Std. Dev.=12.87, n=16, 50% NDs. Seasonality was not detected with 95% confidence. Normality test was disabled. Report alpha = 0.01. Most recent point compared to limit.

Constituent: Chemical Oxygen Demand Analysis Run 6/21/2026 3:35 PM View: Stat analysis
Chiquita Canyon LF Client: Chiquita Canyon LF Data: Stat file inorg MP2019

Sanitas™ v.10.1.07 Software licensed to Environmental Applications, Inc. CA
Hollow symbols indicate censored values.

Within Limit

Prediction Limit

Intrawell Parametric

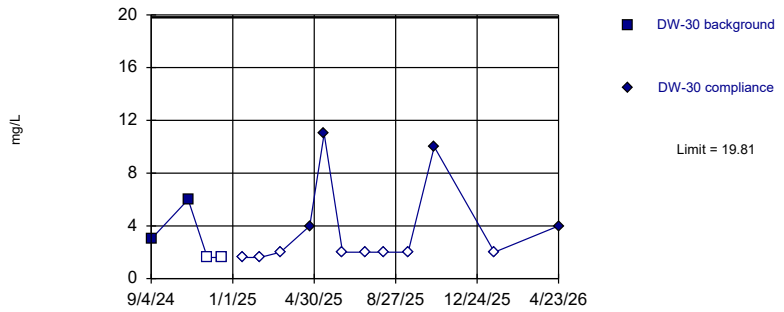

Background Data Summary (after Cohen`s Adjustment): Mean=1.625, Std. Dev.=3.583, n=4, 50% NDs. Seasonality was not detected with 95% confidence. Normality test was disabled. Report alpha = 0.01. Most recent point compared to limit.

Constituent: Chemical Oxygen Demand Analysis Run 6/21/2026 3:35 PM View: Stat analysis

Chiquita Canyon LF Client: Chiquita Canyon LF Data: Stat file inorg MP2019

Sanitas™ v.10.1.07 Software licensed to Environmental Applications, Inc. CA

Within Limit

Prediction Limit

Intrawell Parametric

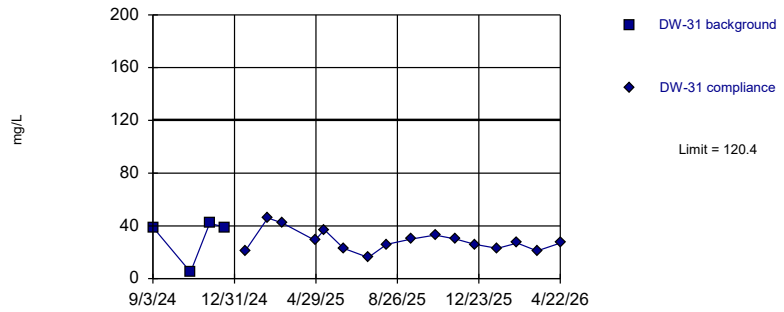

Background Data Summary: Mean=31.25, Std. Dev.=17.56, n=4. Seasonality was not detected with 95% confidence. Normality test was disabled. Report alpha = 0.01. Most recent point compared to limit.

Constituent: Chemical Oxygen Demand Analysis Run 6/21/2026 3:35 PM View: Stat analysis

Chiquita Canyon LF Client: Chiquita Canyon LF Data: Stat file inorg MP2019

Sanitas™ v.10.1.07 Software licensed to Environmental Applications, Inc. CA

Within Limit

Prediction Limit

Intrawell Parametric

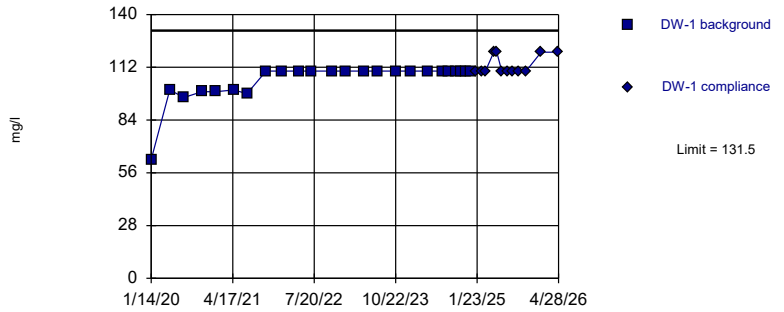

Background Data Summary: Mean=105.2, Std. Dev.=10.3, n=24. Seasonality was not detected with 95% confidence. Normality test was disabled. Report alpha = 0.01. Most recent point compared to limit.

Constituent: Chloride Analysis Run 6/21/2026 3:35 PM View: Stat analysis

Chiquita Canyon LF Client: Chiquita Canyon LF Data: Stat file inorg MP2019

Sanitas™ v.10.1.07 Software licensed to Environmental Applications, Inc. CA

Within Limit

Prediction Limit

Intrawell Parametric

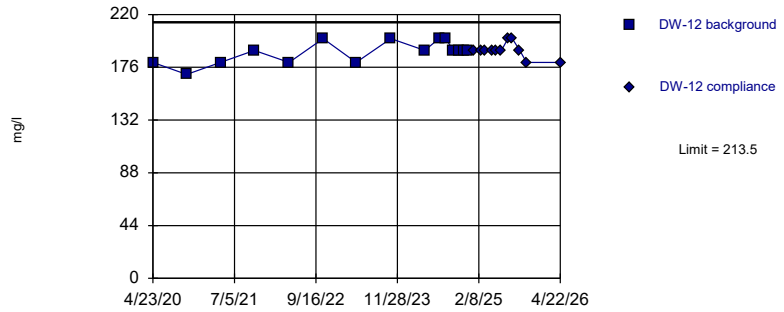

Background Data Summary: Mean=188.7, Std. Dev.=9.155, n=15. Seasonality was not detected with 95% confidence. Normality test was disabled. Report alpha = 0.01. Most recent point compared to limit.

Constituent: Chloride Analysis Run 6/21/2026 3:35 PM View: Stat analysis

Chiquita Canyon LF Client: Chiquita Canyon LF Data: Stat file inorg MP2019

Sanitas™ v.10.1.07 Software licensed to Environmental Applications, Inc. CA

Within Limit

Prediction Limit

Intrawell Parametric

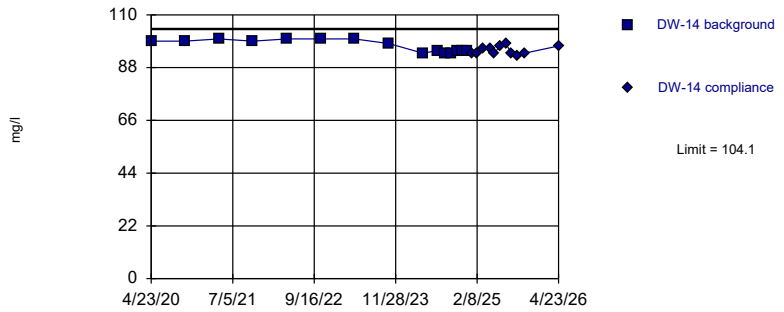

Background Data Summary: Mean=97.13, Std. Dev.=2.56, n=15. Seasonality was not detected with 95% confidence. Normality test was disabled. Report alpha = 0.01. Most recent point compared to limit.

Constituent: Chloride Analysis Run 6/21/2026 3:35 PM View: Stat analysis
Chiquita Canyon LF Client: Chiquita Canyon LF Data: Stat file inorg MP2019

Sanitas™ v.10.1.07 Software licensed to Environmental Applications, Inc. CA

Within Limit

Prediction Limit

Intrawell Parametric

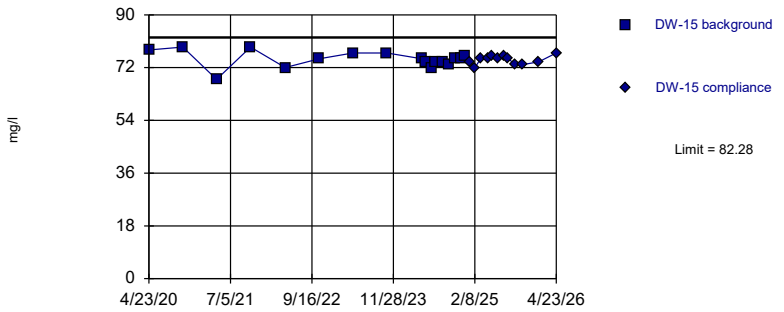

Background Data Summary: Mean=74.88, Std. Dev.=2.781, n=17. Seasonality was not detected with 95% confidence. Normality test was disabled. Report alpha = 0.01. Most recent point compared to limit.

Constituent: Chloride Analysis Run 6/21/2026 3:35 PM View: Stat analysis
Chiquita Canyon LF Client: Chiquita Canyon LF Data: Stat file inorg MP2019

Sanitas™ v.10.1.07 Software licensed to Environmental Applications, Inc. CA

Within Limit

Prediction Limit

Intrawell Parametric

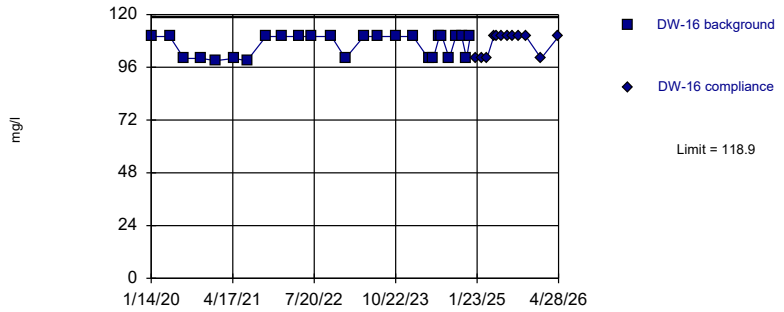

Background Data Summary: Mean=106.1, Std. Dev.=5.067, n=26. Seasonality was not detected with 95% confidence. Normality test was disabled. Report alpha = 0.01. Most recent point compared to limit.

Constituent: Chloride Analysis Run 6/21/2026 3:35 PM View: Stat analysis
Chiquita Canyon LF Client: Chiquita Canyon LF Data: Stat file inorg MP2019

Sanitas™ v.10.1.07 Software licensed to Environmental Applications, Inc. CA

Within Limit

Prediction Limit

Intrawell Parametric

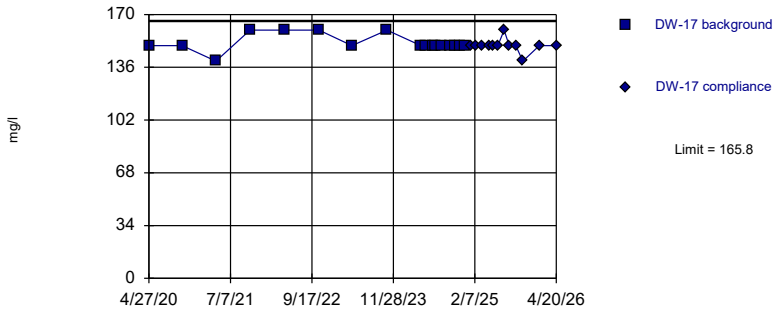

Background Data Summary: Mean=151.8, Std. Dev.=5.286, n=17. Seasonality was not detected with 95% confidence. Normality test was disabled. Report alpha = 0.01. Most recent point compared to limit.

Constituent: Chloride Analysis Run 6/21/2026 3:35 PM View: Stat analysis
Chiquita Canyon LF Client: Chiquita Canyon LF Data: Stat file inorg MP2019

Sanitas™ v.10.1.07 Software licensed to Environmental Applications, Inc. CA

Within Limit

Prediction Limit

Intrawell Parametric

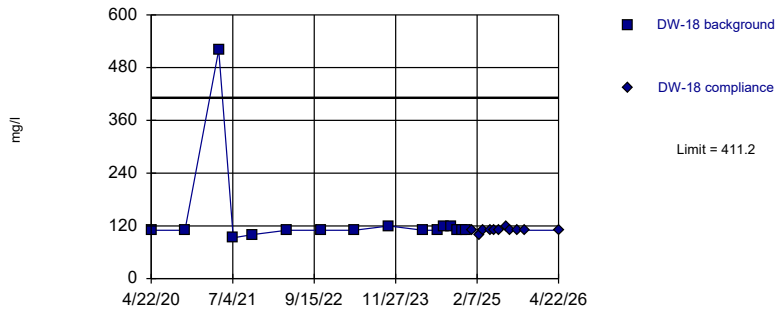

Background Data Summary: Mean=135.8, Std. Dev.=102.7, n=16. Seasonality was not detected with 95% confidence. Normality test was disabled. Report alpha = 0.01. Most recent point compared to limit.

Constituent: Chloride Analysis Run 6/21/2026 3:35 PM View: Stat analysis
Chiquita Canyon LF Client: Chiquita Canyon LF Data: Stat file inorg MP2019

Sanitas™ v.10.1.07 Software licensed to Environmental Applications, Inc. CA

Within Limit

Prediction Limit

Intrawell Parametric

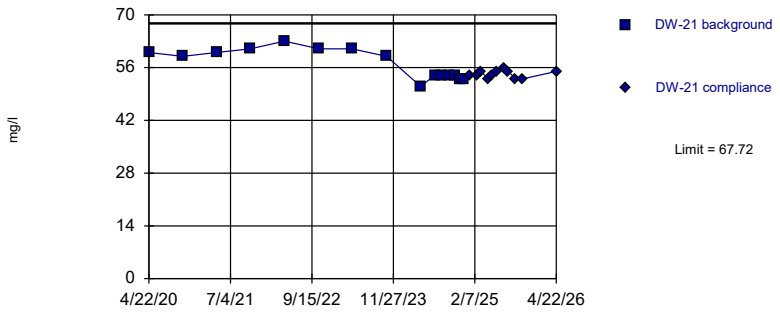

Background Data Summary: Mean=57.13, Std. Dev.=3.907, n=15. Seasonality was not detected with 95% confidence. Normality test was disabled. Report alpha = 0.01. Most recent point compared to limit.

Constituent: Chloride Analysis Run 6/21/2026 3:35 PM View: Stat analysis
Chiquita Canyon LF Client: Chiquita Canyon LF Data: Stat file inorg MP2019

Sanitas™ v.10.1.07 Software licensed to Environmental Applications, Inc. CA

Within Limit

Prediction Limit

Intrawell Parametric

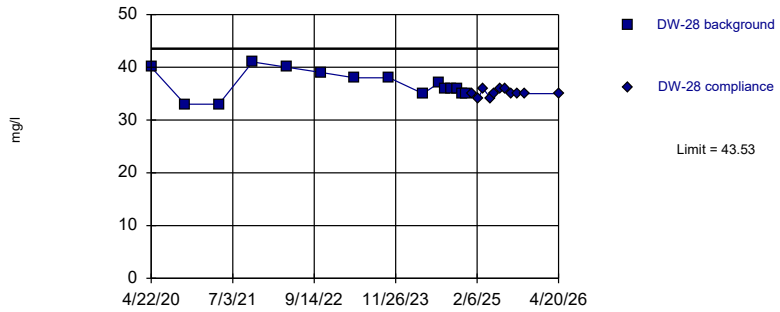

Background Data Summary: Mean=36.8, Std. Dev.=2.484, n=15. Seasonality was not detected with 95% confidence. Normality test was disabled. Report alpha = 0.01. Most recent point compared to limit.

Constituent: Chloride Analysis Run 6/21/2026 3:35 PM View: Stat analysis
Chiquita Canyon LF Client: Chiquita Canyon LF Data: Stat file inorg MP2019

Sanitas™ v.10.1.07 Software licensed to Environmental Applications, Inc. CA

Within Limit

Prediction Limit

Intrawell Parametric

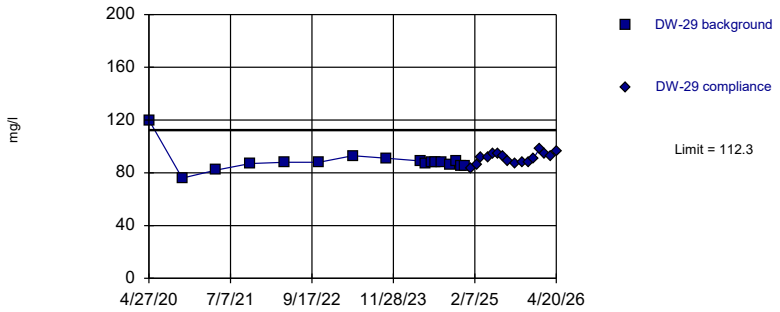

Background Data Summary: Mean=88.82, Std. Dev.=8.848, n=17. Seasonality was not detected with 95% confidence. Normality test was disabled. Report alpha = 0.01. Most recent point compared to limit.

Constituent: Chloride Analysis Run 6/21/2026 3:35 PM View: Stat analysis
Chiquita Canyon LF Client: Chiquita Canyon LF Data: Stat file inorg MP2019

Sanitas™ v.10.1.07 Software licensed to Environmental Applications, Inc. CA

Within Limit

Prediction Limit

Intrawell Parametric

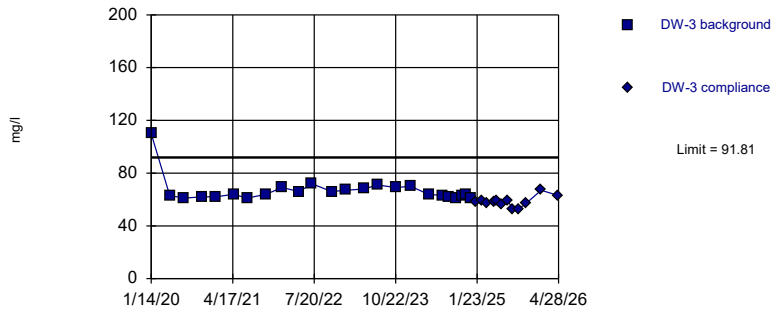

Background Data Summary: Mean=66.79, Std. Dev.=9.807, n=24. Seasonality was not detected with 95% confidence. Normality test was disabled. Report alpha = 0.01. Most recent point compared to limit.

Constituent: Chloride Analysis Run 6/21/2026 3:35 PM View: Stat analysis
Chiquita Canyon LF Client: Chiquita Canyon LF Data: Stat file inorg MP2019

Sanitas™ v.10.1.07 Software licensed to Environmental Applications, Inc. CA

Within Limit

Prediction Limit

Intrawell Parametric

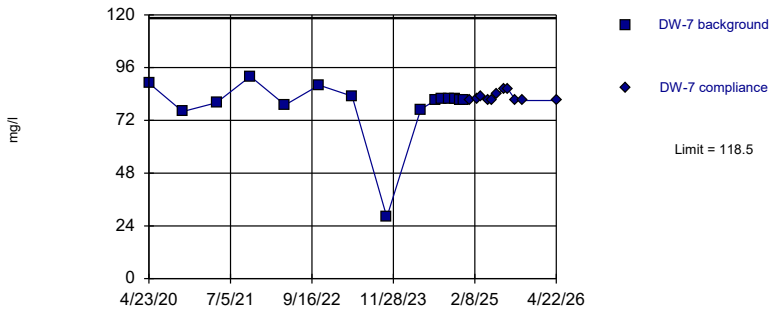

Background Data Summary: Mean=78.73, Std. Dev.=14.68, n=15. Seasonality was not detected with 95% confidence. Normality test was disabled. Report alpha = 0.01. Most recent point compared to limit.

Constituent: Chloride Analysis Run 6/21/2026 3:35 PM View: Stat analysis
Chiquita Canyon LF Client: Chiquita Canyon LF Data: Stat file inorg MP2019

Sanitas™ v.10.1.07 Software licensed to Environmental Applications, Inc. CA

Within Limit

Prediction Limit

Intrawell Parametric

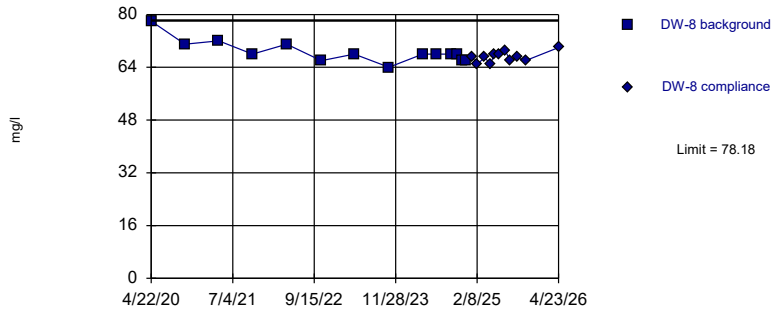

Background Data Summary: Mean=68.71, Std. Dev.=3.451, n=14. Seasonality was not detected with 95% confidence. Normality test was disabled. Report alpha = 0.01. Most recent point compared to limit.

Constituent: Chloride Analysis Run 6/21/2026 3:35 PM View: Stat analysis
Chiquita Canyon LF Client: Chiquita Canyon LF Data: Stat file inorg MP2019

Sanitas™ v.10.1.07 Software licensed to Environmental Applications, Inc. CA

Within Limit

Prediction Limit

Intrawell Parametric

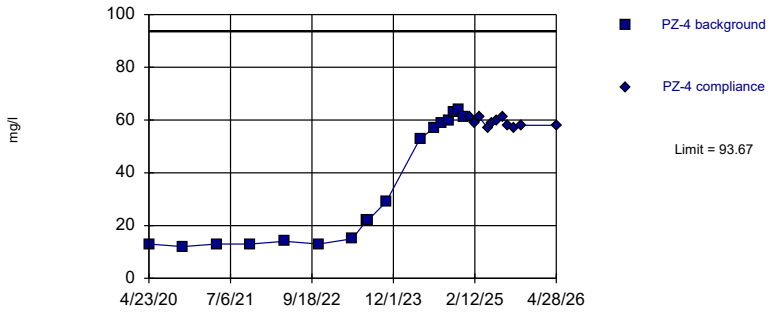

Background Data Summary: Mean=34.29, Std. Dev.=22.33, n=17. Seasonality was not detected with 95% confidence. Normality test was disabled. Report alpha = 0.01. Most recent point compared to limit.

Constituent: Chloride Analysis Run 6/21/2026 3:35 PM View: Stat analysis
Chiquita Canyon LF Client: Chiquita Canyon LF Data: Stat file inorg MP2019

Sanitas™ v.10.1.07 Software licensed to Environmental Applications, Inc. CA

Within Limit

Prediction Limit

Intrawell Parametric

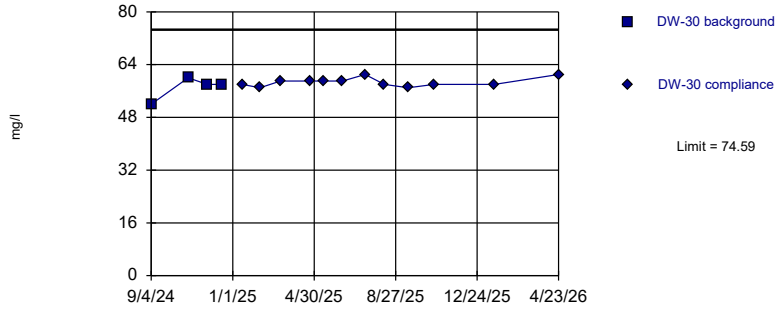

Background Data Summary: Mean=57, Std. Dev.=3.464, n=4. Seasonality was not detected with 95% confidence. Normality test was disabled. Report alpha = 0.01. Most recent point compared to limit.

Constituent: Chloride Analysis Run 6/21/2026 3:35 PM View: Stat analysis
Chiquita Canyon LF Client: Chiquita Canyon LF Data: Stat file inorg MP2019

Sanitas™ v.10.1.07 Software licensed to Environmental Applications, Inc. CA

Within Limit

Prediction Limit

Intrawell Parametric

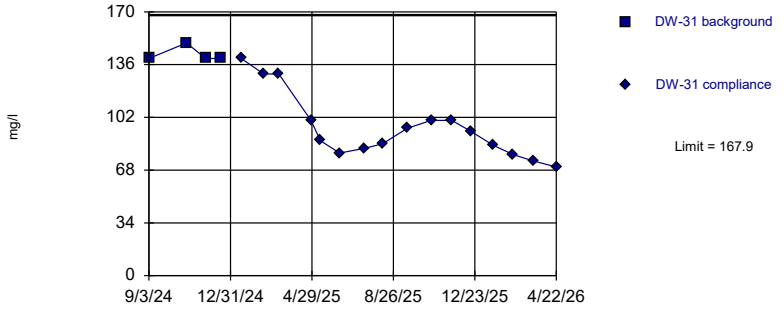

Background Data Summary: Mean=142.5, Std. Dev.=5, n=4. Seasonality was not detected with 95% confidence. Normality test was disabled. Report alpha = 0.01. Most recent point compared to limit.

Constituent: Chloride Analysis Run 6/21/2026 3:35 PM View: Stat analysis
Chiquita Canyon LF Client: Chiquita Canyon LF Data: Stat file inorg MP2019

Sanitas™ v.10.1.07 Software licensed to Environmental Applications, Inc. CA
Hollow symbols indicate censored values.

Within Limit

Prediction Limit

Intrawell Non-parametric

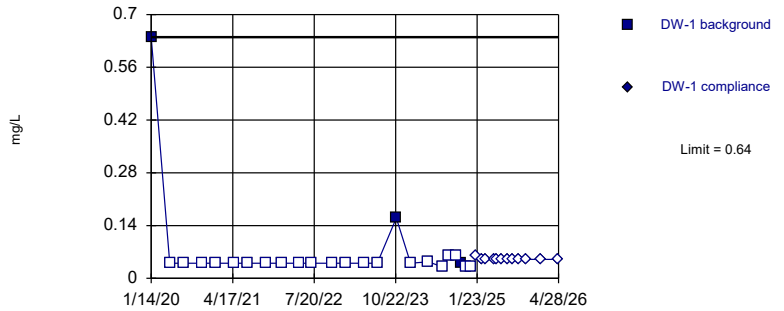

Non-parametric test used in lieu of parametric prediction limit because censored data exceeded 50%. Limit is highest of 24 background values. 87.5% NDs. Report alpha = 0.04. Most recent point compared to limit. Seasonality was not detected with 95% confidence.

Constituent: Nitrate as N Analysis Run 6/21/2026 3:35 PM View: Stat analysis
Chiquita Canyon LF Client: Chiquita Canyon LF Data: Stat file inorg MP2019

Sanitas™ v.10.1.07 Software licensed to Environmental Applications, Inc. CA

Within Limit

Prediction Limit

Intrawell Parametric

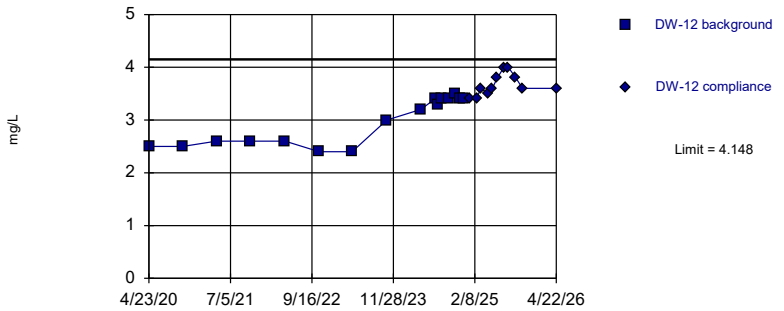

Background Data Summary: Mean=2.975, Std. Dev.=0.4374, n=16. Seasonality was not detected with 95% confidence. Normality test was disabled. Report alpha = 0.01. Most recent point compared to limit.

Constituent: Nitrate as N Analysis Run 6/21/2026 3:35 PM View: Stat analysis
Chiquita Canyon LF Client: Chiquita Canyon LF Data: Stat file inorg MP2019

Sanitas™ v.10.1.07 Software licensed to Environmental Applications, Inc. CA

Within Limit

Prediction Limit

Intrawell Parametric

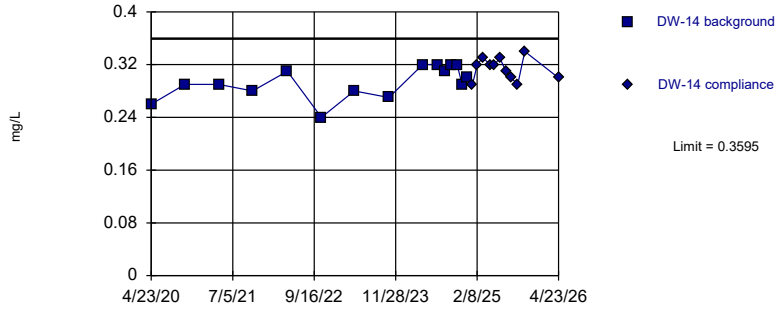

Background Data Summary: Mean=0.2933, Std. Dev.=0.0244, n=15. Seasonality was not detected with 95% confidence. Normality test was disabled. Report alpha = 0.01. Most recent point compared to limit.

Constituent: Nitrate as N Analysis Run 6/21/2026 3:35 PM View: Stat analysis
Chiquita Canyon LF Client: Chiquita Canyon LF Data: Stat file inorg MP2019

Sanitas™ v.10.1.07 Software licensed to Environmental Applications, Inc. CA
Hollow symbols indicate censored values.

Within Limit

Prediction Limit

Intrawell Non-parametric

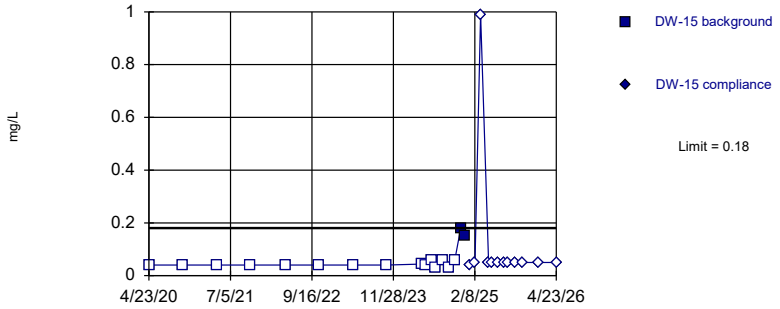

Non-parametric test used in lieu of parametric prediction limit because censored data exceeded 50%. Limit is highest of 17 background values. 88.24% NDs. Report alpha = 0.05556. Most recent point compared to limit. Seasonality was not detected with 95% confidence.

Constituent: Nitrate as N Analysis Run 6/21/2026 3:35 PM View: Stat analysis
Chiquita Canyon LF Client: Chiquita Canyon LF Data: Stat file inorg MP2019

Sanitas™ v.10.1.07 Software licensed to Environmental Applications, Inc. CA

Within Limit

Prediction Limit

Intrawell Parametric

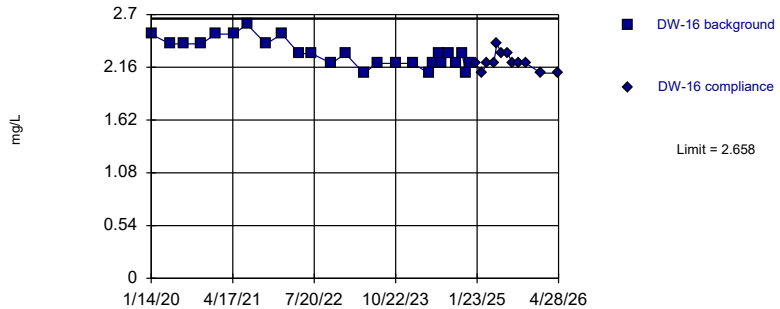

Background Data Summary: Mean=2.304, Std. Dev.=0.1399, n=26. Seasonality was not detected with 95% confidence. Normality test was disabled. Report alpha = 0.01. Most recent point compared to limit.

Constituent: Nitrate as N Analysis Run 6/21/2026 3:35 PM View: Stat analysis
Chiquita Canyon LF Client: Chiquita Canyon LF Data: Stat file inorg MP2019

Sanitas™ v.10.1.07 Software licensed to Environmental Applications, Inc. CA

Within Limit

Prediction Limit

Intrawell Parametric

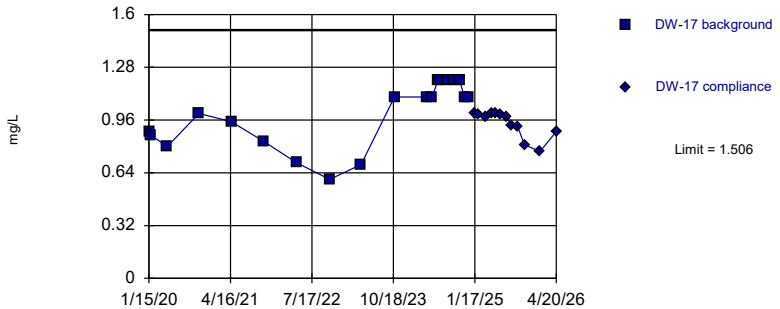

Background Data Summary: Mean=0.9911, Std. Dev.=0.1965, n=19. Seasonality was not detected with 95% confidence. Normality test was disabled. Report alpha = 0.01. Most recent point compared to limit.

Constituent: Nitrate as N Analysis Run 6/21/2026 3:35 PM View: Stat analysis
Chiquita Canyon LF Client: Chiquita Canyon LF Data: Stat file inorg MP2019

Sanitas™ v.10.1.07 Software licensed to Environmental Applications, Inc. CA

Within Limit

Prediction Limit

Intrawell Parametric

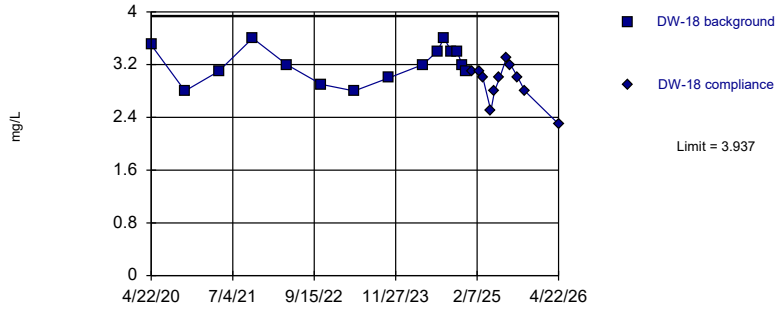

Background Data Summary: Mean=3.213, Std. Dev.=0.2669, n=15. Seasonality was not detected with 95% confidence. Normality test was disabled. Report alpha = 0.01. Most recent point compared to limit.

Constituent: Nitrate as N Analysis Run 6/21/2026 3:35 PM View: Stat analysis
Chiquita Canyon LF Client: Chiquita Canyon LF Data: Stat file inorg MP2019

Sanitas™ v.10.1.07 Software licensed to Environmental Applications, Inc. CA

Within Limit

Prediction Limit

Intrawell Parametric

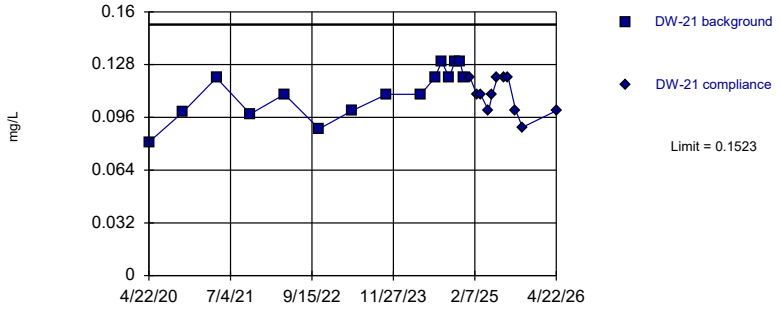

Background Data Summary: Mean=0.1111, Std. Dev.=0.01518, n=15. Seasonality was not detected with 95% confidence. Normality test was disabled. Report alpha = 0.01. Most recent point compared to limit.

Constituent: Nitrate as N Analysis Run 6/21/2026 3:35 PM View: Stat analysis
Chiquita Canyon LF Client: Chiquita Canyon LF Data: Stat file inorg MP2019

Sanitas™ v.10.1.07 Software licensed to Environmental Applications, Inc. CA
Hollow symbols indicate censored values.

Within Limit

Prediction Limit

Intrawell Non-parametric

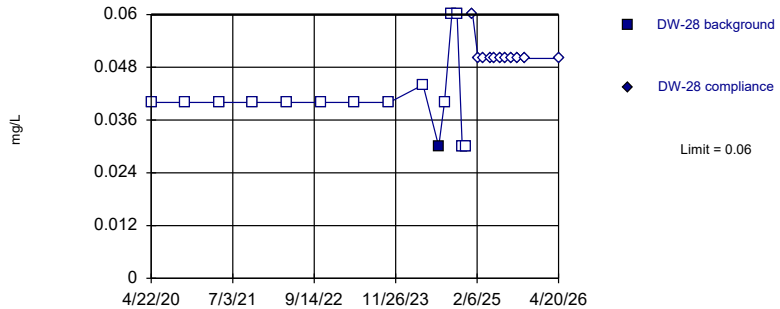

Non-parametric test used in lieu of parametric prediction limit because censored data exceeded 50%. Limit is highest of 15 background values. 93.33% NDs. Report alpha = 0.0625. Most recent point compared to limit. Seasonality was not detected with 95% confidence.

Constituent: Nitrate as N Analysis Run 6/21/2026 3:35 PM View: Stat analysis
Chiquita Canyon LF Client: Chiquita Canyon LF Data: Stat file inorg MP2019

Sanitas™ v.10.1.07 Software licensed to Environmental Applications, Inc. CA

Within Limit

Prediction Limit

Intrawell Parametric

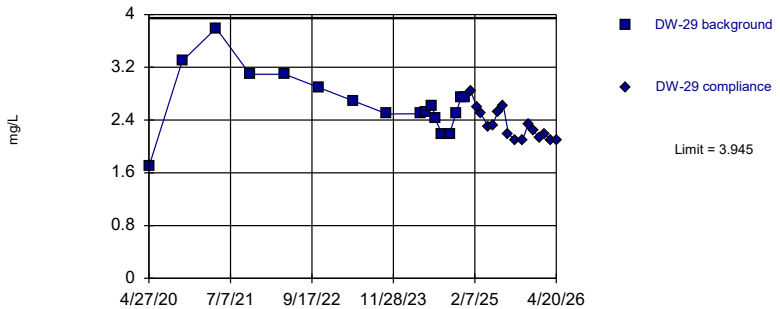

Background Data Summary: Mean=2.674, Std. Dev.=0.4782, n=17. Seasonality was detected with 95% confidence and data were deseasonalized. Normality test was disabled. Report alpha = 0.01. Most recent point compared to limit.

Constituent: Nitrate as N Analysis Run 6/21/2026 3:35 PM View: Stat analysis
Chiquita Canyon LF Client: Chiquita Canyon LF Data: Stat file inorg MP2019

Sanitas™ v.10.1.07 Software licensed to Environmental Applications, Inc. CA
Hollow symbols indicate censored values.

Exceeds Limit

Prediction Limit

Intrawell Parametric

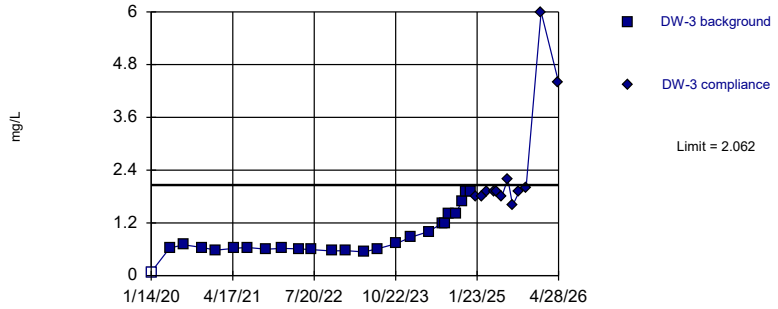

Background Data Summary: Mean=0.8756, Std. Dev.=0.467, n=25, 4% NDs. Seasonality was not detected with 95% confidence. Normality test was disabled. Report alpha = 0.01. Most recent point compared to limit.

Constituent: Nitrate as N Analysis Run 6/21/2026 3:35 PM View: Stat analysis
Chiquita Canyon LF Client: Chiquita Canyon LF Data: Stat file inorg MP2019

Sanitas™ v.10.1.07 Software licensed to Environmental Applications, Inc. CA
Hollow symbols indicate censored values.

Within Limit

Prediction Limit

Intrawell Non-parametric

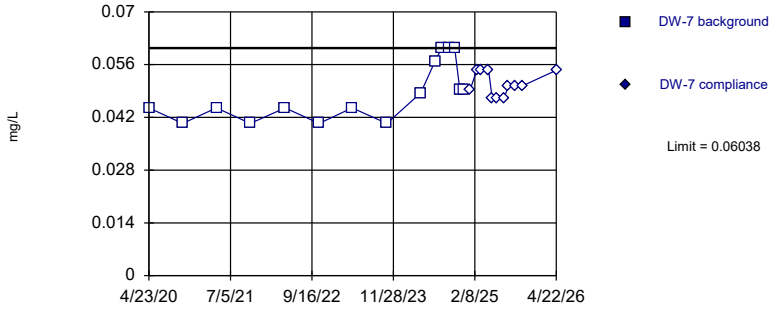

Non-parametric test used in lieu of parametric prediction limit because censored data exceeded 50%. Limit is highest of 15 background values. 100% NDs. Report alpha = 0.0625. Most recent point compared to limit. Data were deseasonalized.

Constituent: Nitrate as N Analysis Run 6/21/2026 3:35 PM View: Stat analysis
Chiquita Canyon LF Client: Chiquita Canyon LF Data: Stat file inorg MP2019

Sanitas™ v.10.1.07 Software licensed to Environmental Applications, Inc. CA
Hollow symbols indicate censored values.

Within Limit

Prediction Limit

Intrawell Non-parametric

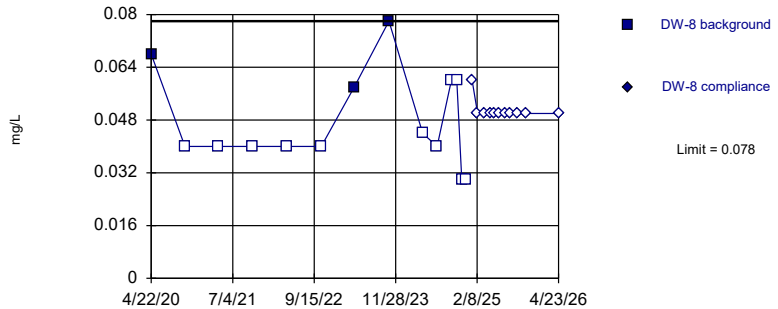

Non-parametric test used in lieu of parametric prediction limit because censored data exceeded 50%. Limit is highest of 14 background values. 78.57% NDs. Report alpha = 0.06667. Most recent point compared to limit. Seasonality was not detected with 95% confidence.

Constituent: Nitrate as N Analysis Run 6/21/2026 3:35 PM View: Stat analysis
Chiquita Canyon LF Client: Chiquita Canyon LF Data: Stat file inorg MP2019

Sanitas™ v.10.1.07 Software licensed to Environmental Applications, Inc. CA

Within Limit

Prediction Limit

Intrawell Parametric

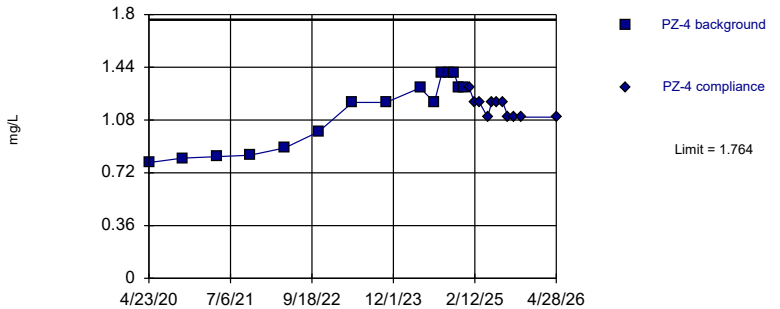

Background Data Summary: Mean=1.125, Std. Dev.=0.236, n=15. Seasonality was not detected with 95% confidence. Normality test was disabled. Report alpha = 0.01. Most recent point compared to limit.

Constituent: Nitrate as N Analysis Run 6/21/2026 3:35 PM View: Stat analysis
Chiquita Canyon LF Client: Chiquita Canyon LF Data: Stat file inorg MP2019

Sanitas™ v.10.1.07 Software licensed to Environmental Applications, Inc. CA

Within Limit

Prediction Limit

Intrawell Parametric

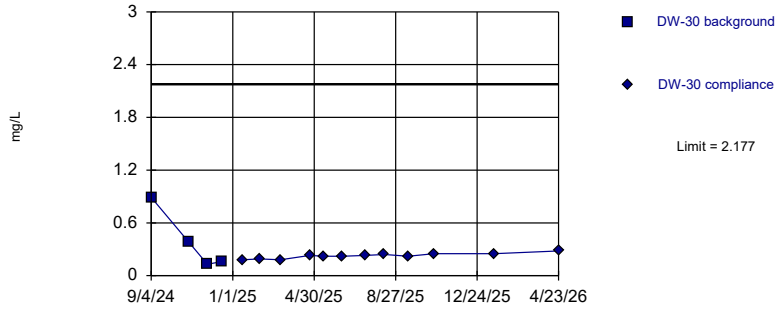

Background Data Summary: Mean=0.3925, Std. Dev.=0.3514, n=4. Seasonality was not detected with 95% confidence. Normality test was disabled. Report alpha = 0.01. Most recent point compared to limit.

Constituent: Nitrate as N Analysis Run 6/21/2026 3:35 PM View: Stat analysis
Chiquita Canyon LF Client: Chiquita Canyon LF Data: Stat file inorg MP2019

Sanitas™ v.10.1.07 Software licensed to Environmental Applications, Inc. CA
Hollow symbols indicate censored values.

Exceeds Limit

Prediction Limit

Intrawell Parametric

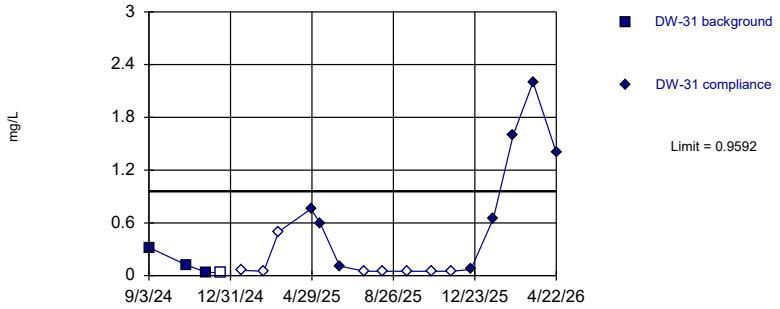

Background Data Summary (after Cohen`s Adjustment): Mean=0.09929, Std. Dev.=0.1694, n=4, 25% NDs. Seasonality was not detected with 95% confidence. Normality test was disabled. Report alpha = 0.01. Most recent point compared to limit.

Constituent: Nitrate as N Analysis Run 6/21/2026 3:35 PM View: Stat analysis
Chiquita Canyon LF Client: Chiquita Canyon LF Data: Stat file inorg MP2019

Sanitas™ v.10.1.07 Software licensed to Environmental Applications, Inc. CA

Within Limit

Prediction Limit

Intrawell Parametric

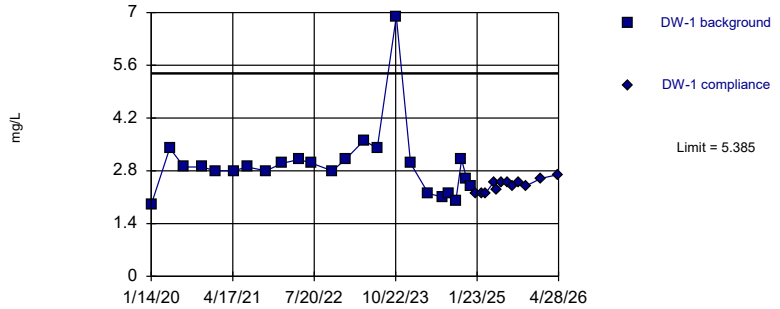

Background Data Summary: Mean=2.954, Std. Dev.=0.9528, n=24. Seasonality was not detected with 95% confidence. Normality test was disabled. Report alpha = 0.01. Most recent point compared to limit.

Constituent: Potassium Analysis Run 6/21/2026 3:35 PM View: Stat analysis
Chiquita Canyon LF Client: Chiquita Canyon LF Data: Stat file inorg MP2019

Sanitas™ v.10.1.07 Software licensed to Environmental Applications, Inc. CA

Within Limit

Prediction Limit

Intrawell Parametric

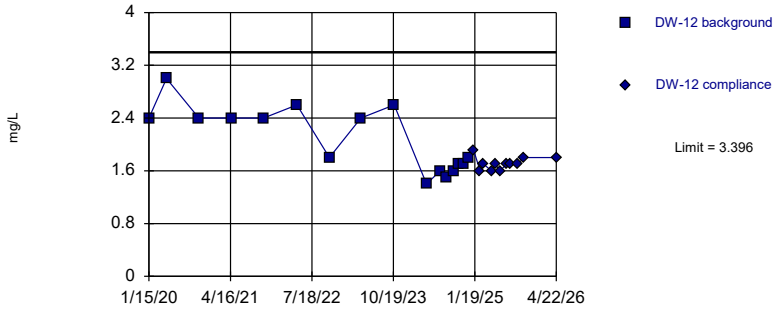

Background Data Summary: Mean=2.081, Std. Dev.=0.4902, n=16. Seasonality was not detected with 95% confidence. Normality test was disabled. Report alpha = 0.01. Most recent point compared to limit.

Constituent: Potassium Analysis Run 6/21/2026 3:35 PM View: Stat analysis
Chiquita Canyon LF Client: Chiquita Canyon LF Data: Stat file inorg MP2019

Sanitas™ v.10.1.07 Software licensed to Environmental Applications, Inc. CA
Hollow symbols indicate censored values.

Within Limit

Prediction Limit

Intrawell Parametric

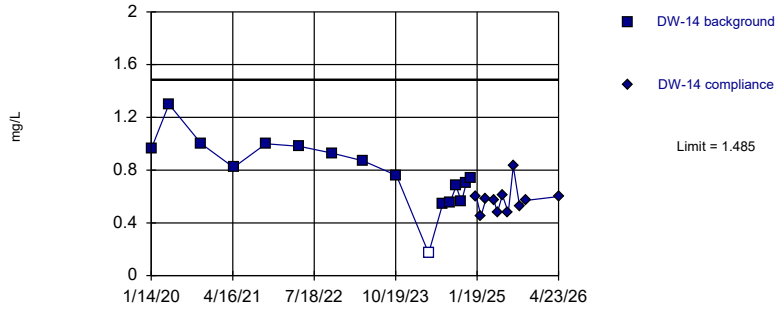

Background Data Summary: Mean=0.785, Std. Dev.=0.2609, n=16, 6.25% NDs. Seasonality was not detected with 95% confidence. Normality test was disabled. Report alpha = 0.01. Most recent point compared to limit.

Constituent: Potassium Analysis Run 6/21/2026 3:35 PM View: Stat analysis
Chiquita Canyon LF Client: Chiquita Canyon LF Data: Stat file inorg MP2019

Sanitas™ v.10.1.07 Software licensed to Environmental Applications, Inc. CA

Within Limit

Prediction Limit

Intrawell Parametric

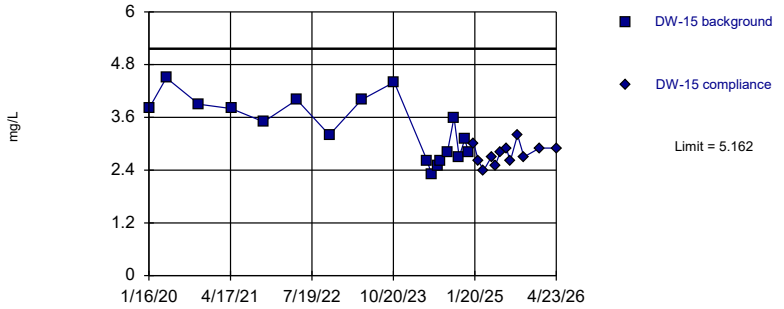

Background Data Summary: Mean=3.339, Std. Dev.=0.6912, n=18. Seasonality was not detected with 95% confidence. Normality test was disabled. Report alpha = 0.01. Most recent point compared to limit.

Constituent: Potassium Analysis Run 6/21/2026 3:35 PM View: Stat analysis
Chiquita Canyon LF Client: Chiquita Canyon LF Data: Stat file inorg MP2019

Sanitas™ v.10.1.07 Software licensed to Environmental Applications, Inc. CA

Within Limit

Prediction Limit

Intrawell Parametric

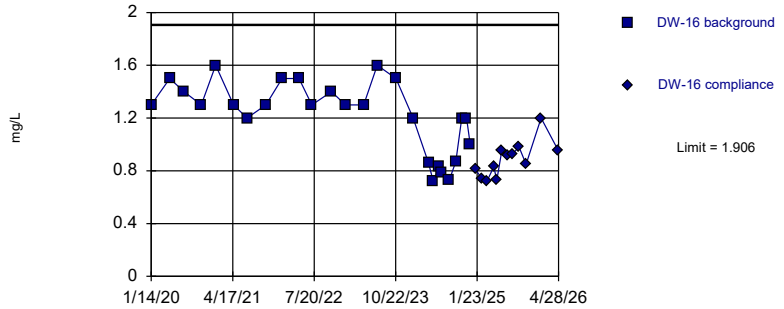

Background Data Summary: Mean=1.219, Std. Dev.=0.2714, n=26. Seasonality was not detected with 95% confidence. Normality test was disabled. Report alpha = 0.01. Most recent point compared to limit.

Constituent: Potassium Analysis Run 6/21/2026 3:35 PM View: Stat analysis
Chiquita Canyon LF Client: Chiquita Canyon LF Data: Stat file inorg MP2019

Sanitas™ v.10.1.07 Software licensed to Environmental Applications, Inc. CA

Within Limit

Prediction Limit

Intrawell Parametric

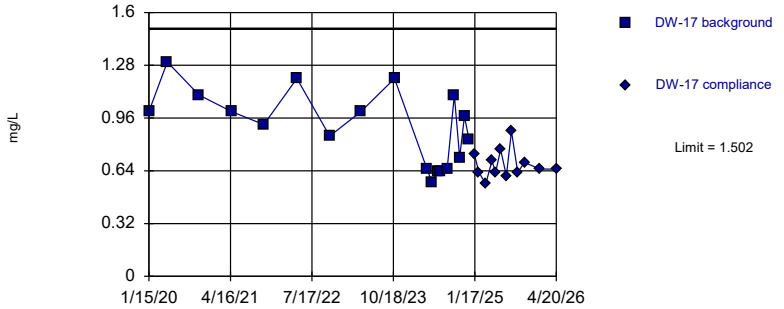

Background Data Summary: Mean=0.9078, Std. Dev.=0.2253, n=18. Seasonality was not detected with 95% confidence. Normality test was disabled. Report alpha = 0.01. Most recent point compared to limit.

Constituent: Potassium Analysis Run 6/21/2026 3:35 PM View: Stat analysis
Chiquita Canyon LF Client: Chiquita Canyon LF Data: Stat file inorg MP2019

Sanitas™ v.10.1.07 Software licensed to Environmental Applications, Inc. CA

Within Limit

Prediction Limit

Intrawell Parametric

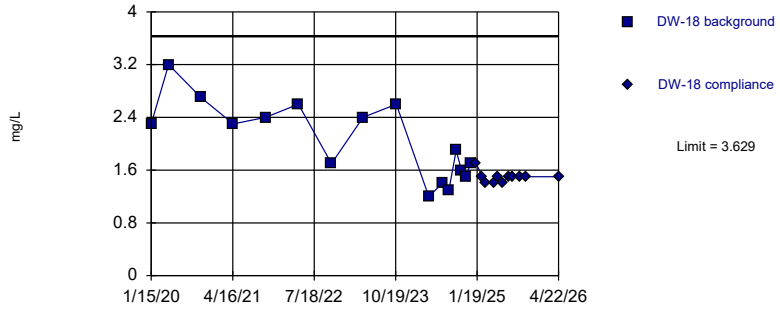

Background Data Summary: Mean=2.05, Std. Dev.=0.5888, n=16. Seasonality was not detected with 95% confidence. Normality test was disabled. Report alpha = 0.01. Most recent point compared to limit.

Constituent: Potassium Analysis Run 6/21/2026 3:35 PM View: Stat analysis
Chiquita Canyon LF Client: Chiquita Canyon LF Data: Stat file inorg MP2019

Sanitas™ v.10.1.07 Software licensed to Environmental Applications, Inc. CA
Hollow symbols indicate censored values.

Within Limit

Prediction Limit

Intrawell Parametric

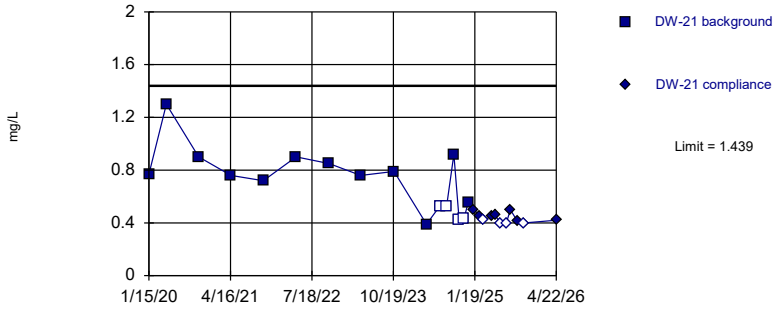

Background Data Summary (after Cohen`s Adjustment): Mean=0.6896, Std. Dev.=0.2795, n=16, 25% NDs. Seasonality was not detected with 95% confidence. Normality test was disabled. Report alpha = 0.01. Most recent point compared to limit.

Constituent: Potassium Analysis Run 6/21/2026 3:35 PM View: Stat analysis
Chiquita Canyon LF Client: Chiquita Canyon LF Data: Stat file inorg MP2019

Sanitas™ v.10.1.07 Software licensed to Environmental Applications, Inc. CA

Within Limit

Prediction Limit

Intrawell Parametric

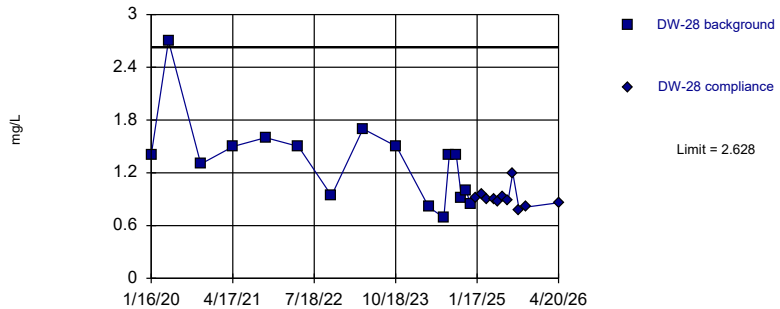

Background Data Summary: Mean=1.325, Std. Dev.=0.4856, n=16. Seasonality was not detected with 95% confidence. Normality test was disabled. Report alpha = 0.01. Most recent point compared to limit.

Constituent: Potassium Analysis Run 6/21/2026 3:35 PM View: Stat analysis
Chiquita Canyon LF Client: Chiquita Canyon LF Data: Stat file inorg MP2019

Sanitas™ v.10.1.07 Software licensed to Environmental Applications, Inc. CA

Within Limit

Prediction Limit

Intrawell Parametric

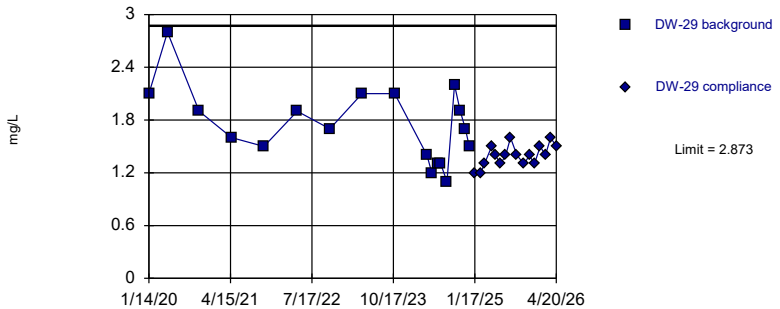

Background Data Summary: Mean=1.739, Std. Dev.=0.43, n=18. Seasonality was not detected with 95% confidence. Normality test was disabled. Report alpha = 0.01. Most recent point compared to limit.

Constituent: Potassium Analysis Run 6/21/2026 3:35 PM View: Stat analysis
Chiquita Canyon LF Client: Chiquita Canyon LF Data: Stat file inorg MP2019

Sanitas™ v.10.1.07 Software licensed to Environmental Applications, Inc. CA

Within Limit

Prediction Limit

Intrawell Parametric

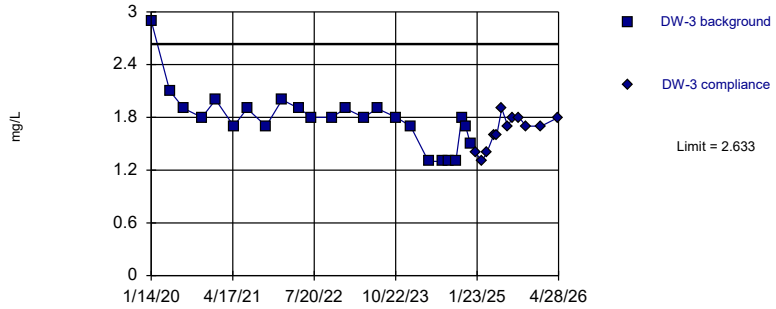

Background Data Summary: Mean=1.783, Std. Dev.=0.3332, n=24. Seasonality was not detected with 95% confidence. Normality test was disabled. Report alpha = 0.01. Most recent point compared to limit.

Constituent: Potassium Analysis Run 6/21/2026 3:35 PM View: Stat analysis
Chiquita Canyon LF Client: Chiquita Canyon LF Data: Stat file inorg MP2019

Sanitas™ v.10.1.07 Software licensed to Environmental Applications, Inc. CA

Within Limit

Prediction Limit

Intrawell Parametric

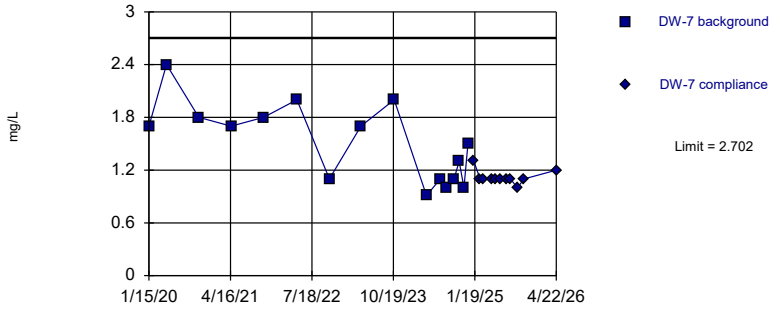

Background Data Summary: Mean=1.507, Std. Dev.=0.4455, n=16. Seasonality was not detected with 95% confidence. Normality test was disabled. Report alpha = 0.01. Most recent point compared to limit.

Constituent: Potassium Analysis Run 6/21/2026 3:35 PM View: Stat analysis
Chiquita Canyon LF Client: Chiquita Canyon LF Data: Stat file inorg MP2019

Sanitas™ v.10.1.07 Software licensed to Environmental Applications, Inc. CA

Within Limit

Prediction Limit

Intrawell Parametric

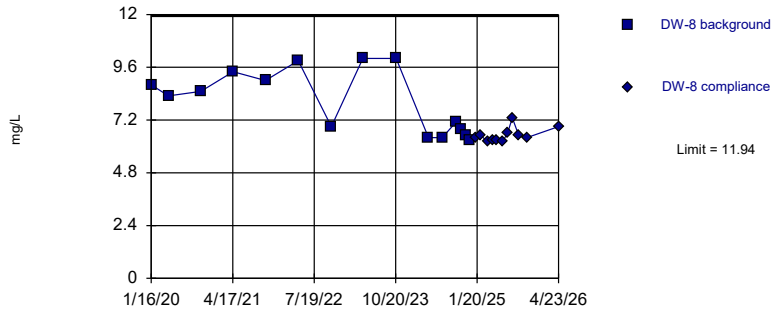

Background Data Summary: Mean=8.02, Std. Dev.=1.446, n=15. Seasonality was not detected with 95% confidence. Normality test was disabled. Report alpha = 0.01. Most recent point compared to limit.

Constituent: Potassium Analysis Run 6/21/2026 3:35 PM View: Stat analysis
Chiquita Canyon LF Client: Chiquita Canyon LF Data: Stat file inorg MP2019

Sanitas™ v.10.1.07 Software licensed to Environmental Applications, Inc. CA

Within Limit

Prediction Limit

Intrawell Parametric

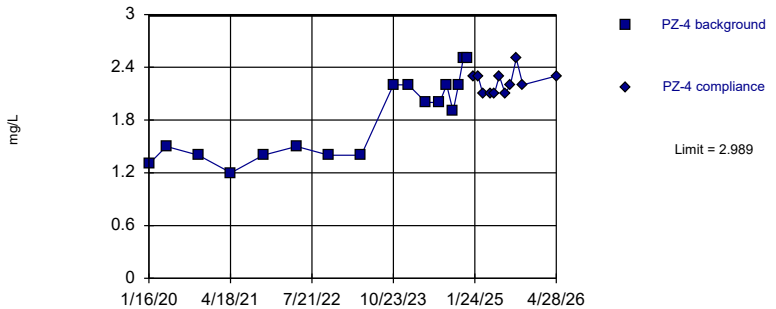

Background Data Summary: Mean=1.812, Std. Dev.=0.4428, n=17. Seasonality was not detected with 95% confidence. Normality test was disabled. Report alpha = 0.01. Most recent point compared to limit.

Constituent: Potassium Analysis Run 6/21/2026 3:35 PM View: Stat analysis
Chiquita Canyon LF Client: Chiquita Canyon LF Data: Stat file inorg MP2019

Sanitas™ v.10.1.07 Software licensed to Environmental Applications, Inc. CA

Within Limit

Prediction Limit

Intrawell Parametric

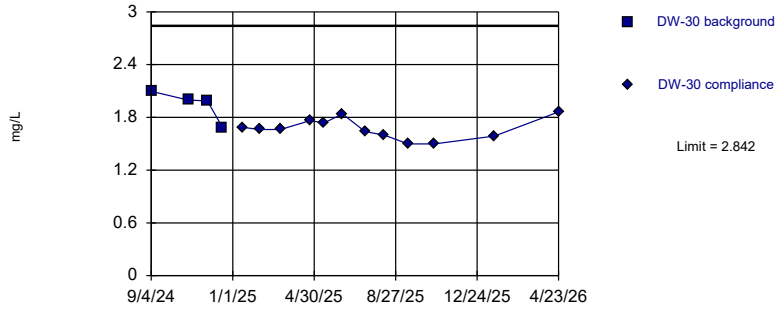

Background Data Summary: Mean=1.943, Std. Dev.=0.1771, n=4. Seasonality was detected with 95% confidence and data were deseasonalized. Normality test was disabled. Report alpha = 0.01. Most recent point compared to limit.

Constituent: Potassium Analysis Run 6/21/2026 3:35 PM View: Stat analysis
Chiquita Canyon LF Client: Chiquita Canyon LF Data: Stat file inorg MP2019

Sanitas™ v.10.1.07 Software licensed to Environmental Applications, Inc. CA

Within Limit

Prediction Limit

Intrawell Parametric

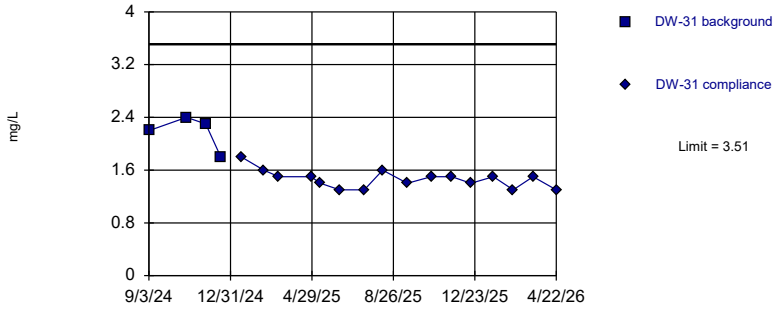

Background Data Summary: Mean=2.175, Std. Dev.=0.263, n=4. Seasonality was not detected with 95% confidence. Normality test was disabled. Report alpha = 0.01. Most recent point compared to limit.

Constituent: Potassium Analysis Run 6/21/2026 3:35 PM View: Stat analysis
Chiquita Canyon LF Client: Chiquita Canyon LF Data: Stat file inorg MP2019

Sanitas™ v.10.1.07 Software licensed to Environmental Applications, Inc. CA

Within Limit

Prediction Limit

Intrawell Parametric

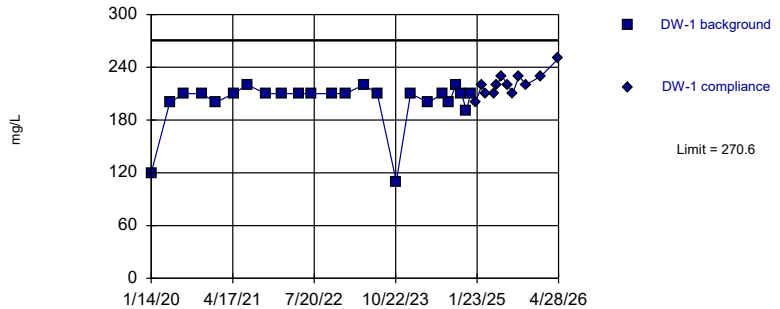

Background Data Summary: Mean=200.8, Std. Dev.=27.33, n=24. Seasonality was not detected with 95% confidence. Normality test was disabled. Report alpha = 0.01. Most recent point compared to limit.

Constituent: Sodium Analysis Run 6/21/2026 3:35 PM View: Stat analysis
Chiquita Canyon LF Client: Chiquita Canyon LF Data: Stat file inorg MP2019

Sanitas™ v.10.1.07 Software licensed to Environmental Applications, Inc. CA

Within Limit

Prediction Limit

Intrawell Parametric

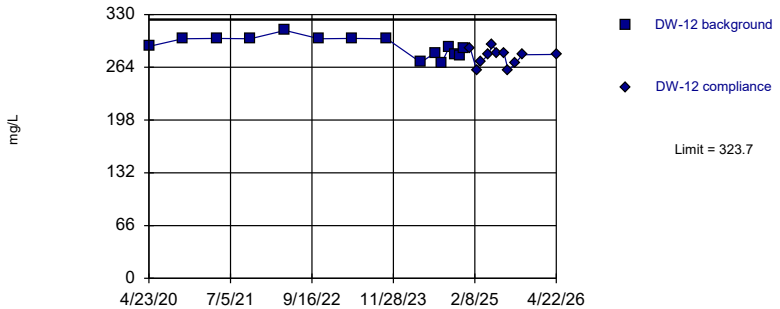

Background Data Summary: Mean=290.4, Std. Dev.=12.27, n=15. Seasonality was detected with 95% confidence and data were deseasonalized. Normality test was disabled. Report alpha = 0.01. Most recent point compared to limit.

Constituent: Sodium Analysis Run 6/21/2026 3:35 PM View: Stat analysis
Chiquita Canyon LF Client: Chiquita Canyon LF Data: Stat file inorg MP2019

Sanitas™ v.10.1.07 Software licensed to Environmental Applications, Inc. CA

Within Limit

Prediction Limit

Intrawell Parametric

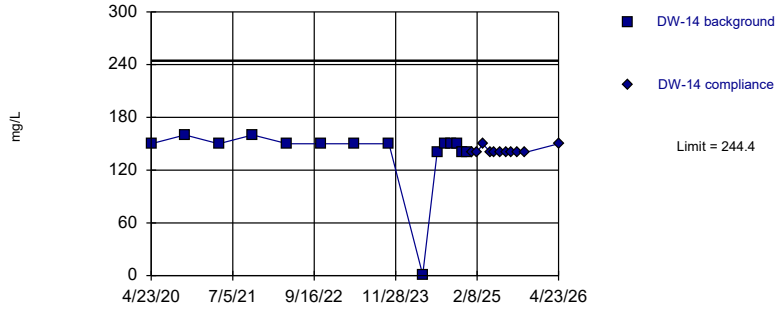

Background Data Summary: Mean=139.4, Std. Dev.=38.75, n=15. Seasonality was not detected with 95% confidence. Normality test was disabled. Report alpha = 0.01. Most recent point compared to limit.

Constituent: Sodium Analysis Run 6/21/2026 3:35 PM View: Stat analysis
Chiquita Canyon LF Client: Chiquita Canyon LF Data: Stat file inorg MP2019

Sanitas™ v.10.1.07 Software licensed to Environmental Applications, Inc. CA

Within Limit

Prediction Limit

Intrawell Parametric

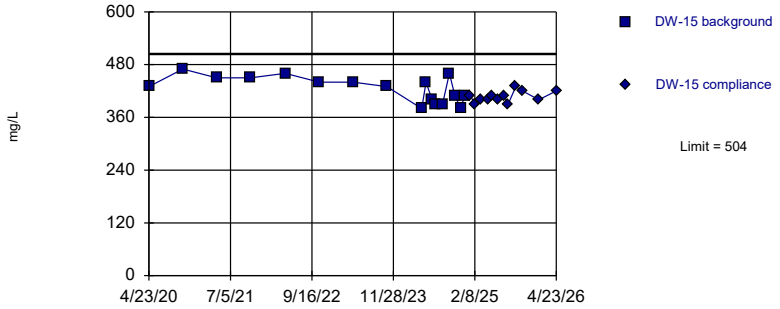

Background Data Summary: Mean=425.3, Std. Dev.=29.61, n=17. Seasonality was not detected with 95% confidence. Normality test was disabled. Report alpha = 0.01. Most recent point compared to limit.

Constituent: Sodium Analysis Run 6/21/2026 3:35 PM View: Stat analysis
Chiquita Canyon LF Client: Chiquita Canyon LF Data: Stat file inorg MP2019

Sanitas™ v.10.1.07 Software licensed to Environmental Applications, Inc. CA

Within Limit

Prediction Limit

Intrawell Parametric

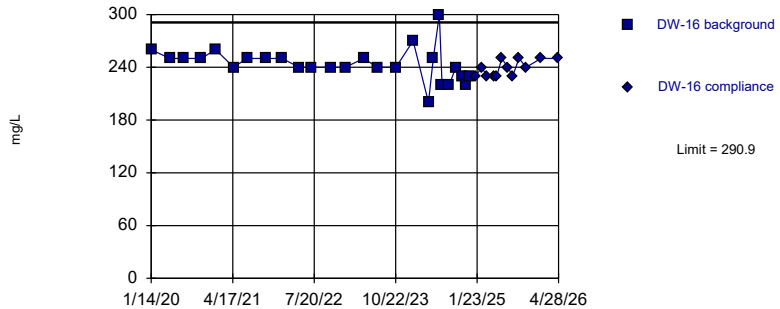

Background Data Summary: Mean=243.5, Std. Dev.=18.75, n=26. Seasonality was not detected with 95% confidence. Normality test was disabled. Report alpha = 0.01. Most recent point compared to limit.

Constituent: Sodium Analysis Run 6/21/2026 3:35 PM View: Stat analysis
Chiquita Canyon LF Client: Chiquita Canyon LF Data: Stat file inorg MP2019

Sanitas™ v.10.1.07 Software licensed to Environmental Applications, Inc. CA

Within Limit

Prediction Limit

Intrawell Parametric

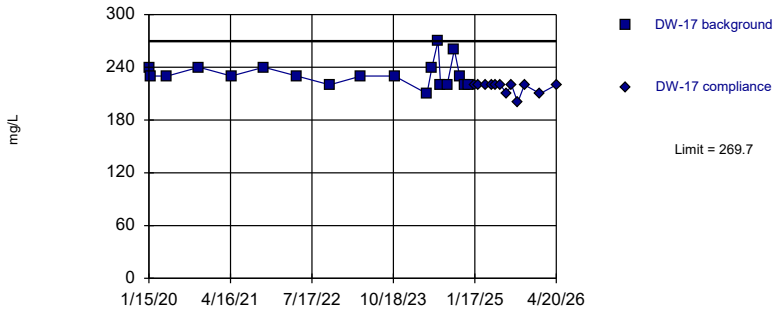

Background Data Summary: Mean=232.1, Std. Dev.=14.37, n=19. Seasonality was not detected with 95% confidence. Normality test was disabled. Report alpha = 0.01. Most recent point compared to limit.

Constituent: Sodium Analysis Run 6/21/2026 3:35 PM View: Stat analysis
Chiquita Canyon LF Client: Chiquita Canyon LF Data: Stat file inorg MP2019

Sanitas™ v.10.1.07 Software licensed to Environmental Applications, Inc. CA

Within Limit

Prediction Limit

Intrawell Parametric

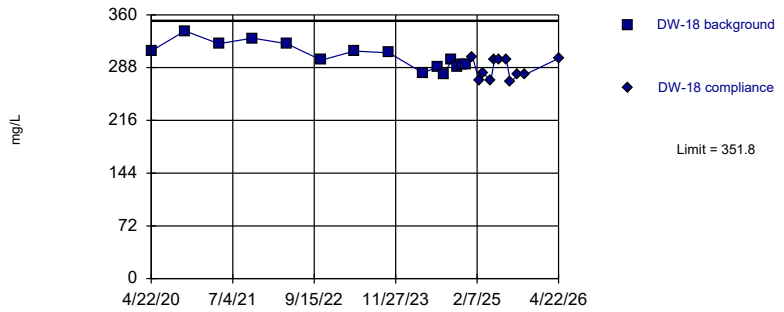

Background Data Summary: Mean=303.6, Std. Dev.=17.78, n=15. Seasonality was detected with 95% confidence and data were deseasonalized. Normality test was disabled. Report alpha = 0.01. Most recent point compared to limit.

Constituent: Sodium Analysis Run 6/21/2026 3:35 PM View: Stat analysis
Chiquita Canyon LF Client: Chiquita Canyon LF Data: Stat file inorg MP2019

Sanitas™ v.10.1.07 Software licensed to Environmental Applications, Inc. CA

Within Limit

Prediction Limit

Intrawell Parametric

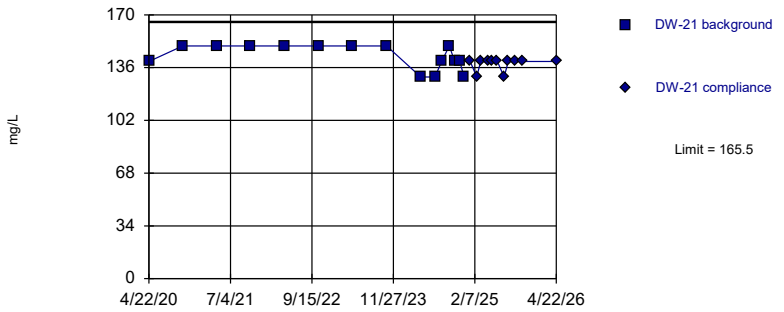

Background Data Summary: Mean=143.3, Std. Dev.=8.165, n=15. Seasonality was not detected with 95% confidence. Normality test was disabled. Report alpha = 0.01. Most recent point compared to limit.

Constituent: Sodium Analysis Run 6/21/2026 3:35 PM View: Stat analysis
Chiquita Canyon LF Client: Chiquita Canyon LF Data: Stat file inorg MP2019

Sanitas™ v.10.1.07 Software licensed to Environmental Applications, Inc. CA

Within Limit

Prediction Limit

Intrawell Parametric

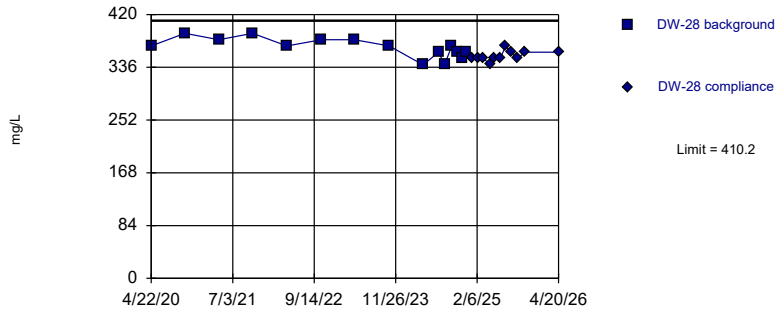

Background Data Summary: Mean=367.3, Std. Dev.=15.8, n=15. Seasonality was not detected with 95% confidence. Normality test was disabled. Report alpha = 0.01. Most recent point compared to limit.

Constituent: Sodium Analysis Run 6/21/2026 3:35 PM View: Stat analysis
Chiquita Canyon LF Client: Chiquita Canyon LF Data: Stat file inorg MP2019

Sanitas™ v.10.1.07 Software licensed to Environmental Applications, Inc. CA

Within Limit

Prediction Limit

Intrawell Parametric

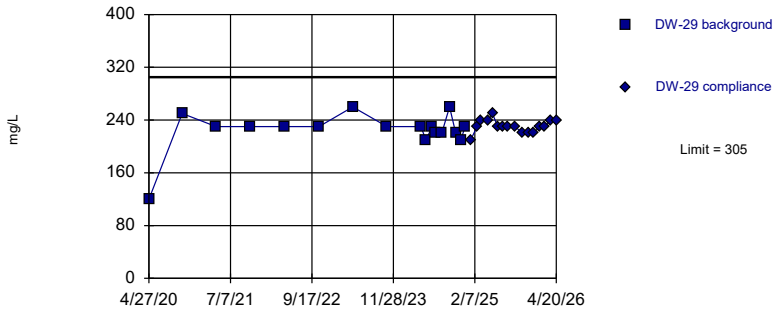

Background Data Summary: Mean=224.1, Std. Dev.=30.43, n=17. Seasonality was not detected with 95% confidence. Normality test was disabled. Report alpha = 0.01. Most recent point compared to limit.

Constituent: Sodium Analysis Run 6/21/2026 3:35 PM View: Stat analysis
Chiquita Canyon LF Client: Chiquita Canyon LF Data: Stat file inorg MP2019

Sanitas™ v.10.1.07 Software licensed to Environmental Applications, Inc. CA

Within Limit

Prediction Limit

Intrawell Parametric

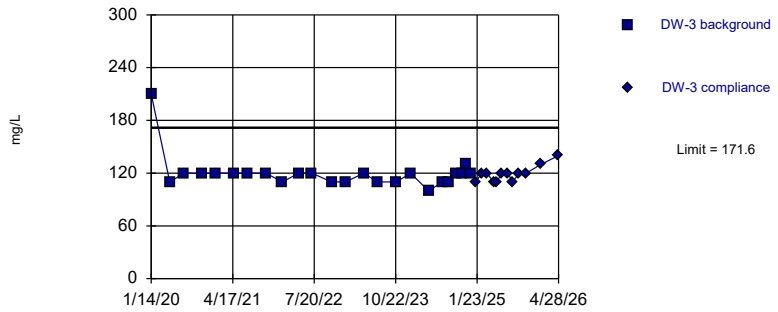

Background Data Summary: Mean=120, Std. Dev.=20.22, n=24. Seasonality was not detected with 95% confidence. Normality test was disabled. Report alpha = 0.01. Most recent point compared to limit.

Constituent: Sodium Analysis Run 6/21/2026 3:35 PM View: Stat analysis
Chiquita Canyon LF Client: Chiquita Canyon LF Data: Stat file inorg MP2019

Sanitas™ v.10.1.07 Software licensed to Environmental Applications, Inc. CA

Within Limit

Prediction Limit

Intrawell Parametric

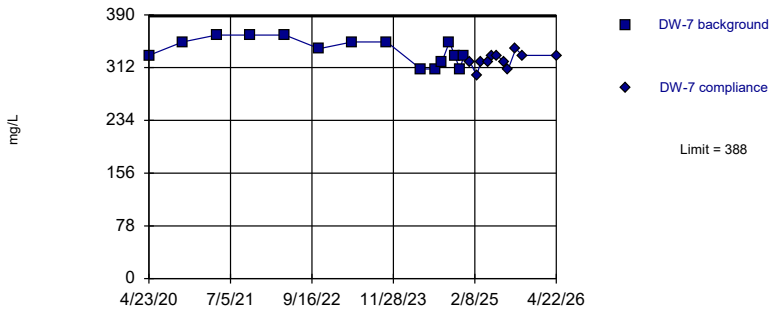

Background Data Summary: Mean=337.3, Std. Dev.=18.7, n=15. Seasonality was not detected with 95% confidence. Normality test was disabled. Report alpha = 0.01. Most recent point compared to limit.

Constituent: Sodium Analysis Run 6/21/2026 3:35 PM View: Stat analysis
Chiquita Canyon LF Client: Chiquita Canyon LF Data: Stat file inorg MP2019

Sanitas™ v.10.1.07 Software licensed to Environmental Applications, Inc. CA

Within Limit

Prediction Limit

Intrawell Parametric

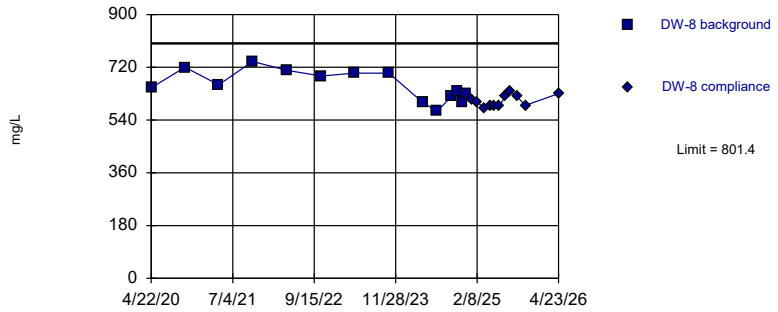

Background Data Summary: Mean=659.3, Std. Dev.=51.81, n=14. Seasonality was not detected with 95% confidence. Normality test was disabled. Report alpha = 0.01. Most recent point compared to limit.

Constituent: Sodium Analysis Run 6/21/2026 3:35 PM View: Stat analysis
Chiquita Canyon LF Client: Chiquita Canyon LF Data: Stat file inorg MP2019

Sanitas™ v.10.1.07 Software licensed to Environmental Applications, Inc. CA

Within Limit

Prediction Limit

Intrawell Parametric

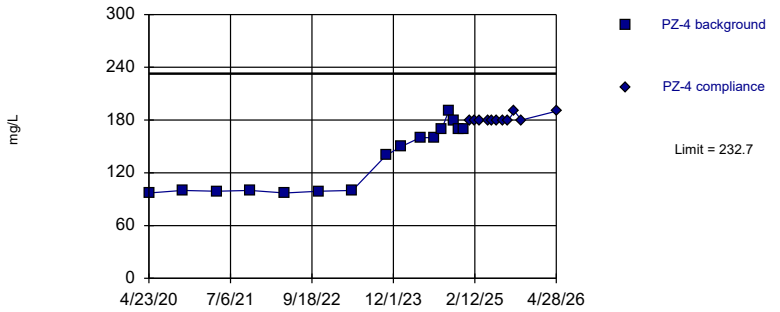

Background Data Summary: Mean=136.4, Std. Dev.=35.92, n=16. Seasonality was not detected with 95% confidence. Normality test was disabled. Report alpha = 0.01. Most recent point compared to limit.

Constituent: Sodium Analysis Run 6/21/2026 3:35 PM View: Stat analysis
Chiquita Canyon LF Client: Chiquita Canyon LF Data: Stat file inorg MP2019

Sanitas™ v.10.1.07 Software licensed to Environmental Applications, Inc. CA

Within Limit

Prediction Limit

Intrawell Parametric

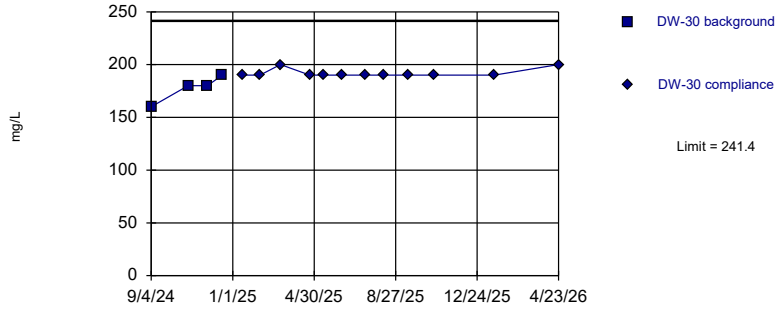

Background Data Summary: Mean=177.5, Std. Dev.=12.58, n=4. Seasonality was not detected with 95% confidence. Normality test was disabled. Report alpha = 0.01. Most recent point compared to limit.

Constituent: Sodium Analysis Run 6/21/2026 3:35 PM View: Stat analysis
Chiquita Canyon LF Client: Chiquita Canyon LF Data: Stat file inorg MP2019

Sanitas™ v.10.1.07 Software licensed to Environmental Applications, Inc. CA

Within Limit

Prediction Limit

Intrawell Parametric

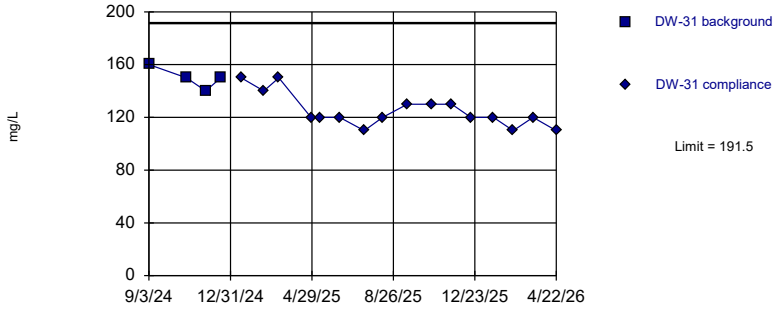

Background Data Summary: Mean=150, Std. Dev.=8.165, n=4. Seasonality was not detected with 95% confidence. Normality test was disabled. Report alpha = 0.01. Most recent point compared to limit.

Constituent: Sodium Analysis Run 6/21/2026 3:35 PM View: Stat analysis
Chiquita Canyon LF Client: Chiquita Canyon LF Data: Stat file inorg MP2019

Sanitas™ v.10.1.07 Software licensed to Environmental Applications, Inc. CA

Within Limit

Prediction Limit

Intrawell Parametric

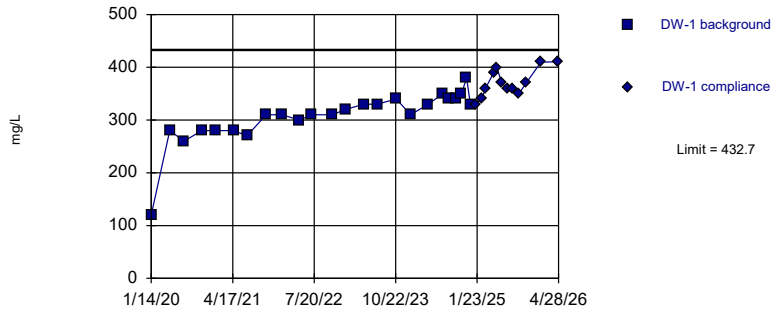

Background Data Summary: Mean=306.7, Std. Dev.=49.4, n=24. Seasonality was not detected with 95% confidence. Normality test was disabled. Report alpha = 0.01. Most recent point compared to limit.

Constituent: Sulfate Analysis Run 6/21/2026 3:35 PM View: Stat analysis
Chiquita Canyon LF Client: Chiquita Canyon LF Data: Stat file inorg MP2019

Sanitas™ v.10.1.07 Software licensed to Environmental Applications, Inc. CA

Within Limit

Prediction Limit

Intrawell Parametric

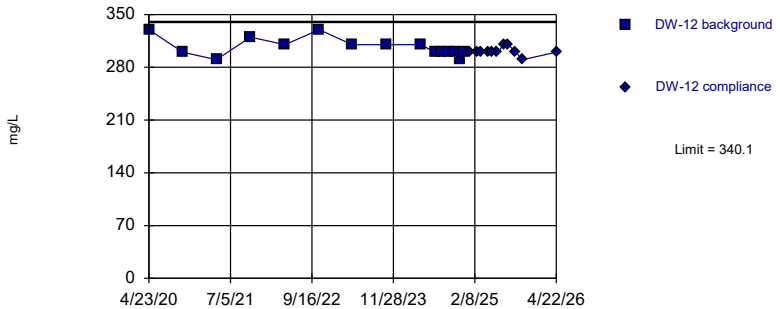

Background Data Summary: Mean=306.7, Std. Dev.=12.34, n=15. Seasonality was not detected with 95% confidence. Normality test was disabled. Report alpha = 0.01. Most recent point compared to limit.

Constituent: Sulfate Analysis Run 6/21/2026 3:35 PM View: Stat analysis
Chiquita Canyon LF Client: Chiquita Canyon LF Data: Stat file inorg MP2019

Sanitas™ v.10.1.07 Software licensed to Environmental Applications, Inc. CA

Within Limit

Prediction Limit

Intrawell Parametric

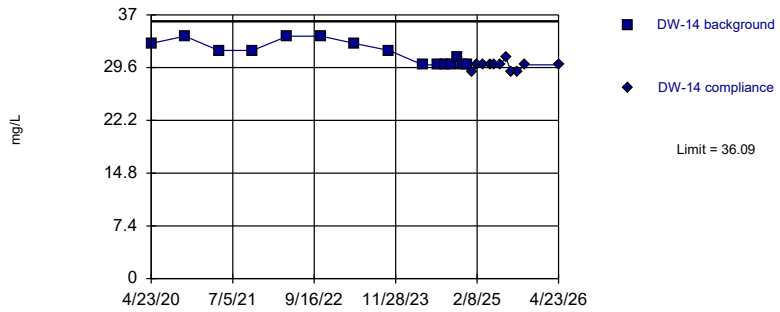

Background Data Summary: Mean=31.67, Std. Dev.=1.633, n=15. Seasonality was not detected with 95% confidence. Normality test was disabled. Report alpha = 0.01. Most recent point compared to limit.

Constituent: Sulfate Analysis Run 6/21/2026 3:36 PM View: Stat analysis
Chiquita Canyon LF Client: Chiquita Canyon LF Data: Stat file inorg MP2019

Sanitas™ v.10.1.07 Software licensed to Environmental Applications, Inc. CA

Within Limit

Prediction Limit

Intrawell Parametric

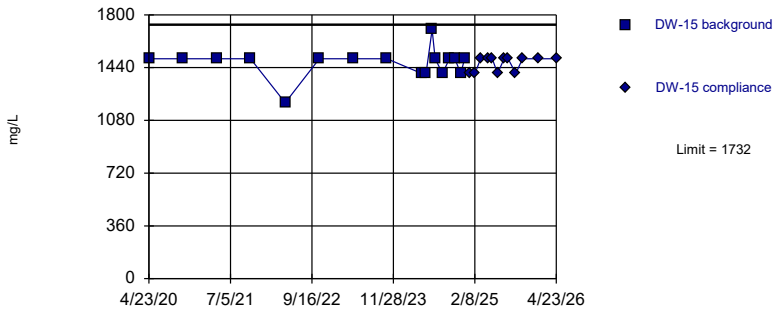

Background Data Summary: Mean=1471, Std. Dev.=98.52, n=17. Seasonality was not detected with 95% confidence. Normality test was disabled. Report alpha = 0.01. Most recent point compared to limit.

Constituent: Sulfate Analysis Run 6/21/2026 3:36 PM View: Stat analysis
Chiquita Canyon LF Client: Chiquita Canyon LF Data: Stat file inorg MP2019

Sanitas™ v.10.1.07 Software licensed to Environmental Applications, Inc. CA

Within Limit

Prediction Limit

Intrawell Parametric

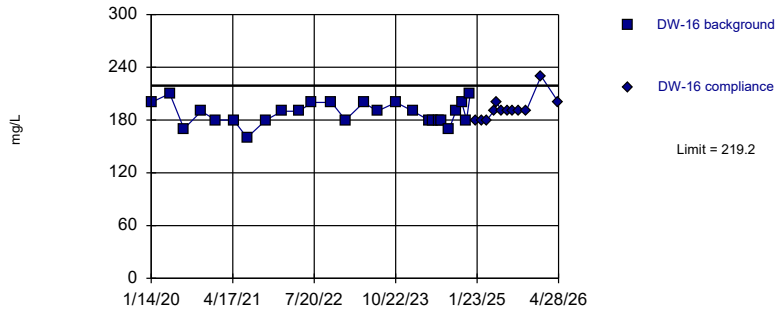

Background Data Summary: Mean=187.7, Std. Dev.=12.43, n=26. Seasonality was not detected with 95% confidence. Normality test was disabled. Report alpha = 0.01. Most recent point compared to limit.

Constituent: Sulfate Analysis Run 6/21/2026 3:36 PM View: Stat analysis
Chiquita Canyon LF Client: Chiquita Canyon LF Data: Stat file inorg MP2019

Sanitas™ v.10.1.07 Software licensed to Environmental Applications, Inc. CA

Within Limit

Prediction Limit

Intrawell Parametric

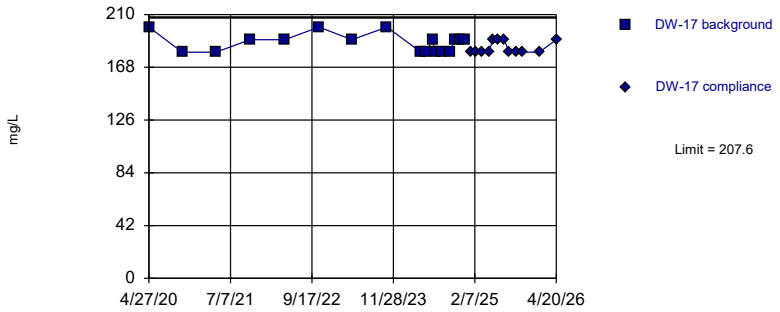

Background Data Summary: Mean=187.6, Std. Dev.=7.524, n=17. Seasonality was not detected with 95% confidence. Normality test was disabled. Report alpha = 0.01. Most recent point compared to limit.

Constituent: Sulfate Analysis Run 6/21/2026 3:36 PM View: Stat analysis
Chiquita Canyon LF Client: Chiquita Canyon LF Data: Stat file inorg MP2019

Sanitas™ v.10.1.07 Software licensed to Environmental Applications, Inc. CA

Within Limit

Prediction Limit

Intrawell Parametric

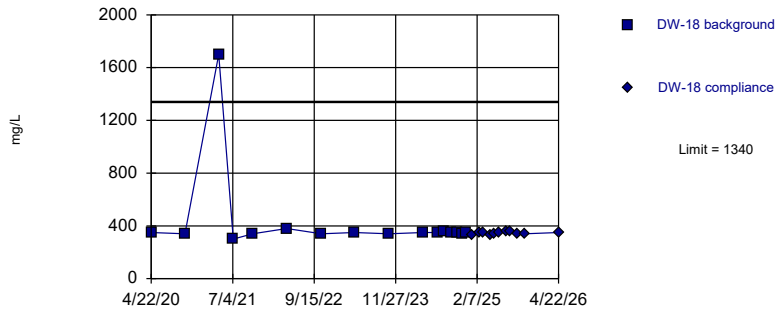

Background Data Summary: Mean=430.6, Std. Dev.=338.9, n=16. Seasonality was not detected with 95% confidence. Normality test was disabled. Report alpha = 0.01. Most recent point compared to limit.

Constituent: Sulfate Analysis Run 6/21/2026 3:36 PM View: Stat analysis
Chiquita Canyon LF Client: Chiquita Canyon LF Data: Stat file inorg MP2019

Sanitas™ v.10.1.07 Software licensed to Environmental Applications, Inc. CA

Within Limit

Prediction Limit

Intrawell Parametric

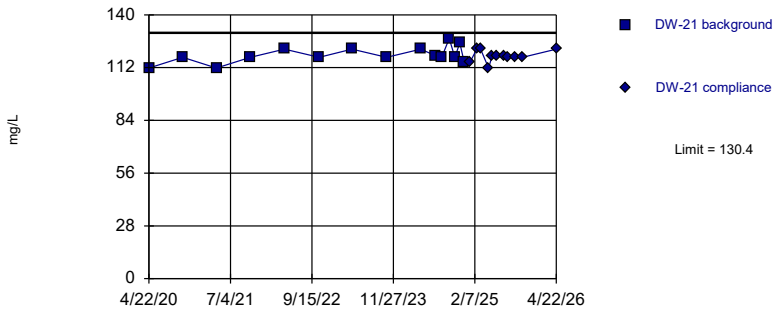

Background Data Summary: Mean=118.7, Std. Dev.=4.344, n=15. Seasonality was detected with 95% confidence and data were deseasonalized. Normality test was disabled. Report alpha = 0.01. Most recent point compared to limit.

Constituent: Sulfate Analysis Run 6/21/2026 3:36 PM View: Stat analysis
Chiquita Canyon LF Client: Chiquita Canyon LF Data: Stat file inorg MP2019

Sanitas™ v.10.1.07 Software licensed to Environmental Applications, Inc. CA

Within Limit

Prediction Limit

Intrawell Parametric

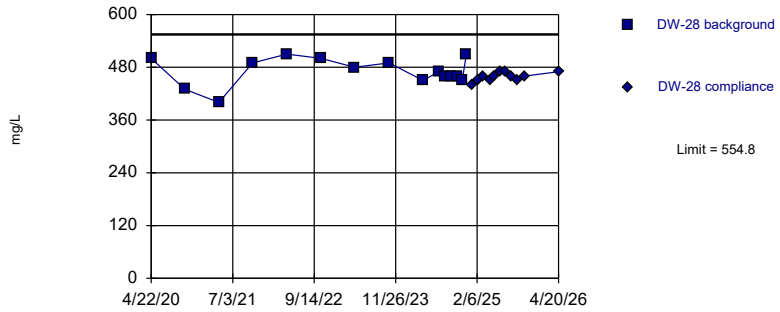

Background Data Summary: Mean=470.7, Std. Dev.=31.05, n=15. Seasonality was not detected with 95% confidence. Normality test was disabled. Report alpha = 0.01. Most recent point compared to limit.

Constituent: Sulfate Analysis Run 6/21/2026 3:36 PM View: Stat analysis
Chiquita Canyon LF Client: Chiquita Canyon LF Data: Stat file inorg MP2019

Sanitas™ v.10.1.07 Software licensed to Environmental Applications, Inc. CA

Within Limit

Prediction Limit

Intrawell Parametric

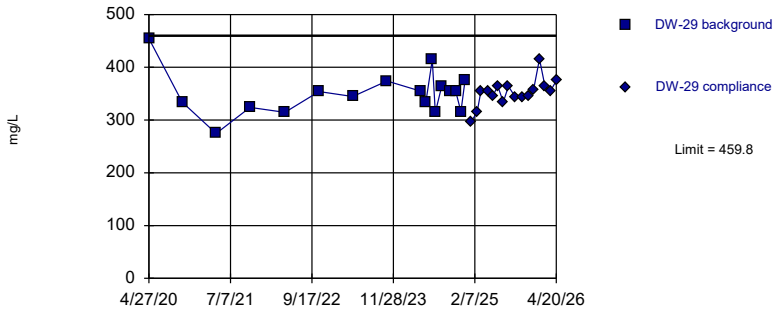

Background Data Summary: Mean=350.3, Std. Dev.=41.21, n=17. Seasonality was detected with 95% confidence and data were deseasonalized. Normality test was disabled. Report alpha = 0.01. Most recent point compared to limit.

Constituent: Sulfate Analysis Run 6/21/2026 3:36 PM View: Stat analysis
Chiquita Canyon LF Client: Chiquita Canyon LF Data: Stat file inorg MP2019

Sanitas™ v.10.1.07 Software licensed to Environmental Applications, Inc. CA

Within Limit

Prediction Limit

Intrawell Parametric

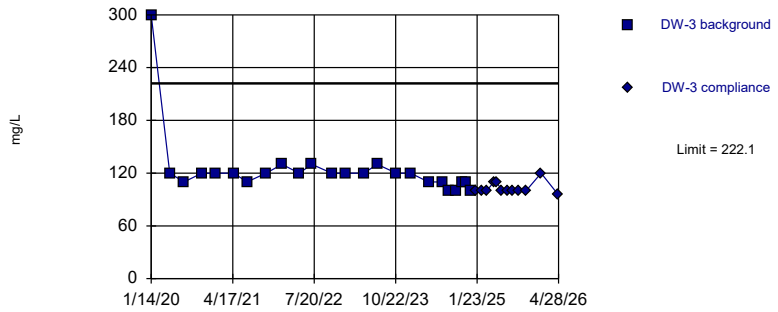

Background Data Summary: Mean=123.8, Std. Dev.=38.54, n=24. Seasonality was not detected with 95% confidence. Normality test was disabled. Report alpha = 0.01. Most recent point compared to limit.

Constituent: Sulfate Analysis Run 6/21/2026 3:36 PM View: Stat analysis
Chiquita Canyon LF Client: Chiquita Canyon LF Data: Stat file inorg MP2019

Sanitas™ v.10.1.07 Software licensed to Environmental Applications, Inc. CA

Within Limit

Prediction Limit

Intrawell Parametric

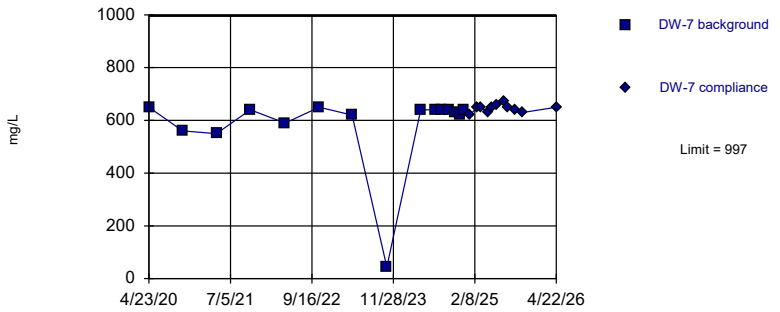

Background Data Summary: Mean=583.6, Std. Dev.=152.5, n=15. Seasonality was not detected with 95% confidence. Normality test was disabled. Report alpha = 0.01. Most recent point compared to limit.

Constituent: Sulfate Analysis Run 6/21/2026 3:36 PM View: Stat analysis
Chiquita Canyon LF Client: Chiquita Canyon LF Data: Stat file inorg MP2019

Sanitas™ v.10.1.07 Software licensed to Environmental Applications, Inc. CA

Within Limit

Prediction Limit

Intrawell Parametric

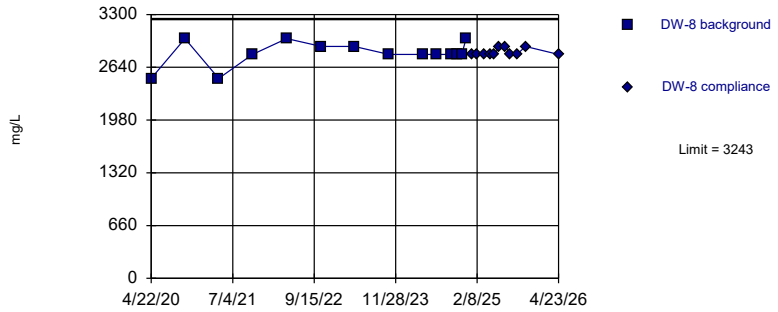

Background Data Summary: Mean=2814, Std. Dev.=156.2, n=14. Seasonality was not detected with 95% confidence. Normality test was disabled. Report alpha = 0.01. Most recent point compared to limit.

Constituent: Sulfate Analysis Run 6/21/2026 3:36 PM View: Stat analysis
Chiquita Canyon LF Client: Chiquita Canyon LF Data: Stat file inorg MP2019

Sanitas™ v.10.1.07 Software licensed to Environmental Applications, Inc. CA

Within Limit

Prediction Limit

Intrawell Parametric

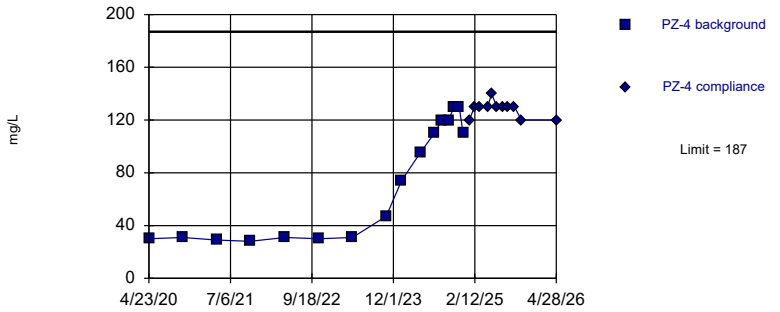

Background Data Summary: Mean=71.63, Std. Dev.=43, n=16. Seasonality was not detected with 95% confidence. Normality test was disabled. Report alpha = 0.01. Most recent point compared to limit.

Constituent: Sulfate Analysis Run 6/21/2026 3:36 PM View: Stat analysis
Chiquita Canyon LF Client: Chiquita Canyon LF Data: Stat file inorg MP2019

Sanitas™ v.10.1.07 Software licensed to Environmental Applications, Inc. CA

Within Limit

Prediction Limit

Intrawell Parametric

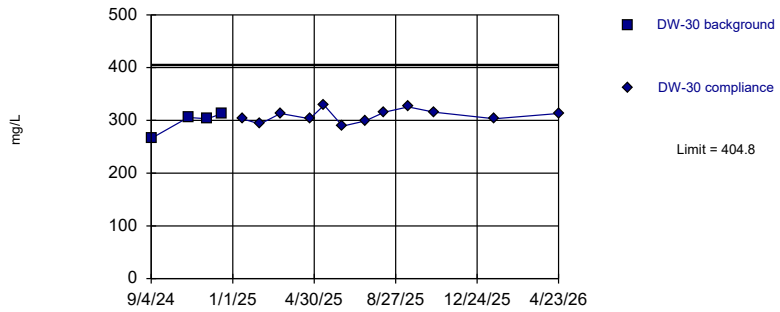

Background Data Summary: Mean=296.9, Std. Dev.=21.26, n=4. Seasonality was detected with 95% confidence and data were deseasonalized. Normality test was disabled. Report alpha = 0.01. Most recent point compared to limit.

Constituent: Sulfate Analysis Run 6/21/2026 3:36 PM View: Stat analysis
Chiquita Canyon LF Client: Chiquita Canyon LF Data: Stat file inorg MP2019

Sanitas™ v.10.1.07 Software licensed to Environmental Applications, Inc. CA

Within Limit

Prediction Limit

Intrawell Parametric

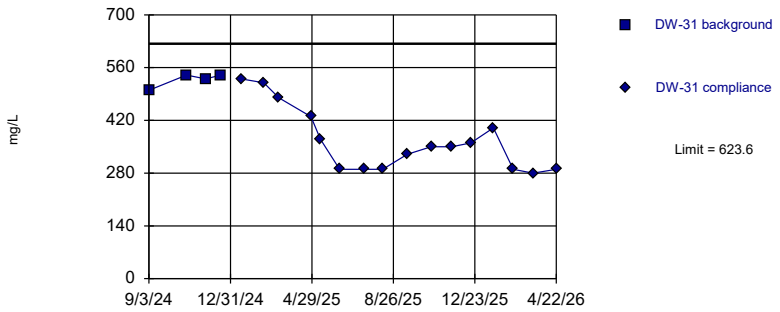

Background Data Summary: Mean=527.5, Std. Dev.=18.93, n=4. Seasonality was not detected with 95% confidence. Normality test was disabled. Report alpha = 0.01. Most recent point compared to limit.

Constituent: Sulfate Analysis Run 6/21/2026 3:36 PM View: Stat analysis
Chiquita Canyon LF Client: Chiquita Canyon LF Data: Stat file inorg MP2019

Sanitas™ v.10.1.07 Software licensed to Environmental Applications, Inc. CA

Within Limit

Prediction Limit

Intrawell Parametric

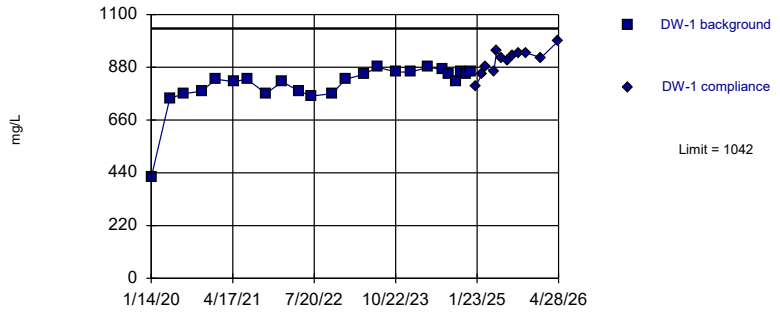

Background Data Summary: Mean=807.1, Std. Dev.=91.91, n=24. Seasonality was not detected with 95% confidence. Normality test was disabled. Report alpha = 0.01. Most recent point compared to limit.

Constituent: Total Dissolved Solids Analysis Run 6/21/2026 3:36 PM View: Stat analysis
Chiquita Canyon LF Client: Chiquita Canyon LF Data: Stat file inorg MP2019

Sanitas™ v.10.1.07 Software licensed to Environmental Applications, Inc. CA

Within Limit

Prediction Limit

Intrawell Parametric

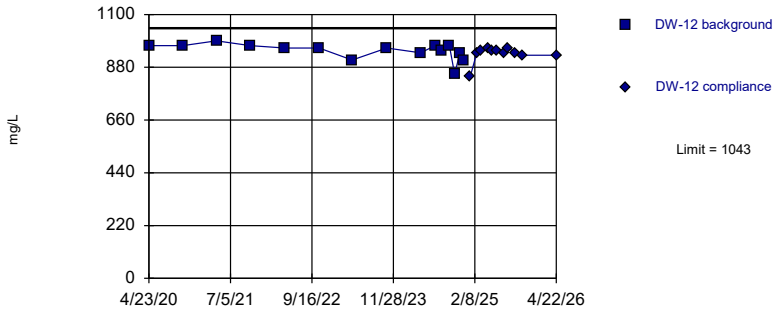

Background Data Summary: Mean=948, Std. Dev.=35.09, n=15. Seasonality was not detected with 95% confidence. Normality test was disabled. Report alpha = 0.01. Most recent point compared to limit.

Constituent: Total Dissolved Solids Analysis Run 6/21/2026 3:36 PM View: Stat analysis
Chiquita Canyon LF Client: Chiquita Canyon LF Data: Stat file inorg MP2019

Sanitas™ v.10.1.07 Software licensed to Environmental Applications, Inc. CA

Within Limit

Prediction Limit

Intrawell Parametric

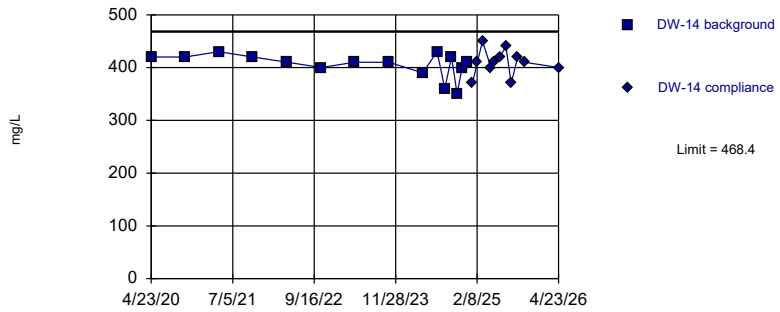

Background Data Summary: Mean=405.3, Std. Dev.=23.26, n=15. Seasonality was not detected with 95% confidence. Normality test was disabled. Report alpha = 0.01. Most recent point compared to limit.

Constituent: Total Dissolved Solids Analysis Run 6/21/2026 3:36 PM View: Stat analysis
Chiquita Canyon LF Client: Chiquita Canyon LF Data: Stat file inorg MP2019

Sanitas™ v.10.1.07 Software licensed to Environmental Applications, Inc. CA

Within Limit

Prediction Limit

Intrawell Parametric

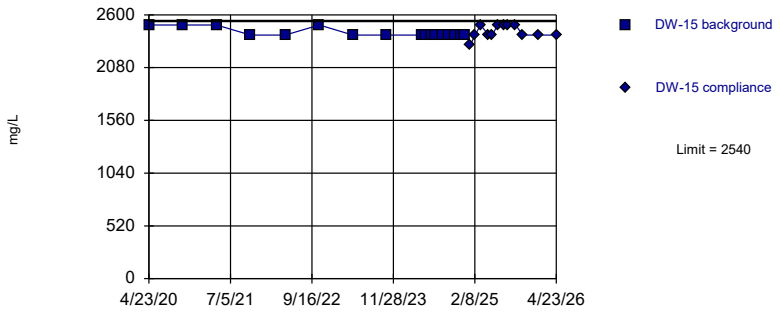

Background Data Summary: Mean=2424, Std. Dev.=43.72, n=17. Seasonality was not detected with 95% confidence. Normality test was disabled. Report alpha = 0.01. Most recent point compared to limit.

Constituent: Total Dissolved Solids Analysis Run 6/21/2026 3:36 PM View: Stat analysis
Chiquita Canyon LF Client: Chiquita Canyon LF Data: Stat file inorg MP2019

Sanitas™ v.10.1.07 Software licensed to Environmental Applications, Inc. CA

Within Limit

Prediction Limit

Intrawell Parametric

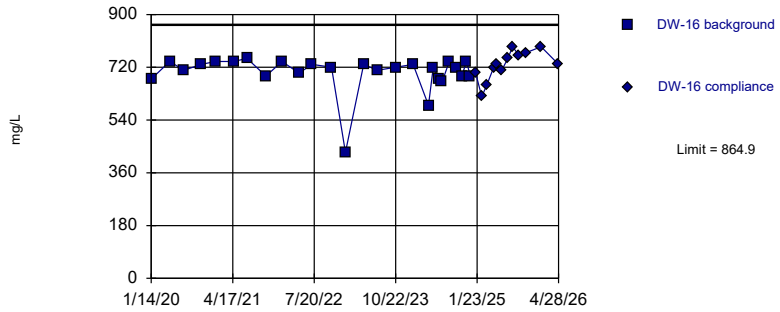

Background Data Summary: Mean=701.2, Std. Dev.=64.64, n=26. Seasonality was not detected with 95% confidence. Normality test was disabled. Report alpha = 0.01. Most recent point compared to limit.

Constituent: Total Dissolved Solids Analysis Run 6/21/2026 3:36 PM View: Stat analysis
Chiquita Canyon LF Client: Chiquita Canyon LF Data: Stat file inorg MP2019

Sanitas™ v.10.1.07 Software licensed to Environmental Applications, Inc. CA

Within Limit

Prediction Limit

Intrawell Parametric

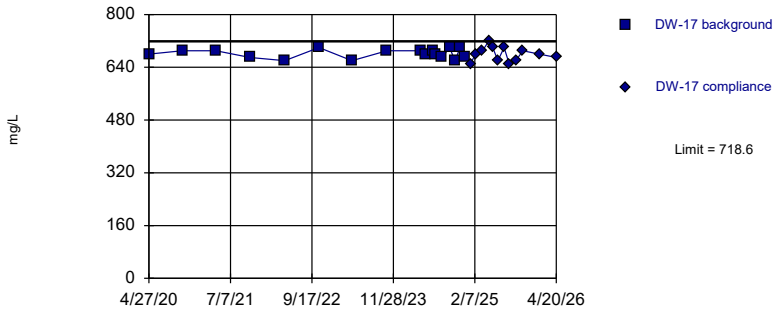

Background Data Summary: Mean=681.2, Std. Dev.=14.09, n=17. Seasonality was not detected with 95% confidence. Normality test was disabled. Report alpha = 0.01. Most recent point compared to limit.

Constituent: Total Dissolved Solids Analysis Run 6/21/2026 3:36 PM View: Stat analysis
Chiquita Canyon LF Client: Chiquita Canyon LF Data: Stat file inorg MP2019

Within Limit

Prediction Limit

Intrawell Parametric

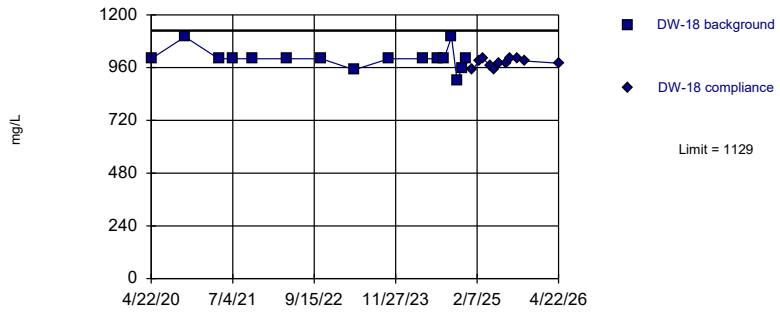

Background Data Summary: Mean=1001, Std. Dev.=47.68, n=16. Seasonality was not detected with 95% confidence. Normality test was disabled. Report alpha = 0.01. Most recent point compared to limit.

Constituent: Total Dissolved Solids Analysis Run 6/21/2026 3:36 PM View: Stat analysis
Chiquita Canyon LF Client: Chiquita Canyon LF Data: Stat file inorg MP2019

Sanitas™ v.10.1.07 Software licensed to Environmental Applications, Inc. CA

Within Limit

Prediction Limit

Intrawell Parametric

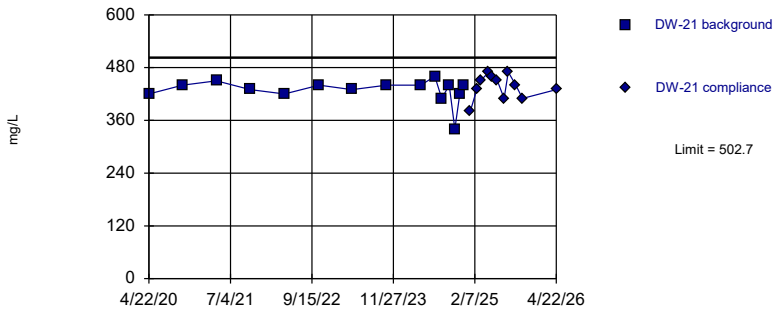

Background Data Summary: Mean=428, Std. Dev.=27.57, n=15. Seasonality was not detected with 95% confidence. Normality test was disabled. Report alpha = 0.01. Most recent point compared to limit.

Constituent: Total Dissolved Solids Analysis Run 6/21/2026 3:36 PM View: Stat analysis
Chiquita Canyon LF Client: Chiquita Canyon LF Data: Stat file inorg MP2019

Sanitas™ v.10.1.07 Software licensed to Environmental Applications, Inc. CA

Within Limit

Prediction Limit

Intrawell Parametric

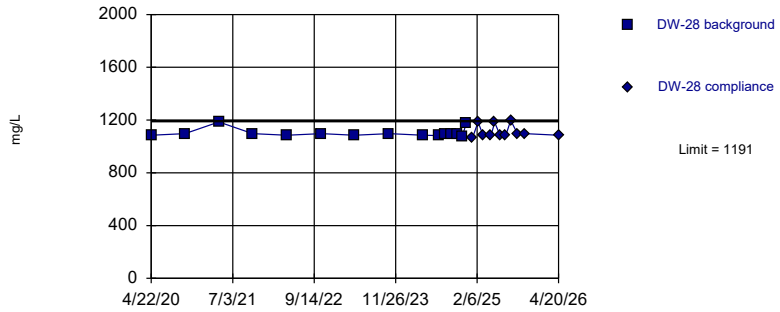

Background Data Summary: Mean=1103, Std. Dev.=32.58, n=15. Seasonality was detected with 95% confidence and data were deseasonalized. Normality test was disabled. Report alpha = 0.01. Most recent point compared to limit.

Constituent: Total Dissolved Solids Analysis Run 6/21/2026 3:36 PM View: Stat analysis
Chiquita Canyon LF Client: Chiquita Canyon LF Data: Stat file inorg MP2019

Sanitas™ v.10.1.07 Software licensed to Environmental Applications, Inc. CA

Within Limit

Prediction Limit

Intrawell Parametric

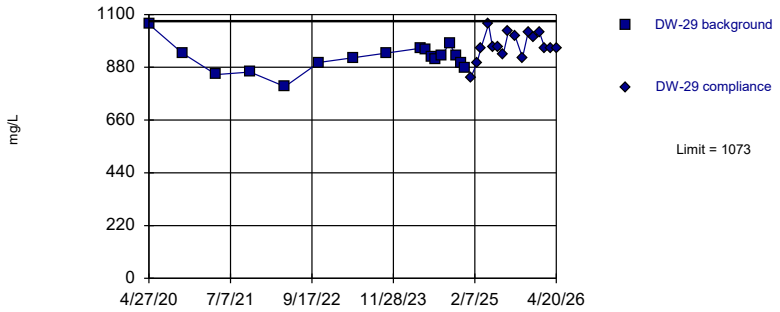

Background Data Summary: Mean=919.7, Std. Dev.=57.55, n=17. Seasonality was detected with 95% confidence and data were deseasonalized. Normality test was disabled. Report alpha = 0.01. Most recent point compared to limit.

Constituent: Total Dissolved Solids Analysis Run 6/21/2026 3:36 PM View: Stat analysis
Chiquita Canyon LF Client: Chiquita Canyon LF Data: Stat file inorg MP2019

Sanitas™ v.10.1.07 Software licensed to Environmental Applications, Inc. CA

Within Limit

Prediction Limit

Intrawell Parametric

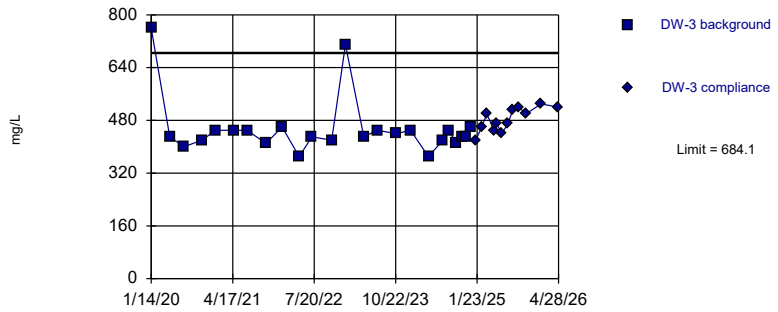

Background Data Summary: Mean=454.2, Std. Dev.=90.12, n=24. Seasonality was not detected with 95% confidence. Normality test was disabled. Report alpha = 0.01. Most recent point compared to limit.

Constituent: Total Dissolved Solids Analysis Run 6/21/2026 3:36 PM View: Stat analysis
Chiquita Canyon LF Client: Chiquita Canyon LF Data: Stat file inorg MP2019

Sanitas™ v.10.1.07 Software licensed to Environmental Applications, Inc. CA

Within Limit

Prediction Limit

Intrawell Parametric

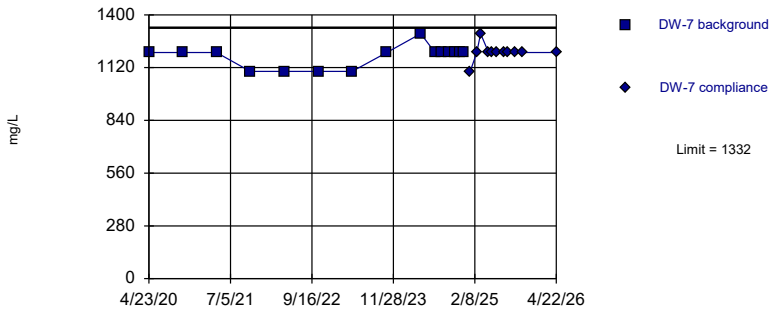

Background Data Summary: Mean=1180, Std. Dev.=56.06, n=15. Seasonality was not detected with 95% confidence. Normality test was disabled. Report alpha = 0.01. Most recent point compared to limit.

Constituent: Total Dissolved Solids Analysis Run 6/21/2026 3:36 PM View: Stat analysis
Chiquita Canyon LF Client: Chiquita Canyon LF Data: Stat file inorg MP2019

Sanitas™ v.10.1.07 Software licensed to Environmental Applications, Inc. CA

Within Limit

Prediction Limit

Intrawell Parametric

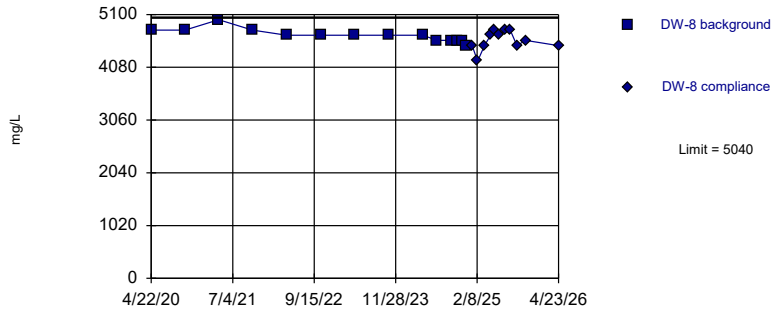

Background Data Summary: Mean=4700, Std. Dev.=124, n=14. Seasonality was not detected with 95% confidence. Normality test was disabled. Report alpha = 0.01. Most recent point compared to limit.

Constituent: Total Dissolved Solids Analysis Run 6/21/2026 3:36 PM View: Stat analysis
Chiquita Canyon LF Client: Chiquita Canyon LF Data: Stat file inorg MP2019

Sanitas™ v.10.1.07 Software licensed to Environmental Applications, Inc. CA

Within Limit

Prediction Limit

Intrawell Parametric

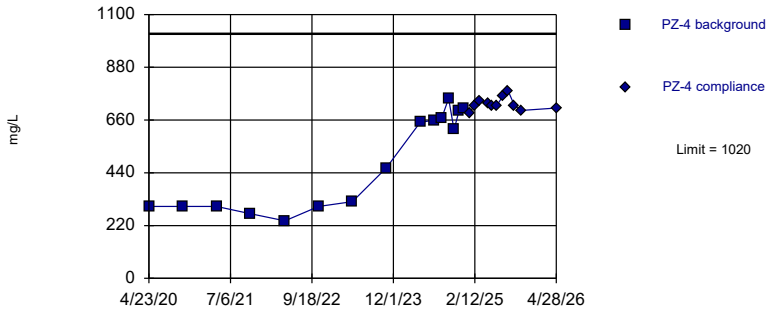

Background Data Summary: Mean=483.3, Std. Dev.=197.9, n=15. Seasonality was not detected with 95% confidence. Normality test was disabled. Report alpha = 0.01. Most recent point compared to limit.

Constituent: Total Dissolved Solids Analysis Run 6/21/2026 3:36 PM View: Stat analysis
Chiquita Canyon LF Client: Chiquita Canyon LF Data: Stat file inorg MP2019

Sanitas™ v.10.1.07 Software licensed to Environmental Applications, Inc. CA

Within Limit

Prediction Limit

Intrawell Parametric

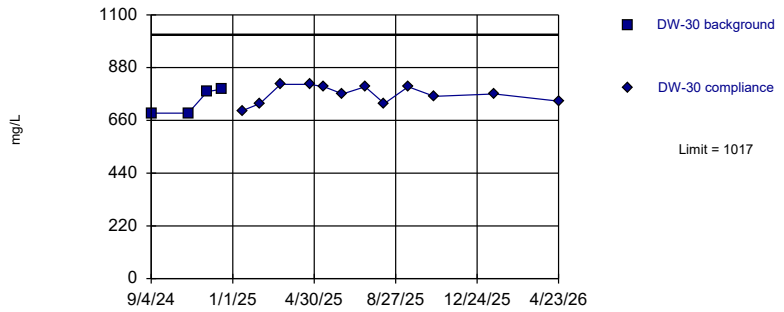

Background Data Summary: Mean=737.5, Std. Dev.=55, n=4. Seasonality was not detected with 95% confidence. Normality test was disabled. Report alpha = 0.01. Most recent point compared to limit.

Constituent: Total Dissolved Solids Analysis Run 6/21/2026 3:36 PM View: Stat analysis
Chiquita Canyon LF Client: Chiquita Canyon LF Data: Stat file inorg MP2019

Sanitas™ v.10.1.07 Software licensed to Environmental Applications, Inc. CA

Within Limit

Prediction Limit

Intrawell Parametric

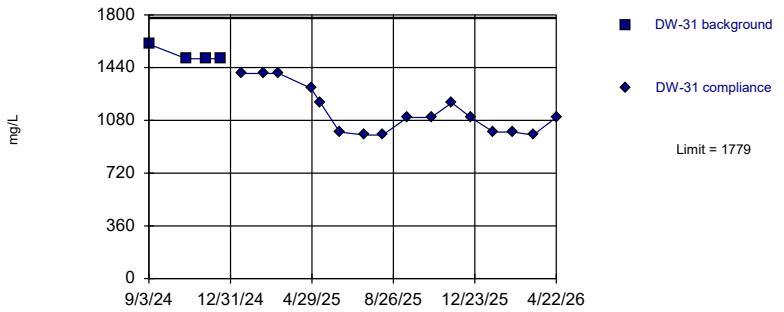

Background Data Summary: Mean=1525, Std. Dev.=50, n=4. Seasonality was not detected with 95% confidence. Normality test was disabled. Report alpha = 0.01. Most recent point compared to limit.

Constituent: Total Dissolved Solids Analysis Run 6/21/2026 3:36 PM View: Stat analysis
Chiquita Canyon LF Client: Chiquita Canyon LF Data: Stat file inorg MP2019

Sanitas™ v.10.1.07 Software licensed to Environmental Applications, Inc. CA
Hollow symbols indicate censored values.

Within Limit

Prediction Limit

Intrawell Parametric

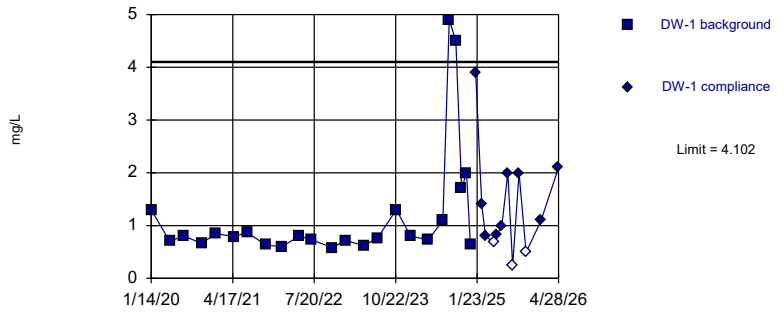

Background Data Summary: Mean=1.211, Std. Dev.=1.133, n=24. Seasonality was not detected with 95% confidence. Normality test was disabled. Report alpha = 0.01. Most recent point compared to limit.

Constituent: Total Organic Carbon Analysis Run 6/21/2026 3:36 PM View: Stat analysis
Chiquita Canyon LF Client: Chiquita Canyon LF Data: Stat file inorg MP2019

Sanitas™ v.10.1.07 Software licensed to Environmental Applications, Inc. CA
Hollow symbols indicate censored values.

Within Limit

Prediction Limit

Intrawell Parametric

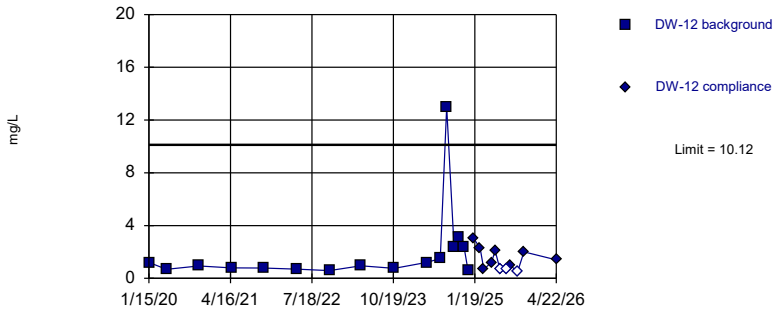

Background Data Summary: Mean=1.975, Std. Dev.=3.034, n=16. Seasonality was not detected with 95% confidence. Normality test was disabled. Report alpha = 0.01. Most recent point compared to limit.

Constituent: Total Organic Carbon Analysis Run 6/21/2026 3:36 PM View: Stat analysis
Chiquita Canyon LF Client: Chiquita Canyon LF Data: Stat file inorg MP2019

Sanitas™ v.10.1.07 Software licensed to Environmental Applications, Inc. CA
Hollow symbols indicate censored values.

Within Limit

Prediction Limit

Intrawell Parametric

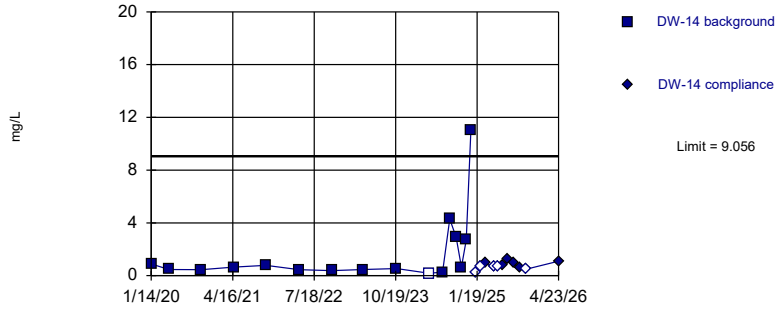

Background Data Summary: Mean=1.69, Std. Dev.=2.746, n=16, 6.25% NDs. Seasonality was not detected with 95% confidence. Normality test was disabled. Report alpha = 0.01. Most recent point compared to limit.

Constituent: Total Organic Carbon Analysis Run 6/21/2026 3:36 PM View: Stat analysis
Chiquita Canyon LF Client: Chiquita Canyon LF Data: Stat file inorg MP2019

Sanitas™ v.10.1.07 Software licensed to Environmental Applications, Inc. CA
Hollow symbols indicate censored values.

Within Limit

Prediction Limit

Intrawell Parametric

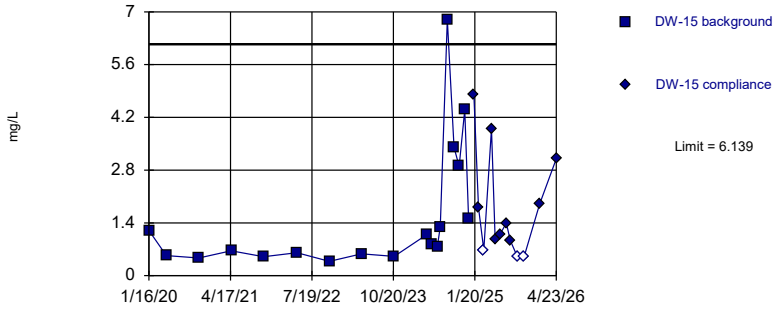

Background Data Summary: Mean=1.58, Std. Dev.=1.729, n=18. Seasonality was not detected with 95% confidence. Normality test was disabled. Report alpha = 0.01. Most recent point compared to limit.

Constituent: Total Organic Carbon Analysis Run 6/21/2026 3:36 PM View: Stat analysis
Chiquita Canyon LF Client: Chiquita Canyon LF Data: Stat file inorg MP2019

Sanitas™ v.10.1.07 Software licensed to Environmental Applications, Inc. CA
Hollow symbols indicate censored values.

Within Limit

Prediction Limit

Intrawell Parametric

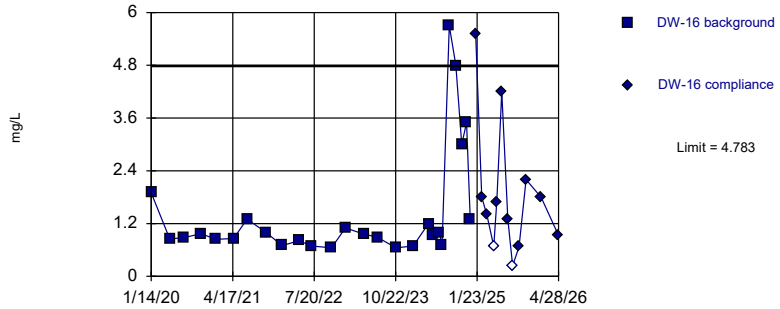

Background Data Summary: Mean=1.457, Std. Dev.=1.314, n=26. Seasonality was not detected with 95% confidence. Normality test was disabled. Report alpha = 0.01. Most recent point compared to limit.

Constituent: Total Organic Carbon Analysis Run 6/21/2026 3:36 PM View: Stat analysis
Chiquita Canyon LF Client: Chiquita Canyon LF Data: Stat file inorg MP2019

Sanitas™ v.10.1.07 Software licensed to Environmental Applications, Inc. CA
Hollow symbols indicate censored values.

Within Limit

Prediction Limit

Intrawell Parametric

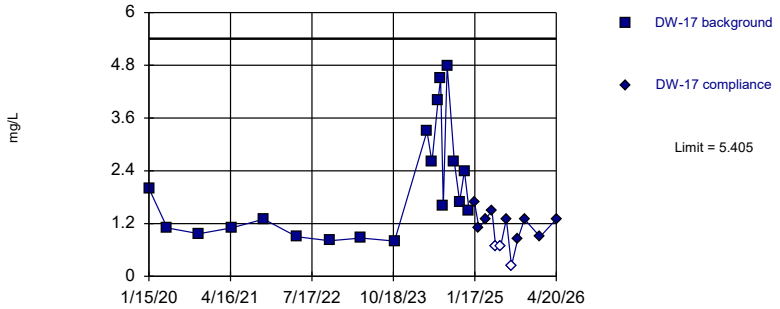

Background Data Summary: Mean=2.045, Std. Dev.=1.283, n=19. Seasonality was not detected with 95% confidence. Normality test was disabled. Report alpha = 0.01. Most recent point compared to limit.

Constituent: Total Organic Carbon Analysis Run 6/21/2026 3:36 PM View: Stat analysis
Chiquita Canyon LF Client: Chiquita Canyon LF Data: Stat file inorg MP2019

Sanitas™ v.10.1.07 Software licensed to Environmental Applications, Inc. CA

Within Limit

Prediction Limit

Intrawell Parametric

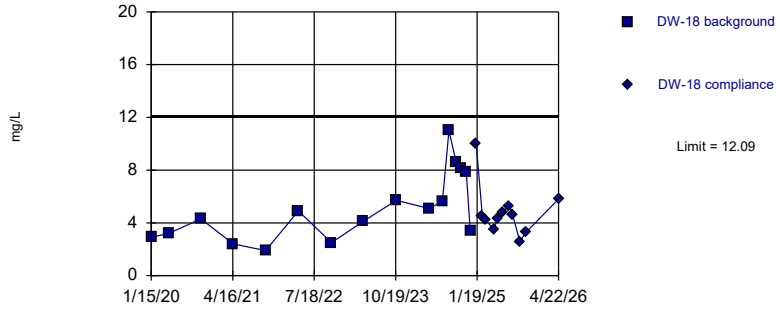

Background Data Summary: Mean=5.1, Std. Dev.=2.605, n=16. Seasonality was not detected with 95% confidence. Normality test was disabled. Report alpha = 0.01. Most recent point compared to limit.

Constituent: Total Organic Carbon Analysis Run 6/21/2026 3:36 PM View: Stat analysis
Chiquita Canyon LF Client: Chiquita Canyon LF Data: Stat file inorg MP2019

Sanitas™ v.10.1.07 Software licensed to Environmental Applications, Inc. CA
Hollow symbols indicate censored values.

Within Limit

Prediction Limit

Intrawell Parametric

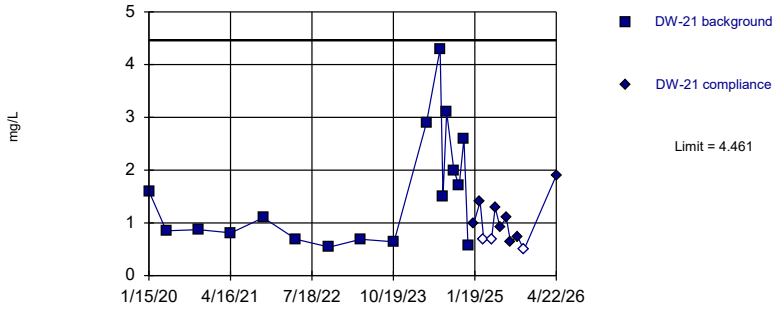

Background Data Summary: Mean=1.557, Std. Dev.=1.092, n=17. Seasonality was not detected with 95% confidence. Normality test was disabled. Report alpha = 0.01. Most recent point compared to limit.

Constituent: Total Organic Carbon Analysis Run 6/21/2026 3:36 PM View: Stat analysis
Chiquita Canyon LF Client: Chiquita Canyon LF Data: Stat file inorg MP2019

Sanitas™ v.10.1.07 Software licensed to Environmental Applications, Inc. CA
Hollow symbols indicate censored values.

Within Limit

Prediction Limit

Intrawell Parametric

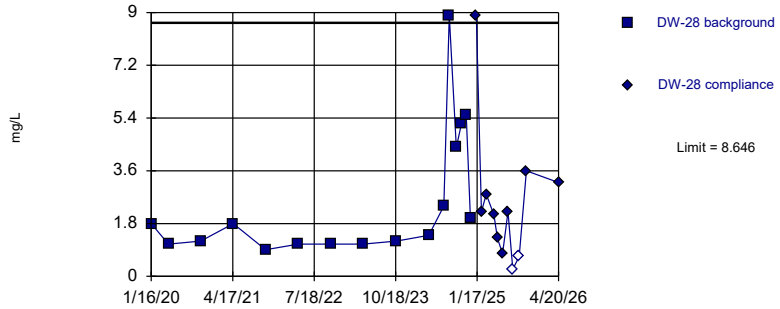

Background Data Summary: Mean=2.569, Std. Dev.=2.265, n=16. Seasonality was not detected with 95% confidence. Normality test was disabled. Report alpha = 0.01. Most recent point compared to limit.

Constituent: Total Organic Carbon Analysis Run 6/21/2026 3:36 PM View: Stat analysis
Chiquita Canyon LF Client: Chiquita Canyon LF Data: Stat file inorg MP2019

Sanitas™ v.10.1.07 Software licensed to Environmental Applications, Inc. CA

Within Limit

Prediction Limit

Intrawell Parametric

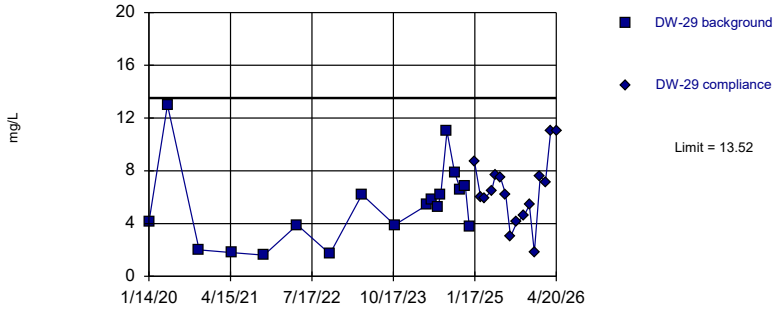

Background Data Summary: Mean=5.389, Std. Dev.=3.083, n=18. Seasonality was not detected with 95% confidence. Normality test was disabled. Report alpha = 0.01. Most recent point compared to limit.

Constituent: Total Organic Carbon Analysis Run 6/21/2026 3:36 PM View: Stat analysis
Chiquita Canyon LF Client: Chiquita Canyon LF Data: Stat file inorg MP2019

Sanitas™ v.10.1.07 Software licensed to Environmental Applications, Inc. CA
Hollow symbols indicate censored values.

Within Limit

Prediction Limit

Intrawell Parametric

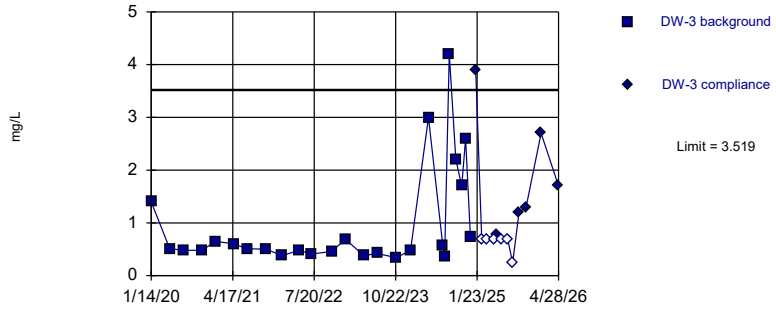

Background Data Summary: Mean=0.9808, Std. Dev.=0.9987, n=25. Seasonality was not detected with 95% confidence. Normality test was disabled. Report alpha = 0.01. Most recent point compared to limit.

Constituent: Total Organic Carbon Analysis Run 6/21/2026 3:36 PM View: Stat analysis
Chiquita Canyon LF Client: Chiquita Canyon LF Data: Stat file inorg MP2019

Sanitas™ v.10.1.07 Software licensed to Environmental Applications, Inc. CA
Hollow symbols indicate censored values.

Within Limit

Prediction Limit

Intrawell Parametric

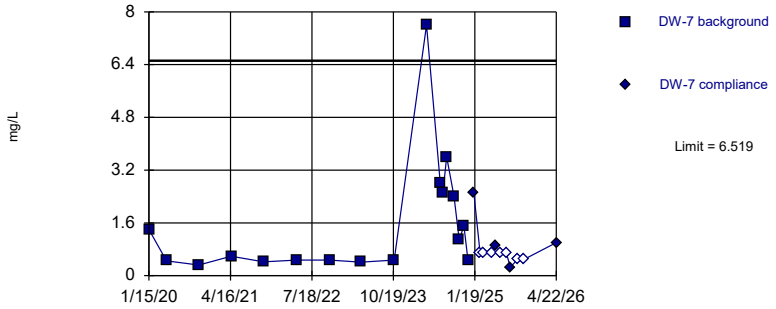

Background Data Summary: Mean=1.586, Std. Dev.=1.855, n=17. Seasonality was not detected with 95% confidence. Normality test was disabled. Report alpha = 0.01. Most recent point compared to limit.

Constituent: Total Organic Carbon Analysis Run 6/21/2026 3:36 PM View: Stat analysis
Chiquita Canyon LF Client: Chiquita Canyon LF Data: Stat file inorg MP2019

Sanitas™ v.10.1.07 Software licensed to Environmental Applications, Inc. CA
Hollow symbols indicate censored values.

Within Limit

Prediction Limit

Intrawell Parametric

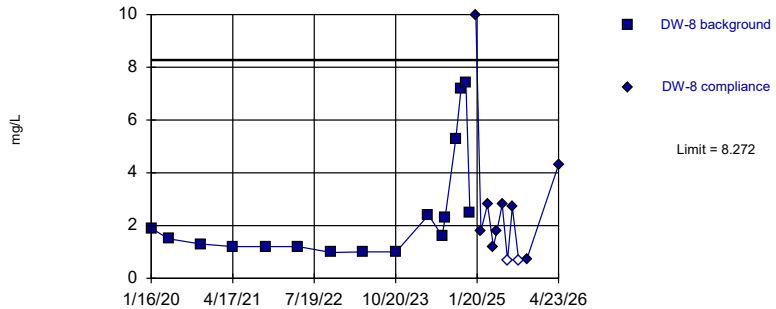

Background Data Summary: Mean=2.499, Std. Dev.=2.152, n=16. Seasonality was not detected with 95% confidence. Normality test was disabled. Report alpha = 0.01. Most recent point compared to limit.

Constituent: Total Organic Carbon Analysis Run 6/21/2026 3:36 PM View: Stat analysis
Chiquita Canyon LF Client: Chiquita Canyon LF Data: Stat file inorg MP2019

Sanitas™ v.10.1.07 Software licensed to Environmental Applications, Inc. CA
Hollow symbols indicate censored values.

Within Limit

Prediction Limit

Intrawell Parametric

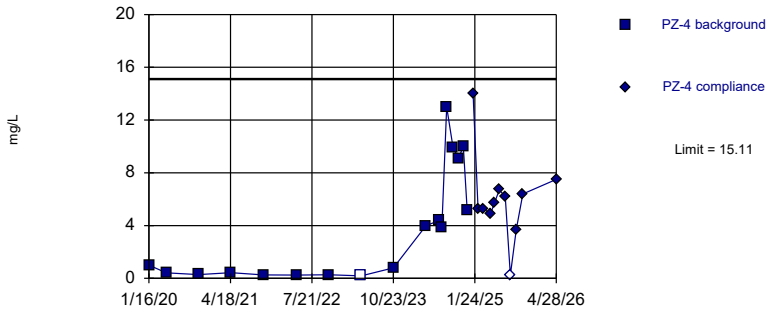

Background Data Summary: Mean=3.729, Std. Dev.=4.282, n=17, 5.882% NDs. Seasonality was not detected with 95% confidence. Normality test was disabled. Report alpha = 0.01. Most recent point compared to limit.

Constituent: Total Organic Carbon Analysis Run 6/21/2026 3:36 PM View: Stat analysis
Chiquita Canyon LF Client: Chiquita Canyon LF Data: Stat file inorg MP2019

APPENDIX D

LABORATORY ANALYTICAL REPORTS

APPENDIX D-1

GROUNDWATER SAMPLE

Enthalpy Analytical
931 West Barkley Ave
Orange, CA 92868
(714) 771-6900

enthalpy.com

Lab Job Number : 550965
Report Level : II
Report Date : 01/28/2026

Analytical Report *prepared for:*

Steve Cassulo
Waste Connections
Chiquita Canyon Landfill
29201 Henry Mayo Drive
Castaic, CA 91384

Project: GW MONITORING - CCLF Groundwater - Quarterly MPARS

Authorized for release by:

David Tripp, Project Manager
657-581-4710
david.tripp@enthalpy.com

This data package has been reviewed for technical correctness and completeness. Release of this data has been authorized by the Laboratory Manager or the Manager's designee, as verified by the above signature which applies to this PDF file as well as any associated electronic data deliverable files. The results contained in this report meet all requirements of NELAP and pertain only to those samples which were submitted for analysis. This report may be reproduced only in its entirety.

CA ELAP# 1338, CA ELAP #1338-S1, NELAP# 4038, SCAQMD LAP# 18LA0518, LACSD ID# 10105, ORELAP# 4197

ENTHALPY ANALYTICAL

Sample Summary

Steve Cassulo
Waste Connections
Chiquita Canyon Landfill
29201 Henry Mayo
Drive
Castaic, CA 91384

Lab Job #:	550965
Project No:	GW MONITORING
Location:	CCLF Groundwater - Quarterly MPARS
Date Received:	01/15/26

Sample ID	Lab ID	Collected	Matrix
FP-01	550965-001	01/15/26 10:42	Water
QCFB	550965-002	01/15/26 10:44	Water
QCTB	550965-003	01/15/26 00:00	Water

ENTHALPY ANALYTICAL

Case Narrative

Waste Connections Chiquita Canyon Landfill 29201 Henry Mayo Drive Castaic, CA 91384 Steve Cassulo	Lab Job Number: 550965 Project No: GW MONITORING Location: CCLF Groundwater - Quarterly MPARS Date Received: 01/15/26

This data package contains sample and QC results for three water samples, requested for the above referenced project on 01/16/26. The samples were received in good condition.

Volatile Organics by GC/MS (EPA 8260B):

- High RPD was observed for toluene, chlorobenzene, and 1,1-dichloroethene in the MS/MSD for batch 392832; the parent sample was not a project sample, the RPD was acceptable in the BS/BSD, and these analytes were not detected at or above the RL in the associated samples.
- No other analytical problems were encountered.

Semivolatile Organics by GC/MS SIM (EPA 8270C-SIM):
No analytical problems were encountered.

Total Organic Carbon by IR (SM 5310B):
No analytical problems were encountered.

Metals (EPA 6010B):
No analytical problems were encountered.

Ion Chromatography (EPA 300.0):

- High recoveries were observed for a number of analytes in the MS/MSD for batch 392705; the parent sample was not a project sample.
- Responses exceeding the instrument's linear range were observed for chloride and sulfate in the MSs/MSDs for batch 392705; affected data was qualified with "E".
- No other analytical problems were encountered.

Chemical Oxygen Demand by EPA 410.4 (EPA 410.4):
No analytical problems were encountered.

Alkalinity (SM2320B):
No analytical problems were encountered.

Sulfide (SM 4500-S2-D):
No analytical problems were encountered.

Total Dissolved Solids (TDS) (SM2540C):
No analytical problems were encountered.

Chemical Oxygen Demand (EPA 410.4):
No analytical problems were encountered.

Ammonia and TKN- Semi-Automated Method (SM 4500-NH3-G):
No analytical problems were encountered.

RSK-175 CO2 (RSK-175):
McCampbell Analytical, Inc. in Pittsburg, CA performed the analysis (see sublab report section for certifications). Please see the McCampbell Analytical, Inc. case narrative.

ENTHALPY ANALYTICAL

Chain of Custody Record

Lab No: 550 965

Page: 1 of 1

Turn Around Time (rush by advanced notice only)

Standard:	X	5 Day:		3 Day:	
2 Day:		1 Day:		Custom TAT:	

Enthalpy Analytical

931 W Barkely Ave, Orange, CA 92868

(714) 771-6900

Matrix: A = Air S = Soil/Solid W = Water DW = Drinking Wate SD = Sediment PP = Pure Product SEA = Sea Water SW = Swab T = Tissue WP = Wipe O = Other

Preservatives: 1 = $Na_2S_2O_3$ 2 = HCl 3 = HNO_3 4 = H_2SO_4 5 = NaOH 6 = Other

Sample Receipt Temp: 4.1 / 4.5 IR15 +0.4 (lab use only)

CUSTOMER INFORMATION		PROJECT INFORMATION	
Company:	Chiquita Canyon Landfill	Name:	Steve Cassulo
Report To:	Steve Cassulo	Number:	661-257-3655
Email:	Steven.Cassulo@wasteconnections.com	P.O. #:	
Address:	29201 Henry Mayo Drive	Address:	
	Castaic, CA, 91384		
Phone:	661-257-3655	Global ID:	L10003464243
Fax:		Sampled By:	Paul Chang

	Sample ID	Sampling Date	Sampling Time	Matrix	Container No. / Size	Pres.	VOCs (EPA 8260B)	1,4-Dioxane	Alkalinity, total	Bicarbonate as CaCO3	Ammonia-N, Nitrate-N	COD, Cl, SO4, TDS, TOC	B, Ca, Fe, K, Mg, Mn, Na	Bromide, Fluoride, Sulfide	Carbon dioxide
1	FP-01	1/15/26	1042	GW	13	var.	X	X	X	X	X	X	X	X	X
2	QCFB	1/15/26	1044	FB	3	↓	X								
3	QCTB	—	—	TB	2	↓	X								
4															
5															
6															
7															
8															
9															
10															

Test Instructions / Comments

Quarterly MPars

cc report to:
pchang@changenvironmental.com Basic EDD & GeoTracker EDF

Login 550965

	Signature	Print Name	Company / Title	Date / Time
[1] Relinquished By:		Paul Chang	CEI	1.15.26 1325
[1] Received By:		Jim Lin	EA.NV	1.15.26 1325
[2] Relinquished By:		Jim Lin	EA.NV	1.16.26 9:06
[2] Received By:		GEMA O	EANV	1.16.26 9:00
[3] Relinquished By:		GEMA	EANV	1.16.26 11:00
[3] Received By:		Nicole Mendoza	EA	1-16-26 11:00

SAMPLE RECEIPT CHECKLIST

Section 1: General Info

Date Received: 1.15.26 WO# 550965 Client: Chiquita Cyn

Section 2: Shipping / Custody **Are custody seals present?** ☐ Yes ☒ No

Custody seals intact on arrival? ☒ N/A ☐ Yes ☐ No ☐ On cooler / box ☐ On samples

Shipping Info: Walk in or Pickup

Section 3a: Condition / Packaging ☐ **Outside 0.0 - 6.0°C (0.0 - 10.0°C for microbiology) (PM notified)**

Date Opened 1.15.26 By (initials) JWL Type of ice used : ☒ Wet ☐ Blue/Gel ☐ None

☐ Samples received on ice directly from the field; cooling process had begun. (if checked, skip temperatures)

☐ Sample matrix doesn't require cooling (e.g. air, bulk PCB). (if checked, skip temperatures)

If no cooler: Observed/Adjusted Temp (°C): ____ / ____ Thermometer/IR Gun: IR03 CF: -0.7C

Cooler Temp (°C) #1: 7.7 / 7.0 #2: ____ / ____ #3: ____ / ____ #4: ____ / ____ #5: ____ / ____ #6: ____ / ____

Section 3b: Microbiology Samples ☒ **No microbiology samples submitted (skip 3b)**

☐ Within temp range 0.0 - 10.0°C or received on ice directly from field.

☐ Adequate headspace for microbiology analysis.

Section 3c: Air Samples ☒ **No air samples submitted (skip 3c)**

☐ 1.4L Canisters ☐ 6L Canisters ☐ Tedlar Bags ☐ MCE Cassettes ☐ Sorbent Tubes ☐ Other ____

Section 4: Containers / Labels / Samples	YES	NO	N/A
1) Were custody papers present, filled properly, and legible?	X		
2) Is the sampler's name present on the CoC?	X		
3) Were containers received in good condition (unbroken / unopened / uncompromised)?	X		
4) Were the samples bagged? (required for microbiology samples; recommended for soil samples)	✓		
5) Were all of, and only, the correct samples received?	X		
6) Are sample labels present, legible, and in agreement with the CoC?	X		
7) Does the container count match the CoC?	X		
8) Was sufficient sample volume / mass received for the analyses requested?	✓		
9) Were samples received in proper containers for the analyses requested?	X		
10) Were samples received with > 1/2 holding time remaining?	X		
11) Are samples properly preserved as indicated by CoC / labels?	X		
12) Unpreserved VOAs received - If necessary, was the hold time changed in LIMS?	✓		
13) Are VOA vials free from headspace/bubbles > 6mm?	✓		

Section 5: Explanations / Comments ☐ **PM notified**

Date Logged 1.15.26 **By (print)** JWL **(sign)** [signature]

Date Labeled 1.15.26 **By (print)** JWL **(sign)** [signature]

SAMPLE RECEIPT CHECKLIST

Section 1: General Info

Date Received: 1/16/26 WO# 550965 Client: WASTECONNECTIONS

Section 2: Shipping / Custody **Are custody seals present?** ☐ Yes ☒ No

Custody seals intact on arrival? ■ N/A ☐ Yes ☐ No ☐ On cooler / box ☐ On samples

■ Courier ☐ Walk-In ☐ Field Sampling ☐ Shipping Info: _____

Section 3a: Condition / Packaging ☐ **Outside 0.0 - 6.0°C (0.0 - 10.0°C for microbiology) (PM notified)**

Date Opened 1/16/26 By (initials) GXO Type of ice used: ■ Wet ☐ Blue/Gel ☐ None

☐ Samples received on ice directly from the field; cooling process had begun. (if checked, skip temperatures)

☐ Sample matrix doesn't require cooling (e.g. air, bulk PCB). (if checked, skip temperatures)

If no cooler: Observed/Adjusted Temp (°C): _____ / _____ Thermometer/IR Gun: IR15 CF: +0.4

Cooler Temp (°C) #1: 4.1 / 4.5 #2: ____/____ #3: ____/____ #4: ____/____ #5: ____/____ #6: ____/____

Section 3b: Microbiology Samples ■ **No microbiology samples submitted (skip 3b)**

☐ Within temp range 0.0 - 10.0°C or received on ice directly from field.

☐ Adequate headspace for microbiology analysis.

Section 3c: Air Samples ■ **No air samples submitted (skip 3c)**

☐ 1.4L Canisters ☐ 6L Canisters ☐ Tedlar Bags ☐ MCE Cassettes ☐ Sorbent Tubes ☐ Other _____

Section 4: Containers / Labels / Samples	YES	NO	N/A
1) Were custody papers present, filled properly, and legible?	X		
2) Is the sampler's name present on the CoC?	X		
3) Were containers received in good condition (unbroken / unopened / uncompromised)?	X		
4) Were the samples bagged? (required for microbiology samples; recommended for soil samples)			X
5) Were all of, and only, the correct samples received?	X		
6) Are sample labels present, legible, and in agreement with the CoC?	X		
7) Does the container count match the CoC?	X		
8) Was sufficient sample volume / mass received for the analyses requested?	X		
9) Were samples received in proper containers for the analyses requested?	X		
10) Were samples received with > 1/2 holding time remaining?		X	
11) Are samples properly preserved as indicated by CoC / labels?	X		
12) Unpreserved VOAs received - If necessary, was the hold time changed in LIMS?	X		
13) Are VOA vials free from headspace/bubbles > 6mm?	X		

Section 5: Explanations / Comments

(If no comments are made, then no discrepancies noted.)

4.10: Nitrate received with 1/2 holding time remaining

☐ **No additional discrepancies**

Date Logged 1/15/26 **By (print)** JWL **(sign)** NA

Date Labeled 1/15/26 **By (print)** JWL **(sign)** NA

ENTHALPY ANALYTICAL

Analysis Results for 550965

Steve Cassulo
Waste Connections
Chiquita Canyon Landfill
29201 Henry Mayo Drive
Castaic, CA 91384

Lab Job #: 550965
Project No: GW MONITORING
Location: CCLF Groundwater - Quarterly MPARS
Date Received: 01/15/26

Sample ID: FP-01 **Lab ID: 550965-001** **Collected: 01/15/26 10:42**
Matrix: Water

550965-001 Analyte	Result	Qual	Units	RL	MDL	DF	Batch	Prepared	Analyzed	Chemist
Method: EPA 300.0 Prep Method: METHOD										
Fluoride	**0.35**		mg/L	0.20	0.073	1	392705	01/16/26 08:40	01/16/26 13:09	BPH
Chloride	**100**		mg/L	1.0	0.27	1	392705	01/16/26 08:40	01/16/26 13:09	BPH
Bromide	**0.48**		mg/L	0.30	0.060	1	392705	01/16/26 08:40	01/16/26 13:09	BPH
Nitrogen, Nitrate	**0.07**	J	mg/L	0.10	0.05	1	392705	01/16/26 08:40	01/16/26 13:09	BPH
Sulfate	**370**		mg/L	10	1.8	10	392705	01/16/26 08:40	01/16/26 13:27	BPH
Method: EPA 350.1 Prep Method: METHOD										
Ammonia-N	ND		mg/L	0.10	0.068	1	393008	01/20/26	01/20/26	JAK
Method: EPA 410.4 Prep Method: EPA 410.4										
Chemical Oxygen Demand	**23**		mg/L	4.0	2.0	1	393241	01/22/26	01/22/26	ARM
Method: EPA 6010B Prep Method: EPA 3015A										
Boron	**0.47**		mg/L	0.050	0.018	1	392811	01/17/26	01/17/26	KAM
Calcium	**150**		mg/L	1.0	0.46	1	392811	01/17/26	01/17/26	KAM
Iron	ND		mg/L	0.10	0.055	1	392811	01/17/26	01/17/26	KAM
Magnesium	**31**		mg/L	0.10	0.051	1	392811	01/17/26	01/17/26	KAM
Manganese	**0.18**		mg/L	0.010	0.0029	1	392811	01/17/26	01/17/26	KAM
Potassium	**1.7**		mg/L	0.50	0.50	1	392811	01/17/26	01/17/26	KAM
Sodium	**130**		mg/L	0.60	0.38	1	392811	01/17/26	01/17/26	KAM
Method: EPA 8260B Prep Method: EPA 5030B										
Freon 12	ND		ug/L	1.0	0.1	1	392832	01/17/26	01/17/26	EJB
Chloromethane	ND		ug/L	1.0	0.2	1	392832	01/17/26	01/17/26	EJB
Vinyl Chloride	ND		ug/L	0.5	0.1	1	392832	01/17/26	01/17/26	EJB
1,1-Dichloroethene	ND		ug/L	0.5	0.08	1	392832	01/17/26	01/17/26	EJB
Methylene Chloride	ND		ug/L	10	0.2	1	392832	01/17/26	01/17/26	EJB
1,1-Dichloroethane	ND		ug/L	0.5	0.1	1	392832	01/17/26	01/17/26	EJB
cis-1,2-Dichloroethene	ND		ug/L	0.5	0.09	1	392832	01/17/26	01/17/26	EJB
1,2-Dichloroethane	ND		ug/L	0.5	0.1	1	392832	01/17/26	01/17/26	EJB
Benzene	ND		ug/L	0.5	0.1	1	392832	01/17/26	01/17/26	EJB
Trichloroethene	ND		ug/L	0.5	0.1	1	392832	01/17/26	01/17/26	EJB
Tetrachloroethene	ND		ug/L	0.5	0.1	1	392832	01/17/26	01/17/26	EJB
1,4-Dichlorobenzene	ND		ug/L	0.5	0.2	1	392832	01/17/26	01/17/26	EJB
Surrogates				**Limits**						
Dibromofluoromethane	105%		%REC	70-130		1	392832	01/17/26	01/17/26	EJB
1,2-Dichloroethane-d4	117%		%REC	70-130		1	392832	01/17/26	01/17/26	EJB
Toluene-d8	93%		%REC	70-130		1	392832	01/17/26	01/17/26	EJB
Bromofluorobenzene	98%		%REC	70-130		1	392832	01/17/26	01/17/26	EJB

Results for any subcontracted analyses are not included in this section.

ENTHALPY ANALYTICAL

Analysis Results for 550965

550965-001 Analyte	Result	Qual	Units	RL	MDL	DF	Batch	Prepared	Analyzed	Chemist
Method: EPA 8270C-SIM Prep Method: EPA 3535										
1,4-Dioxane	**4.7**		ug/L	1.0	0.84	1	392920	01/19/26	01/21/26	MSS
Surrogates				**Limits**						
1,4-Dioxane-d8 (SUR)	103%		%REC	80-120		1	392920	01/19/26	01/21/26	MSS
Method: SM 4500-S2-D Prep Method: METHOD										
Sulfide	ND		mg/L	0.10		1	392790	01/16/26	01/16/26	TXC
Method: SM 5310B Prep Method: SM 5310B										
Total Organic Carbon	**10**		mg/L	1.0	0.49	1	392850	01/18/26	01/18/26	BDR
Method: SM2320B Prep Method: METHOD										
Alkalinity, Bicarbonate, as CaCO3	**390**		mg/L	5.0		2.5	393004	01/20/26	01/20/26	ARM
Alkalinity, Total as CaCO3	**390**		mg/L	5.0		2.5	393004	01/20/26	01/20/26	ARM
Method: SM2540C Prep Method: METHOD										
Total Dissolved Solids	**1,100**		mg/L	20		2	392935	01/19/26	01/20/26	RDL

Sample ID: QCFB **Lab ID: 550965-002** **Collected: 01/15/26 10:44**
Matrix: Water

550965-002 Analyte	Result	Qual	Units	RL	MDL	DF	Batch	Prepared	Analyzed	Chemist
Method: EPA 8260B Prep Method: EPA 5030B										
Freon 12	ND		ug/L	1.0	0.1	1	392832	01/17/26	01/17/26	EJB
Chloromethane	ND		ug/L	1.0	0.2	1	392832	01/17/26	01/17/26	EJB
Vinyl Chloride	ND		ug/L	0.5	0.1	1	392832	01/17/26	01/17/26	EJB
1,1-Dichloroethene	ND		ug/L	0.5	0.08	1	392832	01/17/26	01/17/26	EJB
Methylene Chloride	**0.4**	J	ug/L	10	0.2	1	392832	01/17/26	01/17/26	EJB
1,1-Dichloroethane	ND		ug/L	0.5	0.1	1	392832	01/17/26	01/17/26	EJB
cis-1,2-Dichloroethene	ND		ug/L	0.5	0.09	1	392832	01/17/26	01/17/26	EJB
1,2-Dichloroethane	ND		ug/L	0.5	0.1	1	392832	01/17/26	01/17/26	EJB
Benzene	ND		ug/L	0.5	0.1	1	392832	01/17/26	01/17/26	EJB
Trichloroethene	ND		ug/L	0.5	0.1	1	392832	01/17/26	01/17/26	EJB
Tetrachloroethene	ND		ug/L	0.5	0.1	1	392832	01/17/26	01/17/26	EJB
1,4-Dichlorobenzene	ND		ug/L	0.5	0.2	1	392832	01/17/26	01/17/26	EJB
Surrogates				**Limits**						
Dibromofluoromethane	104%		%REC	70-130		1	392832	01/17/26	01/17/26	EJB
1,2-Dichloroethane-d4	116%		%REC	70-130		1	392832	01/17/26	01/17/26	EJB
Toluene-d8	93%		%REC	70-130		1	392832	01/17/26	01/17/26	EJB
Bromofluorobenzene	94%		%REC	70-130		1	392832	01/17/26	01/17/26	EJB

Results for any subcontracted analyses are not included in this section.

ENTHALPY ANALYTICAL

Analysis Results for 550965

Sample ID: QCTB	Lab ID: 550965-003	Collected: 01/15/26
	Matrix: Water	

550965-003 Analyte	Result	Qual	Units	RL	MDL	DF	Batch	Prepared	Analyzed	Chemist
Method: EPA 8260B Prep Method: EPA 5030B										
Freon 12	ND		ug/L	1.0	0.1	1	392832	01/17/26	01/17/26	EJB
Chloromethane	ND		ug/L	1.0	0.2	1	392832	01/17/26	01/17/26	EJB
Vinyl Chloride	ND		ug/L	0.5	0.1	1	392832	01/17/26	01/17/26	EJB
1,1-Dichloroethene	ND		ug/L	0.5	0.08	1	392832	01/17/26	01/17/26	EJB
Methylene Chloride	**0.4**	J	ug/L	10	0.2	1	392832	01/17/26	01/17/26	EJB
1,1-Dichloroethane	ND		ug/L	0.5	0.1	1	392832	01/17/26	01/17/26	EJB
cis-1,2-Dichloroethene	ND		ug/L	0.5	0.09	1	392832	01/17/26	01/17/26	EJB
1,2-Dichloroethane	ND		ug/L	0.5	0.1	1	392832	01/17/26	01/17/26	EJB
Benzene	ND		ug/L	0.5	0.1	1	392832	01/17/26	01/17/26	EJB
Trichloroethene	ND		ug/L	0.5	0.1	1	392832	01/17/26	01/17/26	EJB
Tetrachloroethene	**0.2**	J	ug/L	0.5	0.1	1	392832	01/17/26	01/17/26	EJB
1,4-Dichlorobenzene	ND		ug/L	0.5	0.2	1	392832	01/17/26	01/17/26	EJB
Surrogates				**Limits**						
Dibromofluoromethane	102%		%REC	70-130		1	392832	01/17/26	01/17/26	EJB
1,2-Dichloroethane-d4	115%		%REC	70-130		1	392832	01/17/26	01/17/26	EJB
Toluene-d8	92%		%REC	70-130		1	392832	01/17/26	01/17/26	EJB
Bromofluorobenzene	99%		%REC	70-130		1	392832	01/17/26	01/17/26	EJB

J Estimated value
ND Not Detected

Results for any subcontracted analyses are not included in this section.

ENTHALPY ANALYTICAL

Batch QC

Type: Blank	**Lab ID:** QC1331347	**Batch:** 392705
Matrix: Water	**Method:** EPA 300.0	**Prep Method:** METHOD

QC1331347 Analyte	Result	Qual	Units	RL	MDL	Prepared	Analyzed
Fluoride	ND		mg/L	0.20	0.073	01/16/26 08:40	01/16/26 09:14
Chloride	ND		mg/L	1.0	0.27	01/16/26 08:40	01/16/26 09:14
Bromide	ND		mg/L	0.30	0.060	01/16/26 08:40	01/16/26 09:14
Nitrogen, Nitrate	ND		mg/L	0.10	0.05	01/16/26 08:40	01/16/26 09:14
Sulfate	ND		mg/L	1.0	0.18	01/16/26 08:40	01/16/26 09:14

Type: Lab Control Sample	**Lab ID:** QC1331348	**Batch:** 392705
Matrix: Water	**Method:** EPA 300.0	**Prep Method:** METHOD

QC1331348 Analyte	Result	Spiked	Units	Recovery	Qual	Limits
Fluoride	11.05	10.00	mg/L	110%		90-110
Chloride	51.00	50.00	mg/L	102%		90-110
Bromide	15.50	15.00	mg/L	103%		90-110
Nitrogen, Nitrate	4.684	4.518	mg/L	104%		90-110
Sulfate	27.35	25.00	mg/L	109%		90-110

Type: Matrix Spike	**Lab ID:** QC1331377	**Batch:** 392705
Matrix (Source ID): Water (550961-001)	**Method:** EPA 300.0	**Prep Method:** METHOD

QC1331377 Analyte	Result	Source Sample Result	Spiked	Units	Recovery	Qual	Limits	DF
Fluoride	25.54	0.3931	20.00	mg/L	126%		80-129	1
Chloride	186.5	66.34	100.0	mg/L	120%		80-123	1
Bromide	18.49	0.5019	15.00	mg/L	120%		80-121	1
Nitrogen, Nitrate	17.40	7.523	9.036	mg/L	109%		80-123	1
Sulfate	159.8	105.0	50.00	mg/L	110%	E	79-124	1

Type: Matrix Spike Duplicate	**Lab ID:** QC1331378	**Batch:** 392705
Matrix (Source ID): Water (550961-001)	**Method:** EPA 300.0	**Prep Method:** METHOD

QC1331378 Analyte	Result	Source Sample Result	Spiked	Units	Recovery	Qual	Limits	RPD	RPD Lim	DF
Fluoride	21.98	0.3931	20.00	mg/L	108%		80-129	15	21	1
Chloride	171.2	66.34	100.0	mg/L	105%		80-123	9	20	1
Bromide	16.11	0.5019	15.00	mg/L	104%		80-121	14	20	1
Nitrogen, Nitrate	16.16	7.523	9.036	mg/L	96%		80-123	7	20	1
Sulfate	152.4	105.0	50.00	mg/L	95%	E	79-124		20	1

ENTHALPY ANALYTICAL

Batch QC

Type:	Matrix Spike	Lab ID:	QC1331521	Batch:	392705
Matrix (Source ID):	Water (551035-002)	Method:	EPA 300.0	Prep Method:	METHOD

QC1331521 Analyte	Result	Source Sample Result	Spiked	Units	Recovery	Qual	Limits	DF
Fluoride	28.20	0.5668	20.00	mg/L	138%	*	80-129	1
Chloride	222.2	96.22	100.0	mg/L	126%	E,*	80-123	1
Bromide	20.16	0.4660	15.00	mg/L	131%	*	80-121	1
Nitrogen, Nitrate	12.27	0.4513	9.036	mg/L	131%	*	80-123	1
Sulfate	89.35	21.53	50.00	mg/L	136%	*	79-124	1

Type:	Matrix Spike Duplicate	Lab ID:	QC1331522	Batch:	392705
Matrix (Source ID):	Water (551035-002)	Method:	EPA 300.0	Prep Method:	METHOD

QC1331522 Analyte	Result	Source Sample Result	Spiked	Units	Recovery	Qual	Limits	RPD	RPD Lim	DF
Fluoride	30.41	0.5668	20.00	mg/L	149%	*	80-129	8	21	1
Chloride	231.7	96.22	100.0	mg/L	135%	E,*	80-123		20	1
Bromide	21.80	0.4660	15.00	mg/L	142%	*	80-121	8	20	1
Nitrogen, Nitrate	13.22	0.4513	9.036	mg/L	141%	*	80-123	7	20	1
Sulfate	94.83	21.53	50.00	mg/L	147%	*	79-124	6	20	1

Type:	Blank	Lab ID:	QC1332427	Batch:	393008
Matrix:	Water	Method:	EPA 350.1	Prep Method:	METHOD

QC1332427 Analyte	Result	Qual	Units	RL	MDL	Prepared	Analyzed
Ammonia-N	ND		mg/L	0.10	0.068	01/20/26	01/20/26

Type:	Lab Control Sample	Lab ID:	QC1332428	Batch:	393008
Matrix:	Water	Method:	EPA 350.1	Prep Method:	METHOD

QC1332428 Analyte	Result	Spiked	Units	Recovery	Qual	Limits
Ammonia-N	0.9111	1.000	mg/L	91%		90-110

Type:	Matrix Spike	Lab ID:	QC1332429	Batch:	393008
Matrix (Source ID):	Water (551059-001)	Method:	EPA 350.1	Prep Method:	METHOD

QC1332429 Analyte	Result	Source Sample Result	Spiked	Units	Recovery	Qual	Limits	DF
Ammonia-N	1.184	0.1974	1.000	mg/L	99%		90-110	1

ENTHALPY ANALYTICAL

Batch QC

Type:	**Matrix Spike Duplicate**	**Lab ID:**	**QC1332430**	**Batch:**	**393008**
Matrix (Source ID):	**Water (551059-001)**	**Method:**	**EPA 350.1**	**Prep Method:**	**METHOD**

QC1332430 Analyte	Result	Source Sample Result	Spiked	Units	Recovery	Qual	Limits	RPD	RPD Lim	DF
Ammonia-N	1.159	0.1974	1.000	mg/L	96%		90-110	2	20	1

Type:	**Blank**	**Lab ID:**	**QC1333241**	**Batch:**	**393241**
Matrix:	**Water**	**Method:**	**EPA 410.4**	**Prep Method:**	**EPA 410.4**

QC1333241 Analyte	Result	Qual	Units	RL	MDL	Prepared	Analyzed
Chemical Oxygen Demand	ND		mg/L	4.0	2.0	01/22/26	01/22/26

Type:	**Lab Control Sample**	**Lab ID:**	**QC1333242**	**Batch:**	**393241**
Matrix:	**Water**	**Method:**	**EPA 410.4**	**Prep Method:**	**EPA 410.4**

QC1333242 Analyte	Result	Spiked	Units	Recovery	Qual	Limits
Chemical Oxygen Demand	97.00	100.0	mg/L	97%		90-110

Type:	**Matrix Spike**	**Lab ID:**	**QC1333243**	**Batch:**	**393241**
Matrix (Source ID):	**Water (550965-001)**	**Method:**	**EPA 410.4**	**Prep Method:**	**EPA 410.4**

QC1333243 Analyte	Result	Source Sample Result	Spiked	Units	Recovery	Qual	Limits	DF
Chemical Oxygen Demand	110.0	23.00	100.0	mg/L	87%		75-125	2

Type:	**Matrix Spike Duplicate**	**Lab ID:**	**QC1333244**	**Batch:**	**393241**
Matrix (Source ID):	**Water (550965-001)**	**Method:**	**EPA 410.4**	**Prep Method:**	**EPA 410.4**

QC1333244 Analyte	Result	Source Sample Result	Spiked	Units	Recovery	Qual	Limits	RPD	RPD Lim	DF
Chemical Oxygen Demand	108.0	23.00	100.0	mg/L	85%		75-125	2	20	2

Type:	**Matrix Spike**	**Lab ID:**	**QC1333245**	**Batch:**	**393241**
Matrix (Source ID):	**Water (551124-001)**	**Method:**	**EPA 410.4**	**Prep Method:**	**EPA 410.4**

QC1333245 Analyte	Result	Source Sample Result	Spiked	Units	Recovery	Qual	Limits	DF
Chemical Oxygen Demand	92.00	ND	100.0	mg/L	92%		75-125	2

ENTHALPY ANALYTICAL

Batch QC

Type:	Matrix Spike Duplicate	Lab ID:	QC1333246	Batch:	393241
Matrix (Source ID):	Water (551124-001)	Method:	EPA 410.4	Prep Method:	EPA 410.4

QC1333246 Analyte	Result	Source Sample Result	Spiked	Units	Recovery	Qual	Limits	RPD	RPD Lim	DF
Chemical Oxygen Demand	90.00	ND	100.0	mg/L	90%		75-125	2	20	2

Type:	Blank	Lab ID:	QC1331740	Batch:	392811
Matrix:	Water	Method:	EPA 6010B	Prep Method:	EPA 3015A

QC1331740 Analyte	Result	Qual	Units	RL	MDL	Prepared	Analyzed
Boron	ND		mg/L	0.050	0.018	01/17/26	01/17/26
Calcium	ND		mg/L	0.46	0.46	01/17/26	01/17/26
Iron	ND		mg/L	0.055	0.055	01/17/26	01/17/26
Magnesium	ND		mg/L	0.10	0.051	01/17/26	01/17/26
Manganese	ND		mg/L	0.010	0.0029	01/17/26	01/17/26
Potassium	ND		mg/L	0.50	0.50	01/17/26	01/17/26
Sodium	ND		mg/L	0.50	0.38	01/17/26	01/17/26

Type:	Lab Control Sample	Lab ID:	QC1331741	Batch:	392811
Matrix:	Water	Method:	EPA 6010B	Prep Method:	EPA 3015A

QC1331741 Analyte	Result	Spiked	Units	Recovery	Qual	Limits
Boron	0.3739	0.4000	mg/L	93%		80-120
Calcium	19.35	20.40	mg/L	95%		80-120
Iron	0.3781	0.4000	mg/L	95%		80-120
Magnesium	19.31	20.40	mg/L	95%		80-120
Manganese	0.3797	0.4000	mg/L	95%		80-120
Potassium	22.52	24.00	mg/L	94%		80-120
Sodium	18.98	20.40	mg/L	93%		80-120

Type:	Matrix Spike	Lab ID:	QC1331742	Batch:	392811
Matrix (Source ID):	Water (550965-001)	Method:	EPA 6010B	Prep Method:	EPA 3015A

QC1331742 Analyte	Result	Source Sample Result	Spiked	Units	Recovery	Qual	Limits	DF
Boron	0.8546	0.4651	0.4000	mg/L	97%		75-125	1
Calcium	172.2	154.0	20.40	mg/L	89%	NM	75-125	1
Iron	0.3940	ND	0.4000	mg/L	98%		75-125	1
Magnesium	50.66	31.43	20.40	mg/L	94%		75-125	1
Manganese	0.5617	0.1808	0.4000	mg/L	95%		75-125	1
Potassium	24.99	1.657	24.00	mg/L	97%		75-125	1
Sodium	146.7	129.2	20.40	mg/L	86%	NM	75-125	1

ENTHALPY ANALYTICAL

Batch QC

Type:	Matrix Spike Duplicate	Lab ID:	QC1331743	Batch:	392811
Matrix (Source ID):	Water (550965-001)	Method:	EPA 6010B	Prep Method:	EPA 3015A

QC1331743 Analyte	Result	Source Sample Result	Spiked	Units	Recovery	Qual	Limits	RPD	RPD Lim	DF
Boron	0.8486	0.4651	0.4000	mg/L	96%		75-125	1	20	1
Calcium	171.5	154.0	20.40	mg/L	85%	NM	75-125	0	20	1
Iron	0.3841	ND	0.4000	mg/L	96%		75-125	3	22	1
Magnesium	49.81	31.43	20.40	mg/L	90%		75-125	2	20	1
Manganese	0.5539	0.1808	0.4000	mg/L	93%		75-125	1	20	1
Potassium	24.16	1.657	24.00	mg/L	94%		75-125	3	20	1
Sodium	146.8	129.2	20.40	mg/L	86%	NM	75-125	0	20	1

Type:	Serial Dilution	Lab ID:	QC1331744	Batch:	392811
Matrix (Source ID):	Water (551048-001)	Method:	EPA 6010B	Prep Method:	EPA 3015A

QC1331744 Analyte	Result	Source Sample Result	Units	Qual	RPD	RPD Lim	DF
Boron	77.30	79.79	mg/L				50
Calcium	6,595	6427	mg/L				50
Iron	631.2	606.9	mg/L				50
Magnesium	642.6	620.6	mg/L				50
Manganese	39.01	39.69	mg/L				50
Potassium	1,380	1429	mg/L				50
Sodium	4,505	4498	mg/L				50

Type:	Lab Control Sample	Lab ID:	QC1331819	Batch:	392832
Matrix:	Water	Method:	EPA 8260B	Prep Method:	EPA 5030B

QC1331819 Analyte	Result	Spiked	Units	Recovery	Qual	Limits
1,1-Dichloroethene	46.85	50.00	ug/L	94%		69-128
MTBE	47.24	50.00	ug/L	94%		66-125
Benzene	47.42	50.00	ug/L	95%		76-121
Trichloroethene	42.66	50.00	ug/L	85%		76-124
Toluene	44.35	50.00	ug/L	89%		76-120
Chlorobenzene	44.44	50.00	ug/L	89%		78-120
Surrogates						
Dibromofluoromethane	50.78	50.00	ug/L	102%		70-130
1,2-Dichloroethane-d4	55.51	50.00	ug/L	111%		70-130
Toluene-d8	48.04	50.00	ug/L	96%		70-130
Bromofluorobenzene	46.74	50.00	ug/L	93%		70-130

ENTHALPY ANALYTICAL

Batch QC

Type: Lab Control Sample Duplicate	Lab ID: QC1331820	Batch: 392832
Matrix: Water	Method: EPA 8260B	Prep Method: EPA 5030B

QC1331820 Analyte	Result	Spiked	Units	Recovery	Qual	Limits	RPD	RPD Lim
1,1-Dichloroethene	48.39	50.00	ug/L	97%		69-128	3	23
MTBE	51.07	50.00	ug/L	102%		66-125	8	22
Benzene	50.40	50.00	ug/L	101%		76-121	6	21
Trichloroethene	45.24	50.00	ug/L	90%		76-124	6	22
Toluene	46.79	50.00	ug/L	94%		76-120	5	21
Chlorobenzene	46.70	50.00	ug/L	93%		78-120	5	20
Surrogates								
Dibromofluoromethane	52.08	50.00	ug/L	104%		70-130		
1,2-Dichloroethane-d4	58.98	50.00	ug/L	118%		70-130		
Toluene-d8	48.38	50.00	ug/L	97%		70-130		
Bromofluorobenzene	50.53	50.00	ug/L	101%		70-130		

Type: Blank	Lab ID: QC1331824	Batch: 392832
Matrix: Water	Method: EPA 8260B	Prep Method: EPA 5030B

QC1331824 Analyte	Result	Qual	Units	RL	MDL	Prepared	Analyzed
Freon 12	ND		ug/L	1.0	0.1	01/17/26	01/17/26
Chloromethane	ND		ug/L	1.0	0.2	01/17/26	01/17/26
Vinyl Chloride	ND		ug/L	0.5	0.1	01/17/26	01/17/26
1,1-Dichloroethene	ND		ug/L	0.5	0.08	01/17/26	01/17/26
Methylene Chloride	ND		ug/L	10	0.2	01/17/26	01/17/26
1,1-Dichloroethane	ND		ug/L	0.5	0.1	01/17/26	01/17/26
cis-1,2-Dichloroethene	ND		ug/L	0.5	0.09	01/17/26	01/17/26
1,2-Dichloroethane	ND		ug/L	0.5	0.1	01/17/26	01/17/26
Benzene	ND		ug/L	0.5	0.1	01/17/26	01/17/26
Trichloroethene	ND		ug/L	0.5	0.1	01/17/26	01/17/26
Tetrachloroethene	ND		ug/L	0.5	0.1	01/17/26	01/17/26
1,4-Dichlorobenzene	ND		ug/L	0.5	0.2	01/17/26	01/17/26
Surrogates				**Limits**			
Dibromofluoromethane	101%		%REC	70-130		01/17/26	01/17/26
1,2-Dichloroethane-d4	108%		%REC	70-130		01/17/26	01/17/26
Toluene-d8	97%		%REC	70-130		01/17/26	01/17/26
Bromofluorobenzene	96%		%REC	70-130		01/17/26	01/17/26

ENTHALPY ANALYTICAL

Batch QC

Type:	Matrix Spike	Lab ID:	QC1331825	Batch:	392832
Matrix (Source ID):	Water (551048-002)	Method:	EPA 8260B	Prep Method:	EPA 5030B

QC1331825 Analyte	Result	Source Sample Result	Spiked	Units	Recovery	Qual	Limits	DF
1,1-Dichloroethene	1,140	ND	1000	ug/L	114%		62-131	50
MTBE	1,186	ND	1000	ug/L	119%		61-124	50
Benzene	1,226	39.33	1000	ug/L	119%		70-123	50
Trichloroethene	1,034	ND	1000	ug/L	103%		65-131	50
Toluene	1,086	13.99	1000	ug/L	107%		69-120	50
Chlorobenzene	1,092	ND	1000	ug/L	109%		72-121	50
Surrogates								
Dibromofluoromethane	2,583		2500	ug/L	103%		70-130	50
1,2-Dichloroethane-d4	2,916		2500	ug/L	117%		70-130	50
Toluene-d8	2,355		2500	ug/L	94%		70-130	50
Bromofluorobenzene	2,427		2500	ug/L	97%		70-130	50

Type:	Matrix Spike Duplicate	Lab ID:	QC1331826	Batch:	392832
Matrix (Source ID):	Water (551048-002)	Method:	EPA 8260B	Prep Method:	EPA 5030B

QC1331826 Analyte	Result	Source Sample Result	Spiked	Units	Recovery	Qual	Limits	RPD	RPD Lim	DF
1,1-Dichloroethene	815.1	ND	1000	ug/L	82%		62-131	33*	31	50
MTBE	914.7	ND	1000	ug/L	91%		61-124	26	30	50
Benzene	900.9	39.33	1000	ug/L	86%		70-123	31	31	50
Trichloroethene	760.6	ND	1000	ug/L	76%		65-131	30	31	50
Toluene	787.5	13.99	1000	ug/L	77%		69-120	32*	29	50
Chlorobenzene	792.0	ND	1000	ug/L	79%		72-121	32*	29	50
Surrogates										
Dibromofluoromethane	2,659		2500	ug/L	106%		70-130			50
1,2-Dichloroethane-d4	2,955		2500	ug/L	118%		70-130			50
Toluene-d8	2,406		2500	ug/L	96%		70-130			50
Bromofluorobenzene	2,397		2500	ug/L	96%		70-130			50

Type:	Blank	Lab ID:	QC1332158	Batch:	392920
Matrix:	Water	Method:	EPA 8270C-SIM	Prep Method:	EPA 3535

QC1332158 Analyte	Result	Qual	Units	RL	MDL	Prepared	Analyzed
1,4-Dioxane	ND		ug/L	1.0	0.84	01/19/26	01/20/26
Surrogates				**Limits**			
1,4-Dioxane-d8 (SUR)	95%		%REC	80-120		01/19/26	01/20/26

ENTHALPY ANALYTICAL

Batch QC

Type:	Lab Control Sample	Lab ID:	QC1332159	Batch:	392920
Matrix:	Water	Method:	EPA 8270C-SIM	Prep Method:	EPA 3535

QC1332159 Analyte	Result	Spiked	Units	Recovery	Qual	Limits
1,4-Dioxane	9.395	10.00	ug/L	94%		79-120
Surrogates						
1,4-Dioxane-d8 (SUR)	10.20	10.00	ug/L	102%		80-120

Type:	Lab Control Sample Duplicate	Lab ID:	QC1332160	Batch:	392920
Matrix:	Water	Method:	EPA 8270C-SIM	Prep Method:	EPA 3535

QC1332160 Analyte	Result	Spiked	Units	Recovery	Qual	Limits	RPD	RPD Lim
1,4-Dioxane	9.602	10.00	ug/L	96%		79-120	2	20
Surrogates								
1,4-Dioxane-d8 (SUR)	10.05	10.00	ug/L	101%		80-120		

Type:	Blank	Lab ID:	QC1331658	Batch:	392790
Matrix:	Water	Method:	SM 4500-S2-D	Prep Method:	METHOD

QC1331658 Analyte	Result	Qual	Units	RL	MDL	Prepared	Analyzed
Sulfide	ND		mg/L	0.10		01/16/26	01/16/26

Type:	Lab Control Sample	Lab ID:	QC1331659	Batch:	392790
Matrix:	Water	Method:	SM 4500-S2-D	Prep Method:	METHOD

QC1331659 Analyte	Result	Spiked	Units	Recovery	Qual	Limits
Sulfide	0.9000	1.000	mg/L	90%		90-110

Type:	Matrix Spike	Lab ID:	QC1331695	Batch:	392790
Matrix (Source ID):	Water (550799-001)	Method:	SM 4500-S2-D	Prep Method:	METHOD

QC1331695 Analyte	Result	Source Sample Result	Spiked	Units	Recovery	Qual	Limits	DF
Sulfide	0.9000	ND	1.000	mg/L	90%		80-120	1

Type:	Matrix Spike Duplicate	Lab ID:	QC1331696	Batch:	392790
Matrix (Source ID):	Water (550799-001)	Method:	SM 4500-S2-D	Prep Method:	METHOD

QC1331696 Analyte	Result	Source Sample Result	Spiked	Units	Recovery	Qual	Limits	RPD	RPD Lim	DF
Sulfide	0.8000	ND	1.000	mg/L	80%		80-120	12	20	1

ENTHALPY ANALYTICAL

Batch QC

Type: Blank	Lab ID: QC1331905	Batch: 392850
Matrix: Water	Method: SM 5310B	Prep Method: SM 5310B

QC1331905 Analyte	Result	Qual	Units	RL	MDL	Prepared	Analyzed
Total Organic Carbon	ND		mg/L	1.0	0.49	01/18/26	01/18/26

Type: Lab Control Sample	Lab ID: QC1331906	Batch: 392850
Matrix: Water	Method: SM 5310B	Prep Method: SM 5310B

QC1331906 Analyte	Result	Spiked	Units	Recovery	Qual	Limits
Total Organic Carbon	23.96	25.00	mg/L	96%		85-115

Type: Matrix Spike	Lab ID: QC1331907	Batch: 392850
Matrix (Source ID): Water (550696-001)	Method: SM 5310B	Prep Method: SM 5310B

QC1331907 Analyte	Result	Source Sample Result	Spiked	Units	Recovery	Qual	Limits	DF
Total Organic Carbon	32.80	7.538	25.00	mg/L	101%		75-125	1

Type: Matrix Spike Duplicate	Lab ID: QC1331908	Batch: 392850
Matrix (Source ID): Water (550696-001)	Method: SM 5310B	Prep Method: SM 5310B

QC1331908 Analyte	Result	Source Sample Result	Spiked	Units	Recovery	Qual	Limits	RPD	RPD Lim	DF
Total Organic Carbon	28.95	7.538	25.00	mg/L	86%		75-125	12	25	1

Type: Blank	Lab ID: QC1332445	Batch: 393004
Matrix: Water	Method: SM2320B	Prep Method: METHOD

QC1332445 Analyte	Result	Qual	Units	RL	MDL	Prepared	Analyzed
Alkalinity, Bicarbonate, as CaCO3	ND		mg/L	2.0		01/20/26	01/20/26
Alkalinity, Total as CaCO3	ND		mg/L	2.0		01/20/26	01/20/26

Type: Lab Control Sample	Lab ID: QC1332446	Batch: 393004
Matrix: Water	Method: SM2320B	Prep Method: METHOD

QC1332446 Analyte	Result	Spiked	Units	Recovery	Qual	Limits
Alkalinity, Total as CaCO3	96.23	100.0	mg/L	96%		90-110

Type: Sample Duplicate	Lab ID: QC1332447	Batch: 393004
Matrix (Source ID): Water (550514-001)	Method: SM2320B	Prep Method: METHOD

QC1332447 Analyte	Result	Source Sample Result	Units	Qual	RPD	RPD Lim	DF
Alkalinity, Bicarbonate, as CaCO3	617.9	617.9	mg/L		0	20	2.5
Alkalinity, Total as CaCO3	617.9	617.9	mg/L		0	20	2.5

ENTHALPY ANALYTICAL

Batch QC

Type: Blank	**Lab ID: QC1332193**	**Batch: 392935**
Matrix: Water	**Method: SM2540C**	**Prep Method: METHOD**

QC1332193 Analyte	Result	Qual	Units	RL	MDL	Prepared	Analyzed
Total Dissolved Solids	ND		mg/L	20		01/19/26	01/20/26

Type: Lab Control Sample	**Lab ID: QC1332194**	**Batch: 392935**
Matrix: Water	**Method: SM2540C**	**Prep Method: METHOD**

QC1332194 Analyte	Result	Spiked	Units	Recovery	Qual	Limits
Total Dissolved Solids	964.0	1000	mg/L	96%		90-110

Type: Sample Duplicate	**Lab ID: QC1332198**	**Batch: 392935**
Matrix (Source ID): Water (550816-001)	**Method: SM2540C**	**Prep Method: METHOD**

QC1332198 Analyte	Result	Source Sample Result	Units	Qual	RPD	RPD Lim	DF
Total Dissolved Solids	908.0	900.0	mg/L		1	5	2

Type: Sample Duplicate	**Lab ID: QC1332199**	**Batch: 392935**
Matrix (Source ID): Water (550886-007)	**Method: SM2540C**	**Prep Method: METHOD**

QC1332199 Analyte	Result	Source Sample Result	Units	Qual	RPD	RPD Lim	DF
Total Dissolved Solids	2,440	2366	mg/L		3	5	2

* Value is outside QC limits

E Response exceeds instrument's linear range

ND Not Detected

NM Not Meaningful

Laboratory Job Number 550965

Subcontracted Products

McCampbell Analytical, Inc.

McCampbell Analytical, Inc.

"When Quality Counts"

Analytical Report

WorkOrder: 2601968

Report Created for: Enthalpy Analytical

931 West Barkley Avenue
Orange, CA 92868

Project Contact: David Tripp
Project P.O.: 079649
Project: EO-550965

Project Location:
Project Received: 01/16/2026

Analytical Report reviewed & approved for release on 01/26/2026 by:

Yen Cao

Yen Cao
Project Manager

McCampbell Analytical Inc. is not accredited for all the testing in this report. The report shall not be reproduced except in full, without the written approval of the laboratory. The analytical results relate only to the items tested.

1534 Willow Pass Rd. Pittsburg, CA 94565 ♦ TEL: (877) 252-9262 ♦ FAX: (925) 252-9269 ♦ www.mccampbell.com

McCampbell Analytical, Inc.
"When Quality Counts"

1534 Willow Pass Road, Pittsburg, CA 94565-1701
Toll Free Telephone: (877) 252-9262 / Fax: (925) 252-9269
http://www.mccampbell.com / E-mail: main@mccampbell.com

Glossary of Terms & Qualifier Definitions

Client: Enthalpy Analytical **WorkOrder:** 2601968

Project: EO-550965

Glossary Abbreviation

%D	Serial Dilution Percent Difference
95% Interval	95% Confident Interval
CCV	Continuing Calibration Verification.
CCV REC (%)	% recovery of Continuing Calibration Verification.
CPT	Consumer Product Testing not NELAP Accredited
DF	Dilution Factor
DI WET	(DISTLC) Waste Extraction Test using DI water
DISS	Dissolved (direct analysis of 0.45 µm filtered and acidified water sample)
DLT	Dilution Test (Serial Dilution)
DUP	Duplicate
EDL	Estimated Detection Limit
ERS	External reference sample. Second source calibration verification.
ITEF	International Toxicity Equivalence Factor
LCS	Laboratory Control Sample
LCS2	Second LCS for the batch. Spike level is lower than that for the first LCS; applicable to method 1633.
LQL	Lowest Quantitation Level
MB	Method Blank
MB IS/SS % Rec	% Recovery of Internal Standard or Surrogate in Method Blank, if applicable
MB SS % Rec	% Recovery of Surrogate in Method Blank, if applicable
MDL	Method Detection Limit [1]
ML	Minimum Level of Quantitation
MS	Matrix Spike
MSD	Matrix Spike Duplicate
NA	Not Applicable
ND	Not detected at or above the indicated MDL or RL.
NR	Data Not Reported due to matrix interference or insufficient sample amount.
PDS	Post Digestion Spike
PF	Prep Factor
RD	Relative Difference
RL	Reporting Limit [2]
RPD	Relative Percent Difference
RRT	Relative Retention Time
RSD	Relative Standard Deviation
SNR	Surrogate is diluted out of the calibration range

[1] MDL is the minimum measured concentration of a substance that can be reported with 99% confidence that the measured concentration is distinguishable from method blank results. Definition and Procedure for the Determination of the Method Detection Limit, Revision 2, 40CFR, Part 136, Appendix B, EPA 821-R-16-006, December 2016. Values are based upon our default extraction volume/amount and are subject to change.

[2] RL is the lowest level that can be reliably determined within specified limits of precision and accuracy during routine laboratory operating conditions. (The RL cannot be lower than the lowest calibration standard used in the initial calibration of the instrument and must be greater than the MDL.) Values are based upon our default extraction volume/amount and are subject to change.

McCampbell Analytical, Inc.
"When Quality Counts"

1534 Willow Pass Road, Pittsburg, CA 94565-1701
Toll Free Telephone: (877) 252-9262 / Fax: (925) 252-9269
http://www.mccampbell.com / E-mail: main@mccampbell.com

Glossary of Terms & Qualifier Definitions

Client: Enthalpy Analytical **WorkOrder:** 2601968

Project: EO-550965

SPK Val	Spike Value
SPKRef Val	Spike Reference Value
SPLP	Synthetic Precipitation Leachate Procedure
ST	Sorbent Tube
TCLP	Toxicity Characteristic Leachate Procedure
TEQ	Toxicity Equivalents
TNTC	“Too Numerous to Count;” greater than 250 colonies observed on the plate.
TPH-Diesel	Sample results for semi-volatile TPH (diesel, kerosene, oil, etc) were calculated using a background subtraction procedure to correct for instrument baseline rise (column bleed) as described in Sec 7.7.2.2 of EPA 8015 B, C.
TZA	TimeZone Net Adjustment for sample collected outside of MAI's Coordinated Universal Time (UTC). (Adjustment for Daylight Saving is not accounted.)
WET (STLC)	Waste Extraction Test (Soluble Threshold Limit Concentration)

McCampbell Analytical, Inc.
"When Quality Counts"

1534 Willow Pass Road, Pittsburg, CA 94565-1701
Toll Free Telephone: (877) 252-9262 / Fax: (925) 252-9269
http://www.mccampbell.com / E-mail: main@mccampbell.com

Analytical Report

Client:	Enthalpy Analytical	**WorkOrder:**	2601968
Date Received:	01/16/2026 10:52	**Extraction Method:**	RSK175
Date Prepared:	01/21/2026	**Analytical Method:**	RSK175
Project:	EO-550965	**Unit:**	µg/L

Dissolved Carbon Dioxide by RSK 175

Client ID	Lab ID	Matrix	Date Collected	Instrument FileID	Batch ID
FP-01	2601968-001A	Water	01/15/2026 10:42	GC26 0121261006.D	334106

Analytes	Result	MDL	RL	DF	Date Analyzed
Carbon Dioxide	**30,000**	1000	1000	20	01/21/2026 13:47

Analyst(s): CLO

McCampbell Analytical, Inc.
"When Quality Counts"

1534 Willow Pass Road, Pittsburg, CA 94565-1701
Toll Free Telephone: (877) 252-9262 / Fax: (925) 252-9269
http://www.mccampbell.com / E-mail: main@mccampbell.com

Quality Control Report

Client:	Enthalpy Analytical	**WorkOrder:**	2601968
Date Prepared:	01/21/2026	**BatchID:**	334106
Date Analyzed:	01/21/2026	**Extraction Method:**	RSK175
Instrument:	GC26	**Analytical Method:**	RSK175
Matrix:	Water	**Unit:**	µg/L
Project:	EO-550965	**Sample ID:**	MB/LCS/LCSD-334106

QC Summary Report for RSK175

Analyte	MB Result	MDL	RL			
Carbon Dioxide	ND	50	50	-	-	-

Analyte	LCS Result	LCSD Result	SPK Val	LCS %REC	LCSD %REC	LCS/LCSD Limits	RPD	RPD Limit
Carbon Dioxide	180	150	187.2	94	82	70-130	12.6	30

McCampbell Analytical, Inc.
1534 Willow Pass Rd
Pittsburg, CA 94565-1701
(925) 252-9262

CHAIN-OF-CUSTODY RECORD

WorkOrder: 2601968 **ClientCode: ENO** **QuoteID: 262776**

☐ WaterTrax ☐ CLIP ☐ EDF ☑ EQuIS ☑ Dry-Weight ☑ Email ☐ HardCopy ☐ ThirdParty ☑ J-flag
☑ Detection Summary ☑ **Excel** [A1_Standard _QC]

Report to:
David Tripp
Enthalpy Analytical
931 West Barkley Avenue
Orange, CA 92868
657-581-4710 FAX:

Email: david.tripp@enthalpy.com
cc/3rd Party: incomingreports@enthalpy.com;
PO: 079649
Project: EO-550965

Bill to:
Accounts Payable/Enthalpy SoCal
Montrose Environmental Group
PO Box 842165
Boston, MA 02284-2165
003EL_ap@montrose-env.com

Requested TAT: 5 days;

Date Received: **01/16/2026**
Date Logged: **01/16/2026**

Lab ID	ClientSampID	Matrix	Collection Date	Hold	Requested Tests (See legend below)											
					1	2	3	4	5	6	7	8	9	10	11	12
2601968-001	FP-01	Water	1/15/2026 10:42	☐	A	A										

Test Legend:

1	PRDisposal Fee	2	RSK175_CO2_W	3		4	
5		6		7		8	
9		10		11		12	

Project Manager: Jena Alfaro

Prepared by: Agustina Venegas

Comments:

NOTE: Soil samples are discarded 60 days after receipt unless other arrangements are made (Water samples are 30 days).
Hazardous samples will be returned to client or disposed of at client expense.

McCampbell Analytical, Inc.
"When Quality Counts"

1534 Willow Pass Road, Pittsburg, CA 94565-1701
Toll Free Telephone: (877) 252-9262 / Fax: (925) 252-9269
http://www.mccampbell.com / E-mail: main@mccampbell.com

WORK ORDER SUMMARY

Client Name: ENTHALPY ANALYTICAL
Client Contact: David Tripp
Contact's Email: david.tripp@enthalpy.com

Project: EO-550965
Comments:

Work Order: 2601968
QC Level: LEVEL 2
Date Logged: 1/16/2026

☐ WaterTrax ☐ CLIP ☐ EDF ☑ Excel ☐ EQuIS ☑ Email ☐ HardCopy ☐ ThirdParty ☑ J-flag

LabID	ClientSampID	Matrix	Test Name	Cont./ Comp.	Bottle & Preservative	U**	Head Space	Dry-Weight	Collection Date & Time	TAT	Test Due Date	Sediment Content	Hold	Sub Out
001A	FP-01	Water	RSK175 (CO2)	2	VOA, Unpres	☐	☐	☐	1/15/2026 10:42	5 days	1/26/2026	None	☐	☐

NOTES: *** STLC and TCLP extractions require 2 days to complete; therefore, all TATs begin after the extraction is completed (i.e., One-day TAT yields results in 3 days from sample submission).**

- ISM prep requires 5 to 10 days to complete; therefore, all TATs begin after the extraction is completed (i.e., One-day TAT yields results in 6 to 11 days from sample submission). Due date listed on WO summary will not accurately reflect the time needed for sample preparation.

- Organic extracts are held for 40 days before disposal; Inorganic extract are held for 30 days.

- MAI assumes that all material present in the provided sampling container is considered part of the sample - MAI does not exclude any material from the sample prior to sample preparation unless requested in writing by the client.

U = An unpreserved container was received for a method that suggests a preservation in order to extend hold time for analysis.**

Cont./Comp. = Containers /Composites

2601968

ENTHALPY ANALYTICAL

931 West Barkley Ave
Orange, CA 92868
(714) 771-6900

Subcontract Laboratory:
McCampbell Analytical, Inc.
1534 Willow Pass Rd.
Pittsburg, CA 94565
ATTN: Quote ID: 252619
PO #: PO-079649

Enthalpy Order: EO-550965
PM: David Tripp
Email: david.tripp@enthalpy.com
CC: incomingreports@enthalpy.com
Phone: 657-581-4710

Results Due: Standard TAT
Report Level: II
Report To: MDL
EDDs: Standard Excel EDD

Notes:

Sample ID	Collected	Lab ID	# Cont.	Matrix	Analysis Requested	Comment
FP-01	15-JAN-2026 10:42	550965-001	2	Water	RSK-175 CO2	

Notes:	Relinquished By:	Received By:
	[signature]	GLS
	Date: 1-15-26 3pm	Date: 1-15-26
	GLS	[signature]
	Date: 1-16-26	Date: 1/16/26 1052
	Date:	Date:

0.1 cWEA 1R39

1 of 1

GSO: 563969423

McCampbell Analytical, Inc.
"When Quality Counts"

1534 Willow Pass Road, Pittsburg, CA 94565-1701
Toll Free Telephone: (877) 252-9262 / Fax: (925) 252-9269
http://www.mccampbell.com / E-mail: main@mccampbell.com

Sample Receipt Checklist

Client Name:	Enthalpy Analytical	Date and Time Received:	1/16/2026 10:52
Project:	EO-550965	Date Logged:	1/16/2026
		Received by:	Agustina Venegas
WorkOrder №:	2601968 Matrix: Water	Logged by:	Agustina Venegas
Carrier:	Golden State Overnight		

Chain of Custody (COC) Information

Chain of custody present?	Yes ☑	No ☐	
Chain of custody signed when relinquished and received?	Yes ☑	No ☐	
Chain of custody agrees with sample labels?	Yes ☑	No ☐	
Sample IDs noted by Client on COC?	Yes ☑	No ☐	
Date and Time of collection noted by Client on COC?	Yes ☑	No ☐	
Sampler's name noted on COC?	Yes ☐	No ☑	
COC agrees with Quote?	Yes ☐	No ☑	NA ☐
COC quote is active?	Yes ☑	No ☐	NA ☐

Sample Receipt Information

Custody seals intact on shipping container/cooler?	Yes ☐	No ☐	NA ☑
Custody seals intact on sample bottles?	Yes ☐	No ☐	NA ☑
Shipping container/cooler in good condition?	Yes ☑	No ☐	
Samples in proper containers/bottles?	Yes ☑	No ☐	
Sample containers intact?	Yes ☑	No ☐	
Sufficient sample volume for indicated test?	Yes ☑	No ☐	

Sample Preservation and Hold Time (HT) Information

All samples received within holding time?	Yes ☑	No ☐	NA ☐
Samples Received on Ice?	Yes ☑	No ☐	
(Ice Type: WET ICE)			
Sample/Temp Blank temperature	Temp: 0.1°C		NA ☐
ZHS conditional analyses: VOA meets zero headspace requirement (VOCs, TPHg/BTEX, RSK)?	Yes ☑	No ☐	NA ☐
Sample labels checked for correct preservation?	Yes ☑	No ☐	
pH acceptable upon receipt (Metal: <2)?	Yes ☐	No ☐	NA ☑

UCMR Samples:

pH tested and acceptable upon receipt (200.7: ≤2; 533: 6 - 8; 537.1: 6 - 8)?	Yes ☐	No ☐	NA ☑
Free Chlorine tested and acceptable upon receipt (<0.1mg/L) [not applicable to 200.7]?	Yes ☐	No ☐	NA ☑

Comments:

Enthalpy Analytical
931 West Barkley Ave
Orange, CA 92868
(714) 771-6900

enthalpy.com

Lab Job Number : 551124
Report Level : II
Report Date : 01/30/2026

Analytical Report *prepared for:*

Dylan Smith
Waste Connections
Chiquita Canyon Landfill
29201 Henry Mayo Drive
Castaic, CA 91384

Project: GW MONITORING - CCLF Groundwater - Quarterly MPARS

Authorized for release by:

David Tripp, Project Manager
657-581-4710
david.tripp@enthalpy.com

This data package has been reviewed for technical correctness and completeness. Release of this data has been authorized by the Laboratory Manager or the Manager's designee, as verified by the above signature which applies to this PDF file as well as any associated electronic data deliverable files. The results contained in this report meet all requirements of NELAP and pertain only to those samples which were submitted for analysis. This report may be reproduced only in its entirety.

CA ELAP# 1338, CA ELAP #1338-S1, NELAP# 4038, SCAQMD LAP# 18LA0518, LACSD ID# 10105, ORELAP# 4197

ENTHALPY ANALYTICAL

Sample Summary

Dylan Smith
Waste Connections
Chiquita Canyon Landfill
29201 Henry Mayo Drive
Castaic, CA 91384

Lab Job #:	551124
Project No:	GW MONITORING
Location:	CCLF Groundwater - Quarterly MPARS
Date Received:	01/19/26

Sample ID	Lab ID	Collected	Matrix
DW-17	551124-001	01/19/26 09:11	Water
DW-9	551124-002	01/19/26 10:44	Water
DW-15	551124-003	01/19/26 11:56	Water
DW-30	551124-004	01/19/26 12:54	Water
QCFB	551124-005	01/19/26 12:56	Water
QCTB	551124-006	01/19/26 00:00	Water

Case Narrative

Waste Connections Chiquita Canyon Landfill 29201 Henry Mayo Drive Castaic, CA 91384 Dylan Smith	Lab Job Number: 551124 Project No: GW MONITORING Location: CCLF Groundwater - Quarterly MPARS Date Received: 01/19/26

This data package contains sample and QC results for six water samples, requested for the above referenced project on 01/20/26. The samples were received in good condition.

Volatile Organics by GC/MS (EPA 8260B):
No analytical problems were encountered.

Semivolatile Organics by GC/MS SIM (EPA 8270C-SIM):
No analytical problems were encountered.

Total Organic Carbon by IR (SM 5310B):
No analytical problems were encountered.

Metals (EPA 6010B):

- Calcium and iron were detected between the MDL and the RL in the method blank for batch 393036; these analytes were either not detected in samples at or above the RL, or detected at a level at least 10 times that of the blank.
- No other analytical problems were encountered.

Ion Chromatography (EPA 300.0):

- Responses exceeding the instrument's linear range were observed for nitrogen, nitrate and sulfate in the MS/MSD for batch 393028; affected data was qualified with "E".
- No other analytical problems were encountered.

Chemical Oxygen Demand by EPA 410.4 (EPA 410.4):
No analytical problems were encountered.

Alkalinity (SM2320B):
No analytical problems were encountered.

Sulfide (SM 4500-S2-D):
No analytical problems were encountered.

Total Dissolved Solids (TDS) (SM2540C):
No analytical problems were encountered.

Chemical Oxygen Demand (EPA 410.4):
No analytical problems were encountered.

Ammonia and TKN- Semi-Automated Method (SM 4500-NH3-G):
No analytical problems were encountered.

RSK-175 CO2 (RSK-175):
McCampbell Analytical, Inc. in Pittsburg, CA performed the analysis (see sublab report section for certifications). Please see the McCampbell Analytical, Inc. case narrative.

ENTHALPY ANALYTICAL

Chain of Custody Record

Lab No: 551124

Page: 1 of 1

Turn Around Time (rush by advanced notice only)

Standard:	X	5 Day:		3 Day:	
2 Day:		1 Day:		Custom TAT:	

Enthalpy Analytical

931 W Barkely Ave, Orange, CA 92868

(714) 771-6900

Matrix: A = Air S = Soil/Solid W = Water DW = Drinking Wate SD = Sediment PP = Pure Product SEA = Sea Water SW = Swab T = Tissue WP = Wipe O = Other

Preservatives: 1 = $Na_2S_2O_3$ 2 = HCl 3 = HNO_3 4 = H_2SO_4 5 = NaOH 6 = Other

Sample Receipt Temp: (lab use only)

CUSTOMER INFORMATION		PROJECT INFORMATION	
Company:	Chiquita Canyon Landfill	Name:	Steve Cassulo
Report To:	Steve Cassulo	Number:	661-257-3655
Email:	Steven.Cassulo@wasteconnections.com	P.O. #:	
Address:	29201 Henry Mayo Drive	Address:	
	Castaic, CA, 91384		
Phone:	661-257-3655	Global ID:	L10003464243
Fax:		Sampled By:	Paul Chang

Test Instructions / Comments

to.2
1R10
4.4/4.6

Quarterly MPars

cc report to:
pchang@changenvironmental.com Basic EDD & GeoTracker EDF

	Sample ID	Sampling Date	Sampling Time	Matrix	Container No. / Size	Pres.	VOCs (EPA 8260B)	1,4-Dioxane	Alkalinity, total	Bicarbonate as CaCO3	Ammonia-N, Nitrate-N	COD, Cl, SO4, TDS, TOC	B, Ca, Fe, K, Mg, Mn, Na	Bromide, Fluoride, Sulfide	Carbon dioxide
1	DW-17	1/19/26	911	GW	13	var.	X	X	X	X	X	X	X	X	X
2	DW-9		1044				X	X	X	X	X	X	X	X	X
3	DW-15		1156				X	X	X	X	X	X	X	X	X
4	DW-30		1254				X	X	X	X	X	X	X	X	X
5	QCFB		1256	FB	3		X								
6	QCTB	—	—	TB	2		X								
7															
8															
9															
10															

Login 551124

	Signature	Print Name	Company / Title	Date / Time
[1] Relinquished By:		Paul Chang	CEI	1.19.26 1410
[1] Received By:		Jim Lin	EA-NH	1.19.26 1410
[2] Relinquished By:		Jim Lin	EA-NH	1.20.26 8:20
[2] Received By:		CEMAO	CANH	1.20.26 8:20
[3] Relinquished By:		CEMAO	CANH	1.20.26
[3] Received By:		[illegible]	EA	1.20.26 1136

Rel By: 1.20.26 1230 — Rec By: NCM EA 1-20-26 12:30

SAMPLE RECEIPT CHECKLIST

Section 1: General Info

Date Received: 1·19·26 WO# 551124 Client: Chiquita Cyn Landfill

Section 2: Shipping / Custody **Are custody seals present?** ☐ Yes ☒ No

Custody seals intact on arrival? ☒ N/A ☐ Yes ☐ No ☐ On cooler / box ☐ On samples

Shipping Info: Walk in or Pickup

Section 3a: Condition / Packaging ☐ **Outside 0.0 - 6.0°C (0.0 - 10.0°C for microbiology) (PM notified)**

Date Opened 1·19·26 By (initials) JWL Type of ice used : ☒ Wet ☐ Blue/Gel ☐ None

☐ Samples received on ice directly from the field; cooling process had begun. (if checked, skip temperatures)

☐ Sample matrix doesn't require cooling (e.g. air, bulk PCB). (if checked, skip temperatures)

If no cooler: Observed/Adjusted Temp (°C): ____ / ____ Thermometer/IR Gun: IR03 CF: -0.7C

Cooler Temp (°C) #1: 8.9 / 8.2 #2: ____ / ____ #3: ____ / ____ #4: ____ / ____ #5: ____ / ____ #6: ____ / ____

Section 3b: Microbiology Samples ☒ **No microbiology samples submitted (skip 3b)**

☐ Within temp range 0.0 - 10.0°C or received on ice directly from field.

☐ Adequate headspace for microbiology analysis.

Section 3c: Air Samples ☒ **No air samples submitted (skip 3c)**

☐ 1.4L Canisters ☐ 6L Canisters ☐ Tedlar Bags ☐ MCE Cassettes ☐ Sorbent Tubes ☐ Other ____

Section 4: Containers / Labels / Samples	YES	NO	N/A
1) Were custody papers present, filled properly, and legible?	X		
2) Is the sampler's name present on the CoC?	X		
3) Were containers received in good condition (unbroken / unopened / uncompromised)?	X		
4) Were the samples bagged? (required for microbiology samples; recommended for soil samples)	✓		
5) Were all of, and only, the correct samples received?	X		
6) Are sample labels present, legible, and in agreement with the CoC?	X		
7) Does the container count match the CoC?	X		
8) Was sufficient sample volume / mass received for the analyses requested?	✓		
9) Were samples received in proper containers for the analyses requested?	X		
10) Were samples received with > 1/2 holding time remaining?	X		
11) Are samples properly preserved as indicated by CoC / labels?	X		
12) Unpreserved VOAs received - If necessary, was the hold time changed in LIMS?			✓
13) Are VOA vials free from headspace/bubbles > 6mm?	✓		

Section 5: Explanations / Comments ☐ **PM notified**

Date Logged 1·19·26 **By (print)** JWL **(sign)** [signature]

Date Labeled 1·19·26 **By (print)** JWL **(sign)** [signature]

SAMPLE RECEIPT CHECKLIST

Section 1: General Info

Date Received: 1/20/26 WO# 551124 Client: WASTECONNECTIONS

Section 2: Shipping / Custody **Are custody seals present?** ☐ Yes ☒ No

Custody seals intact on arrival? ■ N/A ☐ Yes ☐ No ☐ On cooler / box ☐ On samples

■ Courier ☐ Walk-In ☐ Field Sampling ☐ Shipping Info: _____

Section 3a: Condition / Packaging ☐ **Outside 0.0 - 6.0°C (0.0 - 10.0°C for microbiology) (PM notified)**

Date Opened 1/20/26 By (initials) HGS Type of ice used: ■ Wet ☐ Blue/Gel ☐ None

☐ Samples received on ice directly from the field; cooling process had begun. (if checked, skip temperatures)

☐ Sample matrix doesn't require cooling (e.g. air, bulk PCB). (if checked, skip temperatures)

If no cooler: Observed/Adjusted Temp (°C): _____/_____ Thermometer/IR Gun: IR 10 CF: +0.2

Cooler Temp (°C) #1: 4.4/4.6 #2: ____/____ #3: ____/____ #4: ____/____ #5: ____/____ #6: ____/____

Section 3b: Microbiology Samples ■ **No microbiology samples submitted (skip 3b)**

☐ Within temp range 0.0 - 10.0°C or received on ice directly from field.

☐ Adequate headspace for microbiology analysis.

Section 3c: Air Samples ■ **No air samples submitted (skip 3c)**

☐ 1.4L Canisters ☐ 6L Canisters ☐ Tedlar Bags ☐ MCE Cassettes ☐ Sorbent Tubes ☐ Other_____

Section 4: Containers / Labels / Samples	YES	NO	N/A
1) Were custody papers present, filled properly, and legible?	X		
2) Is the sampler's name present on the CoC?	X		
3) Were containers received in good condition (unbroken / unopened / uncompromised)?	X		
4) Were the samples bagged? (required for microbiology samples; recommended for soil samples)	X		
5) Were all of, and only, the correct samples received?	X		
6) Are sample labels present, legible, and in agreement with the CoC?	X		
7) Does the container count match the CoC?	X		
8) Was sufficient sample volume / mass received for the analyses requested?	X		
9) Were samples received in proper containers for the analyses requested?	X		
10) Were samples received with > 1/2 holding time remaining?		X	
11) Are samples properly preserved as indicated by CoC / labels?	X		
12) Unpreserved VOAs received - If necessary, was the hold time changed in LIMS?			X
13) Are VOA vials free from headspace/bubbles > 6mm?	X		

Section 5: Explanations / Comments

(If no comments are made, then no discrepancies noted.)

4.1 Nitrates for samples -001 to -003 have 1/2 holding time remaining

☒ **No additional discrepancies**

Date Logged 1/19/26 **By (print)** JWL **(sign)** NA

Date Labeled 1/19/26 **By (print)** JWL **(sign)** NA

ENTHALPY ANALYTICAL

Analysis Results for 551124

Dylan Smith
Waste Connections
Chiquita Canyon Landfill
29201 Henry Mayo Drive
Castaic, CA 91384

Lab Job #: 551124
Project No: GW MONITORING
Location: CCLF Groundwater - Quarterly MPARS
Date Received: 01/19/26

Sample ID: DW-17 **Lab ID: 551124-001** **Collected: 01/19/26 09:11**
Matrix: Water

551124-001 Analyte	Result	Qual	Units	RL	MDL	DF	Batch	Prepared	Analyzed	Chemist
Method: EPA 300.0 Prep Method: METHOD										
Fluoride	**0.17**	J	mg/L	0.20	0.072	1	393028	01/20/26 13:07	01/20/26 17:45	KUM
Chloride	**150**		mg/L	1.0	0.27	1	393028	01/20/26 13:07	01/20/26 17:45	KUM
Bromide	**0.26**	J	mg/L	0.30	0.060	1	393028	01/20/26 13:07	01/20/26 17:45	KUM
Nitrogen, Nitrate	**0.77**		mg/L	0.10	0.05	1	393028	01/20/26 13:07	01/20/26 17:45	KUM
Sulfate	**180**		mg/L	10	2.5	10	393028	01/20/26 13:07	01/20/26 18:08	KUM
Method: EPA 350.1 Prep Method: METHOD										
Ammonia-N	ND		mg/L	0.10	0.068	1	393823	01/28/26	01/29/26	CKN
Method: EPA 410.4 Prep Method: EPA 410.4										
Chemical Oxygen Demand	ND		mg/L	4.0	2.0	1	393241	01/22/26	01/22/26	ARM
Method: EPA 6010B Prep Method: EPA 3015A										
Boron	**0.085**		mg/L	0.050	0.0090	1	393036	01/20/26	01/20/26	SBW
Calcium	**4.6**		mg/L	0.10	0.0095	1	393036	01/20/26	01/20/26	SBW
Iron	ND		mg/L	0.050	0.017	1	393036	01/20/26	01/20/26	SBW
Magnesium	**0.12**		mg/L	0.10	0.017	1	393036	01/20/26	01/20/26	SBW
Manganese	ND		mg/L	0.010	0.00075	1	393036	01/20/26	01/20/26	SBW
Potassium	**0.65**		mg/L	0.50	0.20	1	393036	01/20/26	01/20/26	SBW
Sodium	**210**		mg/L	0.50	0.017	1	393036	01/20/26	01/20/26	SBW
Method: EPA 8260B Prep Method: EPA 5030B										
Freon 12	ND		ug/L	1.0	0.1	1	393079	01/20/26	01/20/26	LYZ
Chloromethane	ND		ug/L	1.0	0.2	1	393079	01/20/26	01/20/26	LYZ
Vinyl Chloride	ND		ug/L	0.5	0.1	1	393079	01/20/26	01/20/26	LYZ
1,1-Dichloroethene	ND		ug/L	0.5	0.08	1	393079	01/20/26	01/20/26	LYZ
Methylene Chloride	ND		ug/L	10	0.2	1	393079	01/20/26	01/20/26	LYZ
1,1-Dichloroethane	ND		ug/L	0.5	0.1	1	393079	01/20/26	01/20/26	LYZ
cis-1,2-Dichloroethene	ND		ug/L	0.5	0.09	1	393079	01/20/26	01/20/26	LYZ
1,2-Dichloroethane	ND		ug/L	0.5	0.1	1	393079	01/20/26	01/20/26	LYZ
Benzene	ND		ug/L	0.5	0.1	1	393079	01/20/26	01/20/26	LYZ
Trichloroethene	ND		ug/L	0.5	0.1	1	393079	01/20/26	01/20/26	LYZ
Tetrachloroethene	ND		ug/L	0.5	0.1	1	393079	01/20/26	01/20/26	LYZ
1,4-Dichlorobenzene	ND		ug/L	0.5	0.2	1	393079	01/20/26	01/20/26	LYZ
Surrogates				**Limits**						
Dibromofluoromethane	103%		%REC	70-130		1	393079	01/20/26	01/20/26	LYZ
1,2-Dichloroethane-d4	112%		%REC	70-130		1	393079	01/20/26	01/20/26	LYZ
Toluene-d8	96%		%REC	70-130		1	393079	01/20/26	01/20/26	LYZ
Bromofluorobenzene	97%		%REC	70-130		1	393079	01/20/26	01/20/26	LYZ

Results for any subcontracted analyses are not included in this section.

ENTHALPY ANALYTICAL

Analysis Results for 551124

551124-001 Analyte	Result	Qual	Units	RL	MDL	DF	Batch	Prepared	Analyzed	Chemist
Method: EPA 8270C-SIM Prep Method: EPA 3535										
1,4-Dioxane	ND		ug/L	1.0	0.87	1	393419	01/23/26	01/27/26	MSS
Surrogates				**Limits**						
1,4-Dioxane-d8 (SUR)	97%		%REC	80-120		1	393419	01/23/26	01/27/26	MSS
Method: SM 4500-S2-D Prep Method: METHOD										
Sulfide	ND		mg/L	0.10		1	393059	01/20/26	01/20/26	TXC
Method: SM 5310B Prep Method: SM 5310B										
Total Organic Carbon	**0.90**	J	mg/L	1.0	0.49	1	393301	01/22/26	01/22/26	BDR
Method: SM2320B Prep Method: METHOD										
Alkalinity, Bicarbonate, as CaCO3	**140**		mg/L	5.0		2.5	393295	01/27/26	01/27/26	ARM
Alkalinity, Total as CaCO3	**140**		mg/L	5.0		2.5	393295	01/27/26	01/27/26	ARM
Method: SM2540C Prep Method: METHOD										
Total Dissolved Solids	**680**		mg/L	20		2	393048	01/20/26	01/22/26	AAB

Results for any subcontracted analyses are not included in this section.

ENTHALPY ANALYTICAL

Analysis Results for 551124

Sample ID: DW-9	Lab ID: 551124-002	Collected: 01/19/26 10:44
	Matrix: Water	

551124-002 Analyte	Result	Qual	Units	RL	MDL	DF	Batch	Prepared	Analyzed	Chemist
Method: EPA 300.0 Prep Method: METHOD										
Fluoride	**2.0**		mg/L	0.20	0.072	1	393028	01/20/26 13:07	01/20/26 19:17	KUM
Chloride	**78**		mg/L	1.0	0.27	1	393028	01/20/26 13:07	01/20/26 19:17	KUM
Bromide	**0.22**	J	mg/L	0.30	0.060	1	393028	01/20/26 13:07	01/20/26 19:17	KUM
Nitrogen, Nitrate	**2.2**		mg/L	0.10	0.05	1	393028	01/20/26 13:07	01/20/26 19:17	KUM
Sulfate	**690**		mg/L	10	2.5	10	393028	01/20/26 13:07	01/20/26 19:40	KUM
Method: EPA 350.1 Prep Method: METHOD										
Ammonia-N	ND		mg/L	0.10	0.068	1	393823	01/28/26	01/29/26	CKN
Method: EPA 410.4 Prep Method: EPA 410.4										
Chemical Oxygen Demand	**7.0**		mg/L	4.0	2.0	1	393241	01/22/26	01/22/26	ARM
Method: EPA 6010B Prep Method: EPA 3015A										
Boron	**0.58**		mg/L	0.050	0.0090	1	393036	01/20/26	01/20/26	SBW
Calcium	**21**		mg/L	0.10	0.0095	1	393036	01/20/26	01/20/26	SBW
Iron	ND		mg/L	0.050	0.017	1	393036	01/20/26	01/20/26	SBW
Magnesium	**2.2**		mg/L	0.10	0.017	1	393036	01/20/26	01/20/26	SBW
Manganese	ND		mg/L	0.010	0.00075	1	393036	01/20/26	01/20/26	SBW
Potassium	**1.5**		mg/L	0.50	0.20	1	393036	01/20/26	01/20/26	SBW
Sodium	**370**		mg/L	0.50	0.017	1	393036	01/20/26	01/20/26	SBW
Method: EPA 8260B Prep Method: EPA 5030B										
Freon 12	ND		ug/L	1.0	0.1	1	393079	01/21/26	01/21/26	LYZ
Chloromethane	ND		ug/L	1.0	0.2	1	393079	01/21/26	01/21/26	LYZ
Vinyl Chloride	ND		ug/L	0.5	0.1	1	393079	01/21/26	01/21/26	LYZ
1,1-Dichloroethene	ND		ug/L	0.5	0.08	1	393079	01/21/26	01/21/26	LYZ
Methylene Chloride	ND		ug/L	10	0.2	1	393079	01/21/26	01/21/26	LYZ
1,1-Dichloroethane	ND		ug/L	0.5	0.1	1	393079	01/21/26	01/21/26	LYZ
cis-1,2-Dichloroethene	ND		ug/L	0.5	0.09	1	393079	01/21/26	01/21/26	LYZ
1,2-Dichloroethane	ND		ug/L	0.5	0.1	1	393079	01/21/26	01/21/26	LYZ
Benzene	ND		ug/L	0.5	0.1	1	393079	01/21/26	01/21/26	LYZ
Trichloroethene	ND		ug/L	0.5	0.1	1	393079	01/21/26	01/21/26	LYZ
Tetrachloroethene	ND		ug/L	0.5	0.1	1	393079	01/21/26	01/21/26	LYZ
1,4-Dichlorobenzene	ND		ug/L	0.5	0.2	1	393079	01/21/26	01/21/26	LYZ
Surrogates				**Limits**						
Dibromofluoromethane	103%		%REC	70-130		1	393079	01/21/26	01/21/26	LYZ
1,2-Dichloroethane-d4	114%		%REC	70-130		1	393079	01/21/26	01/21/26	LYZ
Toluene-d8	94%		%REC	70-130		1	393079	01/21/26	01/21/26	LYZ
Bromofluorobenzene	97%		%REC	70-130		1	393079	01/21/26	01/21/26	LYZ
Method: EPA 8270C-SIM Prep Method: EPA 3535										
1,4-Dioxane	ND		ug/L	1.0	0.87	1	393419	01/23/26	01/27/26	MSS
Surrogates				**Limits**						
1,4-Dioxane-d8 (SUR)	97%		%REC	80-120		1	393419	01/23/26	01/27/26	MSS

Results for any subcontracted analyses are not included in this section.

ENTHALPY ANALYTICAL

Analysis Results for 551124

551124-002 Analyte	Result	Qual	Units	RL	MDL	DF	Batch	Prepared	Analyzed	Chemist
Method: SM 4500-S2-D Prep Method: METHOD										
Sulfide	ND		mg/L	0.10		1	393059	01/20/26	01/20/26	TXC
Method: SM 5310B Prep Method: SM 5310B										
Total Organic Carbon	**1.9**		mg/L	1.0	0.49	1	393301	01/22/26	01/22/26	BDR
Method: SM2320B Prep Method: METHOD										
Alkalinity, Bicarbonate, as CaCO3	**160**		mg/L	3.3		1.7	393295	01/27/26	01/27/26	ARM
Alkalinity, Total as CaCO3	**160**		mg/L	3.3		1.7	393295	01/27/26	01/27/26	ARM
Method: SM2540C Prep Method: METHOD										
Total Dissolved Solids	**1,300**		mg/L	20		2	393048	01/20/26	01/22/26	AAB

Results for any subcontracted analyses are not included in this section.

ENTHALPY ANALYTICAL

Analysis Results for 551124

Sample ID: DW-15	Lab ID: 551124-003	Collected: 01/19/26 11:56
	Matrix: Water	

551124-003 Analyte	Result	Qual	Units	RL	MDL	DF	Batch	Prepared	Analyzed	Chemist
Method: EPA 300.0 Prep Method: METHOD										
Fluoride	**0.081**	J	mg/L	0.20	0.072	1	393028	01/20/26 13:07	01/20/26 20:02	KUM
Chloride	**74**		mg/L	1.0	0.27	1	393028	01/20/26 13:07	01/20/26 20:02	KUM
Bromide	**0.14**	J	mg/L	0.30	0.060	1	393028	01/20/26 13:07	01/20/26 20:02	KUM
Nitrogen, Nitrate	ND		mg/L	0.10	0.05	1	393028	01/20/26 13:07	01/20/26 20:02	KUM
Sulfate	**1,500**		mg/L	20	4.9	20	393028	01/20/26 13:07	01/20/26 20:25	KUM
Method: EPA 350.1 Prep Method: METHOD										
Ammonia-N	**0.17**		mg/L	0.10	0.068	1	393823	01/28/26	01/29/26	CKN
Method: EPA 410.4 Prep Method: EPA 410.4										
Chemical Oxygen Demand	ND		mg/L	4.0	2.0	1	393241	01/22/26	01/22/26	ARM
Method: EPA 6010B Prep Method: EPA 3015A										
Boron	**0.22**		mg/L	0.050	0.0090	1	393036	01/20/26	01/20/26	SBW
Calcium	**240**		mg/L	0.10	0.0095	1	393036	01/20/26	01/20/26	SBW
Iron	**0.88**		mg/L	0.050	0.017	1	393036	01/20/26	01/20/26	SBW
Magnesium	**34**		mg/L	0.10	0.017	1	393036	01/20/26	01/20/26	SBW
Manganese	**0.62**		mg/L	0.010	0.00075	1	393036	01/20/26	01/20/26	SBW
Potassium	**2.9**		mg/L	0.50	0.20	1	393036	01/20/26	01/20/26	SBW
Sodium	**400**		mg/L	0.50	0.017	1	393036	01/20/26	01/20/26	SBW
Method: EPA 8260B Prep Method: EPA 5030B										
Freon 12	ND		ug/L	1.0	0.1	1	393079	01/21/26	01/21/26	LYZ
Chloromethane	ND		ug/L	1.0	0.2	1	393079	01/21/26	01/21/26	LYZ
Vinyl Chloride	ND		ug/L	0.5	0.1	1	393079	01/21/26	01/21/26	LYZ
1,1-Dichloroethene	ND		ug/L	0.5	0.08	1	393079	01/21/26	01/21/26	LYZ
Methylene Chloride	ND		ug/L	10	0.2	1	393079	01/21/26	01/21/26	LYZ
1,1-Dichloroethane	ND		ug/L	0.5	0.1	1	393079	01/21/26	01/21/26	LYZ
cis-1,2-Dichloroethene	ND		ug/L	0.5	0.09	1	393079	01/21/26	01/21/26	LYZ
1,2-Dichloroethane	ND		ug/L	0.5	0.1	1	393079	01/21/26	01/21/26	LYZ
Benzene	ND		ug/L	0.5	0.1	1	393079	01/21/26	01/21/26	LYZ
Trichloroethene	ND		ug/L	0.5	0.1	1	393079	01/21/26	01/21/26	LYZ
Tetrachloroethene	ND		ug/L	0.5	0.1	1	393079	01/21/26	01/21/26	LYZ
1,4-Dichlorobenzene	ND		ug/L	0.5	0.2	1	393079	01/21/26	01/21/26	LYZ
Surrogates				**Limits**						
Dibromofluoromethane	105%		%REC	70-130		1	393079	01/21/26	01/21/26	LYZ
1,2-Dichloroethane-d4	118%		%REC	70-130		1	393079	01/21/26	01/21/26	LYZ
Toluene-d8	92%		%REC	70-130		1	393079	01/21/26	01/21/26	LYZ
Bromofluorobenzene	97%		%REC	70-130		1	393079	01/21/26	01/21/26	LYZ
Method: EPA 8270C-SIM Prep Method: EPA 3535										
1,4-Dioxane	ND		ug/L	1.0	0.87	1	393419	01/23/26	01/27/26	MSS
Surrogates				**Limits**						
1,4-Dioxane-d8 (SUR)	95%		%REC	80-120		1	393419	01/23/26	01/27/26	MSS

Results for any subcontracted analyses are not included in this section.

ENTHALPY ANALYTICAL

Analysis Results for 551124

551124-003 Analyte	Result	Qual	Units	RL	MDL	DF	Batch	Prepared	Analyzed	Chemist
Method: SM 4500-S2-D Prep Method: METHOD										
Sulfide	ND		mg/L	0.10		1	393059	01/20/26	01/20/26	TXC
Method: SM 5310B Prep Method: SM 5310B										
Total Organic Carbon	**1.9**		mg/L	1.0	0.49	1	393301	01/22/26	01/22/26	BDR
Method: SM2320B Prep Method: METHOD										
Alkalinity, Bicarbonate, as CaCO3	**190**		mg/L	3.3		1.7	393295	01/27/26	01/27/26	ARM
Alkalinity, Total as CaCO3	**190**		mg/L	3.3		1.7	393295	01/27/26	01/27/26	ARM
Method: SM2540C Prep Method: METHOD										
Total Dissolved Solids	**2,400**		mg/L	20		2	393048	01/20/26	01/22/26	AAB

Results for any subcontracted analyses are not included in this section.

ENTHALPY ANALYTICAL

Analysis Results for 551124

Sample ID: DW-30	Lab ID: 551124-004	Collected: 01/19/26 12:54
	Matrix: Water	

551124-004 Analyte	Result	Qual	Units	RL	MDL	DF	Batch	Prepared	Analyzed	Chemist
Method: EPA 300.0 Prep Method: METHOD										
Fluoride	**0.87**		mg/L	0.20	0.072	1	393028	01/20/26 13:07	01/20/26 20:48	KUM
Chloride	**58**		mg/L	1.0	0.27	1	393028	01/20/26 13:07	01/20/26 20:48	KUM
Bromide	**0.12**	J	mg/L	0.30	0.060	1	393028	01/20/26 13:07	01/20/26 20:48	KUM
Nitrogen, Nitrate	**0.25**		mg/L	0.10	0.05	1	393028	01/20/26 13:07	01/20/26 20:48	KUM
Sulfate	**300**		mg/L	10	2.5	10	393028	01/20/26 13:07	01/20/26 21:10	KUM
Method: EPA 350.1 Prep Method: METHOD										
Ammonia-N	ND		mg/L	0.10	0.068	1	393823	01/28/26	01/29/26	CKN
Method: EPA 410.4 Prep Method: EPA 410.4										
Chemical Oxygen Demand	ND		mg/L	4.0	2.0	1	393241	01/22/26	01/22/26	ARM
Method: EPA 6010B Prep Method: EPA 3015A										
Boron	**0.20**		mg/L	0.050	0.0090	1	393036	01/20/26	01/20/26	SBW
Calcium	**36**		mg/L	0.10	0.0095	1	393036	01/20/26	01/20/26	SBW
Iron	**0.48**		mg/L	0.050	0.017	1	393036	01/20/26	01/20/26	SBW
Magnesium	**5.8**		mg/L	0.10	0.017	1	393036	01/20/26	01/20/26	SBW
Manganese	**0.028**		mg/L	0.010	0.00075	1	393036	01/20/26	01/20/26	SBW
Potassium	**1.6**		mg/L	0.50	0.20	1	393036	01/20/26	01/20/26	SBW
Sodium	**190**		mg/L	0.50	0.017	1	393036	01/20/26	01/20/26	SBW
Method: EPA 8260B Prep Method: EPA 5030B										
Freon 12	ND		ug/L	1.0	0.1	1	393079	01/21/26	01/21/26	LYZ
Chloromethane	ND		ug/L	1.0	0.2	1	393079	01/21/26	01/21/26	LYZ
Vinyl Chloride	ND		ug/L	0.5	0.1	1	393079	01/21/26	01/21/26	LYZ
1,1-Dichloroethene	ND		ug/L	0.5	0.08	1	393079	01/21/26	01/21/26	LYZ
Methylene Chloride	ND		ug/L	10	0.2	1	393079	01/21/26	01/21/26	LYZ
1,1-Dichloroethane	ND		ug/L	0.5	0.1	1	393079	01/21/26	01/21/26	LYZ
cis-1,2-Dichloroethene	ND		ug/L	0.5	0.09	1	393079	01/21/26	01/21/26	LYZ
1,2-Dichloroethane	ND		ug/L	0.5	0.1	1	393079	01/21/26	01/21/26	LYZ
Benzene	ND		ug/L	0.5	0.1	1	393079	01/21/26	01/21/26	LYZ
Trichloroethene	ND		ug/L	0.5	0.1	1	393079	01/21/26	01/21/26	LYZ
Tetrachloroethene	**0.2**	J	ug/L	0.5	0.1	1	393079	01/21/26	01/21/26	LYZ
1,4-Dichlorobenzene	ND		ug/L	0.5	0.2	1	393079	01/21/26	01/21/26	LYZ
Surrogates				**Limits**						
Dibromofluoromethane	103%		%REC	70-130		1	393079	01/21/26	01/21/26	LYZ
1,2-Dichloroethane-d4	112%		%REC	70-130		1	393079	01/21/26	01/21/26	LYZ
Toluene-d8	95%		%REC	70-130		1	393079	01/21/26	01/21/26	LYZ
Bromofluorobenzene	96%		%REC	70-130		1	393079	01/21/26	01/21/26	LYZ
Method: EPA 8270C-SIM Prep Method: EPA 3535										
1,4-Dioxane	ND		ug/L	1.0	0.87	1	393419	01/23/26	01/27/26	MSS
Surrogates				**Limits**						
1,4-Dioxane-d8 (SUR)	94%		%REC	80-120		1	393419	01/23/26	01/27/26	MSS

Results for any subcontracted analyses are not included in this section.

ENTHALPY ANALYTICAL

Analysis Results for 551124

551124-004 Analyte	Result	Qual	Units	RL	MDL	DF	Batch	Prepared	Analyzed	Chemist
Method: SM 4500-S2-D Prep Method: METHOD										
Sulfide	ND		mg/L	0.10		1	393059	01/20/26	01/20/26	TXC
Method: SM 5310B Prep Method: SM 5310B										
Total Organic Carbon	**0.67**	J	mg/L	1.0	0.49	1	393301	01/22/26	01/22/26	BDR
Method: SM2320B Prep Method: METHOD										
Alkalinity, Bicarbonate, as CaCO3	**190**		mg/L	3.3		1.7	393295	01/27/26	01/27/26	ARM
Alkalinity, Total as CaCO3	**190**		mg/L	3.3		1.7	393295	01/27/26	01/27/26	ARM
Method: SM2540C Prep Method: METHOD										
Total Dissolved Solids	**770**		mg/L	20		2	393048	01/20/26	01/22/26	AAB

Sample ID: QCFB **Lab ID: 551124-005** **Collected: 01/19/26 12:56**
Matrix: Water

551124-005 Analyte	Result	Qual	Units	RL	MDL	DF	Batch	Prepared	Analyzed	Chemist
Method: EPA 8260B Prep Method: EPA 5030B										
Freon 12	ND		ug/L	1.0	0.1	1	393079	01/21/26	01/21/26	LYZ
Chloromethane	ND		ug/L	1.0	0.2	1	393079	01/21/26	01/21/26	LYZ
Vinyl Chloride	ND		ug/L	0.5	0.1	1	393079	01/21/26	01/21/26	LYZ
1,1-Dichloroethene	ND		ug/L	0.5	0.08	1	393079	01/21/26	01/21/26	LYZ
Methylene Chloride	**0.3**	J	ug/L	10	0.2	1	393079	01/21/26	01/21/26	LYZ
1,1-Dichloroethane	ND		ug/L	0.5	0.1	1	393079	01/21/26	01/21/26	LYZ
cis-1,2-Dichloroethene	ND		ug/L	0.5	0.09	1	393079	01/21/26	01/21/26	LYZ
1,2-Dichloroethane	ND		ug/L	0.5	0.1	1	393079	01/21/26	01/21/26	LYZ
Benzene	ND		ug/L	0.5	0.1	1	393079	01/21/26	01/21/26	LYZ
Trichloroethene	ND		ug/L	0.5	0.1	1	393079	01/21/26	01/21/26	LYZ
Tetrachloroethene	ND		ug/L	0.5	0.1	1	393079	01/21/26	01/21/26	LYZ
1,4-Dichlorobenzene	ND		ug/L	0.5	0.2	1	393079	01/21/26	01/21/26	LYZ
Surrogates				**Limits**						
Dibromofluoromethane	103%		%REC	70-130		1	393079	01/21/26	01/21/26	LYZ
1,2-Dichloroethane-d4	114%		%REC	70-130		1	393079	01/21/26	01/21/26	LYZ
Toluene-d8	95%		%REC	70-130		1	393079	01/21/26	01/21/26	LYZ
Bromofluorobenzene	99%		%REC	70-130		1	393079	01/21/26	01/21/26	LYZ

Results for any subcontracted analyses are not included in this section.

ENTHALPY ANALYTICAL

Analysis Results for 551124

Sample ID: QCTB	Lab ID: 551124-006	Collected: 01/19/26
	Matrix: Water	

551124-006 Analyte	Result	Qual	Units	RL	MDL	DF	Batch	Prepared	Analyzed	Chemist
Method: EPA 8260B Prep Method: EPA 5030B										
Freon 12	ND		ug/L	1.0	0.1	1	393079	01/21/26	01/21/26	LYZ
Chloromethane	ND		ug/L	1.0	0.2	1	393079	01/21/26	01/21/26	LYZ
Vinyl Chloride	ND		ug/L	0.5	0.1	1	393079	01/21/26	01/21/26	LYZ
1,1-Dichloroethene	ND		ug/L	0.5	0.08	1	393079	01/21/26	01/21/26	LYZ
Methylene Chloride	**0.3**	J	ug/L	10	0.2	1	393079	01/21/26	01/21/26	LYZ
1,1-Dichloroethane	ND		ug/L	0.5	0.1	1	393079	01/21/26	01/21/26	LYZ
cis-1,2-Dichloroethene	ND		ug/L	0.5	0.09	1	393079	01/21/26	01/21/26	LYZ
1,2-Dichloroethane	ND		ug/L	0.5	0.1	1	393079	01/21/26	01/21/26	LYZ
Benzene	ND		ug/L	0.5	0.1	1	393079	01/21/26	01/21/26	LYZ
Trichloroethene	ND		ug/L	0.5	0.1	1	393079	01/21/26	01/21/26	LYZ
Tetrachloroethene	ND		ug/L	0.5	0.1	1	393079	01/21/26	01/21/26	LYZ
1,4-Dichlorobenzene	ND		ug/L	0.5	0.2	1	393079	01/21/26	01/21/26	LYZ
Surrogates				**Limits**						
Dibromofluoromethane	102%		%REC	70-130		1	393079	01/21/26	01/21/26	LYZ
1,2-Dichloroethane-d4	111%		%REC	70-130		1	393079	01/21/26	01/21/26	LYZ
Toluene-d8	95%		%REC	70-130		1	393079	01/21/26	01/21/26	LYZ
Bromofluorobenzene	96%		%REC	70-130		1	393079	01/21/26	01/21/26	LYZ

J Estimated value
ND Not Detected

Results for any subcontracted analyses are not included in this section.

ENTHALPY ANALYTICAL

Batch QC

Type: Blank	Lab ID: QC1332494	Batch: 393028
Matrix: Water	Method: EPA 300.0	Prep Method: METHOD

QC1332494 Analyte	Result	Qual	Units	RL	MDL	Prepared	Analyzed
Fluoride	ND		mg/L	0.20	0.072	01/20/26 13:07	01/20/26 14:41
Chloride	ND		mg/L	1.0	0.27	01/20/26 13:07	01/20/26 14:41
Bromide	ND		mg/L	0.30	0.060	01/20/26 13:07	01/20/26 14:41
Nitrogen, Nitrate	ND		mg/L	0.10	0.05	01/20/26 13:07	01/20/26 14:41
Sulfate	ND		mg/L	1.0	0.25	01/20/26 13:07	01/20/26 14:41

Type: Lab Control Sample	Lab ID: QC1332495	Batch: 393028
Matrix: Water	Method: EPA 300.0	Prep Method: METHOD

QC1332495 Analyte	Result	Spiked	Units	Recovery	Qual	Limits
Fluoride	9.878	10.00	mg/L	99%		90-110
Chloride	46.69	50.00	mg/L	93%		90-110
Bromide	14.62	15.00	mg/L	97%		90-110
Nitrogen, Nitrate	4.359	4.518	mg/L	96%		90-110
Sulfate	24.43	25.00	mg/L	98%		90-110

Type: Matrix Spike	Lab ID: QC1332496	Batch: 393028
Matrix (Source ID): Water (551131-001)	Method: EPA 300.0	Prep Method: METHOD

QC1332496 Analyte	Result	Source Sample Result	Spiked	Units	Recovery	Qual	Limits	DF
Fluoride	23.21	0.8402	20.00	mg/L	112%		80-129	1
Chloride	477.2	440.5	100.0	mg/L	37%	E,NM	80-123	1
Bromide	16.83	0.8913	15.00	mg/L	106%		80-121	1
Nitrogen, Nitrate	27.96	19.15	9.036	mg/L	98%	E	80-123	1
Sulfate	116.1	63.81	50.00	mg/L	105%	E	79-124	1

Type: Matrix Spike Duplicate	Lab ID: QC1332497	Batch: 393028
Matrix (Source ID): Water (551131-001)	Method: EPA 300.0	Prep Method: METHOD

QC1332497 Analyte	Result	Source Sample Result	Spiked	Units	Recovery	Qual	Limits	RPD	RPD Lim	DF
Fluoride	20.83	0.8402	20.00	mg/L	100%		80-129	11	21	1
Chloride	471.5	440.5	100.0	mg/L	31%	E,NM	80-123		20	1
Bromide	15.27	0.8913	15.00	mg/L	96%		80-121	10	20	1
Nitrogen, Nitrate	27.14	19.15	9.036	mg/L	88%	E	80-123		20	1
Sulfate	110.1	63.81	50.00	mg/L	92%	E	79-124		20	1

Type: Blank	Lab ID: QC1335238	Batch: 393823
Matrix: Water	Method: EPA 350.1	Prep Method: METHOD

QC1335238 Analyte	Result	Qual	Units	RL	MDL	Prepared	Analyzed
Ammonia-N	ND		mg/L	0.10	0.068	01/28/26	01/29/26

ENTHALPY ANALYTICAL

Batch QC

Type:	Lab Control Sample	Lab ID:	QC1335239	Batch:	393823
Matrix:	Water	Method:	EPA 350.1	Prep Method:	METHOD

QC1335239 Analyte	Result	Spiked	Units	Recovery	Qual	Limits
Ammonia-N	1.025	1.000	mg/L	103%		90-110

Type:	Matrix Spike	Lab ID:	QC1335243	Batch:	393823
Matrix (Source ID):	Water (551124-001)	Method:	EPA 350.1	Prep Method:	METHOD

QC1335243 Analyte	Result	Source Sample Result	Spiked	Units	Recovery	Qual	Limits	DF
Ammonia-N	1.032	ND	1.000	mg/L	103%		90-110	1

Type:	Matrix Spike Duplicate	Lab ID:	QC1335244	Batch:	393823
Matrix (Source ID):	Water (551124-001)	Method:	EPA 350.1	Prep Method:	METHOD

QC1335244 Analyte	Result	Source Sample Result	Spiked	Units	Recovery	Qual	Limits	RPD	RPD Lim	DF
Ammonia-N	0.9073	ND	1.000	mg/L	91%		90-110	13	20	1

Type:	Matrix Spike	Lab ID:	QC1335245	Batch:	393823
Matrix (Source ID):	Water (551124-002)	Method:	EPA 350.1	Prep Method:	METHOD

QC1335245 Analyte	Result	Source Sample Result	Spiked	Units	Recovery	Qual	Limits	DF
Ammonia-N	1.003	ND	1.000	mg/L	100%		90-110	1

Type:	Matrix Spike Duplicate	Lab ID:	QC1335246	Batch:	393823
Matrix (Source ID):	Water (551124-002)	Method:	EPA 350.1	Prep Method:	METHOD

QC1335246 Analyte	Result	Source Sample Result	Spiked	Units	Recovery	Qual	Limits	RPD	RPD Lim	DF
Ammonia-N	1.021	ND	1.000	mg/L	102%		90-110	2	20	1

Type:	Blank	Lab ID:	QC1333241	Batch:	393241
Matrix:	Water	Method:	EPA 410.4	Prep Method:	EPA 410.4

QC1333241 Analyte	Result	Qual	Units	RL	MDL	Prepared	Analyzed
Chemical Oxygen Demand	ND		mg/L	4.0	2.0	01/22/26	01/22/26

Type:	Lab Control Sample	Lab ID:	QC1333242	Batch:	393241
Matrix:	Water	Method:	EPA 410.4	Prep Method:	EPA 410.4

QC1333242 Analyte	Result	Spiked	Units	Recovery	Qual	Limits
Chemical Oxygen Demand	97.00	100.0	mg/L	97%		90-110

ENTHALPY ANALYTICAL

Batch QC

Type:	Matrix Spike	Lab ID:	QC1333243	Batch:	393241
Matrix (Source ID):	Water (550965-001)	Method:	EPA 410.4	Prep Method:	EPA 410.4

QC1333243 Analyte	Result	Source Sample Result	Spiked	Units	Recovery	Qual	Limits	DF
Chemical Oxygen Demand	110.0	23.00	100.0	mg/L	87%		75-125	2

Type:	Matrix Spike Duplicate	Lab ID:	QC1333244	Batch:	393241
Matrix (Source ID):	Water (550965-001)	Method:	EPA 410.4	Prep Method:	EPA 410.4

QC1333244 Analyte	Result	Source Sample Result	Spiked	Units	Recovery	Qual	Limits	RPD	RPD Lim	DF
Chemical Oxygen Demand	108.0	23.00	100.0	mg/L	85%		75-125	2	20	2

Type:	Matrix Spike	Lab ID:	QC1333245	Batch:	393241
Matrix (Source ID):	Water (551124-001)	Method:	EPA 410.4	Prep Method:	EPA 410.4

QC1333245 Analyte	Result	Source Sample Result	Spiked	Units	Recovery	Qual	Limits	DF
Chemical Oxygen Demand	92.00	ND	100.0	mg/L	92%		75-125	2

Type:	Matrix Spike Duplicate	Lab ID:	QC1333246	Batch:	393241
Matrix (Source ID):	Water (551124-001)	Method:	EPA 410.4	Prep Method:	EPA 410.4

QC1333246 Analyte	Result	Source Sample Result	Spiked	Units	Recovery	Qual	Limits	RPD	RPD Lim	DF
Chemical Oxygen Demand	90.00	ND	100.0	mg/L	90%		75-125	2	20	2

Type:	Blank	Lab ID:	QC1332520	Batch:	393036
Matrix:	Water	Method:	EPA 6010B	Prep Method:	EPA 3015A

QC1332520 Analyte	Result	Qual	Units	RL	MDL	Prepared	Analyzed
Boron	ND		mg/L	0.050	0.0090	01/20/26	01/20/26
Calcium	0.030	J	mg/L	0.10	0.0095	01/20/26	01/20/26
Iron	0.024	J	mg/L	0.050	0.017	01/20/26	01/20/26
Magnesium	ND		mg/L	0.10	0.017	01/20/26	01/20/26
Manganese	ND		mg/L	0.010	0.00075	01/20/26	01/20/26
Potassium	ND		mg/L	0.50	0.20	01/20/26	01/20/26
Sodium	ND		mg/L	0.50	0.017	01/20/26	01/20/26

ENTHALPY ANALYTICAL

Batch QC

Type:	Lab Control Sample	Lab ID:	QC1332521	Batch:	393036
Matrix:	Water	Method:	EPA 6010B	Prep Method:	EPA 3015A

QC1332521 Analyte	Result	Spiked	Units	Recovery	Qual	Limits
Boron	0.3663	0.4000	mg/L	92%		80-120
Calcium	19.15	20.40	mg/L	94%		80-120
Iron	0.3859	0.4000	mg/L	96%		80-120
Magnesium	19.38	20.40	mg/L	95%		80-120
Manganese	0.3803	0.4000	mg/L	95%		80-120
Potassium	21.66	24.00	mg/L	90%		80-120
Sodium	18.30	20.40	mg/L	90%		80-120

Type:	Matrix Spike	Lab ID:	QC1332522	Batch:	393036
Matrix (Source ID):	Water (551183-001)	Method:	EPA 6010B	Prep Method:	EPA 3015A

QC1332522 Analyte	Result	Source Sample Result	Spiked	Units	Recovery	Qual	Limits	DF
Boron	79.27	76.03	4.000	mg/L	81%	NM	75-125	10
Calcium	6,276	6120	204.0	mg/L	76%	NM	75-125	10
Iron	774.3	775.7	4.000	mg/L	-37%	E,NM	75-125	10
Magnesium	891.2	711.4	204.0	mg/L	88%		75-125	10
Manganese	40.03	36.63	4.000	mg/L	85%	NM	75-125	10
Potassium	1,685	1464	240.0	mg/L	92%	NM	75-125	10
Sodium	4,560	4412	204.0	mg/L	73%	NM	75-125	10

Type:	Matrix Spike Duplicate	Lab ID:	QC1332523	Batch:	393036
Matrix (Source ID):	Water (551183-001)	Method:	EPA 6010B	Prep Method:	EPA 3015A

QC1332523 Analyte	Result	Source Sample Result	Spiked	Units	Recovery	Qual	Limits	RPD	RPD Lim	DF
Boron	79.17	76.03	4.000	mg/L	79%	NM	75-125	0	20	10
Calcium	6,248	6120	204.0	mg/L	63%	NM	75-125	0	20	10
Iron	774.8	775.7	4.000	mg/L	-22%	E,NM	75-125		22	10
Magnesium	889.4	711.4	204.0	mg/L	87%		75-125	0	20	10
Manganese	40.01	36.63	4.000	mg/L	84%	NM	75-125	0	20	10
Potassium	1,677	1464	240.0	mg/L	89%	NM	75-125	0	20	10
Sodium	4,548	4412	204.0	mg/L	67%	NM	75-125	0	20	10

ENTHALPY ANALYTICAL

Batch QC

Type:	**Serial Dilution**	**Lab ID:**	**QC1332565**	**Batch:**	**393036**
Matrix (Source ID):	**Water (551183-001)**	**Method:**	**EPA 6010B**	**Prep Method:**	**EPA 3015A**

QC1332565 Analyte	Result	Source Sample Result	Units	Qual	RPD	RPD Lim	DF
Boron	76.95	76.03	mg/L				50
Calcium	6,443	6120	mg/L				50
Iron	834.0	775.7	mg/L				50
Magnesium	744.6	711.4	mg/L				50
Manganese	38.01	36.63	mg/L				50
Potassium	1,415	1464	mg/L				50
Sodium	4,491	4412	mg/L				50

Type:	**Lab Control Sample**	**Lab ID:**	**QC1332634**	**Batch:**	**393079**
Matrix:	**Water**	**Method:**	**EPA 8260B**	**Prep Method:**	**EPA 5030B**

QC1332634 Analyte	Result	Spiked	Units	Recovery	Qual	Limits
1,1-Dichloroethene	49.01	50.00	ug/L	98%		69-128
MTBE	53.78	50.00	ug/L	108%		66-125
Benzene	52.31	50.00	ug/L	105%		76-121
Trichloroethene	46.04	50.00	ug/L	92%		76-124
Toluene	47.68	50.00	ug/L	95%		76-120
Chlorobenzene	47.89	50.00	ug/L	96%		78-120
Surrogates						
Dibromofluoromethane	51.70	50.00	ug/L	103%		70-130
1,2-Dichloroethane-d4	57.24	50.00	ug/L	114%		70-130
Toluene-d8	47.73	50.00	ug/L	95%		70-130
Bromofluorobenzene	48.80	50.00	ug/L	98%		70-130

Type:	**Lab Control Sample Duplicate**	**Lab ID:**	**QC1332635**	**Batch:**	**393079**
Matrix:	**Water**	**Method:**	**EPA 8260B**	**Prep Method:**	**EPA 5030B**

QC1332635 Analyte	Result	Spiked	Units	Recovery	Qual	Limits	RPD	RPD Lim
1,1-Dichloroethene	46.99	50.00	ug/L	94%		69-128	4	23
MTBE	52.13	50.00	ug/L	104%		66-125	3	22
Benzene	50.65	50.00	ug/L	101%		76-121	3	21
Trichloroethene	45.96	50.00	ug/L	92%		76-124	0	22
Toluene	47.34	50.00	ug/L	95%		76-120	1	21
Chlorobenzene	47.76	50.00	ug/L	96%		78-120	0	20
Surrogates								
Dibromofluoromethane	51.89	50.00	ug/L	104%		70-130		
1,2-Dichloroethane-d4	53.60	50.00	ug/L	107%		70-130		
Toluene-d8	49.88	50.00	ug/L	100%		70-130		
Bromofluorobenzene	49.10	50.00	ug/L	98%		70-130		

ENTHALPY ANALYTICAL

Batch QC

Type:	Matrix Spike	Lab ID:	QC1332636	Batch:	393079
Matrix (Source ID):	Water (551124-001)	Method:	EPA 8260B	Prep Method:	EPA 5030B

QC1332636 Analyte	Result	Source Sample Result	Spiked	Units	Recovery	Qual	Limits	DF
1,1-Dichloroethene	19.69	ND	20.00	ug/L	98%		62-131	1
MTBE	22.57	ND	20.00	ug/L	113%		61-124	1
Benzene	21.55	ND	20.00	ug/L	108%		70-123	1
Trichloroethene	19.51	ND	20.00	ug/L	98%		65-131	1
Toluene	19.84	ND	20.00	ug/L	99%		69-120	1
Chlorobenzene	20.19	ND	20.00	ug/L	101%		72-121	1
Surrogates								
Dibromofluoromethane	50.71		50.00	ug/L	101%		70-130	1
1,2-Dichloroethane-d4	57.29		50.00	ug/L	115%		70-130	1
Toluene-d8	46.88		50.00	ug/L	94%		70-130	1
Bromofluorobenzene	49.49		50.00	ug/L	99%		70-130	1

Type:	Matrix Spike Duplicate	Lab ID:	QC1332637	Batch:	393079
Matrix (Source ID):	Water (551124-001)	Method:	EPA 8260B	Prep Method:	EPA 5030B

QC1332637 Analyte	Result	Source Sample Result	Spiked	Units	Recovery	Qual	Limits	RPD	RPD Lim	DF
1,1-Dichloroethene	19.80	ND	20.00	ug/L	99%		62-131	1	31	1
MTBE	22.39	ND	20.00	ug/L	112%		61-124	1	30	1
Benzene	21.94	ND	20.00	ug/L	110%		70-123	2	31	1
Trichloroethene	20.66	ND	20.00	ug/L	103%		65-131	6	31	1
Toluene	20.48	ND	20.00	ug/L	102%		69-120	3	29	1
Chlorobenzene	21.17	ND	20.00	ug/L	106%		72-121	5	29	1
Surrogates										
Dibromofluoromethane	51.00		50.00	ug/L	102%		70-130			1
1,2-Dichloroethane-d4	55.38		50.00	ug/L	111%		70-130			1
Toluene-d8	47.85		50.00	ug/L	96%		70-130			1
Bromofluorobenzene	48.88		50.00	ug/L	98%		70-130			1

ENTHALPY ANALYTICAL

Batch QC

Type: Blank	Lab ID: QC1332639	Batch: 393079
Matrix: Water	Method: EPA 8260B	Prep Method: EPA 5030B

QC1332639 Analyte	Result	Qual	Units	RL	MDL	Prepared	Analyzed
Freon 12	ND		ug/L	1.0	0.1	01/20/26	01/20/26
Chloromethane	ND		ug/L	1.0	0.2	01/20/26	01/20/26
Vinyl Chloride	ND		ug/L	0.5	0.1	01/20/26	01/20/26
1,1-Dichloroethene	ND		ug/L	0.5	0.08	01/20/26	01/20/26
Methylene Chloride	ND		ug/L	10	0.2	01/20/26	01/20/26
1,1-Dichloroethane	ND		ug/L	0.5	0.1	01/20/26	01/20/26
cis-1,2-Dichloroethene	ND		ug/L	0.5	0.09	01/20/26	01/20/26
1,2-Dichloroethane	ND		ug/L	0.5	0.1	01/20/26	01/20/26
Benzene	ND		ug/L	0.5	0.1	01/20/26	01/20/26
Trichloroethene	ND		ug/L	0.5	0.1	01/20/26	01/20/26
Tetrachloroethene	ND		ug/L	0.5	0.1	01/20/26	01/20/26
1,4-Dichlorobenzene	ND		ug/L	0.5	0.2	01/20/26	01/20/26
Surrogates				**Limits**			
Dibromofluoromethane	102%		%REC	70-130		01/20/26	01/20/26
1,2-Dichloroethane-d4	110%		%REC	70-130		01/20/26	01/20/26
Toluene-d8	96%		%REC	70-130		01/20/26	01/20/26
Bromofluorobenzene	100%		%REC	70-130		01/20/26	01/20/26

Type: Blank	Lab ID: QC1333855	Batch: 393419
Matrix: Water	Method: EPA 8270C-SIM	Prep Method: EPA 3535

QC1333855 Analyte	Result	Qual	Units	RL	MDL	Prepared	Analyzed
1,4-Dioxane	ND		ug/L	1.0	0.87	01/23/26	01/26/26
Surrogates				**Limits**			
1,4-Dioxane-d8 (SUR)	98%		%REC	80-120		01/23/26	01/26/26

Type: Lab Control Sample	Lab ID: QC1333856	Batch: 393419
Matrix: Water	Method: EPA 8270C-SIM	Prep Method: EPA 3535

QC1333856 Analyte	Result	Spiked	Units	Recovery	Qual	Limits
1,4-Dioxane	10.93	10.00	ug/L	109%		79-120
Surrogates						
1,4-Dioxane-d8 (SUR)	9.911	10.00	ug/L	99%		80-120

Type: Lab Control Sample Duplicate	Lab ID: QC1333857	Batch: 393419
Matrix: Water	Method: EPA 8270C-SIM	Prep Method: EPA 3535

QC1333857 Analyte	Result	Spiked	Units	Recovery	Qual	Limits	RPD	RPD Lim
1,4-Dioxane	10.10	10.00	ug/L	101%		79-120	8	20
Surrogates								
1,4-Dioxane-d8 (SUR)	9.851	10.00	ug/L	99%		80-120		

ENTHALPY ANALYTICAL

Batch QC

Type: Blank	Lab ID: QC1332591	Batch: 393059
Matrix: Water	Method: SM 4500-S2-D	Prep Method: METHOD

QC1332591 Analyte	Result	Qual	Units	RL	MDL	Prepared	Analyzed
Sulfide	ND		mg/L	0.10		01/20/26	01/20/26

Type: Lab Control Sample	Lab ID: QC1332592	Batch: 393059
Matrix: Water	Method: SM 4500-S2-D	Prep Method: METHOD

QC1332592 Analyte	Result	Spiked	Units	Recovery	Qual	Limits
Sulfide	0.9000	1.000	mg/L	90%		90-110

Type: Matrix Spike	Lab ID: QC1332641	Batch: 393059
Matrix (Source ID): Water (551103-001)	Method: SM 4500-S2-D	Prep Method: METHOD

QC1332641 Analyte	Result	Source Sample Result	Spiked	Units	Recovery	Qual	Limits	DF
Sulfide	0.9000	ND	1.000	mg/L	90%		80-120	1

Type: Matrix Spike Duplicate	Lab ID: QC1332642	Batch: 393059
Matrix (Source ID): Water (551103-001)	Method: SM 4500-S2-D	Prep Method: METHOD

QC1332642 Analyte	Result	Source Sample Result	Spiked	Units	Recovery	Qual	Limits	RPD	RPD Lim	DF
Sulfide	0.9000	ND	1.000	mg/L	90%		80-120	0	20	1

Type: Blank	Lab ID: QC1333432	Batch: 393301
Matrix: Water	Method: SM 5310B	Prep Method: SM 5310B

QC1333432 Analyte	Result	Qual	Units	RL	MDL	Prepared	Analyzed
Total Organic Carbon	ND		mg/L	1.0	0.49	01/22/26	01/22/26

Type: Lab Control Sample	Lab ID: QC1333433	Batch: 393301
Matrix: Water	Method: SM 5310B	Prep Method: SM 5310B

QC1333433 Analyte	Result	Spiked	Units	Recovery	Qual	Limits
Total Organic Carbon	23.41	25.00	mg/L	94%		85-115

Type: Matrix Spike	Lab ID: QC1333434	Batch: 393301
Matrix (Source ID): Water (551124-001)	Method: SM 5310B	Prep Method: SM 5310B

QC1333434 Analyte	Result	Source Sample Result	Spiked	Units	Recovery	Qual	Limits	DF
Total Organic Carbon	27.93	0.8952	25.00	mg/L	108%		75-125	1

ENTHALPY ANALYTICAL

Batch QC

Type:	Matrix Spike Duplicate	Lab ID:	QC1333435	Batch:	393301
Matrix (Source ID):	Water (551124-001)	Method:	SM 5310B	Prep Method:	SM 5310B

QC1333435 Analyte	Result	Source Sample Result	Spiked	Units	Recovery	Qual	Limits	RPD	RPD Lim	DF
Total Organic Carbon	26.01	0.8952	25.00	mg/L	100%		75-125	7	25	1

Type:	Blank	Lab ID:	QC1333415	Batch:	393295
Matrix:	Water	Method:	SM2320B	Prep Method:	METHOD

QC1333415 Analyte	Result	Qual	Units	RL	MDL	Prepared	Analyzed
Alkalinity, Bicarbonate, as CaCO3	ND		mg/L	2.0		01/27/26	01/27/26
Alkalinity, Total as CaCO3	ND		mg/L	2.0		01/27/26	01/27/26

Type:	Lab Control Sample	Lab ID:	QC1333416	Batch:	393295
Matrix:	Water	Method:	SM2320B	Prep Method:	METHOD

QC1333416 Analyte	Result	Spiked	Units	Recovery	Qual	Limits
Alkalinity, Total as CaCO3	95.26	100.0	mg/L	95%		90-110

Type:	Sample Duplicate	Lab ID:	QC1333417	Batch:	393295
Matrix (Source ID):	Water (551124-001)	Method:	SM2320B	Prep Method:	METHOD

QC1333417 Analyte	Result	Source Sample Result	Units	Qual	RPD	RPD Lim	DF
Alkalinity, Bicarbonate, as CaCO3	141.0	143.4	mg/L		2	20	2.5
Alkalinity, Total as CaCO3	141.0	143.4	mg/L		2	20	2.5

Type:	Blank	Lab ID:	QC1332566	Batch:	393048
Matrix:	Water	Method:	SM2540C	Prep Method:	METHOD

QC1332566 Analyte	Result	Qual	Units	RL	MDL	Prepared	Analyzed
Total Dissolved Solids	ND		mg/L	20		01/20/26	01/22/26

Type:	Lab Control Sample	Lab ID:	QC1332567	Batch:	393048
Matrix:	Water	Method:	SM2540C	Prep Method:	METHOD

QC1332567 Analyte	Result	Spiked	Units	Recovery	Qual	Limits
Total Dissolved Solids	1,010	1000	mg/L	101%		90-110

Type:	Sample Duplicate	Lab ID:	QC1332569	Batch:	393048
Matrix (Source ID):	Water (551068-002)	Method:	SM2540C	Prep Method:	METHOD

QC1332569 Analyte	Result	Source Sample Result	Units	Qual	RPD	RPD Lim	DF
Total Dissolved Solids	23,360	23300	mg/L		0	5	20

Batch QC

Type:	**Sample Duplicate**	**Lab ID:**	**QC1332572**	**Batch:**	**393048**
Matrix (Source ID):	**Water (551139-004)**	**Method:**	**SM2540C**	**Prep Method:**	**METHOD**

QC1332572 Analyte	Result	Source Sample Result	Units	Qual	RPD	RPD Lim	DF
Total Dissolved Solids	6,360	6370	mg/L		0	5	10

E Response exceeds instrument's linear range
J Estimated value
ND Not Detected
NM Not Meaningful

Laboratory Job Number 551124

Subcontracted Products

McCampbell Analytical, Inc.

McCampbell Analytical, Inc.

"When Quality Counts"

Analytical Report

WorkOrder: 2601A68

Report Created for: Enthalpy Analytical

931 West Barkley Avenue
Orange, CA 92868

Project Contact: David Tripp
Project P.O.: 079649
Project: EO-551124

Project Location:
Project Received: 01/20/2026

Analytical Report reviewed & approved for release on 01/27/2026 by:

Yen Cao

Yen Cao
Project Manager

McCampbell Analytical Inc. is not accredited for all the testing in this report. The report shall not be reproduced except in full, without the written approval of the laboratory. The analytical results relate only to the items tested.

1534 Willow Pass Rd. Pittsburg, CA 94565 ♦ TEL: (877) 252-9262 ♦ FAX: (925) 252-9269 ♦ www.mccampbell.com

McCampbell Analytical, Inc.
"When Quality Counts"

1534 Willow Pass Road, Pittsburg, CA 94565-1701
Toll Free Telephone: (877) 252-9262 / Fax: (925) 252-9269
http://www.mccampbell.com / E-mail: main@mccampbell.com

Glossary of Terms & Qualifier Definitions

Client: Enthalpy Analytical **WorkOrder:** 2601A68

Project: EO-551124

Glossary Abbreviation

%D	Serial Dilution Percent Difference
95% Interval	95% Confident Interval
CCV	Continuing Calibration Verification.
CCV REC (%)	% recovery of Continuing Calibration Verification.
CPT	Consumer Product Testing not NELAP Accredited
DF	Dilution Factor
DI WET	(DISTLC) Waste Extraction Test using DI water
DISS	Dissolved (direct analysis of 0.45 µm filtered and acidified water sample)
DLT	Dilution Test (Serial Dilution)
DUP	Duplicate
EDL	Estimated Detection Limit
ERS	External reference sample. Second source calibration verification.
ITEF	International Toxicity Equivalence Factor
LCS	Laboratory Control Sample
LCS2	Second LCS for the batch. Spike level is lower than that for the first LCS; applicable to method 1633.
LQL	Lowest Quantitation Level
MB	Method Blank
MB IS/SS % Rec	% Recovery of Internal Standard or Surrogate in Method Blank, if applicable
MB SS % Rec	% Recovery of Surrogate in Method Blank, if applicable
MDL	Method Detection Limit [1]
ML	Minimum Level of Quantitation
MS	Matrix Spike
MSD	Matrix Spike Duplicate
NA	Not Applicable
ND	Not detected at or above the indicated MDL or RL.
NR	Data Not Reported due to matrix interference or insufficient sample amount.
PDS	Post Digestion Spike
PF	Prep Factor
RD	Relative Difference
RL	Reporting Limit [2]
RPD	Relative Percent Difference
RRT	Relative Retention Time
RSD	Relative Standard Deviation
SNR	Surrogate is diluted out of the calibration range

[1] MDL is the minimum measured concentration of a substance that can be reported with 99% confidence that the measured concentration is distinguishable from method blank results. Definition and Procedure for the Determination of the Method Detection Limit, Revision 2, 40CFR, Part 136, Appendix B, EPA 821-R-16-006, December 2016. Values are based upon our default extraction volume/amount and are subject to change.

[2] RL is the lowest level that can be reliably determined within specified limits of precision and accuracy during routine laboratory operating conditions. (The RL cannot be lower than the lowest calibration standard used in the initial calibration of the instrument and must be greater than the MDL.) Values are based upon our default extraction volume/amount and are subject to change.

McCampbell Analytical, Inc.
"When Quality Counts"

1534 Willow Pass Road, Pittsburg, CA 94565-1701
Toll Free Telephone: (877) 252-9262 / Fax: (925) 252-9269
http://www.mccampbell.com / E-mail: main@mccampbell.com

Glossary of Terms & Qualifier Definitions

Client: Enthalpy Analytical **WorkOrder:** 2601A68

Project: EO-551124

SPK Val	Spike Value
SPKRef Val	Spike Reference Value
SPLP	Synthetic Precipitation Leachate Procedure
ST	Sorbent Tube
TCLP	Toxicity Characteristic Leachate Procedure
TEQ	Toxicity Equivalents
TNTC	“Too Numerous to Count;” greater than 250 colonies observed on the plate.
TPH-Diesel	Sample results for semi-volatile TPH (diesel, kerosene, oil, etc) were calculated using a background subtraction procedure to correct for instrument baseline rise (column bleed) as described in Sec 7.7.2.2 of EPA 8015 B, C.
TZA	TimeZone Net Adjustment for sample collected outside of MAI's Coordinated Universal Time (UTC). (Adjustment for Daylight Saving is not accounted.)
WET (STLC)	Waste Extraction Test (Soluble Threshold Limit Concentration)

McCampbell Analytical, Inc.
"When Quality Counts"

1534 Willow Pass Road, Pittsburg, CA 94565-1701
Toll Free Telephone: (877) 252-9262 / Fax: (925) 252-9269
http://www.mccampbell.com / E-mail: main@mccampbell.com

Analytical Report

Client:	Enthalpy Analytical	**WorkOrder:**	2601A68
Date Received:	01/20/2026 10:33	**Extraction Method:**	RSK175
Date Prepared:	01/21/2026	**Analytical Method:**	RSK175
Project:	EO-551124	**Unit:**	µg/L

Dissolved Carbon Dioxide by RSK 175

Client ID	Lab ID	Matrix	Date Collected	Instrument FileID	Batch ID
DW-17	2601A68-001A	Water	01/19/2026 09:11	GC26 0121261007.D	334106

Analytes	Result	MDL	RL	DF	Date Analyzed
Carbon Dioxide	**540**	50	50	1	01/21/2026 13:59

Analyst(s): CLO

Client ID	Lab ID	Matrix	Date Collected	Instrument FileID	Batch ID
DW-9	2601A68-002A	Water	01/19/2026 10:44	GC26 0121261008.D	334106

Analytes	Result	MDL	RL	DF	Date Analyzed
Carbon Dioxide	**990**	50	50	1	01/21/2026 14:32

Analyst(s): CLO

Client ID	Lab ID	Matrix	Date Collected	Instrument FileID	Batch ID
DW-15	2601A68-003A	Water	01/19/2026 10:56	GC26 0121261009.D	334106

Analytes	Result	MDL	RL	DF	Date Analyzed
Carbon Dioxide	**11,000**	500	500	10	01/21/2026 15:16

Analyst(s): CLO

(Cont.)

McCampbell Analytical, Inc.
"When Quality Counts"

1534 Willow Pass Road, Pittsburg, CA 94565-1701
Toll Free Telephone: (877) 252-9262 / Fax: (925) 252-9269
http://www.mccampbell.com / E-mail: main@mccampbell.com

Analytical Report

Client:	Enthalpy Analytical	**WorkOrder:**	2601A68
Date Received:	01/20/2026 10:33	**Extraction Method:**	RSK175
Date Prepared:	01/21/2026	**Analytical Method:**	RSK175
Project:	EO-551124	**Unit:**	µg/L

Dissolved Carbon Dioxide by RSK 175

Client ID	Lab ID	Matrix	Date Collected	Instrument FileID	Batch ID
DW-30	2601A68-004A	Water	01/19/2026 12:54	GC26 0121261010.D	334106

Analytes	Result	MDL	RL	DF	Date Analyzed
Carbon Dioxide	**3000**	200	200	4	01/21/2026 15:50

Analyst(s): CLO

McCampbell Analytical, Inc.
"When Quality Counts"

1534 Willow Pass Road, Pittsburg, CA 94565-1701
Toll Free Telephone: (877) 252-9262 / Fax: (925) 252-9269
http://www.mccampbell.com / E-mail: main@mccampbell.com

Quality Control Report

Client:	Enthalpy Analytical	**WorkOrder:**	2601A68
Date Prepared:	01/21/2026	**BatchID:**	334106
Date Analyzed:	01/21/2026	**Extraction Method:**	RSK175
Instrument:	GC26	**Analytical Method:**	RSK175
Matrix:	Water	**Unit:**	µg/L
Project:	EO-551124	**Sample ID:**	MB/LCS/LCSD-334106

QC Summary Report for RSK175

Analyte	MB Result	MDL	RL			
Carbon Dioxide	ND	50	50	-	-	-

Analyte	LCS Result	LCSD Result	SPK Val	LCS %REC	LCSD %REC	LCS/LCSD Limits	RPD	RPD Limit
Carbon Dioxide	180	150	187.2	94	82	70-130	12.6	30

McCampbell Analytical, Inc.
1534 Willow Pass Rd
Pittsburg, CA 94565-1701
(925) 252-9262

CHAIN-OF-CUSTODY RECORD

WorkOrder: 2601A68 **ClientCode: ENO** **QuoteID: 262776**

☐ WaterTrax ☐ CLIP ☐ EDF ☑ EQuIS ☑ Dry-Weight ☑ Email ☐ HardCopy ☐ ThirdParty ☑ J-flag
☑ Detection Summary ☑ **Excel** [A1_Standard _QC]

Report to:
David Tripp
Enthalpy Analytical
931 West Barkley Avenue
Orange, CA 92868
657-581-4710 FAX:

Email: david.tripp@enthalpy.com
cc/3rd Party: incomingreports@enthalpy.com;
PO: 079649
Project: EO-551124

Bill to:
Accounts Payable/Enthalpy SoCal
Montrose Environmental Group
PO Box 842165
Boston, MA 02284-2165
003EL_ap@montrose-env.com

Requested TAT: 5 days;

Date Received: **01/20/2026**
Date Logged: **01/20/2026**

Lab ID	ClientSampID	Matrix	Collection Date	Hold	Requested Tests (See legend below)											
					1	2	3	4	5	6	7	8	9	10	11	12
2601A68-001	DW-17	Water	1/19/2026 09:11	☐	A	A										
2601A68-002	DW-9	Water	1/19/2026 10:44	☐	A	A										
2601A68-003	DW-15	Water	1/19/2026 10:56	☐	A	A										
2601A68-004	DW-30	Water	1/19/2026 12:54	☐	A	A										

Test Legend:

1	PRDisposal Fee	2	RSK175_CO2_W	3		4	
5		6		7		8	
9		10		11		12	

Project Manager: Jena Alfaro

Prepared by: Agustina Venegas

Comments:

NOTE: Soil samples are discarded 60 days after receipt unless other arrangements are made (Water samples are 30 days).
Hazardous samples will be returned to client or disposed of at client expense.

McCampbell Analytical, Inc.
"When Quality Counts"

1534 Willow Pass Road, Pittsburg, CA 94565-1701
Toll Free Telephone: (877) 252-9262 / Fax: (925) 252-9269
http://www.mccampbell.com / E-mail: main@mccampbell.com

WORK ORDER SUMMARY

Client Name: ENTHALPY ANALYTICAL **Project:** EO-551124 **Work Order:** 2601A68
Client Contact: David Tripp **QC Level:** LEVEL 2
Contact's Email: david.tripp@enthalpy.com **Comments:** **Date Logged:** 1/20/2026

☐ WaterTrax ☐ CLIP ☐ EDF ☑ Excel ☐ EQuIS ☑ Email ☐ HardCopy ☐ ThirdParty ☑ J-flag

LabID	ClientSampID	Matrix	Test Name	Cont./ Comp.	Bottle & Preservative	U**	Head Space	Dry-Weight	Collection Date & Time	TAT	Test Due Date	Sediment Content	Hold	Sub Out
001A	DW-17	Water	RSK175 (CO2)	1	VOA, Unpres	☐	☐	☐	1/19/2026 9:11	5 days	1/27/2026	None	☐	☐
002A	DW-9	Water	RSK175 (CO2)	1	VOA, Unpres	☐	☐	☐	1/19/2026 10:44	5 days	1/27/2026	None	☐	☐
003A	DW-15	Water	RSK175 (CO2)	1	VOA, Unpres	☐	☐	☐	1/19/2026 10:56	5 days	1/27/2026	Present	☐	☐
004A	DW-30	Water	RSK175 (CO2)	1	VOA, Unpres	☐	☐	☐	1/19/2026 12:54	5 days	1/27/2026	Present	☐	☐

NOTES: * STLC and TCLP extractions require 2 days to complete; therefore, all TATs begin after the extraction is completed (i.e., One-day TAT yields results in 3 days from sample submission).

- ISM prep requires 5 to 10 days to complete; therefore, all TATs begin after the extraction is completed (i.e., One-day TAT yields results in 6 to 11 days from sample submission). Due date listed on WO summary will not accurately reflect the time needed for sample preparation.

- Organic extracts are held for 40 days before disposal; Inorganic extract are held for 30 days.

- MAI assumes that all material present in the provided sampling container is considered part of the sample - MAI does not exclude any material from the sample prior to sample preparation unless requested in writing by the client.

U = An unpreserved container was received for a method that suggests a preservation in order to extend hold time for analysis.**

Cont./Comp. = Containers /Composites

2601A68

ENTHALPY ANALYTICAL

931 West Barkley Ave
Orange, CA 92868
(714) 771-6900

Subcontract Laboratory:
McCampbell Analytical, Inc.
1534 Willow Pass Rd.
Pittsburg, CA 94565
ATTN: Quote ID: 252619
PO #: PO-079649

Enthalpy Order: EO-551124
PM: David Tripp
Email: david.tripp@enthalpy.com
CC: incomingreports@enthalpy.com
Phone: 657-581-4710

Results Due: Standard TAT
Report Level: II
Report To: MDL
EDDs: Standard Excel EDD

Notes:

Sample ID	Collected	Lab ID	# Cont.	Matrix	Analysis Requested	Comment
DW-17	19-JAN-2026 09:11	551124-001	2	Water	RSK-175 CO2	
DW-9	19-JAN-2026 10:44	551124-002	2	Water	RSK-175 CO2	
DW-15	19-JAN-2026 10:56	551124-003	2	Water	RSK-175 CO2	
DW-30	19-JAN-2026 12:54	551124-004	2	Water	RSK-175 CO2	

Notes:	Relinquished By:	Received By:
	[signature] Jim	GLS
	Date: 1.19.26 3pm	Date: 1.19.26 3pm
	GLS	[signature]
	Date: 1.20.26	Date: 1/20/26 1033
	Date:	Date:

0.3 c WET
IR41

1 of 1

GSO: 563979842

McCampbell Analytical, Inc.
"When Quality Counts"

1534 Willow Pass Road, Pittsburg, CA 94565-1701
Toll Free Telephone: (877) 252-9262 / Fax: (925) 252-9269
http://www.mccampbell.com / E-mail: main@mccampbell.com

Sample Receipt Checklist

Client Name:	Enthalpy Analytical	Date and Time Received:	1/20/2026 10:33
Project:	EO-551124	Date Logged:	1/20/2026
		Received by:	Agustina Venegas
WorkOrder №:	2601A68 Matrix: Water	Logged by:	Agustina Venegas
Carrier:	Golden State Overnight		

Chain of Custody (COC) Information

Chain of custody present?	Yes	☑	No	☐		
Chain of custody signed when relinquished and received?	Yes	☑	No	☐		
Chain of custody agrees with sample labels?	Yes	☑	No	☐		
Sample IDs noted by Client on COC?	Yes	☑	No	☐		
Date and Time of collection noted by Client on COC?	Yes	☑	No	☐		
Sampler's name noted on COC?	Yes	☐	No	☑		
COC agrees with Quote?	Yes	☑	No	☐	NA	☐
COC quote is active?	Yes	☐	No	☑	NA	☐

Sample Receipt Information

Custody seals intact on shipping container/cooler?	Yes	☐	No	☐	NA	☑
Custody seals intact on sample bottles?	Yes	☐	No	☐	NA	☑
Shipping container/cooler in good condition?	Yes	☑	No	☐		
Samples in proper containers/bottles?	Yes	☑	No	☐		
Sample containers intact?	Yes	☑	No	☐		
Sufficient sample volume for indicated test?	Yes	☑	No	☐		

Sample Preservation and Hold Time (HT) Information

All samples received within holding time?	Yes	☑	No	☐	NA	☐
Samples Received on Ice?	Yes	☑	No	☐		
(Ice Type: WET ICE)						
Sample/Temp Blank temperature	Temp: 0.3°C				NA	☐
ZHS conditional analyses: VOA meets zero headspace requirement (VOCs, TPHg/BTEX, RSK)?	Yes	☑	No	☐	NA	☐
Sample labels checked for correct preservation?	Yes	☑	No	☐		
pH acceptable upon receipt (Metal: <2)?	Yes	☐	No	☐	NA	☑

UCMR Samples:

pH tested and acceptable upon receipt (200.7: ≤2; 533: 6 - 8; 537.1: 6 - 8)?	Yes	☐	No	☐	NA	☑
Free Chlorine tested and acceptable upon receipt (<0.1mg/L) [not applicable to 200.7]?	Yes	☐	No	☐	NA	☑

Comments:

Enthalpy Analytical
931 West Barkley Ave
Orange, CA 92868
(714) 771-6900

enthalpy.com

Lab Job Number : 551157
Report Level : II
Report Date : 01/30/2026

Analytical Report *prepared for:*

Dylan Smith
Waste Connections
Chiquita Canyon Landfill
29201 Henry Mayo Drive
Castaic, CA 91384

Project: GW MONITORING - CCLF Groundwater - Quarterly MPARS

Authorized for release by:

David Tripp, Project Manager
657-581-4710
david.tripp@enthalpy.com

This data package has been reviewed for technical correctness and completeness. Release of this data has been authorized by the Laboratory Manager or the Manager's designee, as verified by the above signature which applies to this PDF file as well as any associated electronic data deliverable files. The results contained in this report meet all requirements of NELAP and pertain only to those samples which were submitted for analysis. This report may be reproduced only in its entirety.

CA ELAP# 1338, CA ELAP #1338-S1, NELAP# 4038, SCAQMD LAP# 18LA0518, LACSD ID# 10105, ORELAP# 4197

ENTHALPY ANALYTICAL

Sample Summary

Dylan Smith
Waste Connections
Chiquita Canyon Landfill
29201 Henry Mayo Drive
Castaic, CA 91384

Lab Job #: 551157
Project No: GW MONITORING
Location: CCLF Groundwater - Quarterly MPARS
Date Received: 01/20/26

Sample ID	Lab ID	Collected	Matrix
DW-29	551157-001	01/20/26 08:22	Water
DW-31	551157-002	01/20/26 09:15	Water
DW-1	551157-003	01/20/26 10:14	Water
DW-16	551157-004	01/20/26 11:10	Water
DW-3	551157-005	01/20/26 12:06	Water
QCFB	551157-006	01/20/26 08:24	Water
QCTB	551157-007	01/20/26 00:00	Water

Case Narrative

Waste Connections Chiquita Canyon Landfill 29201 Henry Mayo Drive Castaic, CA 91384 Dylan Smith	Lab Job Number: 551157 Project No: GW MONITORING Location: CCLF Groundwater - Quarterly MPARS Date Received: 01/20/26

This data package contains sample and QC results for seven water samples, requested for the above referenced project on 01/21/26. The samples were received in good condition.

Volatile Organics by GC/MS (EPA 8260B):
No analytical problems were encountered.

Semivolatile Organics by GC/MS SIM (EPA 8270C-SIM):
No analytical problems were encountered.

Total Organic Carbon by IR (SM 5310B):
No analytical problems were encountered.

Metals (EPA 6010B):

- Sodium was detected between the MDL and the RL in the method blank for batch 393187; this analyte was detected in samples at a level at least 10 times that of the blank.
- No other analytical problems were encountered.

Ion Chromatography (EPA 300.0):
No analytical problems were encountered.

Chemical Oxygen Demand by EPA 410.4 (EPA 410.4):
No analytical problems were encountered.

Alkalinity (SM2320B):
No analytical problems were encountered.

Sulfide (SM 4500-S2-D):
No analytical problems were encountered.

Total Dissolved Solids (TDS) (SM2540C):

- High RPD was observed for total dissolved solids in the SDUP for batch 393427; the parent sample was not a project sample.
- No other analytical problems were encountered.

Chemical Oxygen Demand (EPA 410.4):
No analytical problems were encountered.

Ammonia and TKN- Semi-Automated Method (SM 4500-NH3-G):
No analytical problems were encountered.

RSK-175 CO2 (RSK-175):
McCampbell Analytical, Inc. in Pittsburg, CA performed the analysis (see sublab report section for certifications). Please see the McCampbell Analytical, Inc. case narrative.

ENTHALPY ANALYTICAL

Chain of Custody Record

Lab No: 551157

Page: 1 of 1

Turn Around Time (rush by advanced notice only)

Standard:	X	5 Day:		3 Day:	
2 Day:		1 Day:		Custom TAT:	

Enthalpy Analytical

931 W Barkely Ave, Orange, CA 92868

(714) 771-6900

Matrix: A = Air S = Soil/Solid W = Water DW = Drinking Wate SD = Sediment PP = Pure Product SEA = Sea Water SW = Swab T = Tissue WP = Wipe O = Other

Preservatives: 1 = $Na_2S_2O_3$ 2 = HCl 3 = HNO_3 4 = H_2SO_4 5 = NaOH 6 = Other

Sample Receipt Temp: 2.6/3.0 3.5/3.9 IR15 TC1 (lab use only)

CUSTOMER INFORMATION		PROJECT INFORMATION	
Company:	Chiquita Canyon Landfill	Name:	Steve Cassulo
Report To:	Steve Cassulo	Number:	661-257-3655
Email:	Steven.Cassulo@wasteconnections.com	P.O. #:	
Address:	29201 Henry Mayo Drive	Address:	
	Castaic, CA, 91384		
Phone:	661-257-3655	Global ID:	L10003464243
Fax:		Sampled By:	Paul Chang

	Sample ID	Sampling Date	Sampling Time	Matrix	Container No. / Size	Pres.	VOCs (EPA 8260B)	1,4-Dioxane	Alkalinity, total	Bicarbonate as CaCO3	Ammonia-N, Nitrate-N	COD, Cl, SO4, TDS, TOC	B, Ca, Fe, K, Mg, Mn, Na	Bromide, Fluoride, Sulfide	Carbon dioxide
1	DW-29	1/20/26	822	GW	13	var.	X	X	X	X	X	X	X	X	X
2	DW-31		915				X	X	X	X	X	X	X	X	X
3	DW-1		1014				X	X	X	X	X	X	X	X	X
4	DW-16		1110				X	X	X	X	X	X	X	X	X
5	DW-3		1206				X	X	X	X	X	X	X	X	X
6	QCFB		824	FB	3		X								
7	QCTB	—	—	TB	2		X								
8															
9															
10															

Analysis Request

Test Instructions / Comments

Quarterly MPars

cc report to: pchang@changenvironmental.com Basic EDD & GeoTracker EDF

Login 551157

	Signature	Print Name	Company / Title	Date / Time
1 Relinquished By:		Paul Chang	CEI	1/20/26 13:30
1 Received By:		Alice F	EA/NV	1/20/26 13:30
2 Relinquished By:		Alice	EA/NV	1-21-26 9:00
2 Received By:		GEMA	EANV	1-21-26 9:00
3 Relinquished By:		GEMA	EANV	1-21-26 12:12
3 Received By:		Nicole Mendoza	EA	1-21-26 12:12

SAMPLE RECEIPT CHECKLIST

Section 1: General Info
Date Received: 1/20/26 WO# 551157 Client: Chiquita Canyon Landfill

Section 2: Shipping / Custody **Are custody seals present? ☐ Yes ☐ No**
Custody seals intact on arrival? ☐ N/A ☑ Yes ☐ No ☐ On cooler / box ☐ On samples
Shipping Info: Waki

Section 3a: Condition / Packaging ☐ **Outside 0.0 - 6.0°C (0.0 - 10.0°C for microbiology) (PM notified)**
Date Opened 1/20/26 By (initials) AXT Type of ice used : ☐ Wet ☑ Blue/Gel ☐ None
☐ Samples received on ice directly from the field; cooling process had begun. (if checked, skip temperatures)
☐ Sample matrix doesn't require cooling (e.g. air, bulk PCB). (if checked, skip temperatures)
If no cooler: Observed/Adjusted Temp (°C): ____ / ____ Thermometer/IR Gun: IR03 CF: +0.7
Cooler Temp (°C) #1: 17/16.4 #2: ____/____ #3: ____/____ #4: ____/____ #5: ____/____ #6: ____/____

Section 3b: Microbiology Samples ☐ **No microbiology samples submitted (skip 3b)**
☐ Within temp range 0.0 - 10.0°C or received on ice directly from field.
☐ Adequate headspace for microbiology analysis.

Section 3c: Air Samples ☐ **No air samples submitted (skip 3c)**
☐ 1.4L Canisters ☐ 6L Canisters ☐ Tedlar Bags ☐ MCE Cassettes ☐ Sorbent Tubes ☐ Other____

Section 4: Containers / Labels / Samples	YES	NO	N/A
1) Were custody papers present, filled properly, and legible?			
2) Is the sampler's name present on the CoC?			
3) Were containers received in good condition (unbroken / unopened / uncompromised)?			
4) Were the samples bagged? (required for microbiology samples; recommended for soil samples)			
5) Were all of, and only, the correct samples received?			
6) Are sample labels present, legible, and in agreement with the CoC?			
7) Does the container count match the CoC?			
8) Was sufficient sample volume / mass received for the analyses requested?			
9) Were samples received in proper containers for the analyses requested?			
10) Were samples received with > 1/2 holding time remaining?			
11) Are samples properly preserved as indicated by CoC / labels?	✓		
12) Unpreserved VOAs received - If necessary, was the hold time changed in LIMS?		✓	
13) Are VOA vials free from headspace/bubbles > 6mm?		✓	

Section 5: Explanations / Comments ☐ **PM notified**
Sample #1 DW-29 has only two unpreserved VOA: AXT

Date Logged 1/20/26 **By (print)** AXT **(sign)** [signature]
Date Labeled ____ **By (print)** ____ **(sign)** ____

SAMPLE RECEIPT CHECKLIST

Section 1: General Info

Date Received: 1/21/26 WO# 551157 Client: WASTECONNECTIONS

Section 2: Shipping / Custody **Are custody seals present?** ☐ Yes ☒ No

Custody seals intact on arrival? ■ N/A ☐ Yes ☐ No ☐ On cooler / box ☐ On samples

■ Courier ☐ Walk-In ☐ Field Sampling ☐ Shipping Info: _____

Section 3a: Condition / Packaging ☐ **Outside 0.0 - 6.0°C (0.0 - 10.0°C for microbiology) (PM notified)**

Date Opened 1/21/26 By (initials) GXO Type of ice used: ■ Wet ☐ Blue/Gel ☐ None

☐ Samples received on ice directly from the field; cooling process had begun. (if checked, skip temperatures)

☐ Sample matrix doesn't require cooling (e.g. air, bulk PCB). (if checked, skip temperatures)

If no cooler: Observed/Adjusted Temp (°C): _____ / _____ Thermometer/IR Gun: IR 15 CF: +0.4

Cooler Temp (°C) #1: 2.6 / 3.0 #2: 3.5 / 3.9 #3: ____ / ____ #4: ____ / ____ #5: ____ / ____ #6: ____ / ____

Section 3b: Microbiology Samples ■ **No microbiology samples submitted (skip 3b)**

☐ Within temp range 0.0 - 10.0°C or received on ice directly from field.

☐ Adequate headspace for microbiology analysis.

Section 3c: Air Samples ■ **No air samples submitted (skip 3c)**

☐ 1.4L Canisters ☐ 6L Canisters ☐ Tedlar Bags ☐ MCE Cassettes ☐ Sorbent Tubes ☐ Other _____

Section 4: Containers / Labels / Samples	YES	NO	N/A
1) Were custody papers present, filled properly, and legible?	X		
2) Is the sampler's name present on the CoC?	X		
3) Were containers received in good condition (unbroken / unopened / uncompromised)?	X		
4) Were the samples bagged? (required for microbiology samples; recommended for soil samples)			X
5) Were all of, and only, the correct samples received?	X		
6) Are sample labels present, legible, and in agreement with the CoC?	X		
7) Does the container count match the CoC?	~~A~~X		
8) Was sufficient sample volume / mass received for the analyses requested?	X		
9) Were samples received in proper containers for the analyses requested?	X		
10) Were samples received with > 1/2 holding time remaining?		X	
11) Are samples properly preserved as indicated by CoC / labels?	X		
12) Unpreserved VOAs received - If necessary, was the hold time changed in LIMS?		X	~~X~~ ① MLM 1-21-26
13) Are VOA vials free from headspace/bubbles > 6mm?	X		

Section 5: Explanations / Comments

(If no comments are made, then no discrepancies noted.)

4.10~~A~~: Nitrate is received w/ 1/2 holding time remaining

☐ **No additional discrepancies**

Date Logged 1/20/26 **By (print)** AXT **(sign)** NA

Date Labeled 1/20/26 **By (print)** AXT **(sign)** NA

ENTHALPY ANALYTICAL

Analysis Results for 551157

Dylan Smith
Waste Connections
Chiquita Canyon Landfill
29201 Henry Mayo Drive
Castaic, CA 91384

Lab Job #: 551157
Project No: GW MONITORING
Location: CCLF Groundwater - Quarterly MPARS
Date Received: 01/20/26

Sample ID: DW-29 **Lab ID: 551157-001** **Collected: 01/20/26 08:22**
Matrix: Water

551157-001 Analyte	Result	Qual	Units	RL	MDL	DF	Batch	Prepared	Analyzed	Chemist
Method: EPA 300.0 Prep Method: METHOD										
Fluoride	**0.37**		mg/L	0.20	0.073	1	393152	01/21/26 14:22	01/21/26 15:36	SSN
Chloride	**98**		mg/L	1.0	0.27	1	393152	01/21/26 14:22	01/21/26 15:36	SSN
Bromide	**0.34**		mg/L	0.30	0.060	1	393152	01/21/26 14:22	01/21/26 15:36	SSN
Nitrogen, Nitrate	**2.1**		mg/L	0.10	0.05	1	393152	01/21/26 14:22	01/21/26 15:36	SSN
Sulfate	**420**		mg/L	10	1.8	10	393152	01/21/26 14:22	01/21/26 15:54	SSN
Method: EPA 350.1 Prep Method: METHOD										
Ammonia-N	ND		mg/L	0.10	0.068	1	393823	01/28/26	01/29/26	CKN
Method: EPA 410.4 Prep Method: EPA 410.4										
Chemical Oxygen Demand	**16**		mg/L	4.0	2.0	1	393241	01/22/26	01/22/26	ARM
Method: EPA 6010B Prep Method: EPA 3015A										
Boron	**0.37**		mg/L	0.050	0.0090	1	393187	01/21/26	01/21/26	DXC
Calcium	**73**		mg/L	0.10	0.0095	1	393187	01/21/26	01/21/26	DXC
Iron	**0.037**	J	mg/L	0.050	0.017	1	393187	01/21/26	01/21/26	DXC
Magnesium	**10**		mg/L	0.10	0.017	1	393187	01/21/26	01/21/26	DXC
Manganese	**0.13**		mg/L	0.010	0.00075	1	393187	01/21/26	01/21/26	DXC
Potassium	**1.5**		mg/L	0.50	0.20	1	393187	01/21/26	01/21/26	DXC
Sodium	**230**		mg/L	0.50	0.017	1	393187	01/21/26	01/21/26	DXC
Method: EPA 8260B Prep Method: EPA 5030B										
Freon 12	ND		ug/L	1.0	0.1	1	393200	01/21/26	01/21/26	ZST
Chloromethane	ND		ug/L	1.0	0.2	1	393200	01/21/26	01/21/26	ZST
Vinyl Chloride	ND		ug/L	0.5	0.1	1	393200	01/21/26	01/21/26	ZST
1,1-Dichloroethene	ND		ug/L	0.5	0.08	1	393200	01/21/26	01/21/26	ZST
Methylene Chloride	ND		ug/L	10	0.2	1	393200	01/21/26	01/21/26	ZST
1,1-Dichloroethane	ND		ug/L	0.5	0.1	1	393200	01/21/26	01/21/26	ZST
cis-1,2-Dichloroethene	ND		ug/L	0.5	0.09	1	393200	01/21/26	01/21/26	ZST
1,2-Dichloroethane	ND		ug/L	0.5	0.1	1	393200	01/21/26	01/21/26	ZST
Benzene	ND		ug/L	0.5	0.1	1	393200	01/21/26	01/21/26	ZST
Trichloroethene	ND		ug/L	0.5	0.1	1	393200	01/21/26	01/21/26	ZST
Tetrachloroethene	ND		ug/L	0.5	0.1	1	393200	01/21/26	01/21/26	ZST
1,4-Dichlorobenzene	ND		ug/L	0.5	0.2	1	393200	01/21/26	01/21/26	ZST
Surrogates				**Limits**						
Dibromofluoromethane	106%		%REC	70-130		1	393200	01/21/26	01/21/26	ZST
1,2-Dichloroethane-d4	115%		%REC	70-130		1	393200	01/21/26	01/21/26	ZST
Toluene-d8	95%		%REC	70-130		1	393200	01/21/26	01/21/26	ZST
Bromofluorobenzene	97%		%REC	70-130		1	393200	01/21/26	01/21/26	ZST

Results for any subcontracted analyses are not included in this section.

ENTHALPY ANALYTICAL

Analysis Results for 551157

551157-001 Analyte	Result	Qual	Units	RL	MDL	DF	Batch	Prepared	Analyzed	Chemist
Method: EPA 8270C-SIM Prep Method: EPA 3535										
1,4-Dioxane	ND		ug/L	1.0	0.87	1	393612	01/27/26	01/28/26	MSS
Surrogates				**Limits**						
1,4-Dioxane-d8 (SUR)	98%		%REC	80-120		1	393612	01/27/26	01/28/26	MSS
Method: SM 4500-S2-D Prep Method: METHOD										
Sulfide	ND		mg/L	0.10		1	393338	01/22/26	01/22/26	TXC
Method: SM 5310B Prep Method: SM 5310B										
Total Organic Carbon	**7.6**		mg/L	1.0	0.49	1	393301	01/22/26	01/22/26	BDR
Method: SM2320B Prep Method: METHOD										
Alkalinity, Bicarbonate, as CaCO3	**320**		mg/L	5.0		2.5	393948	01/30/26	01/30/26	ARM
Alkalinity, Total as CaCO3	**320**		mg/L	5.0		2.5	393948	01/30/26	01/30/26	ARM
Method: SM2540C Prep Method: METHOD										
Total Dissolved Solids	**1,000**		mg/L	20		2	393427	01/23/26	01/26/26	CDR

Results for any subcontracted analyses are not included in this section.

ENTHALPY ANALYTICAL

Analysis Results for 551157

Sample ID: DW-31	Lab ID: 551157-002	Collected: 01/20/26 09:15
	Matrix: Water	

551157-002 Analyte	Result	Qual	Units	RL	MDL	DF	Batch	Prepared	Analyzed	Chemist
Method: EPA 300.0 Prep Method: METHOD										
Fluoride	**0.21**		mg/L	0.20	0.073	1	393152	01/21/26 14:22	01/21/26 16:47	SSN
Chloride	**84**		mg/L	1.0	0.27	1	393152	01/21/26 14:22	01/21/26 16:47	SSN
Bromide	**0.45**		mg/L	0.30	0.060	1	393152	01/21/26 14:22	01/21/26 16:47	SSN
Nitrogen, Nitrate	**0.65**		mg/L	0.10	0.05	1	393152	01/21/26 14:22	01/21/26 16:47	SSN
Sulfate	**400**		mg/L	10	1.8	10	393152	01/21/26 14:22	01/21/26 17:05	SSN
Method: EPA 350.1 Prep Method: METHOD										
Ammonia-N	ND		mg/L	0.10	0.068	1	393823	01/28/26	01/29/26	CKN
Method: EPA 410.4 Prep Method: EPA 410.4										
Chemical Oxygen Demand	**23**		mg/L	4.0	2.0	1	393241	01/22/26	01/22/26	ARM
Method: EPA 6010B Prep Method: EPA 3015A										
Boron	**0.51**		mg/L	0.050	0.0090	1	393187	01/21/26	01/21/26	DXC
Calcium	**170**		mg/L	0.10	0.0095	1	393187	01/21/26	01/21/26	DXC
Iron	ND		mg/L	0.050	0.017	1	393187	01/21/26	01/21/26	DXC
Magnesium	**31**		mg/L	0.10	0.017	1	393187	01/21/26	01/21/26	DXC
Manganese	**0.18**		mg/L	0.010	0.00075	1	393187	01/21/26	01/21/26	DXC
Potassium	**1.5**		mg/L	0.50	0.20	1	393187	01/21/26	01/21/26	DXC
Sodium	**120**		mg/L	0.50	0.017	1	393187	01/21/26	01/21/26	DXC
Method: EPA 8260B Prep Method: EPA 5030B										
Freon 12	ND		ug/L	1.0	0.1	1	393200	01/21/26	01/21/26	ZST
Chloromethane	ND		ug/L	1.0	0.2	1	393200	01/21/26	01/21/26	ZST
Vinyl Chloride	ND		ug/L	0.5	0.1	1	393200	01/21/26	01/21/26	ZST
1,1-Dichloroethene	ND		ug/L	0.5	0.08	1	393200	01/21/26	01/21/26	ZST
Methylene Chloride	ND		ug/L	10	0.2	1	393200	01/21/26	01/21/26	ZST
1,1-Dichloroethane	ND		ug/L	0.5	0.1	1	393200	01/21/26	01/21/26	ZST
cis-1,2-Dichloroethene	ND		ug/L	0.5	0.09	1	393200	01/21/26	01/21/26	ZST
1,2-Dichloroethane	ND		ug/L	0.5	0.1	1	393200	01/21/26	01/21/26	ZST
Benzene	ND		ug/L	0.5	0.1	1	393200	01/21/26	01/21/26	ZST
Trichloroethene	ND		ug/L	0.5	0.1	1	393200	01/21/26	01/21/26	ZST
Tetrachloroethene	ND		ug/L	0.5	0.1	1	393200	01/21/26	01/21/26	ZST
1,4-Dichlorobenzene	ND		ug/L	0.5	0.2	1	393200	01/21/26	01/21/26	ZST
Surrogates				**Limits**						
Dibromofluoromethane	101%		%REC	70-130		1	393200	01/21/26	01/21/26	ZST
1,2-Dichloroethane-d4	108%		%REC	70-130		1	393200	01/21/26	01/21/26	ZST
Toluene-d8	96%		%REC	70-130		1	393200	01/21/26	01/21/26	ZST
Bromofluorobenzene	99%		%REC	70-130		1	393200	01/21/26	01/21/26	ZST
Method: EPA 8270C-SIM Prep Method: EPA 3535										
1,4-Dioxane	**4.1**		ug/L	1.0	0.87	1	393612	01/27/26	01/28/26	MSS
Surrogates				**Limits**						
1,4-Dioxane-d8 (SUR)	98%		%REC	80-120		1	393612	01/27/26	01/28/26	MSS

Results for any subcontracted analyses are not included in this section.

Analysis Results for 551157

551157-002 Analyte	Result	Qual	Units	RL	MDL	DF	Batch	Prepared	Analyzed	Chemist
Method: SM 4500-S2-D Prep Method: METHOD										
Sulfide	ND		mg/L	0.10		1	393476	01/24/26	01/24/26	TXC
Method: SM 5310B Prep Method: SM 5310B										
Total Organic Carbon	**9.3**		mg/L	1.0	0.49	1	393301	01/22/26	01/22/26	BDR
Method: SM2320B Prep Method: METHOD										
Alkalinity, Bicarbonate, as CaCO3	**500**		mg/L	5.0		2.5	393948	01/30/26	01/30/26	ARM
Alkalinity, Total as CaCO3	**500**		mg/L	5.0		2.5	393948	01/30/26	01/30/26	ARM
Method: SM2540C Prep Method: METHOD										
Total Dissolved Solids	**1,000**		mg/L	20		2	393427	01/23/26	01/26/26	CDR

Results for any subcontracted analyses are not included in this section.

ENTHALPY ANALYTICAL

Analysis Results for 551157

Sample ID: DW-1	Lab ID: 551157-003	Collected: 01/20/26 10:14
	Matrix: Water	

551157-003 Analyte	Result	Qual	Units	RL	MDL	DF	Batch	Prepared	Analyzed	Chemist
Method: EPA 300.0 Prep Method: METHOD										
Fluoride	**0.77**		mg/L	0.20	0.073	1	393152	01/21/26 14:22	01/21/26 19:10	SSN
Chloride	**120**		mg/L	1.0	0.27	1	393152	01/21/26 14:22	01/21/26 19:10	SSN
Bromide	**0.31**		mg/L	0.30	0.060	1	393152	01/21/26 14:22	01/21/26 19:10	SSN
Nitrogen, Nitrate	ND		mg/L	0.10	0.05	1	393152	01/21/26 14:22	01/21/26 19:10	SSN
Sulfate	**410**		mg/L	10	1.8	10	393152	01/21/26 14:22	01/21/26 19:28	SSN
Method: EPA 350.1 Prep Method: METHOD										
Ammonia-N	ND		mg/L	0.10	0.068	1	393823	01/28/26	01/29/26	CKN
Method: EPA 410.4 Prep Method: EPA 410.4										
Chemical Oxygen Demand	ND		mg/L	4.0	2.0	1	393241	01/22/26	01/22/26	ARM
Method: EPA 6010B Prep Method: EPA 3015A										
Boron	**0.23**		mg/L	0.050	0.0090	1	393187	01/21/26	01/21/26	DXC
Calcium	**61**		mg/L	0.10	0.0095	1	393187	01/21/26	01/21/26	DXC
Iron	ND		mg/L	0.050	0.017	1	393187	01/21/26	01/21/26	DXC
Magnesium	**12**		mg/L	0.10	0.017	1	393187	01/21/26	01/21/26	DXC
Manganese	**0.051**		mg/L	0.010	0.00075	1	393187	01/21/26	01/21/26	DXC
Potassium	**2.6**		mg/L	0.50	0.20	1	393187	01/21/26	01/21/26	DXC
Sodium	**230**		mg/L	0.50	0.017	1	393187	01/21/26	01/21/26	DXC
Method: EPA 8260B Prep Method: EPA 5030B										
Freon 12	ND		ug/L	1.0	0.1	1	393200	01/21/26	01/21/26	ZST
Chloromethane	ND		ug/L	1.0	0.2	1	393200	01/21/26	01/21/26	ZST
Vinyl Chloride	ND		ug/L	0.5	0.1	1	393200	01/21/26	01/21/26	ZST
1,1-Dichloroethene	ND		ug/L	0.5	0.08	1	393200	01/21/26	01/21/26	ZST
Methylene Chloride	ND		ug/L	10	0.2	1	393200	01/21/26	01/21/26	ZST
1,1-Dichloroethane	ND		ug/L	0.5	0.1	1	393200	01/21/26	01/21/26	ZST
cis-1,2-Dichloroethene	ND		ug/L	0.5	0.09	1	393200	01/21/26	01/21/26	ZST
1,2-Dichloroethane	ND		ug/L	0.5	0.1	1	393200	01/21/26	01/21/26	ZST
Benzene	ND		ug/L	0.5	0.1	1	393200	01/21/26	01/21/26	ZST
Trichloroethene	ND		ug/L	0.5	0.1	1	393200	01/21/26	01/21/26	ZST
Tetrachloroethene	**0.2**	J	ug/L	0.5	0.1	1	393200	01/21/26	01/21/26	ZST
1,4-Dichlorobenzene	ND		ug/L	0.5	0.2	1	393200	01/21/26	01/21/26	ZST
Surrogates				**Limits**						
Dibromofluoromethane	102%		%REC	70-130		1	393200	01/21/26	01/21/26	ZST
1,2-Dichloroethane-d4	110%		%REC	70-130		1	393200	01/21/26	01/21/26	ZST
Toluene-d8	96%		%REC	70-130		1	393200	01/21/26	01/21/26	ZST
Bromofluorobenzene	99%		%REC	70-130		1	393200	01/21/26	01/21/26	ZST
Method: EPA 8270C-SIM Prep Method: EPA 3535										
1,4-Dioxane	ND		ug/L	1.0	0.87	1	393612	01/27/26	01/28/26	MSS
Surrogates				**Limits**						
1,4-Dioxane-d8 (SUR)	97%		%REC	80-120		1	393612	01/27/26	01/28/26	MSS

Results for any subcontracted analyses are not included in this section.

Analysis Results for 551157

551157-003 Analyte	Result	Qual	Units	RL	MDL	DF	Batch	Prepared	Analyzed	Chemist
Method: SM 4500-S2-D Prep Method: METHOD										
Sulfide	ND		mg/L	0.10		1	393338	01/22/26	01/22/26	TXC
Method: SM 5310B Prep Method: SM 5310B										
Total Organic Carbon	**1.1**		mg/L	1.0	0.49	1	393301	01/22/26	01/22/26	BDR
Method: SM2320B Prep Method: METHOD										
Alkalinity, Bicarbonate, as CaCO3	**210**		mg/L	5.0		2.5	393948	01/30/26	01/30/26	ARM
Alkalinity, Total as CaCO3	**210**		mg/L	5.0		2.5	393948	01/30/26	01/30/26	ARM
Method: SM2540C Prep Method: METHOD										
Total Dissolved Solids	**920**		mg/L	20		2	393427	01/23/26	01/26/26	CDR

Results for any subcontracted analyses are not included in this section.

ENTHALPY ANALYTICAL

Analysis Results for 551157

Sample ID: DW-16	Lab ID: 551157-004	Collected: 01/20/26 11:10
	Matrix: Water	

551157-004 Analyte	Result	Qual	Units	RL	MDL	DF	Batch	Prepared	Analyzed	Chemist
Method: EPA 300.0 Prep Method: METHOD										
Fluoride	**0.46**		mg/L	0.20	0.073	1	393152	01/21/26 14:22	01/21/26 20:57	SSN
Chloride	**100**		mg/L	1.0	0.27	1	393152	01/21/26 14:22	01/21/26 20:57	SSN
Bromide	**0.22**	J	mg/L	0.30	0.060	1	393152	01/21/26 14:22	01/21/26 20:57	SSN
Nitrogen, Nitrate	**2.1**		mg/L	0.10	0.05	1	393152	01/21/26 14:22	01/21/26 20:57	SSN
Sulfate	**230**		mg/L	10	1.8	10	393152	01/21/26 14:22	01/21/26 21:15	SSN
Method: EPA 350.1 Prep Method: METHOD										
Ammonia-N	ND		mg/L	0.10	0.068	1	393823	01/28/26	01/29/26	CKN
Method: EPA 410.4 Prep Method: EPA 410.4										
Chemical Oxygen Demand	**3.0**	J	mg/L	4.0	2.0	1	393241	01/22/26	01/22/26	ARM
Method: EPA 6010B Prep Method: EPA 3015A										
Boron	**0.15**		mg/L	0.050	0.0090	1	393187	01/21/26	01/21/26	DXC
Calcium	**9.0**		mg/L	0.10	0.0095	1	393187	01/21/26	01/21/26	DXC
Iron	ND		mg/L	0.050	0.017	1	393187	01/21/26	01/21/26	DXC
Magnesium	**2.9**		mg/L	0.10	0.017	1	393187	01/21/26	01/21/26	DXC
Manganese	**0.0020**	J	mg/L	0.010	0.00075	1	393187	01/21/26	01/21/26	DXC
Potassium	**1.2**		mg/L	0.50	0.20	1	393187	01/21/26	01/21/26	DXC
Sodium	**250**		mg/L	0.50	0.017	1	393187	01/21/26	01/21/26	DXC
Method: EPA 8260B Prep Method: EPA 5030B										
Freon 12	**0.2**	J	ug/L	1.0	0.1	1	393200	01/21/26	01/21/26	ZST
Chloromethane	ND		ug/L	1.0	0.2	1	393200	01/21/26	01/21/26	ZST
Vinyl Chloride	ND		ug/L	0.5	0.1	1	393200	01/21/26	01/21/26	ZST
1,1-Dichloroethene	ND		ug/L	0.5	0.08	1	393200	01/21/26	01/21/26	ZST
Methylene Chloride	**1.2**	J	ug/L	10	0.2	1	393200	01/21/26	01/21/26	ZST
1,1-Dichloroethane	**1.3**		ug/L	0.5	0.1	1	393200	01/21/26	01/21/26	ZST
cis-1,2-Dichloroethene	**2.0**		ug/L	0.5	0.09	1	393200	01/21/26	01/21/26	ZST
1,2-Dichloroethane	ND		ug/L	0.5	0.1	1	393200	01/21/26	01/21/26	ZST
Benzene	**0.3**	J	ug/L	0.5	0.1	1	393200	01/21/26	01/21/26	ZST
Trichloroethene	**0.5**		ug/L	0.5	0.1	1	393200	01/21/26	01/21/26	ZST
Tetrachloroethene	**0.3**	J	ug/L	0.5	0.1	1	393200	01/21/26	01/21/26	ZST
1,4-Dichlorobenzene	**1.0**		ug/L	0.5	0.2	1	393200	01/21/26	01/21/26	ZST
Surrogates				**Limits**						
Dibromofluoromethane	102%		%REC	70-130		1	393200	01/21/26	01/21/26	ZST
1,2-Dichloroethane-d4	112%		%REC	70-130		1	393200	01/21/26	01/21/26	ZST
Toluene-d8	95%		%REC	70-130		1	393200	01/21/26	01/21/26	ZST
Bromofluorobenzene	96%		%REC	70-130		1	393200	01/21/26	01/21/26	ZST
Method: EPA 8270C-SIM Prep Method: EPA 3535										
1,4-Dioxane	ND		ug/L	1.0	0.87	1	393612	01/27/26	01/28/26	MSS
Surrogates				**Limits**						
1,4-Dioxane-d8 (SUR)	98%		%REC	80-120		1	393612	01/27/26	01/28/26	MSS

Results for any subcontracted analyses are not included in this section.

ENTHALPY ANALYTICAL

Analysis Results for 551157

551157-004 Analyte	Result	Qual	Units	RL	MDL	DF	Batch	Prepared	Analyzed	Chemist
Method: SM 4500-S2-D Prep Method: METHOD										
Sulfide	ND		mg/L	0.10		1	393338	01/22/26	01/22/26	TXC
Method: SM 5310B Prep Method: SM 5310B										
Total Organic Carbon	**1.8**		mg/L	1.0	0.49	1	393301	01/22/26	01/22/26	BDR
Method: SM2320B Prep Method: METHOD										
Alkalinity, Bicarbonate, as CaCO3	**330**		mg/L	5.0		2.5	393948	01/30/26	01/30/26	ARM
Alkalinity, Total as CaCO3	**330**		mg/L	5.0		2.5	393948	01/30/26	01/30/26	ARM
Method: SM2540C Prep Method: METHOD										
Total Dissolved Solids	**790**		mg/L	20		2	393427	01/23/26	01/26/26	CDR

Results for any subcontracted analyses are not included in this section.

ENTHALPY ANALYTICAL

Analysis Results for 551157

Sample ID: DW-3	Lab ID: 551157-005	Collected: 01/20/26 12:06
	Matrix: Water	

551157-005 Analyte	Result	Qual	Units	RL	MDL	DF	Batch	Prepared	Analyzed	Chemist
Method: EPA 300.0 Prep Method: METHOD										
Fluoride	**0.58**		mg/L	0.20	0.073	1	393152	01/21/26 14:22	01/22/26 01:33	SSN
Chloride	**67**		mg/L	1.0	0.27	1	393152	01/21/26 14:22	01/22/26 01:33	SSN
Bromide	**0.26**	J	mg/L	0.30	0.060	1	393152	01/21/26 14:22	01/22/26 01:33	SSN
Nitrogen, Nitrate	**6.0**		mg/L	0.10	0.05	1	393152	01/21/26 14:22	01/22/26 01:33	SSN
Sulfate	**120**		mg/L	10	1.8	10	393152	01/21/26 14:22	01/22/26 02:26	SSN
Method: EPA 350.1 Prep Method: METHOD										
Ammonia-N	ND		mg/L	0.10	0.068	1	393823	01/28/26	01/29/26	CKN
Method: EPA 410.4 Prep Method: EPA 410.4										
Chemical Oxygen Demand	ND		mg/L	4.0	2.0	1	393241	01/22/26	01/22/26	ARM
Method: EPA 6010B Prep Method: EPA 3015A										
Boron	**0.33**		mg/L	0.050	0.0090	1	393187	01/21/26	01/21/26	DXC
Calcium	**44**		mg/L	0.10	0.0095	1	393187	01/21/26	01/21/26	DXC
Iron	ND		mg/L	0.050	0.017	1	393187	01/21/26	01/21/26	DXC
Magnesium	**5.6**		mg/L	0.10	0.017	1	393187	01/21/26	01/21/26	DXC
Manganese	**0.0025**	J	mg/L	0.010	0.00075	1	393187	01/21/26	01/21/26	DXC
Potassium	**1.7**		mg/L	0.50	0.20	1	393187	01/21/26	01/21/26	DXC
Sodium	**130**		mg/L	0.50	0.017	1	393187	01/21/26	01/21/26	DXC
Method: EPA 8260B Prep Method: EPA 5030B										
Freon 12	**5.3**		ug/L	1.0	0.1	1	393200	01/22/26	01/22/26	ZST
Chloromethane	ND		ug/L	1.0	0.2	1	393200	01/22/26	01/22/26	ZST
Vinyl Chloride	ND		ug/L	0.5	0.1	1	393200	01/22/26	01/22/26	ZST
1,1-Dichloroethene	ND		ug/L	0.5	0.08	1	393200	01/22/26	01/22/26	ZST
Methylene Chloride	ND		ug/L	10	0.2	1	393200	01/22/26	01/22/26	ZST
1,1-Dichloroethane	**0.4**	J	ug/L	0.5	0.1	1	393200	01/22/26	01/22/26	ZST
cis-1,2-Dichloroethene	ND		ug/L	0.5	0.09	1	393200	01/22/26	01/22/26	ZST
1,2-Dichloroethane	ND		ug/L	0.5	0.1	1	393200	01/22/26	01/22/26	ZST
Benzene	ND		ug/L	0.5	0.1	1	393200	01/22/26	01/22/26	ZST
Trichloroethene	**0.2**	J	ug/L	0.5	0.1	1	393200	01/22/26	01/22/26	ZST
Tetrachloroethene	**1.7**		ug/L	0.5	0.1	1	393200	01/22/26	01/22/26	ZST
1,4-Dichlorobenzene	ND		ug/L	0.5	0.2	1	393200	01/22/26	01/22/26	ZST
Surrogates				**Limits**						
Dibromofluoromethane	103%		%REC	70-130		1	393200	01/22/26	01/22/26	ZST
1,2-Dichloroethane-d4	111%		%REC	70-130		1	393200	01/22/26	01/22/26	ZST
Toluene-d8	95%		%REC	70-130		1	393200	01/22/26	01/22/26	ZST
Bromofluorobenzene	97%		%REC	70-130		1	393200	01/22/26	01/22/26	ZST
Method: EPA 8270C-SIM Prep Method: EPA 3535										
1,4-Dioxane	ND		ug/L	1.0	0.87	1	393612	01/27/26	01/28/26	MSS
Surrogates				**Limits**						
1,4-Dioxane-d8 (SUR)	100%		%REC	80-120		1	393612	01/27/26	01/28/26	MSS

Results for any subcontracted analyses are not included in this section.

ENTHALPY ANALYTICAL

Analysis Results for 551157

551157-005 Analyte	Result	Qual	Units	RL	MDL	DF	Batch	Prepared	Analyzed	Chemist
Method: SM 4500-S2-D Prep Method: METHOD										
Sulfide	ND		mg/L	0.10		1	393338	01/22/26	01/22/26	TXC
Method: SM 5310B Prep Method: SM 5310B										
Total Organic Carbon	**2.7**		mg/L	1.0	0.49	1	393301	01/22/26	01/22/26	BDR
Method: SM2320B Prep Method: METHOD										
Alkalinity, Bicarbonate, as CaCO3	**260**		mg/L	5.0		2.5	393948	01/30/26	01/30/26	ARM
Alkalinity, Total as CaCO3	**260**		mg/L	5.0		2.5	393948	01/30/26	01/30/26	ARM
Method: SM2540C Prep Method: METHOD										
Total Dissolved Solids	**530**		mg/L	20		2	393427	01/23/26	01/26/26	CDR

Sample ID: QCFB **Lab ID: 551157-006** **Collected: 01/20/26 08:24**
Matrix: Water

551157-006 Analyte	Result	Qual	Units	RL	MDL	DF	Batch	Prepared	Analyzed	Chemist
Method: EPA 8260B Prep Method: EPA 5030B										
Freon 12	ND		ug/L	1.0	0.1	1	393200	01/22/26	01/22/26	ZST
Chloromethane	ND		ug/L	1.0	0.2	1	393200	01/22/26	01/22/26	ZST
Vinyl Chloride	ND		ug/L	0.5	0.1	1	393200	01/22/26	01/22/26	ZST
1,1-Dichloroethene	ND		ug/L	0.5	0.08	1	393200	01/22/26	01/22/26	ZST
Methylene Chloride	**0.3**	J	ug/L	10	0.2	1	393200	01/22/26	01/22/26	ZST
1,1-Dichloroethane	ND		ug/L	0.5	0.1	1	393200	01/22/26	01/22/26	ZST
cis-1,2-Dichloroethene	ND		ug/L	0.5	0.09	1	393200	01/22/26	01/22/26	ZST
1,2-Dichloroethane	ND		ug/L	0.5	0.1	1	393200	01/22/26	01/22/26	ZST
Benzene	ND		ug/L	0.5	0.1	1	393200	01/22/26	01/22/26	ZST
Trichloroethene	ND		ug/L	0.5	0.1	1	393200	01/22/26	01/22/26	ZST
Tetrachloroethene	ND		ug/L	0.5	0.1	1	393200	01/22/26	01/22/26	ZST
1,4-Dichlorobenzene	ND		ug/L	0.5	0.2	1	393200	01/22/26	01/22/26	ZST
Surrogates				**Limits**						
Dibromofluoromethane	104%		%REC	70-130		1	393200	01/22/26	01/22/26	ZST
1,2-Dichloroethane-d4	114%		%REC	70-130		1	393200	01/22/26	01/22/26	ZST
Toluene-d8	93%		%REC	70-130		1	393200	01/22/26	01/22/26	ZST
Bromofluorobenzene	97%		%REC	70-130		1	393200	01/22/26	01/22/26	ZST

Results for any subcontracted analyses are not included in this section.

ENTHALPY ANALYTICAL

Analysis Results for 551157

Sample ID: QCTB	Lab ID: 551157-007	Collected: 01/20/26
	Matrix: Water	

551157-007 Analyte	Result	Qual	Units	RL	MDL	DF	Batch	Prepared	Analyzed	Chemist
Method: EPA 8260B Prep Method: EPA 5030B										
Freon 12	ND		ug/L	1.0	0.1	1	393200	01/22/26	01/22/26	ZST
Chloromethane	ND		ug/L	1.0	0.2	1	393200	01/22/26	01/22/26	ZST
Vinyl Chloride	ND		ug/L	0.5	0.1	1	393200	01/22/26	01/22/26	ZST
1,1-Dichloroethene	ND		ug/L	0.5	0.08	1	393200	01/22/26	01/22/26	ZST
Methylene Chloride	**0.4**	J	ug/L	10	0.2	1	393200	01/22/26	01/22/26	ZST
1,1-Dichloroethane	ND		ug/L	0.5	0.1	1	393200	01/22/26	01/22/26	ZST
cis-1,2-Dichloroethene	ND		ug/L	0.5	0.09	1	393200	01/22/26	01/22/26	ZST
1,2-Dichloroethane	ND		ug/L	0.5	0.1	1	393200	01/22/26	01/22/26	ZST
Benzene	ND		ug/L	0.5	0.1	1	393200	01/22/26	01/22/26	ZST
Trichloroethene	ND		ug/L	0.5	0.1	1	393200	01/22/26	01/22/26	ZST
Tetrachloroethene	ND		ug/L	0.5	0.1	1	393200	01/22/26	01/22/26	ZST
1,4-Dichlorobenzene	ND		ug/L	0.5	0.2	1	393200	01/22/26	01/22/26	ZST
Surrogates				**Limits**						
Dibromofluoromethane	106%		%REC	70-130		1	393200	01/22/26	01/22/26	ZST
1,2-Dichloroethane-d4	114%		%REC	70-130		1	393200	01/22/26	01/22/26	ZST
Toluene-d8	95%		%REC	70-130		1	393200	01/22/26	01/22/26	ZST
Bromofluorobenzene	98%		%REC	70-130		1	393200	01/22/26	01/22/26	ZST

J Estimated value
ND Not Detected

Results for any subcontracted analyses are not included in this section.

ENTHALPY ANALYTICAL

Batch QC

Type:	**Blank**	**Lab ID:**	**QC1332918**	**Batch:**	**393152**
Matrix:	**Water**	**Method:**	**EPA 300.0**	**Prep Method:**	**METHOD**

QC1332918 Analyte	Result	Qual	Units	RL	MDL	Prepared	Analyzed
Fluoride	ND		mg/L	0.20	0.073	01/21/26 14:22	01/21/26 15:00
Chloride	ND		mg/L	1.0	0.27	01/21/26 14:22	01/21/26 15:00
Bromide	ND		mg/L	0.30	0.060	01/21/26 14:22	01/21/26 15:00
Nitrogen, Nitrate	ND		mg/L	0.10	0.05	01/21/26 14:22	01/21/26 15:00
Sulfate	ND		mg/L	1.0	0.18	01/21/26 14:22	01/21/26 15:00

Type:	**Lab Control Sample**	**Lab ID:**	**QC1332919**	**Batch:**	**393152**
Matrix:	**Water**	**Method:**	**EPA 300.0**	**Prep Method:**	**METHOD**

QC1332919 Analyte	Result	Spiked	Units	Recovery	Qual	Limits
Fluoride	10.82	10.00	mg/L	108%		90-110
Chloride	51.07	50.00	mg/L	102%		90-110
Bromide	15.55	15.00	mg/L	104%		90-110
Nitrogen, Nitrate	4.695	4.518	mg/L	104%		90-110
Sulfate	26.94	25.00	mg/L	108%		90-110

Type:	**Matrix Spike**	**Lab ID:**	**QC1332921**	**Batch:**	**393152**
Matrix (Source ID):	**Water (551266-003)**	**Method:**	**EPA 300.0**	**Prep Method:**	**METHOD**

QC1332921 Analyte	Result	Source Sample Result	Spiked	Units	Recovery	Qual	Limits	DF
Fluoride	22.17	0.1348	20.00	mg/L	110%		80-129	1
Chloride	122.5	10.88	100.0	mg/L	112%		80-123	1
Bromide	16.11	0.07434	15.00	mg/L	107%		80-121	1
Nitrogen, Nitrate	9.809	0.07395	9.036	mg/L	108%		80-123	1
Sulfate	83.22	30.05	50.00	mg/L	106%		79-124	1

Type:	**Matrix Spike Duplicate**	**Lab ID:**	**QC1332922**	**Batch:**	**393152**
Matrix (Source ID):	**Water (551266-003)**	**Method:**	**EPA 300.0**	**Prep Method:**	**METHOD**

QC1332922 Analyte	Result	Source Sample Result	Spiked	Units	Recovery	Qual	Limits	RPD	RPD Lim	DF
Fluoride	22.28	0.1348	20.00	mg/L	111%		80-129	0	21	1
Chloride	123.1	10.88	100.0	mg/L	112%		80-123	0	20	1
Bromide	16.19	0.07434	15.00	mg/L	107%		80-121	0	20	1
Nitrogen, Nitrate	9.848	0.07395	9.036	mg/L	108%		80-123	0	20	1
Sulfate	83.37	30.05	50.00	mg/L	107%		79-124	0	20	1

Type:	**Blank**	**Lab ID:**	**QC1335238**	**Batch:**	**393823**
Matrix:	**Water**	**Method:**	**EPA 350.1**	**Prep Method:**	**METHOD**

QC1335238 Analyte	Result	Qual	Units	RL	MDL	Prepared	Analyzed
Ammonia-N	ND		mg/L	0.10	0.068	01/28/26	01/29/26

ENTHALPY ANALYTICAL

Batch QC

Type:	Lab Control Sample	Lab ID:	QC1335239	Batch:	393823
Matrix:	Water	Method:	EPA 350.1	Prep Method:	METHOD

QC1335239 Analyte	Result	Spiked	Units	Recovery	Qual	Limits
Ammonia-N	1.025	1.000	mg/L	103%		90-110

Type:	Matrix Spike	Lab ID:	QC1335243	Batch:	393823
Matrix (Source ID):	Water (551124-001)	Method:	EPA 350.1	Prep Method:	METHOD

QC1335243 Analyte	Result	Source Sample Result	Spiked	Units	Recovery	Qual	Limits	DF
Ammonia-N	1.032	ND	1.000	mg/L	103%		90-110	1

Type:	Matrix Spike Duplicate	Lab ID:	QC1335244	Batch:	393823
Matrix (Source ID):	Water (551124-001)	Method:	EPA 350.1	Prep Method:	METHOD

QC1335244 Analyte	Result	Source Sample Result	Spiked	Units	Recovery	Qual	Limits	RPD	RPD Lim	DF
Ammonia-N	0.9073	ND	1.000	mg/L	91%		90-110	13	20	1

Type:	Matrix Spike	Lab ID:	QC1335245	Batch:	393823
Matrix (Source ID):	Water (551124-002)	Method:	EPA 350.1	Prep Method:	METHOD

QC1335245 Analyte	Result	Source Sample Result	Spiked	Units	Recovery	Qual	Limits	DF
Ammonia-N	1.003	ND	1.000	mg/L	100%		90-110	1

Type:	Matrix Spike Duplicate	Lab ID:	QC1335246	Batch:	393823
Matrix (Source ID):	Water (551124-002)	Method:	EPA 350.1	Prep Method:	METHOD

QC1335246 Analyte	Result	Source Sample Result	Spiked	Units	Recovery	Qual	Limits	RPD	RPD Lim	DF
Ammonia-N	1.021	ND	1.000	mg/L	102%		90-110	2	20	1

Type:	Blank	Lab ID:	QC1333241	Batch:	393241
Matrix:	Water	Method:	EPA 410.4	Prep Method:	EPA 410.4

QC1333241 Analyte	Result	Qual	Units	RL	MDL	Prepared	Analyzed
Chemical Oxygen Demand	ND		mg/L	4.0	2.0	01/22/26	01/22/26

Type:	Lab Control Sample	Lab ID:	QC1333242	Batch:	393241
Matrix:	Water	Method:	EPA 410.4	Prep Method:	EPA 410.4

QC1333242 Analyte	Result	Spiked	Units	Recovery	Qual	Limits
Chemical Oxygen Demand	97.00	100.0	mg/L	97%		90-110

ENTHALPY ANALYTICAL

Batch QC

Type:	Matrix Spike	Lab ID:	QC1333243	Batch:	393241
Matrix (Source ID):	Water (550965-001)	Method:	EPA 410.4	Prep Method:	EPA 410.4

QC1333243 Analyte	Result	Source Sample Result	Spiked	Units	Recovery	Qual	Limits	DF
Chemical Oxygen Demand	110.0	23.00	100.0	mg/L	87%		75-125	2

Type:	Matrix Spike Duplicate	Lab ID:	QC1333244	Batch:	393241
Matrix (Source ID):	Water (550965-001)	Method:	EPA 410.4	Prep Method:	EPA 410.4

QC1333244 Analyte	Result	Source Sample Result	Spiked	Units	Recovery	Qual	Limits	RPD	RPD Lim	DF
Chemical Oxygen Demand	108.0	23.00	100.0	mg/L	85%		75-125	2	20	2

Type:	Matrix Spike	Lab ID:	QC1333245	Batch:	393241
Matrix (Source ID):	Water (551124-001)	Method:	EPA 410.4	Prep Method:	EPA 410.4

QC1333245 Analyte	Result	Source Sample Result	Spiked	Units	Recovery	Qual	Limits	DF
Chemical Oxygen Demand	92.00	ND	100.0	mg/L	92%		75-125	2

Type:	Matrix Spike Duplicate	Lab ID:	QC1333246	Batch:	393241
Matrix (Source ID):	Water (551124-001)	Method:	EPA 410.4	Prep Method:	EPA 410.4

QC1333246 Analyte	Result	Source Sample Result	Spiked	Units	Recovery	Qual	Limits	RPD	RPD Lim	DF
Chemical Oxygen Demand	90.00	ND	100.0	mg/L	90%		75-125	2	20	2

Type:	Blank	Lab ID:	QC1333051	Batch:	393187
Matrix:	Water	Method:	EPA 6010B	Prep Method:	EPA 3015A

QC1333051 Analyte	Result	Qual	Units	RL	MDL	Prepared	Analyzed
Boron	ND		mg/L	0.050	0.0090	01/21/26	01/21/26
Calcium	ND		mg/L	0.10	0.0095	01/21/26	01/21/26
Iron	ND		mg/L	0.020	0.017	01/21/26	01/21/26
Magnesium	ND		mg/L	0.10	0.017	01/21/26	01/21/26
Manganese	ND		mg/L	0.010	0.00075	01/21/26	01/21/26
Potassium	ND		mg/L	0.50	0.20	01/21/26	01/21/26
Sodium	0.026	J	mg/L	0.50	0.017	01/21/26	01/21/26

ENTHALPY ANALYTICAL

Batch QC

Type:	Matrix Spike	Lab ID:	QC1333052	Batch:	393187
Matrix (Source ID):	Water (551157-001)	Method:	EPA 6010B	Prep Method:	EPA 3015A

QC1333052 Analyte	Result	Source Sample Result	Spiked	Units	Recovery	Qual	Limits	DF
Boron	0.7445	0.3703	0.4000	mg/L	94%		75-125	1
Calcium	90.72	72.73	20.40	mg/L	88%		75-125	1
Iron	0.4116	0.03673	0.4000	mg/L	94%		75-125	1
Magnesium	28.88	9.999	20.40	mg/L	93%		75-125	1
Manganese	0.5303	0.1336	0.4000	mg/L	99%		75-125	1
Potassium	23.71	1.523	24.00	mg/L	92%		75-125	1
Sodium	244.2	228.9	20.40	mg/L	75%	NM	75-125	1

Type:	Matrix Spike Duplicate	Lab ID:	QC1333053	Batch:	393187
Matrix (Source ID):	Water (551157-001)	Method:	EPA 6010B	Prep Method:	EPA 3015A

QC1333053 Analyte	Result	Source Sample Result	Spiked	Units	Recovery	Qual	Limits	RPD	RPD Lim	DF
Boron	0.7365	0.3703	0.4000	mg/L	92%		75-125	1	20	1
Calcium	90.34	72.73	20.40	mg/L	86%		75-125	0	20	1
Iron	0.4064	0.03673	0.4000	mg/L	92%		75-125	1	22	1
Magnesium	28.45	9.999	20.40	mg/L	90%		75-125	2	20	1
Manganese	0.5304	0.1336	0.4000	mg/L	99%		75-125	0	20	1
Potassium	23.19	1.523	24.00	mg/L	90%		75-125	2	20	1
Sodium	243.8	228.9	20.40	mg/L	73%	NM	75-125	0	20	1

Type:	Lab Control Sample	Lab ID:	QC1333054	Batch:	393187
Matrix:	Water	Method:	EPA 6010B	Prep Method:	EPA 3015A

QC1333054 Analyte	Result	Spiked	Units	Recovery	Qual	Limits
Boron	0.3633	0.4000	mg/L	91%		80-120
Calcium	18.82	20.40	mg/L	92%		80-120
Iron	0.3793	0.4000	mg/L	95%		80-120
Magnesium	19.00	20.40	mg/L	93%		80-120
Manganese	0.3787	0.4000	mg/L	95%		80-120
Potassium	21.59	24.00	mg/L	90%		80-120
Sodium	18.43	20.40	mg/L	90%		80-120

ENTHALPY ANALYTICAL

Batch QC

Type:	**Serial Dilution**	**Lab ID:**	**QC1333071**	**Batch:**	**393187**
Matrix (Source ID):	**Water (551157-001)**	**Method:**	**EPA 6010B**	**Prep Method:**	**EPA 3015A**

QC1333071 Analyte	Result	Source Sample Result	Units	Qual	RPD	RPD Lim	DF
Boron	0.3649	0.3703	mg/L				5
Calcium	74.88	72.73	mg/L				5
Iron	ND	0.03673	mg/L				5
Magnesium	10.30	9.999	mg/L				5
Manganese	0.1340	0.1336	mg/L				5
Potassium	1.343	1.523	mg/L	J			5
Sodium	234.5	228.9	mg/L				5

Type:	**Lab Control Sample**	**Lab ID:**	**QC1333072**	**Batch:**	**393200**
Matrix:	**Water**	**Method:**	**EPA 8260B**	**Prep Method:**	**EPA 5030B**

QC1333072 Analyte	Result	Spiked	Units	Recovery	Qual	Limits
1,1-Dichloroethene	43.83	50.00	ug/L	88%		69-128
MTBE	51.22	50.00	ug/L	102%		66-125
Benzene	48.25	50.00	ug/L	96%		76-121
Trichloroethene	42.24	50.00	ug/L	84%		76-124
Toluene	44.09	50.00	ug/L	88%		76-120
Chlorobenzene	44.41	50.00	ug/L	89%		78-120
Surrogates						
Dibromofluoromethane	51.65	50.00	ug/L	103%		70-130
1,2-Dichloroethane-d4	54.86	50.00	ug/L	110%		70-130
Toluene-d8	46.44	50.00	ug/L	93%		70-130
Bromofluorobenzene	48.57	50.00	ug/L	97%		70-130

Type:	**Lab Control Sample Duplicate**	**Lab ID:**	**QC1333073**	**Batch:**	**393200**
Matrix:	**Water**	**Method:**	**EPA 8260B**	**Prep Method:**	**EPA 5030B**

QC1333073 Analyte	Result	Spiked	Units	Recovery	Qual	Limits	RPD	RPD Lim
1,1-Dichloroethene	54.05	50.00	ug/L	108%		69-128	21	23
MTBE	60.18	50.00	ug/L	120%		66-125	16	22
Benzene	59.30	50.00	ug/L	119%		76-121	21	21
Trichloroethene	46.20	50.00	ug/L	92%		76-124	9	22
Toluene	48.67	50.00	ug/L	97%		76-120	10	21
Chlorobenzene	48.79	50.00	ug/L	98%		78-120	9	20
Surrogates								
Dibromofluoromethane	57.99	50.00	ug/L	116%		70-130		
1,2-Dichloroethane-d4	61.40	50.00	ug/L	123%		70-130		
Toluene-d8	47.74	50.00	ug/L	95%		70-130		
Bromofluorobenzene	48.38	50.00	ug/L	97%		70-130		

ENTHALPY ANALYTICAL

Batch QC

Type:	Matrix Spike	Lab ID:	QC1333074	Batch:	393200
Matrix (Source ID):	Water (551157-001)	Method:	EPA 8260B	Prep Method:	EPA 5030B

QC1333074 Analyte	Result	Source Sample Result	Spiked	Units	Recovery	Qual	Limits	DF
1,1-Dichloroethene	20.12	ND	20.00	ug/L	101%		62-131	1
MTBE	22.68	ND	20.00	ug/L	113%		61-124	1
Benzene	22.03	ND	20.00	ug/L	110%		70-123	1
Trichloroethene	19.02	ND	20.00	ug/L	95%		65-131	1
Toluene	19.44	ND	20.00	ug/L	97%		69-120	1
Chlorobenzene	19.41	ND	20.00	ug/L	97%		72-121	1
Surrogates								
Dibromofluoromethane	53.14		50.00	ug/L	106%		70-130	1
1,2-Dichloroethane-d4	59.29		50.00	ug/L	119%		70-130	1
Toluene-d8	46.09		50.00	ug/L	92%		70-130	1
Bromofluorobenzene	48.29		50.00	ug/L	97%		70-130	1

Type:	Matrix Spike Duplicate	Lab ID:	QC1333075	Batch:	393200
Matrix (Source ID):	Water (551157-001)	Method:	EPA 8260B	Prep Method:	EPA 5030B

QC1333075 Analyte	Result	Source Sample Result	Spiked	Units	Recovery	Qual	Limits	RPD	RPD Lim	DF
1,1-Dichloroethene	18.76	ND	20.00	ug/L	94%		62-131	7	31	1
MTBE	21.29	ND	20.00	ug/L	106%		61-124	6	30	1
Benzene	20.52	ND	20.00	ug/L	103%		70-123	7	31	1
Trichloroethene	19.10	ND	20.00	ug/L	96%		65-131	0	31	1
Toluene	19.50	ND	20.00	ug/L	98%		69-120	0	29	1
Chlorobenzene	19.69	ND	20.00	ug/L	98%		72-121	1	29	1
Surrogates										
Dibromofluoromethane	51.27		50.00	ug/L	103%		70-130			1
1,2-Dichloroethane-d4	56.06		50.00	ug/L	112%		70-130			1
Toluene-d8	47.69		50.00	ug/L	95%		70-130			1
Bromofluorobenzene	49.81		50.00	ug/L	100%		70-130			1

ENTHALPY ANALYTICAL

Batch QC

Type: Blank	Lab ID: QC1333077	Batch: 393200
Matrix: Water	Method: EPA 8260B	Prep Method: EPA 5030B

QC1333077 Analyte	Result	Qual	Units	RL	MDL	Prepared	Analyzed
Freon 12	ND		ug/L	1.0	0.1	01/21/26	01/21/26
Chloromethane	ND		ug/L	1.0	0.2	01/21/26	01/21/26
Vinyl Chloride	ND		ug/L	0.5	0.1	01/21/26	01/21/26
1,1-Dichloroethene	ND		ug/L	0.5	0.08	01/21/26	01/21/26
Methylene Chloride	ND		ug/L	10	0.2	01/21/26	01/21/26
1,1-Dichloroethane	ND		ug/L	0.5	0.1	01/21/26	01/21/26
cis-1,2-Dichloroethene	ND		ug/L	0.5	0.09	01/21/26	01/21/26
1,2-Dichloroethane	ND		ug/L	0.5	0.1	01/21/26	01/21/26
Benzene	ND		ug/L	0.5	0.1	01/21/26	01/21/26
Trichloroethene	ND		ug/L	0.5	0.1	01/21/26	01/21/26
Tetrachloroethene	ND		ug/L	0.5	0.1	01/21/26	01/21/26
1,4-Dichlorobenzene	ND		ug/L	0.5	0.2	01/21/26	01/21/26
Surrogates				**Limits**			
Dibromofluoromethane	103%		%REC	70-130		01/21/26	01/21/26
1,2-Dichloroethane-d4	111%		%REC	70-130		01/21/26	01/21/26
Toluene-d8	94%		%REC	70-130		01/21/26	01/21/26
Bromofluorobenzene	98%		%REC	70-130		01/21/26	01/21/26

Type: Blank	Lab ID: QC1334550	Batch: 393612
Matrix: Water	Method: EPA 8270C-SIM	Prep Method: EPA 3535

QC1334550 Analyte	Result	Qual	Units	RL	MDL	Prepared	Analyzed
1,4-Dioxane	ND		ug/L	1.0	0.87	01/27/26	01/28/26
Surrogates				**Limits**			
1,4-Dioxane-d8 (SUR)	95%		%REC	80-120		01/27/26	01/28/26

Type: Lab Control Sample	Lab ID: QC1334551	Batch: 393612
Matrix: Water	Method: EPA 8270C-SIM	Prep Method: EPA 3535

QC1334551 Analyte	Result	Spiked	Units	Recovery	Qual	Limits
1,4-Dioxane	11.00	10.00	ug/L	110%		79-120
Surrogates						
1,4-Dioxane-d8 (SUR)	10.15	10.00	ug/L	101%		80-120

Type: Lab Control Sample Duplicate	Lab ID: QC1334552	Batch: 393612
Matrix: Water	Method: EPA 8270C-SIM	Prep Method: EPA 3535

QC1334552 Analyte	Result	Spiked	Units	Recovery	Qual	Limits	RPD	RPD Lim
1,4-Dioxane	9.646	10.00	ug/L	96%		79-120	13	20
Surrogates								
1,4-Dioxane-d8 (SUR)	9.940	10.00	ug/L	99%		80-120		

ENTHALPY ANALYTICAL

Batch QC

Type: Blank **Lab ID:** QC1334022 **Batch:** 393476
Matrix: Water **Method:** SM 4500-S2-D **Prep Method:** METHOD

QC1334022 Analyte	Result	Qual	Units	RL	MDL	Prepared	Analyzed
Sulfide	ND		mg/L	0.10		01/24/26	01/24/26

Type: Lab Control Sample **Lab ID:** QC1334023 **Batch:** 393476
Matrix: Water **Method:** SM 4500-S2-D **Prep Method:** METHOD

QC1334023 Analyte	Result	Spiked	Units	Recovery	Qual	Limits
Sulfide	0.9000	1.000	mg/L	90%		90-110

Type: Matrix Spike **Lab ID:** QC1334102 **Batch:** 393476
Matrix (Source ID): Water (551157-002) **Method:** SM 4500-S2-D **Prep Method:** METHOD

QC1334102 Analyte	Result	Source Sample Result	Spiked	Units	Recovery	Qual	Limits	DF
Sulfide	0.8000	ND	1.000	mg/L	80%		80-120	1

Type: Matrix Spike Duplicate **Lab ID:** QC1334103 **Batch:** 393476
Matrix (Source ID): Water (551157-002) **Method:** SM 4500-S2-D **Prep Method:** METHOD

QC1334103 Analyte	Result	Source Sample Result	Spiked	Units	Recovery	Qual	Limits	RPD	RPD Lim	DF
Sulfide	0.8000	ND	1.000	mg/L	80%		80-120	0	20	1

Type: Blank **Lab ID:** QC1333570 **Batch:** 393338
Matrix: Water **Method:** SM 4500-S2-D **Prep Method:** METHOD

QC1333570 Analyte	Result	Qual	Units	RL	MDL	Prepared	Analyzed
Sulfide	ND		mg/L	0.10		01/22/26	01/22/26

Type: Lab Control Sample **Lab ID:** QC1333571 **Batch:** 393338
Matrix: Water **Method:** SM 4500-S2-D **Prep Method:** METHOD

QC1333571 Analyte	Result	Spiked	Units	Recovery	Qual	Limits
Sulfide	0.9000	1.000	mg/L	90%		90-110

Type: Matrix Spike **Lab ID:** QC1333572 **Batch:** 393338
Matrix (Source ID): Drinking Water (551376-001) **Method:** SM 4500-S2-D **Prep Method:** METHOD

QC1333572 Analyte	Result	Source Sample Result	Spiked	Units	Recovery	Qual	Limits	DF
Sulfide	0.9000	ND	1.000	mg/L	90%		80-120	1

ENTHALPY ANALYTICAL

Batch QC

Type:	Matrix Spike Duplicate	Lab ID:	QC1333573	Batch:	393338
Matrix (Source ID):	Drinking Water (551376-001)	Method:	SM 4500-S2-D	Prep Method:	METHOD

QC1333573 Analyte	Result	Source Sample Result	Spiked	Units	Recovery	Qual	Limits	RPD	RPD Lim	DF
Sulfide	0.9000	ND	1.000	mg/L	90%		80-120	0	20	1

Type:	Blank	Lab ID:	QC1333432	Batch:	393301
Matrix:	Water	Method:	SM 5310B	Prep Method:	SM 5310B

QC1333432 Analyte	Result	Qual	Units	RL	MDL	Prepared	Analyzed
Total Organic Carbon	ND		mg/L	1.0	0.49	01/22/26	01/22/26

Type:	Lab Control Sample	Lab ID:	QC1333433	Batch:	393301
Matrix:	Water	Method:	SM 5310B	Prep Method:	SM 5310B

QC1333433 Analyte	Result	Spiked	Units	Recovery	Qual	Limits
Total Organic Carbon	23.41	25.00	mg/L	94%		85-115

Type:	Matrix Spike	Lab ID:	QC1333434	Batch:	393301
Matrix (Source ID):	Water (551124-001)	Method:	SM 5310B	Prep Method:	SM 5310B

QC1333434 Analyte	Result	Source Sample Result	Spiked	Units	Recovery	Qual	Limits	DF
Total Organic Carbon	27.93	0.8952	25.00	mg/L	108%		75-125	1

Type:	Matrix Spike Duplicate	Lab ID:	QC1333435	Batch:	393301
Matrix (Source ID):	Water (551124-001)	Method:	SM 5310B	Prep Method:	SM 5310B

QC1333435 Analyte	Result	Source Sample Result	Spiked	Units	Recovery	Qual	Limits	RPD	RPD Lim	DF
Total Organic Carbon	26.01	0.8952	25.00	mg/L	100%		75-125	7	25	1

Type:	Blank	Lab ID:	QC1335675	Batch:	393948
Matrix:	Water	Method:	SM2320B	Prep Method:	METHOD

QC1335675 Analyte	Result	Qual	Units	RL	MDL	Prepared	Analyzed
Alkalinity, Bicarbonate, as CaCO3	ND		mg/L	2.0		01/30/26	01/30/26
Alkalinity, Total as CaCO3	ND		mg/L	2.0		01/30/26	01/30/26

Type:	Lab Control Sample	Lab ID:	QC1335676	Batch:	393948
Matrix:	Water	Method:	SM2320B	Prep Method:	METHOD

QC1335676 Analyte	Result	Spiked	Units	Recovery	Qual	Limits
Alkalinity, Total as CaCO3	99.15	100.0	mg/L	99%		90-110

ENTHALPY ANALYTICAL

Batch QC

Type:	Sample Duplicate	Lab ID:	QC1335677	Batch:	393948
Matrix (Source ID):	Water (551157-001)	Method:	SM2320B	Prep Method:	METHOD

QC1335677 Analyte	Result	Source Sample Result	Units	Qual	RPD	RPD Lim	DF
Alkalinity, Bicarbonate, as CaCO3	315.3	324.9	mg/L		3	20	2.5
Alkalinity, Total as CaCO3	315.3	324.9	mg/L		3	20	2.5

Type:	Blank	Lab ID:	QC1333900	Batch:	393427
Matrix:	Water	Method:	SM2540C	Prep Method:	METHOD

QC1333900 Analyte	Result	Qual	Units	RL	MDL	Prepared	Analyzed
Total Dissolved Solids	ND		mg/L	20		01/23/26	01/26/26

Type:	Lab Control Sample	Lab ID:	QC1333901	Batch:	393427
Matrix:	Water	Method:	SM2540C	Prep Method:	METHOD

QC1333901 Analyte	Result	Spiked	Units	Recovery	Qual	Limits
Total Dissolved Solids	984.0	1000	mg/L	98%		90-110

Type:	Sample Duplicate	Lab ID:	QC1333903	Batch:	393427
Matrix (Source ID):	Drinking Water (551307-007)	Method:	SM2540C	Prep Method:	METHOD

QC1333903 Analyte	Result	Source Sample Result	Units	Qual	RPD	RPD Lim	DF
Total Dissolved Solids	112.0	94.00	mg/L		17*	5	2

Type:	Sample Duplicate	Lab ID:	QC1333904	Batch:	393427
Matrix (Source ID):	Drinking Water (551373-001)	Method:	SM2540C	Prep Method:	METHOD

QC1333904 Analyte	Result	Source Sample Result	Units	Qual	RPD	RPD Lim	DF
Total Dissolved Solids	162.0	156.0	mg/L		4	5	2

* Value is outside QC limits
J Estimated value
ND Not Detected
NM Not Meaningful

Laboratory Job Number 551157

Subcontracted Products

McCampbell Analytical, Inc.

McCampbell Analytical, Inc.

"When Quality Counts"

Analytical Report

WorkOrder: 2601B62

Report Created for: Enthalpy Analytical

931 West Barkley Avenue
Orange, CA 92868

Project Contact: David Tripp
Project P.O.: 079649
Project: EO-551157

Project Location:
Project Received: 01/21/2026

Analytical Report reviewed & approved for release on 01/28/2026 by:

Jena Alfaro
Project Manager

McCampbell Analytical Inc. is not accredited for all the testing in this report. The report shall not be reproduced except in full, without the written approval of the laboratory. The analytical results relate only to the items tested.

1534 Willow Pass Rd. Pittsburg, CA 94565 ♦ TEL: (877) 252-9262 ♦ FAX: (925) 252-9269 ♦ www.mccampbell.com

McCampbell Analytical, Inc.
"When Quality Counts"

1534 Willow Pass Road, Pittsburg, CA 94565-1701
Toll Free Telephone: (877) 252-9262 / Fax: (925) 252-9269
http://www.mccampbell.com / E-mail: main@mccampbell.com

Glossary of Terms & Qualifier Definitions

Client: Enthalpy Analytical **WorkOrder:** 2601B62
Project: EO-551157

Glossary Abbreviation

%D	Serial Dilution Percent Difference
95% Interval	95% Confident Interval
CCV	Continuing Calibration Verification.
CCV REC (%)	% recovery of Continuing Calibration Verification.
CPT	Consumer Product Testing not NELAP Accredited
DF	Dilution Factor
DI WET	(DISTLC) Waste Extraction Test using DI water
DISS	Dissolved (direct analysis of 0.45 µm filtered and acidified water sample)
DLT	Dilution Test (Serial Dilution)
DUP	Duplicate
EDL	Estimated Detection Limit
ERS	External reference sample. Second source calibration verification.
ITEF	International Toxicity Equivalence Factor
LCS	Laboratory Control Sample
LCS2	Second LCS for the batch. Spike level is lower than that for the first LCS; applicable to method 1633.
LQL	Lowest Quantitation Level
MB	Method Blank
MB IS/SS % Rec	% Recovery of Internal Standard or Surrogate in Method Blank, if applicable
MB SS % Rec	% Recovery of Surrogate in Method Blank, if applicable
MDL	Method Detection Limit [1]
ML	Minimum Level of Quantitation
MS	Matrix Spike
MSD	Matrix Spike Duplicate
NA	Not Applicable
ND	Not detected at or above the indicated MDL or RL.
NR	Data Not Reported due to matrix interference or insufficient sample amount.
PDS	Post Digestion Spike
PF	Prep Factor
RD	Relative Difference
RL	Reporting Limit [2]
RPD	Relative Percent Difference
RRT	Relative Retention Time
RSD	Relative Standard Deviation
SNR	Surrogate is diluted out of the calibration range

[1] MDL is the minimum measured concentration of a substance that can be reported with 99% confidence that the measured concentration is distinguishable from method blank results. Definition and Procedure for the Determination of the Method Detection Limit, Revision 2, 40CFR, Part 136, Appendix B, EPA 821-R-16-006, December 2016. Values are based upon our default extraction volume/amount and are subject to change.

[2] RL is the lowest level that can be reliably determined within specified limits of precision and accuracy during routine laboratory operating conditions. (The RL cannot be lower than the lowest calibration standard used in the initial calibration of the instrument and must be greater than the MDL.) Values are based upon our default extraction volume/amount and are subject to change.

McCampbell Analytical, Inc.
"When Quality Counts"

1534 Willow Pass Road, Pittsburg, CA 94565-1701
Toll Free Telephone: (877) 252-9262 / Fax: (925) 252-9269
http://www.mccampbell.com / E-mail: main@mccampbell.com

Glossary of Terms & Qualifier Definitions

Client: Enthalpy Analytical **WorkOrder:** 2601B62

Project: EO-551157

SPK Val	Spike Value
SPKRef Val	Spike Reference Value
SPLP	Synthetic Precipitation Leachate Procedure
ST	Sorbent Tube
TCLP	Toxicity Characteristic Leachate Procedure
TEQ	Toxicity Equivalents
TNTC	“Too Numerous to Count;” greater than 250 colonies observed on the plate.
TPH-Diesel	Sample results for semi-volatile TPH (diesel, kerosene, oil, etc) were calculated using a background subtraction procedure to correct for instrument baseline rise (column bleed) as described in Sec 7.7.2.2 of EPA 8015 B, C.
TZA	TimeZone Net Adjustment for sample collected outside of MAI's Coordinated Universal Time (UTC). (Adjustment for Daylight Saving is not accounted.)
WET (STLC)	Waste Extraction Test (Soluble Threshold Limit Concentration)

McCampbell Analytical, Inc.
"When Quality Counts"

1534 Willow Pass Road, Pittsburg, CA 94565-1701
Toll Free Telephone: (877) 252-9262 / Fax: (925) 252-9269
http://www.mccampbell.com / E-mail: main@mccampbell.com

Analytical Report

Client:	Enthalpy Analytical	**WorkOrder:**	2601B62
Date Received:	01/21/2026 10:21	**Extraction Method:**	RSK175
Date Prepared:	01/23/2026	**Analytical Method:**	RSK175
Project:	EO-551157	**Unit:**	µg/L

Dissolved Carbon Dioxide by RSK 175

Client ID	Lab ID	Matrix	Date Collected	Instrument FileID	Batch ID
DW-29	2601B62-001A	Water	01/20/2026 08:22	GC26 0123260204.D	334387

Analytes	Result	MDL	RL	DF	Date Analyzed
Carbon Dioxide	**11,000**	500	500	10	01/23/2026 15:39

Analyst(s): CLO

Client ID	Lab ID	Matrix	Date Collected	Instrument FileID	Batch ID
DW-31	2601B62-002A	Water	01/20/2026 09:15	GC26 0123260205.D	334387

Analytes	Result	MDL	RL	DF	Date Analyzed
Carbon Dioxide	**49,000**	2500	2500	50	01/23/2026 16:09

Analyst(s): CLO

Client ID	Lab ID	Matrix	Date Collected	Instrument FileID	Batch ID
DW-1	2601B62-003A	Water	01/20/2026 10:14	GC26 0123260206.D	334387

Analytes	Result	MDL	RL	DF	Date Analyzed
Carbon Dioxide	**3400**	500	500	10	01/23/2026 17:02

Analyst(s): CLO

(Cont.)

McCampbell Analytical, Inc.
"When Quality Counts"

1534 Willow Pass Road, Pittsburg, CA 94565-1701
Toll Free Telephone: (877) 252-9262 / Fax: (925) 252-9269
http://www.mccampbell.com / E-mail: main@mccampbell.com

Analytical Report

Client:	Enthalpy Analytical	**WorkOrder:**	2601B62
Date Received:	01/21/2026 10:21	**Extraction Method:**	RSK175
Date Prepared:	01/23/2026	**Analytical Method:**	RSK175
Project:	EO-551157	**Unit:**	µg/L

Dissolved Carbon Dioxide by RSK 175

Client ID	Lab ID	Matrix	Date Collected	Instrument FileID	Batch ID
DW-16	2601B62-004A	Water	01/20/2026 11:10	GC26 0123260207.D	334387

Analytes	Result	MDL	RL	DF	Date Analyzed
Carbon Dioxide	**2700**	500	500	10	01/23/2026 17:19

Analyst(s): CLO

Client ID	Lab ID	Matrix	Date Collected	Instrument FileID	Batch ID
DW-3	2601B62-005A	Water	01/20/2026 12:06	GC26 0123260208.D	334387

Analytes	Result	MDL	RL	DF	Date Analyzed
Carbon Dioxide	**7300**	250	250	5	01/23/2026 17:45

Analyst(s): CLO

McCampbell Analytical, Inc.
"When Quality Counts"

1534 Willow Pass Road, Pittsburg, CA 94565-1701
Toll Free Telephone: (877) 252-9262 / Fax: (925) 252-9269
http://www.mccampbell.com / E-mail: main@mccampbell.com

Quality Control Report

Client:	Enthalpy Analytical	**WorkOrder:**	2601B62
Date Prepared:	01/23/2026	**BatchID:**	334387
Date Analyzed:	01/23/2026	**Extraction Method:**	RSK175
Instrument:	GC26	**Analytical Method:**	RSK175
Matrix:	Water	**Unit:**	µg/L
Project:	EO-551157	**Sample ID:**	MB/LCS/LCSD-334387

QC Summary Report for RSK175

Analyte	MB Result	MDL	RL			
Carbon Dioxide	ND	50	50	-	-	-

Analyte	LCS Result	LCSD Result	SPK Val	LCS %REC	LCSD %REC	LCS/LCSD Limits	RPD	RPD Limit
Carbon Dioxide	170	170	187.2	90	92	70-130	2.29	30

McCampbell Analytical, Inc.
1534 Willow Pass Rd
Pittsburg, CA 94565-1701
(925) 252-9262

CHAIN-OF-CUSTODY RECORD

WorkOrder: 2601B62 **ClientCode: ENO** **QuoteID: 262776**

☐ WaterTrax ☐ CLIP ☐ EDF ☑ EQuIS ☑ Dry-Weight ☑ Email ☐ HardCopy ☐ ThirdParty ☑ J-flag
☑ Detection Summary ☑ **Excel** [A1_Standard _QC]

Report to:
David Tripp
Enthalpy Analytical
931 West Barkley Avenue
Orange, CA 92868
657-581-4710 FAX:

Email: david.tripp@enthalpy.com
cc/3rd Party: incomingreports@enthalpy.com;
PO: 079649
Project: EO-551157

Bill to:
Accounts Payable/Enthalpy SoCal
Montrose Environmental Group
PO Box 842165
Boston, MA 02284-2165
003EL_ap@montrose-env.com

Requested TAT: 5 days;

Date Received: **01/21/2026**
Date Logged: **01/21/2026**

Lab ID	ClientSampID	Matrix	Collection Date	Hold	Requested Tests (See legend below)											
					1	2	3	4	5	6	7	8	9	10	11	12
2601B62-001	DW-29	Water	1/20/2026 08:22	☐	A	A										
2601B62-002	DW-31	Water	1/20/2026 09:15	☐	A	A										
2601B62-003	DW-1	Water	1/20/2026 10:14	☐	A	A										
2601B62-004	DW-16	Water	1/20/2026 11:10	☐	A	A										
2601B62-005	DW-3	Water	1/20/2026 12:06	☐	A	A										

Test Legend:

1	PRDisposal Fee	2	RSK175_CO2_W	3		4	
5		6		7		8	
9		10		11		12	

Project Manager: Jena Alfaro

Prepared by: Chyna Thomas

Comments:

NOTE: Soil samples are discarded 60 days after receipt unless other arrangements are made (Water samples are 30 days).
Hazardous samples will be returned to client or disposed of at client expense.

Page 35 of 38

McCampbell Analytical, Inc.
"When Quality Counts"

1534 Willow Pass Road, Pittsburg, CA 94565-1701
Toll Free Telephone: (877) 252-9262 / Fax: (925) 252-9269
http://www.mccampbell.com / E-mail: main@mccampbell.com

WORK ORDER SUMMARY

Client Name: ENTHALPY ANALYTICAL
Client Contact: David Tripp
Contact's Email: david.tripp@enthalpy.com

Project: EO-551157
Comments

Work Order: 2601B62
QC Level: LEVEL 2
Date Logged: 1/21/2026

☐ WaterTrax ☐ CLIP ☐ EDF ☑ Excel ☐ EQuIS ☑ Email ☐ HardCopy ☐ ThirdParty ☑ J-flag

LabID	ClientSampID	Matrix	Test Name	Cont./ Comp.	Bottle & Preservative	U**	Head Space	Dry-Weight	Collection Date & Time	TAT	Test Due Date	Sediment Content	Hold	Sub Out
001A	DW-29	Water	RSK175 (CO2)	2	VOA, Unpres	☐	☐	☐	1/20/2026 8:22	5 days	1/28/2026	None	☐	☐
002A	DW-31	Water	RSK175 (CO2)	1	VOA, Unpres	☐	☐	☐	1/20/2026 9:15	5 days	1/28/2026	None	☐	☐
003A	DW-1	Water	RSK175 (CO2)	2	VOA, Unpres	☐	☐	☐	1/20/2026 10:14	5 days	1/28/2026	None	☐	☐
004A	DW-16	Water	RSK175 (CO2)	1	VOA, Unpres	☐	☐	☐	1/20/2026 11:10	5 days	1/28/2026	None	☐	☐
005A	DW-3	Water	RSK175 (CO2)	2	VOA, Unpres	☐	☐	☐	1/20/2026 12:06	5 days	1/28/2026	None	☐	☐

NOTES: * STLC and TCLP extractions require 2 days to complete; therefore, all TATs begin after the extraction is completed (i.e., One-day TAT yields results in 3 days from sample submission).

- ISM prep requires 5 to 10 days to complete; therefore, all TATs begin after the extraction is completed (i.e., One-day TAT yields results in 6 to 11 days from sample submission). Due date listed on WO summary will not accurately reflect the time needed for sample preparation.

- Organic extracts are held for 40 days before disposal; Inorganic extract are held for 30 days.

- MAI assumes that all material present in the provided sampling container is considered part of the sample - MAI does not exclude any material from the sample prior to sample preparation unless requested in writing by the client.

U = An unpreserved container was received for a method that suggests a preservation in order to extend hold time for analysis.**

Cont./Comp. = Containers /Composites

2601862

ENTHALPY ANALYTICAL

931 West Barkley Ave
Orange, CA 92868
(714) 771-6900

Subcontract Laboratory:
McCampbell Analytical, Inc.
1534 Willow Pass Rd.
Pittsburg, CA 94565
ATTN: Quote ID: ~~252619~~ 262776
PO #: PO-079649

Enthalpy Order: EO-551157
PM: David Tripp
Email: david.tripp@enthalpy.com
CC: incomingreports@enthalpy.com
Phone: 657-581-4710

Results Due: Standard TAT
Report Level: II
Report To: MDL
EDDs: Standard Excel EDD

Notes:

Sample ID	Collected	Lab ID	# Cont.	Matrix	Analysis Requested	Comment
DW-29	20-JAN-2026 08:22	551157-001	2	Water	RSK-175 CO2	
*DW-31	20-JAN-2026 09:15	551157-002	2	Water	RSK-175 CO2	
DW-1	20-JAN-2026 10:14	551157-003	2	Water	RSK-175 CO2	
*DW-16	20-JAN-2026 11:10	551157-004	2	Water	RSK-175 CO2	
DW-3	20-JAN-2026 12:06	551157-005	2	Water	RSK-175 CO2	

Notes:	Relinquished By:	Received By:
	CLS	~~CLS~~ CW
	Date:	Date:
		Cheyenne
	Date:	Date: 1/21/26 1021
	Date:	Date:

GLS:563982007

* One vial for both samples were received broken. CW 1/21/26. 1.6 Wet IR46

McCampbell Analytical, Inc.
"When Quality Counts"

1534 Willow Pass Road, Pittsburg, CA 94565-1701
Toll Free Telephone: (877) 252-9262 / Fax: (925) 252-9269
http://www.mccampbell.com / E-mail: main@mccampbell.com

Sample Receipt Checklist

Client Name:	Enthalpy Analytical	Date and Time Received:	1/21/2026 10:21
Project:	EO-551157	Date Logged:	1/21/2026
		Received by:	Chyna Thomas
WorkOrder №:	2601B62 Matrix: Water	Logged by:	Chyna Thomas
Carrier:	Golden State Overnight		

Chain of Custody (COC) Information

Chain of custody present?	Yes ☑	No ☐	
Chain of custody signed when relinquished and received?	Yes ☑	No ☐	
Chain of custody agrees with sample labels?	Yes ☑	No ☐	
Sample IDs noted by Client on COC?	Yes ☑	No ☐	
Date and Time of collection noted by Client on COC?	Yes ☑	No ☐	
Sampler's name noted on COC?	Yes ☑	No ☐	
COC agrees with Quote?	Yes ☑	No ☐	NA ☐
COC quote is active?	Yes ☑	No ☐	NA ☐

Sample Receipt Information

Custody seals intact on shipping container/cooler?	Yes ☑	No ☐	NA ☐
Custody seals intact on sample bottles?	Yes ☐	No ☐	NA ☑
Shipping container/cooler in good condition?	Yes ☑	No ☐	
Samples in proper containers/bottles?	Yes ☑	No ☐	
Sample containers intact?	Yes ☑	No ☐	
Sufficient sample volume for indicated test?	Yes ☑	No ☐	

Sample Preservation and Hold Time (HT) Information

All samples received within holding time?	Yes ☑	No ☐	NA ☐
Samples Received on Ice?	Yes ☑	No ☐	
(Ice Type: WET ICE)			
Sample/Temp Blank temperature	Temp: 1.6°C		NA ☐
ZHS conditional analyses: VOA meets zero headspace requirement (VOCs, TPHg/BTEX, RSK)?	Yes ☑	No ☐	NA ☐
Sample labels checked for correct preservation?	Yes ☑	No ☐	
pH acceptable upon receipt (Metal: <2)?	Yes ☐	No ☐	NA ☑

UCMR Samples:

pH tested and acceptable upon receipt (200.7: ≤2; 533: 6 - 8; 537.1: 6 - 8)?	Yes ☐	No ☐	NA ☑
Free Chlorine tested and acceptable upon receipt (<0.1mg/L) [not applicable to 200.7]?	Yes ☐	No ☐	NA ☑

Comments:

Enthalpy Analytical
931 West Barkley Ave
Orange, CA 92868
(714) 771-6900

enthalpy.com

Lab Job Number : 553528
Report Level : II
Report Date : 03/09/2026

Analytical Report *prepared for:*

Dylan Smith
Waste Connections
Chiquita Canyon Landfill
29201 Henry Mayo Drive
Castaic, CA 91384

Project: GW MONITORING - CCLF Groundwater

Authorized for release by:

David Tripp, Project Manager
657-581-4710
david.tripp@enthalpy.com

This data package has been reviewed for technical correctness and completeness. Release of this data has been authorized by the Laboratory Manager or the Manager's designee, as verified by the above signature which applies to this PDF file as well as any associated electronic data deliverable files. The results contained in this report meet all requirements of NELAP and pertain only to those samples which were submitted for analysis. This report may be reproduced only in its entirety.

CA ELAP# 1338, CA ELAP #1338-S1, NELAP# 4038, SCAQMD LAP# 18LA0518, LACSD ID# 10105, ORELAP# 4197

ENTHALPY ANALYTICAL

Sample Summary

Dylan Smith
Waste Connections
Chiquita Canyon Landfill
29201 Henry Mayo
Drive
Castaic, CA 91384

Lab Job #:	553528
Project No:	GW MONITORING
Location:	CCLF Groundwater
Date Received:	02/18/26

Sample ID	Lab ID	Collected	Matrix
DW-29	553528-001	02/18/26 10:49	Water
DW-31	553528-002	02/18/26 11:45	Water
FP-01	553528-003	02/18/26 09:39	Water
QCFB	553528-004	02/18/26 10:51	Water
QCTB	553528-005	02/18/26 00:00	Water

Case Narrative

Waste Connections Chiquita Canyon Landfill 29201 Henry Mayo Drive Castaic, CA 91384 Dylan Smith	Lab Job Number: 553528 Project No: GW MONITORING Location: CCLF Groundwater Date Received: 02/18/26

This data package contains sample and QC results for five water samples, requested for the above referenced project on 02/19/26. The samples were received in good condition.

Volatile Organics by GC/MS (EPA 8260B):
No analytical problems were encountered.

Semivolatile Organics by GC/MS SIM (EPA 8270C-SIM):
No analytical problems were encountered.

Total Organic Carbon by IR (SM 5310B):
No analytical problems were encountered.

Metals (EPA 6010B):

- Low recoveries were observed for iron in the MS/MSD of DW-29 (lab # 553528-001); the LCS was within limits, and the associated RPD was within limits.
- No other analytical problems were encountered.

Ion Chromatography (EPA 300.0):

- Responses exceeding the instrument's linear range were observed for sulfate in the MS/MSD for batch 395808; affected data was qualified with "E".
- No other analytical problems were encountered.

Chemical Oxygen Demand by EPA 410.4 (EPA 410.4):
No analytical problems were encountered.

Alkalinity (SM2320B):
No analytical problems were encountered.

Sulfide (SM 4500-S2-D):
No analytical problems were encountered.

Total Dissolved Solids (TDS) (SM2540C):

- High RPD was observed for total dissolved solids in the SDUP for batch 396291; the parent sample was not a project sample.
- No other analytical problems were encountered.

Chemical Oxygen Demand (EPA 410.4):
No analytical problems were encountered.

Ammonia and TKN- Semi-Automated Method (SM 4500-NH3-G):
No analytical problems were encountered.

RSK-175 CO2 (RSK-175):
McCampbell Analytical, Inc. in Pittsburg, CA performed the analysis (see sublab report section for certifications). Please see the McCampbell Analytical, Inc. case narrative.

ENTHALPY ANALYTICAL

Chain of Custody Record

Lab No: 553528

Page: 1 of 1

Turn Around Time (rush by advanced notice only)

Standard:	X	5 Day:		3 Day:	
2 Day:		1 Day:		Custom TAT:	

Enthalpy Analytical

931 W Barkely Ave, Orange, CA 92868

(714) 771-6900

Matrix: A = Air S = Soil/Solid W = Water DW = Drinking Wate SD = Sediment PP = Pure Product SEA = Sea Water SW = Swab T = Tissue WP = Wipe O = Other

Preservatives: 1 = $Na_2S_2O_3$ 2 = HCl 3 = HNO_3 4 = H_2SO_4 5 = NaOH 6 = Other

Sample Receipt Temp: (lab use only)

CUSTOMER INFORMATION		PROJECT INFORMATION	
Company:	Chiquita Canyon Landfill	Name:	Steve Cassulo
Report To:	Steve Cassulo	Number:	661-257-3655
Email:	Steven.Cassulo@wasteconnections.com	P.O. #:	
Address:	29201 Henry Mayo Drive	Address:	
	Castaic, CA, 91384		
Phone:	661-257-3655	Global ID:	L10003464243
Fax:		Sampled By:	Paul Chang

	Sample ID	Sampling Date	Sampling Time	Matrix	Container No. / Size	Pres.	VOCs (EPA 8260B)	1,4-Dioxane	Alkalinity, total	Bicarbonate as CaCO3	Ammonia-N, Nitrate-N	COD, Cl, SO4, TDS, TOC	B, Ca, Fe, K, Mg, Mn, Na	Bromide, Fluoride, Sulfide	Carbon dioxide
1	DW-29	2/18/26	1049	GW	13	var.	X	X	X	X	X	X	X	X	X
2	DW-31	↓	1145	↓	↓	↓	X	X	X	X	X	X	X	X	X
3	FP-01	↓	939	↓	↓	↓	X	X	X	X	X	X	X	X	X
4	QCFB	↓	1051	FB	3	↓	X								
5	QCTB	—	—	TB	2	↓	X								
6															
7															
8															
9															
10															

Analysis Request

Test Instructions / Comments

Quarterly MPars

cc report to: pchang@changenvironmental.com Basic EDD & GeoTracker EDF

Login 553528

2.9 / 3.1 1R-10

	Signature	Print Name	Company / Title	Date / Time
[1] Relinquished By:		Paul Chang	CEI	2-18-26 1245
[1] Received By:		Jim Lin	SA.NH	2.18.26 12X5
[2] Relinquished By:		Jim Lin	SA.NH	2.19.26 9.26
[2] Received By:		GEMA O.	EANH	2-19-26 9:20
[3] Relinquished By:		~~EANH~~ GEMA O	EANH	2-19-26 1125
[3] Received By:		D. Sanchez	EA	2/19/26 1125

DLP D. Sanchez EA 2/19/26 1205 Rec: NM IEA 2-19-26 12:05

SAMPLE RECEIPT CHECKLIST

Section 1: General Info

Date Received: 2.18.26 WO# 553528 Client: WASTE CONNECTION

Section 2: Shipping / Custody **Are custody seals present? ☐ Yes ☒ No**

Custody seals intact on arrival? ☒ N/A ☐ Yes ☐ No ☐ On cooler / box ☐ On samples

Shipping Info: Walk in or Pickup

Section 3a: Condition / Packaging ☐ **Outside 0.0 - 6.0°C (0.0 - 10.0°C for microbiology) (PM notified)**

Date Opened 2.18.26 By (initials) JWL Type of ice used : ☒ Wet ☐ Blue/Gel ☐ None

☐ Samples received on ice directly from the field; cooling process had begun. (if checked, skip temperatures)

☐ Sample matrix doesn't require cooling (e.g. air, bulk PCB). (if checked, skip temperatures)

If no cooler: Observed/Adjusted Temp (°C): ____ / ____ Thermometer/IR Gun: IR03 CF: ~~-0.7C~~ -0.8

Cooler Temp (°C) #1: 7.8 / 7.0 #2: ____ / ____ #3: ____ / ____ #4: ____ / ____ #5: ____ / ____ #6: ____ / ____

Section 3b: Microbiology Samples ☒ **No microbiology samples submitted (skip 3b)**

☐ Within temp range 0.0 - 10.0°C or received on ice directly from field.

☐ Adequate headspace for microbiology analysis.

Section 3c: Air Samples ☒ **No air samples submitted (skip 3c)**

☐ 1.4L Canisters ☐ 6L Canisters ☐ Tedlar Bags ☐ MCE Cassettes ☐ Sorbent Tubes ☐ Other ____

Section 4: Containers / Labels / Samples	YES	NO	N/A
1) Were custody papers present, filled properly, and legible?	X		
2) Is the sampler's name present on the CoC?	X		
3) Were containers received in good condition (unbroken / unopened / uncompromised)?	X		
4) Were the samples bagged? (required for microbiology samples; recommended for soil samples)	✓		
5) Were all of, and only, the correct samples received?	X		
6) Are sample labels present, legible, and in agreement with the CoC?	X		
7) Does the container count match the CoC?	X		
8) Was sufficient sample volume / mass received for the analyses requested?	✓		
9) Were samples received in proper containers for the analyses requested?	X		
10) Were samples received with > 1/2 holding time remaining?	X		
11) Are samples properly preserved as indicated by CoC / labels?	X		
12) Unpreserved VOAs received - If necessary, was the hold time changed in LIMS?			✓
13) Are VOA vials free from headspace/bubbles > 6mm?			✓

Section 5: Explanations / Comments ☐ **PM notified**

Date Logged 2.18.26 By (print) JWL (sign) JWL

Date Labeled 2.18.26 By (print) JWL (sign) JWL

SAMPLE RECEIPT CHECKLIST

Section 1: General Info

Date Received: 2/19/26 WO# 553528 Client: WASTECONNECTIONS

Section 2: Shipping / Custody **Are custody seals present?** ☐ Yes ☒ No

Custody seals intact on arrival? ■ N/A ☐ Yes ☐ No ☐ On cooler / box ☐ On samples

■ Courier ☐ Walk-In ☐ Field Sampling ☐ Shipping Info: _____

Section 3a: Condition / Packaging ☐ **Outside 0.0 - 6.0°C (0.0 - 10.0°C for microbiology) (PM notified)**

Date Opened 2/19/26 By (initials) DXS Type of ice used: ■ Wet ☐ Blue/Gel ☐ None

☐ Samples received on ice directly from the field; cooling process had begun. (if checked, skip temperatures)

☐ Sample matrix doesn't require cooling (e.g. air, bulk PCB). (if checked, skip temperatures)

If no cooler: Observed/Adjusted Temp (°C): _____/_____ Thermometer/IR Gun: IR 10 CF: +0.2

Cooler Temp (°C) #1: 2.9 / 3.1 #2: ____/____ #3: ____/____ #4: ____/____ #5: ____/____ #6: ____/____

Section 3b: Microbiology Samples ■ **No microbiology samples submitted (skip 3b)**

☐ Within temp range 0.0 - 10.0°C or received on ice directly from field.

☐ Adequate headspace for microbiology analysis.

Section 3c: Air Samples ■ **No air samples submitted (skip 3c)**

☐ 1.4L Canisters ☐ 6L Canisters ☐ Tedlar Bags ☐ MCE Cassettes ☐ Sorbent Tubes ☐ Other_____

Section 4: Containers / Labels / Samples	YES	NO	N/A
1) Were custody papers present, filled properly, and legible?	X		
2) Is the sampler's name present on the CoC?	X		
3) Were containers received in good condition (unbroken / unopened / uncompromised)?	X		
4) Were the samples bagged? (required for microbiology samples; recommended for soil samples)			X
5) Were all of, and only, the correct samples received?	X		
6) Are sample labels present, legible, and in agreement with the CoC?	X		
7) Does the container count match the CoC?	X		
8) Was sufficient sample volume / mass received for the analyses requested?	X		
9) Were samples received in proper containers for the analyses requested?	X		
10) Were samples received with > 1/2 holding time remaining?		X	
11) Are samples properly preserved as indicated by CoC / labels?	X		
12) Unpreserved VOAs received - If necessary, was the hold time changed in LIMS?		X	
13) Are VOA vials free from headspace/bubbles > 6mm?	X		

Section 5: Explanations / Comments

(If no comments are made, then no discrepancies noted.)

4.10 A: Nitrates received w/ 1/2 holding time left

☐ **No additional discrepancies**

Date Logged 2/18/26 **By (print)** JWL **(sign)** NA

Date Labeled 2/19/26 **By (print)** GCK **(sign)** for GCK

ENTHALPY ANALYTICAL

Analysis Results for 553528

Dylan Smith
Waste Connections
Chiquita Canyon Landfill
29201 Henry Mayo Drive
Castaic, CA 91384

Lab Job #: 553528
Project No: GW MONITORING
Location: CCLF Groundwater
Date Received: 02/18/26

Sample ID: DW-29 **Lab ID: 553528-001** **Collected: 02/18/26 10:49**
Matrix: Water

553528-001 Analyte	Result	Qual	Units	RL	MDL	DF	Batch	Prepared	Analyzed	Chemist
Method: EPA 300.0 Prep Method: METHOD										
Fluoride	**0.34**		mg/L	0.20	0.062	1	395808	02/19/26 12:30	02/19/26 22:58	KUM
Chloride	**94**		mg/L	1.0	0.27	1	395808	02/19/26 12:30	02/19/26 22:58	KUM
Bromide	**0.32**		mg/L	0.30	0.049	1	395808	02/19/26 12:30	02/19/26 22:58	KUM
Nitrogen, Nitrate	**2.0**		mg/L	0.10	0.05	1	395808	02/19/26 12:30	02/19/26 22:58	KUM
Sulfate	**370**		mg/L	10	2.6	10	395808	02/19/26 12:30	02/19/26 23:20	KUM
Method: EPA 350.1 Prep Method: METHOD										
Ammonia-N	**0.13**		mg/L	0.10	0.068	1	396705	02/28/26	03/02/26	JAK
Method: EPA 410.4 Prep Method: EPA 410.4										
Chemical Oxygen Demand	**19**		mg/L	4.0	2.0	1	396013	02/21/26	02/21/26	ARM
Method: EPA 6010B Prep Method: EPA 3015A										
Boron	**0.37**		mg/L	0.050	0.0023	1	395922	02/20/26	02/22/26	SBW
Calcium	**75**		mg/L	0.10	0.022	1	395922	02/20/26	02/22/26	SBW
Iron	**0.43**		mg/L	0.050	0.017	1	395922	02/20/26	02/23/26	SBW
Magnesium	**10**		mg/L	0.10	0.010	1	395922	02/20/26	02/22/26	SBW
Manganese	**0.31**		mg/L	0.010	0.00078	1	395922	02/20/26	02/22/26	SBW
Potassium	**1.4**		mg/L	0.50	0.15	1	395922	02/20/26	02/22/26	SBW
Sodium	**230**		mg/L	0.50	0.017	1	395922	02/20/26	02/23/26	SBW
Method: EPA 8260B Prep Method: EPA 5030B										
Freon 12	ND		ug/L	1.0	0.2	1	396057	02/22/26	02/22/26	LYZ
Chloromethane	ND		ug/L	1.0	0.09	1	396057	02/22/26	02/22/26	LYZ
Vinyl Chloride	ND		ug/L	0.5	0.1	1	396057	02/22/26	02/22/26	LYZ
1,1-Dichloroethene	ND		ug/L	0.5	0.1	1	396057	02/22/26	02/22/26	LYZ
Methylene Chloride	ND		ug/L	10	0.2	1	396057	02/22/26	02/22/26	LYZ
1,1-Dichloroethane	ND		ug/L	0.5	0.09	1	396057	02/22/26	02/22/26	LYZ
cis-1,2-Dichloroethene	ND		ug/L	0.5	0.1	1	396057	02/22/26	02/22/26	LYZ
1,2-Dichloroethane	ND		ug/L	0.5	0.2	1	396057	02/22/26	02/22/26	LYZ
Benzene	ND		ug/L	0.5	0.1	1	396057	02/22/26	02/22/26	LYZ
Trichloroethene	ND		ug/L	0.5	0.1	1	396057	02/22/26	02/22/26	LYZ
Tetrachloroethene	ND		ug/L	0.5	0.2	1	396057	02/22/26	02/22/26	LYZ
1,4-Dichlorobenzene	ND		ug/L	0.5	0.2	1	396057	02/22/26	02/22/26	LYZ
Surrogates				**Limits**						
Dibromofluoromethane	98%		%REC	70-130		1	396057	02/22/26	02/22/26	LYZ
1,2-Dichloroethane-d4	104%		%REC	70-130		1	396057	02/22/26	02/22/26	LYZ
Toluene-d8	98%		%REC	70-130		1	396057	02/22/26	02/22/26	LYZ
Bromofluorobenzene	97%		%REC	70-130		1	396057	02/22/26	02/22/26	LYZ

Results for any subcontracted analyses are not included in this section.

ENTHALPY ANALYTICAL

Analysis Results for 553528

553528-001 Analyte	Result	Qual	Units	RL	MDL	DF	Batch	Prepared	Analyzed	Chemist
Method: EPA 8270C-SIM Prep Method: EPA 3535										
1,4-Dioxane	ND		ug/L	1.0	0.87	1	396064	02/22/26	02/23/26	MSS
Surrogates				**Limits**						
1,4-Dioxane-d8 (SUR)	95%		%REC	80-120		1	396064	02/22/26	02/23/26	MSS
Method: SM 4500-S2-D Prep Method: METHOD										
Sulfide	ND		mg/L	0.10		1	395997	02/20/26	02/20/26	TXC
Method: SM 5310B Prep Method: SM 5310B										
Total Organic Carbon	**7.1**		mg/L	1.0	0.49	1	396766	03/01/26	03/01/26	CKN
Method: SM2320B Prep Method: METHOD										
Alkalinity, Bicarbonate, as CaCO3	**310**		mg/L	5.0		2.5	396315	02/24/26	02/24/26	WWC
Alkalinity, Total as CaCO3	**310**		mg/L	5.0		2.5	396315	02/24/26	02/24/26	WWC
Method: SM2540C Prep Method: METHOD										
Total Dissolved Solids	**1,000**		mg/L	20		2	396291	02/24/26	02/26/26	AAB

Results for any subcontracted analyses are not included in this section.

ENTHALPY ANALYTICAL

Analysis Results for 553528

Sample ID: DW-31	Lab ID: 553528-002	Collected: 02/18/26 11:45
	Matrix: Water	

553528-002 Analyte	Result	Qual	Units	RL	MDL	DF	Batch	Prepared	Analyzed	Chemist
Method: EPA 300.0 Prep Method: METHOD										
Fluoride	**0.17**	J	mg/L	0.20	0.062	1	395808	02/19/26 12:30	02/19/26 23:42	KUM
Chloride	**78**		mg/L	1.0	0.27	1	395808	02/19/26 12:30	02/19/26 23:42	KUM
Bromide	**0.36**		mg/L	0.30	0.049	1	395808	02/19/26 12:30	02/19/26 23:42	KUM
Nitrogen, Nitrate	**1.6**		mg/L	0.10	0.05	1	395808	02/19/26 12:30	02/19/26 23:42	KUM
Sulfate	**290**		mg/L	10	2.6	10	395808	02/19/26 12:30	02/20/26 00:05	KUM
Method: EPA 350.1 Prep Method: METHOD										
Ammonia-N	**0.70**		mg/L	0.10	0.068	1	396705	02/28/26	03/02/26	JAK
Method: EPA 410.4 Prep Method: EPA 410.4										
Chemical Oxygen Demand	**27**		mg/L	4.0	2.0	1	396013	02/21/26	02/21/26	ARM
Method: EPA 6010B Prep Method: EPA 3015A										
Boron	**0.50**		mg/L	0.050	0.0023	1	395922	02/20/26	02/22/26	SBW
Calcium	**170**		mg/L	0.10	0.022	1	395922	02/20/26	02/22/26	SBW
Iron	**0.018**	J	mg/L	0.050	0.017	1	395922	02/20/26	02/23/26	SBW
Magnesium	**32**		mg/L	0.10	0.010	1	395922	02/20/26	02/22/26	SBW
Manganese	**0.084**		mg/L	0.010	0.00078	1	395922	02/20/26	02/22/26	SBW
Potassium	**1.3**		mg/L	0.50	0.15	1	395922	02/20/26	02/22/26	SBW
Sodium	**110**		mg/L	0.50	0.017	1	395922	02/20/26	02/22/26	SBW
Method: EPA 8260B Prep Method: EPA 5030B										
Freon 12	ND		ug/L	1.0	0.2	1	396057	02/22/26	02/22/26	LYZ
Chloromethane	ND		ug/L	1.0	0.09	1	396057	02/22/26	02/22/26	LYZ
Vinyl Chloride	ND		ug/L	0.5	0.1	1	396057	02/22/26	02/22/26	LYZ
1,1-Dichloroethene	ND		ug/L	0.5	0.1	1	396057	02/22/26	02/22/26	LYZ
Methylene Chloride	ND		ug/L	10	0.2	1	396057	02/22/26	02/22/26	LYZ
1,1-Dichloroethane	ND		ug/L	0.5	0.09	1	396057	02/22/26	02/22/26	LYZ
cis-1,2-Dichloroethene	ND		ug/L	0.5	0.1	1	396057	02/22/26	02/22/26	LYZ
1,2-Dichloroethane	ND		ug/L	0.5	0.2	1	396057	02/22/26	02/22/26	LYZ
Benzene	ND		ug/L	0.5	0.1	1	396057	02/22/26	02/22/26	LYZ
Trichloroethene	ND		ug/L	0.5	0.1	1	396057	02/22/26	02/22/26	LYZ
Tetrachloroethene	ND		ug/L	0.5	0.2	1	396057	02/22/26	02/22/26	LYZ
1,4-Dichlorobenzene	ND		ug/L	0.5	0.2	1	396057	02/22/26	02/22/26	LYZ
Surrogates				**Limits**						
Dibromofluoromethane	98%		%REC	70-130		1	396057	02/22/26	02/22/26	LYZ
1,2-Dichloroethane-d4	103%		%REC	70-130		1	396057	02/22/26	02/22/26	LYZ
Toluene-d8	98%		%REC	70-130		1	396057	02/22/26	02/22/26	LYZ
Bromofluorobenzene	95%		%REC	70-130		1	396057	02/22/26	02/22/26	LYZ
Method: EPA 8270C-SIM Prep Method: EPA 3535										
1,4-Dioxane	**5.5**		ug/L	1.0	0.87	1	396064	02/22/26	02/23/26	MSS
Surrogates				**Limits**						
1,4-Dioxane-d8 (SUR)	100%		%REC	80-120		1	396064	02/22/26	02/23/26	MSS

Results for any subcontracted analyses are not included in this section.

ENTHALPY ANALYTICAL

Analysis Results for 553528

553528-002 Analyte	Result	Qual	Units	RL	MDL	DF	Batch	Prepared	Analyzed	Chemist
Method: SM 4500-S2-D Prep Method: METHOD										
Sulfide	ND		mg/L	0.10		1	395997	02/20/26	02/20/26	TXC
Method: SM 5310B Prep Method: SM 5310B										
Total Organic Carbon	**14**		mg/L	1.0	0.49	1	396766	03/01/26	03/01/26	CKN
Method: SM2320B Prep Method: METHOD										
Alkalinity, Bicarbonate, as CaCO3	**460**		mg/L	5.0		2.5	396315	02/24/26	02/24/26	WWC
Alkalinity, Total as CaCO3	**460**		mg/L	5.0		2.5	396315	02/24/26	02/24/26	WWC
Method: SM2540C Prep Method: METHOD										
Total Dissolved Solids	**1,000**		mg/L	20		2	396291	02/24/26	02/26/26	AAB

Results for any subcontracted analyses are not included in this section.

ENTHALPY ANALYTICAL

Analysis Results for 553528

Sample ID: FP-01	Lab ID: 553528-003	Collected: 02/18/26 09:39
	Matrix: Water	

553528-003 Analyte	Result	Qual	Units	RL	MDL	DF	Batch	Prepared	Analyzed	Chemist
Method: EPA 300.0 Prep Method: METHOD										
Fluoride	**0.27**		mg/L	0.20	0.062	1	395808	02/19/26 12:30	02/20/26 00:27	KUM
Chloride	**92**		mg/L	1.0	0.27	1	395808	02/19/26 12:30	02/20/26 00:27	KUM
Bromide	**0.42**		mg/L	0.30	0.049	1	395808	02/19/26 12:30	02/20/26 00:27	KUM
Nitrogen, Nitrate	**0.07**	J	mg/L	0.10	0.05	1	395808	02/19/26 12:30	02/20/26 00:27	KUM
Sulfate	**360**		mg/L	10	2.6	10	395808	02/19/26 12:30	02/20/26 00:50	KUM
Method: EPA 350.1 Prep Method: METHOD										
Ammonia-N	**0.80**		mg/L	0.10	0.068	1	396705	02/28/26	03/02/26	JAK
Method: EPA 410.4 Prep Method: EPA 410.4										
Chemical Oxygen Demand	**29**		mg/L	4.0	2.0	1	396013	02/21/26	02/21/26	ARM
Method: EPA 6010B Prep Method: EPA 3015A										
Boron	**0.45**		mg/L	0.050	0.0023	1	395922	02/20/26	02/22/26	SBW
Calcium	**150**		mg/L	0.10	0.022	1	395922	02/20/26	02/22/26	SBW
Iron	**0.033**	J	mg/L	0.050	0.017	1	395922	02/20/26	02/23/26	SBW
Magnesium	**30**		mg/L	0.10	0.010	1	395922	02/20/26	02/22/26	SBW
Manganese	**0.43**		mg/L	0.010	0.00078	1	395922	02/20/26	02/22/26	SBW
Potassium	**1.7**		mg/L	0.50	0.15	1	395922	02/20/26	02/22/26	SBW
Sodium	**130**		mg/L	0.50	0.017	1	395922	02/20/26	02/22/26	SBW
Method: EPA 8260B Prep Method: EPA 5030B										
Freon 12	ND		ug/L	1.0	0.2	1	396057	02/22/26	02/22/26	LYZ
Chloromethane	ND		ug/L	1.0	0.09	1	396057	02/22/26	02/22/26	LYZ
Vinyl Chloride	ND		ug/L	0.5	0.1	1	396057	02/22/26	02/22/26	LYZ
1,1-Dichloroethene	ND		ug/L	0.5	0.1	1	396057	02/22/26	02/22/26	LYZ
Methylene Chloride	ND		ug/L	10	0.2	1	396057	02/22/26	02/22/26	LYZ
1,1-Dichloroethane	ND		ug/L	0.5	0.09	1	396057	02/22/26	02/22/26	LYZ
cis-1,2-Dichloroethene	ND		ug/L	0.5	0.1	1	396057	02/22/26	02/22/26	LYZ
1,2-Dichloroethane	ND		ug/L	0.5	0.2	1	396057	02/22/26	02/22/26	LYZ
Benzene	ND		ug/L	0.5	0.1	1	396057	02/22/26	02/22/26	LYZ
Trichloroethene	ND		ug/L	0.5	0.1	1	396057	02/22/26	02/22/26	LYZ
Tetrachloroethene	ND		ug/L	0.5	0.2	1	396057	02/22/26	02/22/26	LYZ
1,4-Dichlorobenzene	ND		ug/L	0.5	0.2	1	396057	02/22/26	02/22/26	LYZ
Surrogates				**Limits**						
Dibromofluoromethane	98%		%REC	70-130		1	396057	02/22/26	02/22/26	LYZ
1,2-Dichloroethane-d4	101%		%REC	70-130		1	396057	02/22/26	02/22/26	LYZ
Toluene-d8	97%		%REC	70-130		1	396057	02/22/26	02/22/26	LYZ
Bromofluorobenzene	96%		%REC	70-130		1	396057	02/22/26	02/22/26	LYZ
Method: EPA 8270C-SIM Prep Method: EPA 3535										
1,4-Dioxane	**3.8**		ug/L	1.0	0.87	1	396064	02/22/26	02/23/26	MSS
Surrogates				**Limits**						
1,4-Dioxane-d8 (SUR)	98%		%REC	80-120		1	396064	02/22/26	02/23/26	MSS

Results for any subcontracted analyses are not included in this section.

ENTHALPY ANALYTICAL

Analysis Results for 553528

553528-003 Analyte	Result	Qual	Units	RL	MDL	DF	Batch	Prepared	Analyzed	Chemist
Method: SM 4500-S2-D Prep Method: METHOD										
Sulfide	ND		mg/L	0.10		1	395997	02/20/26	02/20/26	TXC
Method: SM 5310B Prep Method: SM 5310B										
Total Organic Carbon	**9.4**		mg/L	1.0	0.49	1	396821	03/02/26	03/02/26	CKN
Method: SM2320B Prep Method: METHOD										
Alkalinity, Bicarbonate, as CaCO3	**370**		mg/L	5.0		2.5	396315	02/24/26	02/24/26	WWC
Alkalinity, Total as CaCO3	**370**		mg/L	5.0		2.5	396315	02/24/26	02/24/26	WWC
Method: SM2540C Prep Method: METHOD										
Total Dissolved Solids	**1,000**		mg/L	20		2	396291	02/24/26	02/26/26	AAB

Sample ID: QCFB **Lab ID: 553528-004** **Collected: 02/18/26 10:51**
Matrix: Water

553528-004 Analyte	Result	Qual	Units	RL	MDL	DF	Batch	Prepared	Analyzed	Chemist
Method: EPA 8260B Prep Method: EPA 5030B										
Freon 12	ND		ug/L	1.0	0.2	1	396057	02/22/26	02/22/26	LYZ
Chloromethane	ND		ug/L	1.0	0.09	1	396057	02/22/26	02/22/26	LYZ
Vinyl Chloride	ND		ug/L	0.5	0.1	1	396057	02/22/26	02/22/26	LYZ
1,1-Dichloroethene	ND		ug/L	0.5	0.1	1	396057	02/22/26	02/22/26	LYZ
Methylene Chloride	**0.6**	J	ug/L	10	0.2	1	396057	02/22/26	02/22/26	LYZ
1,1-Dichloroethane	ND		ug/L	0.5	0.09	1	396057	02/22/26	02/22/26	LYZ
cis-1,2-Dichloroethene	ND		ug/L	0.5	0.1	1	396057	02/22/26	02/22/26	LYZ
1,2-Dichloroethane	ND		ug/L	0.5	0.2	1	396057	02/22/26	02/22/26	LYZ
Benzene	ND		ug/L	0.5	0.1	1	396057	02/22/26	02/22/26	LYZ
Trichloroethene	ND		ug/L	0.5	0.1	1	396057	02/22/26	02/22/26	LYZ
Tetrachloroethene	ND		ug/L	0.5	0.2	1	396057	02/22/26	02/22/26	LYZ
1,4-Dichlorobenzene	ND		ug/L	0.5	0.2	1	396057	02/22/26	02/22/26	LYZ
Surrogates				**Limits**						
Dibromofluoromethane	97%		%REC	70-130		1	396057	02/22/26	02/22/26	LYZ
1,2-Dichloroethane-d4	101%		%REC	70-130		1	396057	02/22/26	02/22/26	LYZ
Toluene-d8	97%		%REC	70-130		1	396057	02/22/26	02/22/26	LYZ
Bromofluorobenzene	95%		%REC	70-130		1	396057	02/22/26	02/22/26	LYZ

Results for any subcontracted analyses are not included in this section.

ENTHALPY ANALYTICAL

Analysis Results for 553528

Sample ID: QCTB	Lab ID: 553528-005	Collected: 02/18/26
	Matrix: Water	

553528-005 Analyte	Result	Qual	Units	RL	MDL	DF	Batch	Prepared	Analyzed	Chemist
Method: EPA 8260B Prep Method: EPA 5030B										
Freon 12	ND		ug/L	1.0	0.2	1	396057	02/22/26	02/22/26	LYZ
Chloromethane	ND		ug/L	1.0	0.09	1	396057	02/22/26	02/22/26	LYZ
Vinyl Chloride	ND		ug/L	0.5	0.1	1	396057	02/22/26	02/22/26	LYZ
1,1-Dichloroethene	ND		ug/L	0.5	0.1	1	396057	02/22/26	02/22/26	LYZ
Methylene Chloride	**0.4**	J	ug/L	10	0.2	1	396057	02/22/26	02/22/26	LYZ
1,1-Dichloroethane	ND		ug/L	0.5	0.09	1	396057	02/22/26	02/22/26	LYZ
cis-1,2-Dichloroethene	ND		ug/L	0.5	0.1	1	396057	02/22/26	02/22/26	LYZ
1,2-Dichloroethane	ND		ug/L	0.5	0.2	1	396057	02/22/26	02/22/26	LYZ
Benzene	ND		ug/L	0.5	0.1	1	396057	02/22/26	02/22/26	LYZ
Trichloroethene	ND		ug/L	0.5	0.1	1	396057	02/22/26	02/22/26	LYZ
Tetrachloroethene	ND		ug/L	0.5	0.2	1	396057	02/22/26	02/22/26	LYZ
1,4-Dichlorobenzene	ND		ug/L	0.5	0.2	1	396057	02/22/26	02/22/26	LYZ
Surrogates				**Limits**						
Dibromofluoromethane	97%		%REC	70-130		1	396057	02/22/26	02/22/26	LYZ
1,2-Dichloroethane-d4	99%		%REC	70-130		1	396057	02/22/26	02/22/26	LYZ
Toluene-d8	97%		%REC	70-130		1	396057	02/22/26	02/22/26	LYZ
Bromofluorobenzene	95%		%REC	70-130		1	396057	02/22/26	02/22/26	LYZ

J Estimated value
ND Not Detected

Results for any subcontracted analyses are not included in this section.

ENTHALPY ANALYTICAL

Batch QC

Type:	**Blank**	**Lab ID:**	**QC1342145**	**Batch:**	**395808**
Matrix:	**Water**	**Method:**	**EPA 300.0**	**Prep Method:**	**METHOD**

QC1342145 Analyte	Result	Qual	Units	RL	MDL	Prepared	Analyzed
Fluoride	ND		mg/L	0.20	0.062	02/19/26 12:30	02/19/26 12:54
Chloride	ND		mg/L	1.0	0.27	02/19/26 12:30	02/19/26 12:54
Bromide	ND		mg/L	0.30	0.049	02/19/26 12:30	02/19/26 12:54
Nitrogen, Nitrate	ND		mg/L	0.10	0.05	02/19/26 12:30	02/19/26 12:54
Sulfate	ND		mg/L	1.0	0.26	02/19/26 12:30	02/19/26 12:54

Type:	**Lab Control Sample**	**Lab ID:**	**QC1342146**	**Batch:**	**395808**
Matrix:	**Water**	**Method:**	**EPA 300.0**	**Prep Method:**	**METHOD**

QC1342146 Analyte	Result	Spiked	Units	Recovery	Qual	Limits
Fluoride	9.774	10.00	mg/L	98%		90-110
Chloride	47.60	50.00	mg/L	95%		90-110
Bromide	15.08	15.00	mg/L	101%		90-110
Nitrogen, Nitrate	4.564	4.518	mg/L	101%		90-110
Sulfate	25.11	25.00	mg/L	100%		90-110

Type:	**Matrix Spike**	**Lab ID:**	**QC1342147**	**Batch:**	**395808**
Matrix (Source ID):	**Water (553579-001)**	**Method:**	**EPA 300.0**	**Prep Method:**	**METHOD**

QC1342147 Analyte	Result	Source Sample Result	Spiked	Units	Recovery	Qual	Limits	DF
Fluoride	20.45	0.1474	20.00	mg/L	102%		80-129	1
Chloride	128.3	24.74	100.0	mg/L	104%		80-123	1
Bromide	15.22	0.06306	15.00	mg/L	101%		80-121	1
Nitrogen, Nitrate	11.48	2.319	9.036	mg/L	101%		80-123	1
Sulfate	123.5	76.27	50.00	mg/L	94%	E	79-124	1

Type:	**Matrix Spike Duplicate**	**Lab ID:**	**QC1342148**	**Batch:**	**395808**
Matrix (Source ID):	**Water (553579-001)**	**Method:**	**EPA 300.0**	**Prep Method:**	**METHOD**

QC1342148 Analyte	Result	Source Sample Result	Spiked	Units	Recovery	Qual	Limits	RPD	RPD Lim	DF
Fluoride	20.14	0.1474	20.00	mg/L	100%		80-129	2	21	1
Chloride	126.8	24.74	100.0	mg/L	102%		80-123	1	20	1
Bromide	14.98	0.06306	15.00	mg/L	99%		80-121	2	20	1
Nitrogen, Nitrate	11.29	2.319	9.036	mg/L	99%		80-123	2	20	1
Sulfate	122.8	76.27	50.00	mg/L	93%	E	79-124		20	1

ENTHALPY ANALYTICAL

Batch QC

Type:	Matrix Spike	Lab ID:	QC1342149	Batch:	395808
Matrix (Source ID):	Water (553562-001)	Method:	EPA 300.0	Prep Method:	METHOD

QC1342149 Analyte	Result	Source Sample Result	Spiked	Units	Recovery	Qual	Limits	DF
Fluoride	20.32	ND	20.00	mg/L	102%		80-129	1
Chloride	102.4	1.317	100.0	mg/L	101%		80-123	1
Bromide	15.11	ND	15.00	mg/L	101%		80-121	1
Nitrogen, Nitrate	9.254	0.07200	9.036	mg/L	102%		80-123	1
Sulfate	53.48	3.197	50.00	mg/L	101%		79-124	1

Type:	Matrix Spike Duplicate	Lab ID:	QC1342150	Batch:	395808
Matrix (Source ID):	Water (553562-001)	Method:	EPA 300.0	Prep Method:	METHOD

QC1342150 Analyte	Result	Source Sample Result	Spiked	Units	Recovery	Qual	Limits	RPD	RPD Lim	DF
Fluoride	19.98	ND	20.00	mg/L	100%		80-129	2	21	1
Chloride	100.4	1.317	100.0	mg/L	99%		80-123	2	20	1
Bromide	14.83	ND	15.00	mg/L	99%		80-121	2	20	1
Nitrogen, Nitrate	9.089	0.07200	9.036	mg/L	100%		80-123	2	20	1
Sulfate	52.69	3.197	50.00	mg/L	99%		79-124	2	20	1

Type:	Blank	Lab ID:	QC1345343	Batch:	396705
Matrix:	Water	Method:	EPA 350.1	Prep Method:	METHOD

QC1345343 Analyte	Result	Qual	Units	RL	MDL	Prepared	Analyzed
Ammonia-N	ND		mg/L	0.10	0.068	02/28/26	03/02/26

Type:	Lab Control Sample	Lab ID:	QC1345344	Batch:	396705
Matrix:	Water	Method:	EPA 350.1	Prep Method:	METHOD

QC1345344 Analyte	Result	Spiked	Units	Recovery	Qual	Limits
Ammonia-N	0.9176	1.000	mg/L	92%		90-110

Type:	Matrix Spike	Lab ID:	QC1345359	Batch:	396705
Matrix (Source ID):	Water (553313-001)	Method:	EPA 350.1	Prep Method:	SM 4500-NH3-G SD

QC1345359 Analyte	Result	Source Sample Result	Spiked	Units	Recovery	Qual	Limits	DF
Ammonia-N	1.154	0.2044	1.000	mg/L	95%		90-110	1

ENTHALPY ANALYTICAL

Batch QC

Type:	Matrix Spike Duplicate	Lab ID:	QC1345360	Batch:	396705
Matrix (Source ID):	Water (553313-001)	Method:	EPA 350.1	Prep Method:	SM 4500-NH3-G SD

QC1345360 Analyte	Result	Source Sample Result	Spiked	Units	Recovery	Qual	Limits	RPD	RPD Lim	DF
Ammonia-N	1.119	0.2044	1.000	mg/L	91%		90-110	3	20	1

Type:	Matrix Spike	Lab ID:	QC1345361	Batch:	396705
Matrix (Source ID):	Water (553313-002)	Method:	EPA 350.1	Prep Method:	SM 4500-NH3-G SD

QC1345361 Analyte	Result	Source Sample Result	Spiked	Units	Recovery	Qual	Limits	DF
Ammonia-N	1.140	0.2094	1.000	mg/L	93%		90-110	1

Type:	Matrix Spike Duplicate	Lab ID:	QC1345362	Batch:	396705
Matrix (Source ID):	Water (553313-002)	Method:	EPA 350.1	Prep Method:	SM 4500-NH3-G SD

QC1345362 Analyte	Result	Source Sample Result	Spiked	Units	Recovery	Qual	Limits	RPD	RPD Lim	DF
Ammonia-N	1.110	0.2094	1.000	mg/L	90%		90-110	3	20	1

Type:	Blank	Lab ID:	QC1342836	Batch:	396013
Matrix:	Water	Method:	EPA 410.4	Prep Method:	EPA 410.4

QC1342836 Analyte	Result	Qual	Units	RL	MDL	Prepared	Analyzed
Chemical Oxygen Demand	ND		mg/L	4.0	2.0	02/21/26	02/21/26

Type:	Lab Control Sample	Lab ID:	QC1342837	Batch:	396013
Matrix:	Water	Method:	EPA 410.4	Prep Method:	EPA 410.4

QC1342837 Analyte	Result	Spiked	Units	Recovery	Qual	Limits
Chemical Oxygen Demand	107.0	100.0	mg/L	107%		90-110

Type:	Matrix Spike	Lab ID:	QC1342838	Batch:	396013
Matrix (Source ID):	Water (553282-001)	Method:	EPA 410.4	Prep Method:	EPA 410.4

QC1342838 Analyte	Result	Source Sample Result	Spiked	Units	Recovery	Qual	Limits	DF
Chemical Oxygen Demand	150.0	30.00	100.0	mg/L	120%		75-125	2

ENTHALPY ANALYTICAL

Batch QC

Type:	**Matrix Spike Duplicate**	**Lab ID:**	**QC1342839**	**Batch:**	**396013**
Matrix (Source ID):	**Water (553282-001)**	**Method:**	**EPA 410.4**	**Prep Method:**	**EPA 410.4**

QC1342839 Analyte	Result	Source Sample Result	Spiked	Units	Recovery	Qual	Limits	RPD	RPD Lim	DF
Chemical Oxygen Demand	142.0	30.00	100.0	mg/L	112%		75-125	5	20	2

Type:	**Matrix Spike**	**Lab ID:**	**QC1342840**	**Batch:**	**396013**
Matrix (Source ID):	**Water (553528-002)**	**Method:**	**EPA 410.4**	**Prep Method:**	**EPA 410.4**

QC1342840 Analyte	Result	Source Sample Result	Spiked	Units	Recovery	Qual	Limits	DF
Chemical Oxygen Demand	132.0	27.00	100.0	mg/L	105%		75-125	2

Type:	**Matrix Spike Duplicate**	**Lab ID:**	**QC1342841**	**Batch:**	**396013**
Matrix (Source ID):	**Water (553528-002)**	**Method:**	**EPA 410.4**	**Prep Method:**	**EPA 410.4**

QC1342841 Analyte	Result	Source Sample Result	Spiked	Units	Recovery	Qual	Limits	RPD	RPD Lim	DF
Chemical Oxygen Demand	132.0	27.00	100.0	mg/L	105%		75-125	0	20	2

Type:	**Blank**	**Lab ID:**	**QC1342577**	**Batch:**	**395922**
Matrix:	**Water**	**Method:**	**EPA 6010B**	**Prep Method:**	**EPA 3015A**

QC1342577 Analyte	Result	Qual	Units	RL	MDL	Prepared	Analyzed
Boron	ND		mg/L	0.050	0.0023	02/20/26	02/22/26
Calcium	ND		mg/L	0.10	0.022	02/20/26	02/22/26
Iron	ND		mg/L	0.020	0.017	02/20/26	02/23/26
Magnesium	ND		mg/L	0.10	0.010	02/20/26	02/22/26
Manganese	ND		mg/L	0.010	0.00078	02/20/26	02/22/26
Potassium	ND		mg/L	0.50	0.15	02/20/26	02/22/26
Sodium	ND		mg/L	0.50	0.017	02/20/26	02/22/26

Type:	**Lab Control Sample**	**Lab ID:**	**QC1342578**	**Batch:**	**395922**
Matrix:	**Water**	**Method:**	**EPA 6010B**	**Prep Method:**	**EPA 3015A**

QC1342578 Analyte	Result	Spiked	Units	Recovery	Qual	Limits
Boron	0.3682	0.4000	mg/L	92%		80-120
Calcium	19.78	20.40	mg/L	97%		80-120
Iron	0.3776	0.4000	mg/L	94%		80-120
Magnesium	19.51	20.40	mg/L	96%		80-120
Manganese	0.3845	0.4000	mg/L	96%		80-120
Potassium	23.05	24.00	mg/L	96%		80-120
Sodium	19.33	20.40	mg/L	95%		80-120

ENTHALPY ANALYTICAL

Batch QC

Type:	Matrix Spike	Lab ID:	QC1342579	Batch:	395922
Matrix (Source ID):	Water (553528-001)	Method:	EPA 6010B	Prep Method:	EPA 3015A

QC1342579 Analyte	Result	Source Sample Result	Spiked	Units	Recovery	Qual	Limits	DF
Boron	0.7435	0.3706	0.4000	mg/L	93%		75-125	1
Calcium	92.87	74.74	20.40	mg/L	89%		75-125	1
Iron	0.4471	0.4274	0.4000	mg/L	5%	*	75-125	1
Magnesium	28.81	10.17	20.40	mg/L	91%		75-125	1
Manganese	0.7036	0.3095	0.4000	mg/L	99%		75-125	1
Potassium	24.20	1.371	24.00	mg/L	95%		75-125	1
Sodium	241.7	229.2	20.40	mg/L	61%	E,NM	75-125	1

Type:	Matrix Spike Duplicate	Lab ID:	QC1342580	Batch:	395922
Matrix (Source ID):	Water (553528-001)	Method:	EPA 6010B	Prep Method:	EPA 3015A

QC1342580 Analyte	Result	Source Sample Result	Spiked	Units	Recovery	Qual	Limits	RPD	RPD Lim	DF
Boron	0.7479	0.3706	0.4000	mg/L	94%		75-125	1	20	1
Calcium	92.96	74.74	20.40	mg/L	89%		75-125	0	20	1
Iron	0.4533	0.4274	0.4000	mg/L	6%	*	75-125	1	22	1
Magnesium	29.08	10.17	20.40	mg/L	93%		75-125	1	20	1
Manganese	0.6856	0.3095	0.4000	mg/L	94%		75-125	3	20	1
Potassium	24.46	1.371	24.00	mg/L	96%		75-125	1	20	1
Sodium	241.8	229.2	20.40	mg/L	62%	E,NM	75-125		20	1

Type:	Matrix Spike	Lab ID:	QC1342581	Batch:	395922
Matrix (Source ID):	Water (553528-002)	Method:	EPA 6010B	Prep Method:	EPA 3015A

QC1342581 Analyte	Result	Source Sample Result	Spiked	Units	Recovery	Qual	Limits	DF
Boron	0.8771	0.4980	0.4000	mg/L	95%		75-125	1
Calcium	190.5	173.8	20.40	mg/L	82%	NM	75-125	1
Iron	0.4007	0.01762	0.4000	mg/L	96%		75-125	1
Magnesium	50.60	32.09	20.40	mg/L	91%		75-125	1
Manganese	0.4650	0.08403	0.4000	mg/L	95%		75-125	1
Potassium	24.53	1.334	24.00	mg/L	97%		75-125	1
Sodium	130.2	112.8	20.40	mg/L	85%	NM	75-125	1

ENTHALPY ANALYTICAL

Batch QC

Type:	Matrix Spike Duplicate	Lab ID:	QC1342582	Batch:	395922
Matrix (Source ID):	Water (553528-002)	Method:	EPA 6010B	Prep Method:	EPA 3015A

QC1342582 Analyte	Result	Source Sample Result	Spiked	Units	Recovery	Qual	Limits	RPD	RPD Lim	DF
Boron	0.8789	0.4980	0.4000	mg/L	95%		75-125	0	20	1
Calcium	190.9	173.8	20.40	mg/L	84%	NM	75-125	0	20	1
Iron	0.4092	0.01762	0.4000	mg/L	98%		75-125	2	22	1
Magnesium	50.62	32.09	20.40	mg/L	91%		75-125	0	20	1
Manganese	0.4640	0.08403	0.4000	mg/L	95%		75-125	0	20	1
Potassium	24.50	1.334	24.00	mg/L	97%		75-125	0	20	1
Sodium	130.5	112.8	20.40	mg/L	87%	NM	75-125	0	20	1

Type:	Serial Dilution	Lab ID:	QC1342602	Batch:	395922
Matrix (Source ID):	Water (553528-001)	Method:	EPA 6010B	Prep Method:	EPA 3015A

QC1342602 Analyte	Result	Source Sample Result	Units	Qual	RPD	RPD Lim	DF
Boron	0.3752	0.3706	mg/L				5
Calcium	77.14	74.74	mg/L				5
Iron	0.2765	0.4274	mg/L				5
Magnesium	10.54	10.17	mg/L				5
Manganese	0.3163	0.3095	mg/L				5
Potassium	0.9771	1.371	mg/L	J			5
Sodium	236.2	229.2	mg/L				5

Type:	Lab Control Sample	Lab ID:	QC1343011	Batch:	396057
Matrix:	Water	Method:	EPA 8260B	Prep Method:	EPA 5030B

QC1343011 Analyte	Result	Spiked	Units	Recovery	Qual	Limits
1,1-Dichloroethene	50.83	50.00	ug/L	102%		69-128
MTBE	48.54	50.00	ug/L	97%		66-125
Benzene	50.88	50.00	ug/L	102%		76-121
Trichloroethene	48.66	50.00	ug/L	97%		76-124
Toluene	49.30	50.00	ug/L	99%		76-120
Chlorobenzene	48.36	50.00	ug/L	97%		78-120
Surrogates						
Dibromofluoromethane	49.62	50.00	ug/L	99%		70-130
1,2-Dichloroethane-d4	50.97	50.00	ug/L	102%		70-130
Toluene-d8	49.58	50.00	ug/L	99%		70-130
Bromofluorobenzene	51.16	50.00	ug/L	102%		70-130

ENTHALPY ANALYTICAL

Batch QC

Type:	Lab Control Sample Duplicate	Lab ID:	QC1343012	Batch:	396057
Matrix:	Water	Method:	EPA 8260B	Prep Method:	EPA 5030B

QC1343012 Analyte	Result	Spiked	Units	Recovery	Qual	Limits	RPD	RPD Lim
1,1-Dichloroethene	52.93	50.00	ug/L	106%		69-128	4	23
MTBE	49.27	50.00	ug/L	99%		66-125	1	22
Benzene	52.10	50.00	ug/L	104%		76-121	2	21
Trichloroethene	49.57	50.00	ug/L	99%		76-124	2	22
Toluene	51.33	50.00	ug/L	103%		76-120	4	21
Chlorobenzene	49.87	50.00	ug/L	100%		78-120	3	20
Surrogates								
Dibromofluoromethane	48.70	50.00	ug/L	97%		70-130		
1,2-Dichloroethane-d4	50.27	50.00	ug/L	101%		70-130		
Toluene-d8	49.88	50.00	ug/L	100%		70-130		
Bromofluorobenzene	48.68	50.00	ug/L	97%		70-130		

Type:	Blank	Lab ID:	QC1343014	Batch:	396057
Matrix:	Water	Method:	EPA 8260B	Prep Method:	EPA 5030B

QC1343014 Analyte	Result	Qual	Units	RL	MDL	Prepared	Analyzed
Freon 12	ND		ug/L	1.0	0.2	02/22/26	02/22/26
Chloromethane	ND		ug/L	1.0	0.09	02/22/26	02/22/26
Vinyl Chloride	ND		ug/L	0.5	0.1	02/22/26	02/22/26
1,1-Dichloroethene	ND		ug/L	0.5	0.1	02/22/26	02/22/26
Methylene Chloride	ND		ug/L	10	0.2	02/22/26	02/22/26
1,1-Dichloroethane	ND		ug/L	0.5	0.09	02/22/26	02/22/26
cis-1,2-Dichloroethene	ND		ug/L	0.5	0.1	02/22/26	02/22/26
1,2-Dichloroethane	ND		ug/L	0.5	0.2	02/22/26	02/22/26
Benzene	ND		ug/L	0.5	0.1	02/22/26	02/22/26
Trichloroethene	ND		ug/L	0.5	0.1	02/22/26	02/22/26
Tetrachloroethene	ND		ug/L	0.5	0.2	02/22/26	02/22/26
1,4-Dichlorobenzene	ND		ug/L	0.5	0.2	02/22/26	02/22/26
Surrogates				**Limits**			
Dibromofluoromethane	94%		%REC	70-130		02/22/26	02/22/26
1,2-Dichloroethane-d4	97%		%REC	70-130		02/22/26	02/22/26
Toluene-d8	99%		%REC	70-130		02/22/26	02/22/26
Bromofluorobenzene	95%		%REC	70-130		02/22/26	02/22/26

ENTHALPY ANALYTICAL

Batch QC

Type:	Matrix Spike	Lab ID:	QC1343025	Batch:	396057
Matrix (Source ID):	Water (553528-001)	Method:	EPA 8260B	Prep Method:	EPA 5030B

QC1343025 Analyte	Result	Source Sample Result	Spiked	Units	Recovery	Qual	Limits	DF
1,1-Dichloroethene	21.63	ND	20.00	ug/L	108%		62-131	1
MTBE	20.98	ND	20.00	ug/L	105%		61-124	1
Benzene	21.80	ND	20.00	ug/L	109%		70-123	1
Trichloroethene	20.49	ND	20.00	ug/L	102%		65-131	1
Toluene	20.88	ND	20.00	ug/L	104%		69-120	1
Chlorobenzene	21.03	ND	20.00	ug/L	105%		72-121	1
Surrogates								
Dibromofluoromethane	49.12		50.00	ug/L	98%		70-130	1
1,2-Dichloroethane-d4	52.87		50.00	ug/L	106%		70-130	1
Toluene-d8	49.12		50.00	ug/L	98%		70-130	1
Bromofluorobenzene	48.51		50.00	ug/L	97%		70-130	1

Type:	Matrix Spike Duplicate	Lab ID:	QC1343026	Batch:	396057
Matrix (Source ID):	Water (553528-001)	Method:	EPA 8260B	Prep Method:	EPA 5030B

QC1343026 Analyte	Result	Source Sample Result	Spiked	Units	Recovery	Qual	Limits	RPD	RPD Lim	DF
1,1-Dichloroethene	22.25	ND	20.00	ug/L	111%		62-131	3	31	1
MTBE	21.62	ND	20.00	ug/L	108%		61-124	3	30	1
Benzene	22.53	ND	20.00	ug/L	113%		70-123	3	31	1
Trichloroethene	20.76	ND	20.00	ug/L	104%		65-131	1	31	1
Toluene	21.58	ND	20.00	ug/L	108%		69-120	3	29	1
Chlorobenzene	21.13	ND	20.00	ug/L	106%		72-121	0	29	1
Surrogates										
Dibromofluoromethane	49.37		50.00	ug/L	99%		70-130			1
1,2-Dichloroethane-d4	53.33		50.00	ug/L	107%		70-130			1
Toluene-d8	48.78		50.00	ug/L	98%		70-130			1
Bromofluorobenzene	48.39		50.00	ug/L	97%		70-130			1

Type:	Blank	Lab ID:	QC1343055	Batch:	396064
Matrix:	Water	Method:	EPA 8270C-SIM	Prep Method:	EPA 3535

QC1343055 Analyte	Result	Qual	Units	RL	MDL	Prepared	Analyzed
1,4-Dioxane	ND		ug/L	1.0	0.87	02/22/26	02/23/26
Surrogates				**Limits**			
1,4-Dioxane-d8 (SUR)	100%		%REC	80-120		02/22/26	02/23/26

ENTHALPY ANALYTICAL

Batch QC

Type:	Lab Control Sample	Lab ID:	QC1343056	Batch:	396064
Matrix:	Water	Method:	EPA 8270C-SIM	Prep Method:	EPA 3535

QC1343056 Analyte	Result	Spiked	Units	Recovery	Qual	Limits
1,4-Dioxane	11.10	10.00	ug/L	111%		79-120
Surrogates						
1,4-Dioxane-d8 (SUR)	9.358	10.00	ug/L	94%		80-120

Type:	Lab Control Sample Duplicate	Lab ID:	QC1343057	Batch:	396064
Matrix:	Water	Method:	EPA 8270C-SIM	Prep Method:	EPA 3535

QC1343057 Analyte	Result	Spiked	Units	Recovery	Qual	Limits	RPD	RPD Lim
1,4-Dioxane	9.221	10.00	ug/L	92%		79-120	19	20
Surrogates								
1,4-Dioxane-d8 (SUR)	10.00	10.00	ug/L	100%		80-120		

Type:	Blank	Lab ID:	QC1342796	Batch:	395997
Matrix:	Water	Method:	SM 4500-S2-D	Prep Method:	METHOD

QC1342796 Analyte	Result	Qual	Units	RL	MDL	Prepared	Analyzed
Sulfide	ND		mg/L	0.10		02/20/26	02/20/26

Type:	Lab Control Sample	Lab ID:	QC1342797	Batch:	395997
Matrix:	Water	Method:	SM 4500-S2-D	Prep Method:	METHOD

QC1342797 Analyte	Result	Spiked	Units	Recovery	Qual	Limits
Sulfide	0.9000	1.000	mg/L	90%		90-110

Type:	Matrix Spike	Lab ID:	QC1342809	Batch:	395997
Matrix (Source ID):	Water (553748-001)	Method:	SM 4500-S2-D	Prep Method:	METHOD

QC1342809 Analyte	Result	Source Sample Result	Spiked	Units	Recovery	Qual	Limits	DF
Sulfide	0.9000	ND	1.000	mg/L	90%		80-120	1

Type:	Matrix Spike Duplicate	Lab ID:	QC1342810	Batch:	395997
Matrix (Source ID):	Water (553748-001)	Method:	SM 4500-S2-D	Prep Method:	METHOD

QC1342810 Analyte	Result	Source Sample Result	Spiked	Units	Recovery	Qual	Limits	RPD	RPD Lim	DF
Sulfide	0.9000	ND	1.000	mg/L	90%		80-120	0	20	1

ENTHALPY ANALYTICAL

Batch QC

Type: Blank	Lab ID: QC1345566	Batch: 396766
Matrix: Water	Method: SM 5310B	Prep Method: SM 5310B

QC1345566 Analyte	Result	Qual	Units	RL	MDL	Prepared	Analyzed
Total Organic Carbon	ND		mg/L	1.0	0.49	03/01/26	03/01/26

Type: Lab Control Sample	Lab ID: QC1345567	Batch: 396766
Matrix: Water	Method: SM 5310B	Prep Method: SM 5310B

QC1345567 Analyte	Result	Spiked	Units	Recovery	Qual	Limits
Total Organic Carbon	23.71	25.00	mg/L	95%		85-115

Type: Matrix Spike	Lab ID: QC1345570	Batch: 396766
Matrix (Source ID): Water (554516-001)	Method: SM 5310B	Prep Method: SM 5310B

QC1345570 Analyte	Result	Source Sample Result	Spiked	Units	Recovery	Qual	Limits	DF
Total Organic Carbon	41,200	27670	12500	mg/L	108%		75-125	500

Type: Matrix Spike Duplicate	Lab ID: QC1345571	Batch: 396766
Matrix (Source ID): Water (554516-001)	Method: SM 5310B	Prep Method: SM 5310B

QC1345571 Analyte	Result	Source Sample Result	Spiked	Units	Recovery	Qual	Limits	RPD	RPD Lim	DF
Total Organic Carbon	41,400	27670	12500	mg/L	110%		75-125	0	25	500

Type: Blank	Lab ID: QC1345725	Batch: 396821
Matrix: Water	Method: SM 5310B	Prep Method: SM 5310B

QC1345725 Analyte	Result	Qual	Units	RL	MDL	Prepared	Analyzed
Total Organic Carbon	ND		mg/L	1.0	0.49	03/02/26	03/02/26

Type: Lab Control Sample	Lab ID: QC1345726	Batch: 396821
Matrix: Water	Method: SM 5310B	Prep Method: SM 5310B

QC1345726 Analyte	Result	Spiked	Units	Recovery	Qual	Limits
Total Organic Carbon	24.19	25.00	mg/L	97%		85-115

Type: Matrix Spike	Lab ID: QC1345727	Batch: 396821
Matrix (Source ID): Water (554503-001)	Method: SM 5310B	Prep Method: SM 5310B

QC1345727 Analyte	Result	Source Sample Result	Spiked	Units	Recovery	Qual	Limits	DF
Total Organic Carbon	42,060	28610	12500	mg/L	108%		75-125	500

ENTHALPY ANALYTICAL

Batch QC

Type:	Matrix Spike Duplicate	Lab ID:	QC1345728	Batch:	396821
Matrix (Source ID):	Water (554503-001)	Method:	SM 5310B	Prep Method:	SM 5310B

QC1345728 Analyte	Result	Source Sample Result	Spiked	Units	Recovery	Qual	Limits	RPD	RPD Lim	DF
Total Organic Carbon	44,100	28610	12500	mg/L	124%		75-125	5	25	500

Type:	Blank	Lab ID:	QC1343967	Batch:	396315
Matrix:	Water	Method:	SM2320B	Prep Method:	METHOD

QC1343967 Analyte	Result	Qual	Units	RL	MDL	Prepared	Analyzed
Alkalinity, Bicarbonate, as CaCO3	ND		mg/L	2.0		02/24/26	02/24/26
Alkalinity, Total as CaCO3	ND		mg/L	2.0		02/24/26	02/24/26

Type:	Lab Control Sample	Lab ID:	QC1343984	Batch:	396315
Matrix:	Water	Method:	SM2320B	Prep Method:	METHOD

QC1343984 Analyte	Result	Spiked	Units	Recovery	Qual	Limits
Alkalinity, Total as CaCO3	97.46	100.0	mg/L	97%		90-110

Type:	Sample Duplicate	Lab ID:	QC1343997	Batch:	396315
Matrix (Source ID):	Water (553528-001)	Method:	SM2320B	Prep Method:	METHOD

QC1343997 Analyte	Result	Source Sample Result	Units	Qual	RPD	RPD Lim	DF
Alkalinity, Bicarbonate, as CaCO3	307.0	305.0	mg/L		1	20	2.5
Alkalinity, Total as CaCO3	307.0	305.0	mg/L		1	20	2.5

Type:	Blank	Lab ID:	QC1343793	Batch:	396291
Matrix:	Water	Method:	SM2540C	Prep Method:	METHOD

QC1343793 Analyte	Result	Qual	Units	RL	MDL	Prepared	Analyzed
Total Dissolved Solids	ND		mg/L	10		02/24/26	02/26/26

Type:	Lab Control Sample	Lab ID:	QC1343794	Batch:	396291
Matrix:	Water	Method:	SM2540C	Prep Method:	METHOD

QC1343794 Analyte	Result	Spiked	Units	Recovery	Qual	Limits
Total Dissolved Solids	1,020	1000	mg/L	102%		90-110

Type:	Sample Duplicate	Lab ID:	QC1343795	Batch:	396291
Matrix (Source ID):	Water (553524-001)	Method:	SM2540C	Prep Method:	METHOD

QC1343795 Analyte	Result	Source Sample Result	Units	Qual	RPD	RPD Lim	DF
Total Dissolved Solids	542.0	534.0	mg/L		1	5	2

Batch QC

Type:	**Sample Duplicate**	**Lab ID:**	**QC1343796**	**Batch:**	**396291**
Matrix (Source ID):	**Water (553579-001)**	**Method:**	**SM2540C**	**Prep Method:**	**METHOD**

QC1343796 Analyte	Result	Source Sample Result	Units	Qual	RPD	RPD Lim	DF
Total Dissolved Solids	390.0	354.0	mg/L		10*	5	2

* Value is outside QC limits
E Response exceeds instrument's linear range
J Estimated value
ND Not Detected
NM Not Meaningful

Laboratory Job Number 553528

Subcontracted Products

McCampbell Analytical, Inc.

McCampbell Analytical, Inc.

"When Quality Counts"

Analytical Report

WorkOrder: 2602E85

Report Created for: Enthalpy Analytical

931 West Barkley Avenue
Orange, CA 92868

Project Contact: David Tripp
Project P.O.: 079649
Project: EO-553528

Project Location:
Project Received: 02/19/2026

Analytical Report reviewed & approved for release on 02/26/2026 by:

Tracy Babjar
Project Manager

McCampbell Analytical Inc. is not accredited for all the testing in this report. The report shall not be reproduced except in full, without the written approval of the laboratory. The analytical results relate only to the items tested.

1534 Willow Pass Rd. Pittsburg, CA 94565 ♦ TEL: (877) 252-9262 ♦ FAX: (925) 252-9269 ♦ www.mccampbell.com

McCampbell Analytical, Inc.
"When Quality Counts"

1534 Willow Pass Road, Pittsburg, CA 94565-1701
Toll Free Telephone: (877) 252-9262 / Fax: (925) 252-9269
http://www.mccampbell.com / E-mail: main@mccampbell.com

Glossary of Terms & Qualifier Definitions

Client: Enthalpy Analytical **WorkOrder:** 2602E85

Project: EO-553528

Glossary Abbreviation

%D	Serial Dilution Percent Difference
95% Interval	95% Confident Interval
CCV	Continuing Calibration Verification.
CCV REC (%)	% recovery of Continuing Calibration Verification.
CPT	Consumer Product Testing not NELAP Accredited
DF	Dilution Factor
DI WET	(DISTLC) Waste Extraction Test using DI water
DISS	Dissolved (direct analysis of 0.45 µm filtered and acidified water sample)
DLT	Dilution Test (Serial Dilution)
DUP	Duplicate
EDL	Estimated Detection Limit
ERS	External reference sample. Second source calibration verification.
ITEF	International Toxicity Equivalence Factor
LCS	Laboratory Control Sample
LCS2	Second LCS for the batch. Spike level is lower than that for the first LCS; applicable to method 1633.
LQL	Lowest Quantitation Level
MB	Method Blank
MB IS/SS % Rec	% Recovery of Internal Standard or Surrogate in Method Blank, if applicable
MB SS % Rec	% Recovery of Surrogate in Method Blank, if applicable
MDL	Method Detection Limit [1]
ML	Minimum Level of Quantitation
MS	Matrix Spike
MSD	Matrix Spike Duplicate
NA	Not Applicable
ND	Not detected at or above the indicated MDL or RL.
NR	Data Not Reported due to matrix interference or insufficient sample amount.
PDS	Post Digestion Spike
PF	Prep Factor
RD	Relative Difference
RL	Reporting Limit [2]
RPD	Relative Percent Difference
RRT	Relative Retention Time
RSD	Relative Standard Deviation
SNR	Surrogate is diluted out of the calibration range

[1] MDL is the minimum measured concentration of a substance that can be reported with 99% confidence that the measured concentration is distinguishable from method blank results. Definition and Procedure for the Determination of the Method Detection Limit, Revision 2, 40CFR, Part 136, Appendix B, EPA 821-R-16-006, December 2016. Values are based upon our default extraction volume/amount and are subject to change.

[2] RL is the lowest level that can be reliably determined within specified limits of precision and accuracy during routine laboratory operating conditions. (The RL cannot be lower than the lowest calibration standard used in the initial calibration of the instrument and must be greater than the MDL.) Values are based upon our default extraction volume/amount and are subject to change.

McCampbell Analytical, Inc.
"When Quality Counts"

1534 Willow Pass Road, Pittsburg, CA 94565-1701
Toll Free Telephone: (877) 252-9262 / Fax: (925) 252-9269
http://www.mccampbell.com / E-mail: main@mccampbell.com

Glossary of Terms & Qualifier Definitions

Client: Enthalpy Analytical **WorkOrder:** 2602E85

Project: EO-553528

SPK Val	Spike Value
SPKRef Val	Spike Reference Value
SPLP	Synthetic Precipitation Leachate Procedure
ST	Sorbent Tube
TCLP	Toxicity Characteristic Leachate Procedure
TEQ	Toxicity Equivalents
TNTC	“Too Numerous to Count;” greater than 250 colonies observed on the plate.
TPH-Diesel	Sample results for semi-volatile TPH (diesel, kerosene, oil, etc) were calculated using a background subtraction procedure to correct for instrument baseline rise (column bleed) as described in Sec 7.7.2.2 of EPA 8015 B, C.
TZA	TimeZone Net Adjustment for sample collected outside of MAI's Coordinated Universal Time (UTC). (Adjustment for Daylight Saving is not accounted.)
WET (STLC)	Waste Extraction Test (Soluble Threshold Limit Concentration)

McCampbell Analytical, Inc.
"When Quality Counts"

1534 Willow Pass Road, Pittsburg, CA 94565-1701
Toll Free Telephone: (877) 252-9262 / Fax: (925) 252-9269
http://www.mccampbell.com / E-mail: main@mccampbell.com

Analytical Report

Client:	Enthalpy Analytical	**WorkOrder:**	2602E85
Date Received:	02/19/2026 10:27	**Extraction Method:**	RSK175
Date Prepared:	02/25/2026	**Analytical Method:**	RSK175
Project:	EO-553528	**Unit:**	µg/L

Dissolved Carbon Dioxide by RSK 175

Client ID	Lab ID	Matrix	Date Collected	Instrument FileID	Batch ID
DW-29	2602E85-001A	Water	02/18/2026 10:49	GC26 0225261104.D	336484

Analytes	Result	MDL	RL	DF	Date Analyzed
Carbon Dioxide	**12,000**	500	500	10	02/25/2026 16:20

Analyst(s): CLO

Client ID	Lab ID	Matrix	Date Collected	Instrument FileID	Batch ID
DW-31	2602E85-002A	Water	02/18/2026 11:45	GC26 0225261105.D	336484

Analytes	Result	MDL	RL	DF	Date Analyzed
Carbon Dioxide	**61,000**	2500	2500	50	02/25/2026 16:55

Analyst(s): CLO

Client ID	Lab ID	Matrix	Date Collected	Instrument FileID	Batch ID
FP-01	2602E85-003A	Water	02/18/2026 09:39	GC26 0225261106.D	336484

Analytes	Result	MDL	RL	DF	Date Analyzed
Carbon Dioxide	**25,000**	1000	1000	20	02/25/2026 17:41

Analyst(s): CLO

McCampbell Analytical, Inc.
"When Quality Counts"

1534 Willow Pass Road, Pittsburg, CA 94565-1701
Toll Free Telephone: (877) 252-9262 / Fax: (925) 252-9269
http://www.mccampbell.com / E-mail: main@mccampbell.com

Quality Control Report

Client:	Enthalpy Analytical	**WorkOrder:**	2602E85
Date Prepared:	02/25/2026	**BatchID:**	336484
Date Analyzed:	02/25/2026	**Extraction Method:**	RSK175
Instrument:	GC26	**Analytical Method:**	RSK175
Matrix:	Water	**Unit:**	µg/L
Project:	EO-553528	**Sample ID:**	MB/LCS/LCSD-336484

QC Summary Report for RSK175

Analyte	MB Result	MDL	RL			
Carbon Dioxide	ND	50	50	-	-	-

Analyte	LCS Result	LCSD Result	SPK Val	LCS %REC	LCSD %REC	LCS/LCSD Limits	RPD	RPD Limit
Carbon Dioxide	160	200	187.2	87	105	70-130	19.2	30

McCampbell Analytical, Inc.
1534 Willow Pass Rd
Pittsburg, CA 94565-1701
(925) 252-9262

CHAIN-OF-CUSTODY RECORD

WorkOrder: 2602E85 **ClientCode: ENO** **QuoteID: 262776**

☐ WaterTrax ☐ CLIP ☐ EDF ☑ EQuIS ☑ Dry-Weight ☑ Email ☐ HardCopy ☐ ThirdParty ☑ J-flag
☑ Detection Summary ☑ **Excel** [A1_Standard _QC]

Report to:
David Tripp
Enthalpy Analytical
931 West Barkley Avenue
Orange, CA 92868
657-581-4710 FAX:

Email: david.tripp@enthalpy.com
cc/3rd Party: incomingreports@enthalpy.com;
PO: 079649
Project: EO-553528

Bill to:
Accounts Payable/Enthalpy SoCal
Montrose Environmental Group
PO Box 842165
Boston, MA 02284-2165
003EL_ap@montrose-env.com

Requested TAT: 5 days;

Date Received: **02/19/2026**
Date Logged: **02/20/2026**

Lab ID	ClientSampID	Matrix	Collection Date	Hold	Requested Tests (See legend below)											
					1	2	3	4	5	6	7	8	9	10	11	12
2602E85-001	DW-29	Water	2/18/2026 10:49	☐	A	A										
2602E85-002	DW-31	Water	2/18/2026 11:45	☐	A	A										
2602E85-003	FP-01	Water	2/18/2026 09:39	☐	A	A										

Test Legend:

1	PRDisposal Fee	2	RSK175_CO2_W	3		4	
5		6		7		8	
9		10		11		12	

Project Manager: Jena Alfaro **Prepared by:**

Comments:

NOTE: Soil samples are discarded 60 days after receipt unless other arrangements are made (Water samples are 30 days).
Hazardous samples will be returned to client or disposed of at client expense.

McCampbell Analytical, Inc.
"When Quality Counts"

1534 Willow Pass Road, Pittsburg, CA 94565-1701
Toll Free Telephone: (877) 252-9262 / Fax: (925) 252-9269
http://www.mccampbell.com / E-mail: main@mccampbell.com

WORK ORDER SUMMARY

Client Name: ENTHALPY ANALYTICAL **Project:** EO-553528 **Work Order:** 2602E85
Client Contact: David Tripp **QC Level:** LEVEL 2
Contact's Email: david.tripp@enthalpy.com **Comments:** **Date Logged:** 2/20/2026

☐ WaterTrax ☐ CLIP ☐ EDF ☑ Excel ☐ EQuIS ☑ Email ☐ HardCopy ☐ ThirdParty ☑ J-flag

LabID	ClientSampID	Matrix	Test Name	Cont./ Comp.	Bottle & Preservative	U**	Head Space	Dry-Weight	Collection Date & Time	TAT	Test Due Date	Sediment Content	Hold	Sub Out
001A	DW-29	Water	RSK175 (CO2)	2	VOA, Unpres	☐	☐	☐	2/18/2026 10:49	5 days	2/26/2026	Present	☐	☐
002A	DW-31	Water	RSK175 (CO2)	2	VOA, Unpres	☐	☐	☐	2/18/2026 11:45	5 days	2/26/2026	Present	☐	☐
003A	FP-01	Water	RSK175 (CO2)	2	VOA, Unpres	☐	☐	☐	2/18/2026 9:39	5 days	2/26/2026	Present	☐	☐

NOTES: * STLC and TCLP extractions require 2 days to complete; therefore, all TATs begin after the extraction is completed (i.e., One-day TAT yields results in 3 days from sample submission).

- ISM prep requires 5 to 10 days to complete; therefore, all TATs begin after the extraction is completed (i.e., One-day TAT yields results in 6 to 11 days from sample submission). Due date listed on WO summary will not accurately reflect the time needed for sample preparation.

- Organic extracts are held for 40 days before disposal; Inorganic extract are held for 30 days.

- MAI assumes that all material present in the provided sampling container is considered part of the sample - MAI does not exclude any material from the sample prior to sample preparation unless requested in writing by the client.

U = An unpreserved container was received for a method that suggests a preservation in order to extend hold time for analysis.**

Cont./Comp. = Containers /Composites

2602E85

ENTHALPY ANALYTICAL
931 West Barkley Ave
Orange, CA 92868
(714) 771-6900

Subcontract Laboratory:
McCampbell Analytical, Inc.
1534 Willow Pass Rd.
Pittsburg, CA 94565
ATTN: Quote ID: 252619
PO #: Quote ID: 262776

Enthalpy Order: EO-553528
PM: David Tripp
Email: david.tripp@enthalpy.com
CC: incomingreports@enthalpy.com
Phone: 657-581-4710

Results Due: Standard TAT
Report Level: II
Report To: MDL
EDDs: Standard Excel EDD

Notes:

Sample ID	Collected	Lab ID	# Cont.	Matrix	Analysis Requested	Comment
DW-29	18-FEB-2026 10:49	553528-001	2	Water	RSK-175 CO2	
DW-31	18-FEB-2026 11:45	553528-002	2	Water	RSK-175 CO2	
FP-01	18-FEB-2026 09:39	553528-003	2	Water	RSK-175 CO2	

Notes:	Relinquished By:	Received By:
	[signature]	GLS
	Date: 2·18·26 3pm	Date: 2·18·26 / 3pm
	GLS	[signature]
	Date: 2·19·26	Date: 2/19/26 1027
	Date:	Date:

3.6°C wet IR39

650: 5640790052

McCampbell Analytical, Inc.
"When Quality Counts"

1534 Willow Pass Road, Pittsburg, CA 94565-1701
Toll Free Telephone: (877) 252-9262 / Fax: (925) 252-9269
http://www.mccampbell.com / E-mail: main@mccampbell.com

Sample Receipt Checklist

Client Name: Enthalpy Analytical
Project: EO-553528

Date and Time Received: 2/19/2026 10:27
Date Logged: 2/20/2026
Received by: Agustina Venegas
Logged by:

WorkOrder №: 2602E85 Matrix: Water
Carrier: Golden State Overnight

Chain of Custody (COC) Information

Chain of custody present?	Yes	☑	No	☐		
Chain of custody signed when relinquished and received?	Yes	☑	No	☐		
Chain of custody agrees with sample labels?	Yes	☑	No	☐		
Sample IDs noted by Client on COC?	Yes	☑	No	☐		
Date and Time of collection noted by Client on COC?	Yes	☑	No	☐		
Sampler's name noted on COC?	Yes	☐	No	☑		
COC agrees with Quote?	Yes	☑	No	☐	NA	☐
COC quote is active?	Yes	☑	No	☐	NA	☐

Sample Receipt Information

Custody seals intact on shipping container/cooler?	Yes	☐	No	☐	NA	☑
Custody seals intact on sample bottles?	Yes	☐	No	☐	NA	☑
Shipping container/cooler in good condition?	Yes	☑	No	☐		
Samples in proper containers/bottles?	Yes	☑	No	☐		
Sample containers intact?	Yes	☑	No	☐		
Sufficient sample volume for indicated test?	Yes	☑	No	☐		

Sample Preservation and Hold Time (HT) Information

All samples received within holding time?	Yes	☑	No	☐	NA	☐
Samples Received on Ice?	Yes	☑	No	☐		

(Ice Type: WET ICE)

Sample/Temp Blank temperature	Temp: 3.6°C				NA	☐
ZHS conditional analyses: VOA meets zero headspace requirement (VOCs, TPHg/BTEX, RSK)?	Yes	☑	No	☐	NA	☐
Sample labels checked for correct preservation?	Yes	☑	No	☐		
pH acceptable upon receipt (Metal: <2)?	Yes	☐	No	☐	NA	☑

UCMR Samples:

pH tested and acceptable upon receipt (200.7: ≤2; 533: 6 - 8; 537.1: 6 - 8)?	Yes	☐	No	☐	NA	☑
Free Chlorine tested and acceptable upon receipt (<0.1mg/L) [not applicable to 200.7]?	Yes	☐	No	☐	NA	☑

Comments:

Enthalpy Analytical
931 West Barkley Ave
Orange, CA 92868
(714) 771-6900

enthalpy.com

Lab Job Number : 555786
Report Level : II
Report Date : 03/31/2026

Analytical Report *prepared for:*

Matt Breuer
Waste Connections
Chiquita Canyon Landfill
29201 Henry Mayo Drive
Castaic, CA 91384

Project: GW MONITORING - CCLF Groundwater

Authorized for release by:

David Tripp, Project Manager
657-581-4710
david.tripp@enthalpy.com

This data package has been reviewed for technical correctness and completeness. Release of this data has been authorized by the Laboratory Manager or the Manager's designee, as verified by the above signature which applies to this PDF file as well as any associated electronic data deliverable files. The results contained in this report meet all requirements of NELAP and pertain only to those samples which were submitted for analysis. This report may be reproduced only in its entirety.

CA ELAP# 1338, CA ELAP #1338-S1, NELAP# 4038, SCAQMD LAP# 18LA0518, LACSD ID# 10105, ORELAP# 4197

ENTHALPY ANALYTICAL

Sample Summary

Matt Breuer
Waste Connections
Chiquita Canyon Landfill
29201 Henry Mayo
Drive
Castaic, CA 91384

Lab Job #:	555786
Project No:	GW MONITORING
Location:	CCLF Groundwater
Date Received:	03/19/26

Sample ID	Lab ID	Collected	Matrix
DW-29	555786-001	03/19/26 11:35	Water
DW-31	555786-002	03/19/26 10:53	Water
FP-01	555786-003	03/19/26 09:53	Water
QCFB	555786-004	03/19/26 10:56	Water
QCTB	555786-005	03/19/26 00:00	Water

ENTHALPY ANALYTICAL

Case Narrative

Waste Connections Chiquita Canyon Landfill 29201 Henry Mayo Drive Castaic, CA 91384 Matt Breuer	Lab Job Number: 555786 Project No: GW MONITORING Location: CCLF Groundwater Date Received: 03/19/26

- This data package contains sample and QC results for five water samples, requested for the above referenced project on 03/20/26. The samples were received in good condition.
- EPA 300.0, EPA 350.1, EPA 410.4, EPA 6010B, EPA 8270C-SIM, SM 4500-S2-D, SM 5310B, SM2320B, and SM2540C analyses were performed at 931 West Barkley Ave, Orange, CA, 92868.
- EPA 8260B analysis was performed at 2532 E Cerritos Ave., Anaheim, CA, 92806.

Volatile Organics by GC/MS (EPA 8260B):
No analytical problems were encountered.

Semivolatile Organics by GC/MS SIM (EPA 8270C-SIM):
No analytical problems were encountered.

Total Organic Carbon by IR (SM 5310B):
No analytical problems were encountered.

Metals (EPA 6010B):
No analytical problems were encountered.

Ion Chromatography (EPA 300.0):

- High recoveries were observed for bromide, fluoride, and nitrogen, nitrate in the MSD for batch 398567; the parent sample was not a project sample, the LCS was within limits, and the associated RPDs were within limits.
- High recoveries were observed for a number of analytes in the second MS/MSD pair for batch 398567; the parent sample was not a project sample, the LCS was within limits, and the associated RPDs were within limits.
- No other analytical problems were encountered.

Chemical Oxygen Demand by EPA 410.4 (EPA 410.4):
No analytical problems were encountered.

Alkalinity (SM2320B):
No analytical problems were encountered.

Sulfide (SM 4500-S2-D):
No analytical problems were encountered.

Total Dissolved Solids (TDS) (SM2540C):

- High RPD was observed for total dissolved solids in the SDUP of DW-31 (lab # 555786-002).
- No other analytical problems were encountered.

Chemical Oxygen Demand (EPA 410.4):
No analytical problems were encountered.

Ammonia and TKN- Semi-Automated Method (SM 4500-NH3-G):
No analytical problems were encountered.

RSK-175 CO2 (RSK-175):

McCampbell Analytical, Inc. in Pittsburg, CA performed the analysis (see sublab report section for certifications). Please see the McCampbell Analytical, Inc. case narrative.

ENTHALPY ANALYTICAL

Chain of Custody Record

Lab No: 555786

Page: 1 of 1

Turn Around Time (rush by advanced notice only)					
Standard:	X	5 Day:		3 Day:	
2 Day:		1 Day:		Custom TAT:	

Enthalpy Analytical

931 W Barkely Ave, Orange, CA 92868

(714) 771-6900

Matrix: A = Air S = Soil/Solid W = Water DW = Drinking Wate SD = Sediment PP = Pure Product SEA = Sea Water SW = Swab T = Tissue WP = Wipe O = Other

Preservatives: 1 = $Na_2S_2O_3$ 2 = HCl 3 = HNO_3 4 = H_2SO_4 5 = NaOH 6 = Other

Sample Receipt Temp: 1.0 / 1.4 (lab use only)

CUSTOMER INFORMATION		PROJECT INFORMATION	
Company:	Chiquita Canyon Landfill	Name:	Matt Breuer
Report To:	Matt Breuer	Number:	661-257-3655
Email:	Matthew.Breuer@wasteconnections.com	P.O. #:	
Address:	29201 Henry Mayo Drive	Address:	
	Castaic, CA, 91384		
Phone:	661-257-3655	Global ID:	L10003464243
Fax:		Sampled By:	Paul Chang

Test Instructions / Comments

Quarterly MPars

cc report to:
pchang@changenvironmental.com Basic EDD & GeoTracker EDF

	Sample ID	Sampling Date	Sampling Time	Matrix	Container No. / Size	Pres.	VOCs (EPA 8260B)	1,4-Dioxane	Alkalinity, total	Bicarbonate as CaCO3	Ammonia-N, Nitrate-N	COD, Cl, SO4, TDS, TOC	B, Ca, Fe, K, Mg, Mn, Na	Bromide, Fluoride, Sulfide	Carbon dioxide
1	DW-29	3/19/26	1135	W	13	var.	X	X	X	X	X	X	X	X	X
2	DW-31		1053		13		X	X	X	X	X	X	X	X	X
3	FP-01		953		13		X	X	X	X	X	X	X	X	X
4	QCFB		1056		3		X								
5	QCTB	—	—		2		X								
6															
7															
8															
9															
10															

Login 555786

	Signature	Print Name	Company / Title	Date / Time
[1] Relinquished By:		Paul Chang	CEL	3/19/26 1:11pm
[1] Received By:		Alicet	EA/NH	3/19/26 1:11pm
[2] Relinquished By:		Alicet	EA/NH	3/20/26 9:10
[2] Received By:		Gloria	EANH	3.20.26 9:10
[3] Relinquished By:		Gloria	EANH	3.20.26 10:30
[3] Received By:		Dena	EA	3-20-26 1030

CEL: [signature] 3-20-26 1110 Rec'd NCH EA 3-20-26 11:10

SAMPLE RECEIPT CHECKLIST

Section 1: General Info

Date Received: 3/19/26 WO# 555786 Client: Chiquita Canyon Landfill

Section 2: Shipping / Custody **Are custody seals present?** ☐ Yes ☒ No

Custody seals intact on arrival? ☐ N/A ☒ Yes ☐ No ☐ On cooler / box ☐ On samples

☐ Courier ☒ Walk-In ☐ Field Sampling ☐ Shipping Info: _____

Section 3a: Condition / Packaging ☐ **Outside 0.0 - 6.0°C (0.0 - 10.0°C for microbiology) (PM notified)**

Date Opened 3/19/26 By (initials) AXT Type of ice used: ☒ Wet ☐ Blue/Gel ☐ None

☑ Samples received on ice directly from the field; cooling process had begun. (if checked, skip temperatures)

☐ Sample matrix doesn't require cooling (e.g. air, bulk PCB). (if checked, skip temperatures)

If no cooler: Observed/Adjusted Temp (°C): ____ / ____ Thermometer/IR Gun: IR03 CF: +0.8

Cooler Temp (°C) #1: 18.1/18.3 #2: ____/____ #3: ____/____ #4: ____/____ #5: ____/____ #6: ____/____

Section 3b: Microbiology Samples ☒ **No microbiology samples submitted (skip 3b)**

☐ Within temp range 0.0 - 10.0°C or received on ice directly from field.

☐ Adequate headspace for microbiology analysis.

Section 3c: Air Samples ☒ **No air samples submitted (skip 3c)**

☐ 1.4L Canisters ☐ 6L Canisters ☐ Tedlar Bags ☐ MCE Cassettes ☐ Sorbent Tubes ☐ Other _____

Section 4: Containers / Labels / Samples	YES	NO	N/A
1) Were custody papers present, filled properly, and legible?	✓		
2) Is the sampler's name present on the CoC?	✓		
3) Were containers received in good condition (unbroken / unopened / uncompromised)?	✓		
4) Were the samples bagged? (required for microbiology samples; recommended for soil samples)			✓
5) Were all of, and only, the correct samples received?	✓		
6) Are sample labels present, legible, and in agreement with the CoC?	✓		
7) Does the container count match the CoC?	✓		
8) Was sufficient sample volume / mass received for the analyses requested?	✓		
9) Were samples received in proper containers for the analyses requested?	✓		
10) Were samples received with > 1/2 holding time remaining?	✓		
11) Are samples properly preserved as indicated by CoC / labels?		✓	
12) Unpreserved VOAs received - If necessary, was the hold time changed in LIMS?		✓	
13) Are VOA vials free from headspace/bubbles > 6mm?		✓	

Section 5: Explanations / Comments

(If no comments are made, then no discrepancies noted.)

☐ **No additional discrepancies**

Date Logged 3/19/26 **By (print)** AXT **(sign)** _____

Date Labeled _____ **By (print)** _____ **(sign)** _____

SAMPLE RECEIPT CHECKLIST

Section 1: General Info

Date Received: 3/20/26 WO# 555786 Client: WASTECONNECTIONS

Section 2: Shipping / Custody **Are custody seals present?** ☐ Yes ☐ No

Custody seals intact on arrival? ■ N/A ☐ Yes ☐ No ☐ On cooler / box ☐ On samples

■ Courier ☐ Walk-In ☐ Field Sampling ☐ Shipping Info: _____

Section 3a: Condition / Packaging ☐ **Outside 0.0 - 6.0°C (0.0 - 10.0°C for microbiology) (PM notified)**

Date Opened 3/20/26 By (initials) DEP Type of ice used: ■ Wet ☐ Blue/Gel ☐ None

☐ Samples received on ice directly from the field; cooling process had begun. (if checked, skip temperatures)

☐ Sample matrix doesn't require cooling (e.g. air, bulk PCB). (if checked, skip temperatures)

If no cooler: Observed/Adjusted Temp (°C): _____ / _____ Thermometer/IR Gun: IR15 CF: +0.4

Cooler Temp (°C) #1: 1.0 / 1.4 #2: ____/____ #3: ____/____ #4: ____/____ #5: ____/____ #6: ____/____

Section 3b: Microbiology Samples ■ **No microbiology samples submitted (skip 3b)**

☐ Within temp range 0.0 - 10.0°C or received on ice directly from field.

☐ Adequate headspace for microbiology analysis.

Section 3c: Air Samples ■ **No air samples submitted (skip 3c)**

☐ 1.4L Canisters ☐ 6L Canisters ☐ Tedlar Bags ☐ MCE Cassettes ☐ Sorbent Tubes ☐ Other _____

Section 4: Containers / Labels / Samples	YES	NO	N/A
1) Were custody papers present, filled properly, and legible?	X		
2) Is the sampler's name present on the CoC?	X		
3) Were containers received in good condition (unbroken / unopened / uncompromised)?	X		
4) Were the samples bagged? (required for microbiology samples; recommended for soil samples)	X		
5) Were all of, and only, the correct samples received?	X		
6) Are sample labels present, legible, and in agreement with the CoC?	X		
7) Does the container count match the CoC?	X		
8) Was sufficient sample volume / mass received for the analyses requested?	X		
9) Were samples received in proper containers for the analyses requested?	X		
10) Were samples received with > 1/2 holding time remaining?		X	
11) Are samples properly preserved as indicated by CoC / labels?	X		
12) Unpreserved VOAs received - If necessary, was the hold time changed in LIMS?		X	
13) Are VOA vials free from headspace/bubbles > 6mm?		X	

Section 5: Explanations / Comments

(If no comments are made, then no discrepancies noted.)

4.10: Nitrate received with 1/2 holding time remaining

4.13: For sample -003, 1/3 HCL VOA vials & For sample -005, 1/2 HCL VOA vials have headspace 26mm

☐ **No additional discrepancies**

Date Logged 3/19/26 **By (print)** AXT **(sign)** NA

Date Labeled 3/19/26 **By (print)** AXT **(sign)** NA

ENTHALPY ANALYTICAL

Analysis Results for 555786

Matt Breuer
Waste Connections
Chiquita Canyon Landfill
29201 Henry Mayo Drive
Castaic, CA 91384

Lab Job #: 555786
Project No: GW MONITORING
Location: CCLF Groundwater
Date Received: 03/19/26

Sample ID: DW-29 **Lab ID: 555786-001** **Collected: 03/19/26 11:35**
Matrix: Water

555786-001 Analyte	Result	Qual	Units	RL	MDL	DF	Batch	Prepared	Analyzed	Chemist
Method: EPA 300.0 Prep Method: METHOD										
Fluoride	**0.36**		mg/L	0.20	0.059	1	398567	03/20/26 11:59	03/20/26 14:56	KUM
Chloride	**93**		mg/L	1.0	0.26	1	398567	03/20/26 11:59	03/20/26 14:56	KUM
Bromide	**0.30**		mg/L	0.30	0.061	1	398567	03/20/26 11:59	03/20/26 14:56	KUM
Nitrogen, Nitrate	**1.9**		mg/L	0.10	0.05	1	398567	03/20/26 11:59	03/20/26 14:56	KUM
Sulfate	**360**		mg/L	10	1.8	10	398567	03/20/26 11:59	03/20/26 15:17	KUM
Method: EPA 350.1 Prep Method: METHOD										
Ammonia-N	ND		mg/L	0.10	0.068	1	398791	03/24/26	03/24/26	JAK
Method: EPA 410.4 Prep Method: EPA 410.4										
Chemical Oxygen Demand	**18**		mg/L	4.0	2.0	1	398818	03/24/26	03/25/26	ARM
Method: EPA 6010B Prep Method: EPA 3015A										
Boron	**0.40**		mg/L	0.050	0.0023	1	398598	03/20/26	03/21/26	SBW
Calcium	**80**		mg/L	0.10	0.022	1	398598	03/20/26	03/21/26	SBW
Iron	**0.070**		mg/L	0.050	0.027	1	398598	03/20/26	03/21/26	SBW
Magnesium	**11**		mg/L	0.10	0.010	1	398598	03/20/26	03/21/26	SBW
Manganese	**0.22**		mg/L	0.010	0.00075	1	398598	03/20/26	03/23/26	SBW
Potassium	**1.6**		mg/L	0.50	0.15	1	398598	03/20/26	03/21/26	SBW
Sodium	**240**		mg/L	0.50	0.017	1	398598	03/20/26	03/23/26	SBW
Method: EPA 8260B Prep Method: EPA 5030B										
Freon 12	ND		ug/L	1.0	0.1	1	398796	03/24/26	03/24/26	HMN
Chloromethane	ND		ug/L	1.0	0.2	1	398796	03/24/26	03/24/26	HMN
Vinyl Chloride	ND		ug/L	0.5	0.1	1	398796	03/24/26	03/24/26	HMN
1,1-Dichloroethene	ND		ug/L	0.5	0.08	1	398796	03/24/26	03/24/26	HMN
Methylene Chloride	ND		ug/L	10	0.2	1	398796	03/24/26	03/24/26	HMN
1,1-Dichloroethane	ND		ug/L	0.5	0.1	1	398796	03/24/26	03/24/26	HMN
cis-1,2-Dichloroethene	ND		ug/L	0.5	0.09	1	398796	03/24/26	03/24/26	HMN
1,2-Dichloroethane	ND		ug/L	0.5	0.1	1	398796	03/24/26	03/24/26	HMN
Benzene	ND		ug/L	0.5	0.1	1	398796	03/24/26	03/24/26	HMN
Trichloroethene	ND		ug/L	0.5	0.1	1	398796	03/24/26	03/24/26	HMN
Tetrachloroethene	ND		ug/L	0.5	0.1	1	398796	03/24/26	03/24/26	HMN
1,4-Dichlorobenzene	ND		ug/L	0.5	0.2	1	398796	03/24/26	03/24/26	HMN
Surrogates				**Limits**						
Dibromofluoromethane	97%		%REC	70-130		1	398796	03/24/26	03/24/26	HMN
1,2-Dichloroethane-d4	106%		%REC	70-130		1	398796	03/24/26	03/24/26	HMN
Toluene-d8	97%		%REC	70-130		1	398796	03/24/26	03/24/26	HMN
Bromofluorobenzene	102%		%REC	70-130		1	398796	03/24/26	03/24/26	HMN

Results for any subcontracted analyses are not included in this section.

ENTHALPY ANALYTICAL

Analysis Results for 555786

555786-001 Analyte	Result	Qual	Units	RL	MDL	DF	Batch	Prepared	Analyzed	Chemist
Method: EPA 8270C-SIM Prep Method: EPA 3535										
1,4-Dioxane	ND		ug/L	1.0	0.84	1	398764	03/23/26	03/24/26	ZFA
Surrogates				**Limits**						
1,4-Dioxane-d8 (SUR)	103%		%REC	80-120		1	398764	03/23/26	03/24/26	ZFA
Method: SM 4500-S2-D Prep Method: METHOD										
Sulfide	ND		mg/L	0.10		1	398619	03/20/26	03/20/26	CDR
Method: SM 5310B Prep Method: SM 5310B										
Total Organic Carbon	**11**		mg/L	1.0	0.49	1	398671	03/22/26	03/22/26	BDR
Method: SM2320B Prep Method: METHOD										
Alkalinity, Bicarbonate, as CaCO3	**290**		mg/L	5.0		2.5	398853	03/25/26	03/25/26	WWC
Alkalinity, Total as CaCO3	**290**		mg/L	5.0		2.5	398853	03/25/26	03/25/26	WWC
Method: SM2540C Prep Method: METHOD										
Total Dissolved Solids	**1,000**		mg/L	20		2	398974	03/25/26	03/29/26	CDR

Results for any subcontracted analyses are not included in this section.

ENTHALPY ANALYTICAL

Analysis Results for 555786

Sample ID: DW-31	Lab ID: 555786-002	Collected: 03/19/26 10:53
	Matrix: Water	

555786-002 Analyte	Result	Qual	Units	RL	MDL	DF	Batch	Prepared	Analyzed	Chemist
Method: EPA 300.0 Prep Method: METHOD										
Fluoride	**0.17**	J	mg/L	0.20	0.059	1	398567	03/20/26 11:59	03/20/26 16:23	KUM
Chloride	**74**		mg/L	1.0	0.26	1	398567	03/20/26 11:59	03/20/26 16:23	KUM
Bromide	**0.27**	J	mg/L	0.30	0.061	1	398567	03/20/26 11:59	03/20/26 16:23	KUM
Nitrogen, Nitrate	**2.2**		mg/L	0.10	0.05	1	398567	03/20/26 11:59	03/20/26 16:23	KUM
Sulfate	**280**		mg/L	10	1.8	10	398567	03/20/26 11:59	03/20/26 16:45	KUM
Method: EPA 350.1 Prep Method: METHOD										
Ammonia-N	ND		mg/L	0.10	0.068	1	398791	03/24/26	03/24/26	JAK
Method: EPA 410.4 Prep Method: EPA 410.4										
Chemical Oxygen Demand	**21**		mg/L	4.0	2.0	1	398818	03/24/26	03/25/26	ARM
Method: EPA 6010B Prep Method: EPA 3015A										
Boron	**0.51**		mg/L	0.050	0.0023	1	398598	03/20/26	03/21/26	SBW
Calcium	**180**		mg/L	0.10	0.022	1	398598	03/20/26	03/21/26	SBW
Iron	ND		mg/L	0.050	0.027	1	398598	03/20/26	03/21/26	SBW
Magnesium	**33**		mg/L	0.10	0.010	1	398598	03/20/26	03/21/26	SBW
Manganese	**0.066**		mg/L	0.010	0.00075	1	398598	03/20/26	03/23/26	SBW
Potassium	**1.5**		mg/L	0.50	0.15	1	398598	03/20/26	03/21/26	SBW
Sodium	**120**		mg/L	0.50	0.017	1	398598	03/20/26	03/21/26	SBW
Method: EPA 8260B Prep Method: EPA 5030B										
Freon 12	ND		ug/L	1.0	0.1	1	399212	03/28/26	03/28/26	HMN
Chloromethane	ND		ug/L	1.0	0.2	1	399212	03/28/26	03/28/26	HMN
Vinyl Chloride	ND		ug/L	0.5	0.1	1	399212	03/28/26	03/28/26	HMN
1,1-Dichloroethene	ND		ug/L	0.5	0.08	1	399212	03/28/26	03/28/26	HMN
Methylene Chloride	ND		ug/L	10	0.2	1	399212	03/28/26	03/28/26	HMN
1,1-Dichloroethane	ND		ug/L	0.5	0.1	1	399212	03/28/26	03/28/26	HMN
cis-1,2-Dichloroethene	ND		ug/L	0.5	0.09	1	399212	03/28/26	03/28/26	HMN
1,2-Dichloroethane	ND		ug/L	0.5	0.1	1	399212	03/28/26	03/28/26	HMN
Benzene	ND		ug/L	0.5	0.1	1	399212	03/28/26	03/28/26	HMN
Trichloroethene	ND		ug/L	0.5	0.1	1	399212	03/28/26	03/28/26	HMN
Tetrachloroethene	ND		ug/L	0.5	0.1	1	399212	03/28/26	03/28/26	HMN
1,4-Dichlorobenzene	ND		ug/L	0.5	0.2	1	399212	03/28/26	03/28/26	HMN
Surrogates				**Limits**						
Dibromofluoromethane	101%		%REC	70-130		1	399212	03/28/26	03/28/26	HMN
1,2-Dichloroethane-d4	114%		%REC	70-130		1	399212	03/28/26	03/28/26	HMN
Toluene-d8	94%		%REC	70-130		1	399212	03/28/26	03/28/26	HMN
Bromofluorobenzene	99%		%REC	70-130		1	399212	03/28/26	03/28/26	HMN
Method: EPA 8270C-SIM Prep Method: EPA 3535										
1,4-Dioxane	**2.1**		ug/L	1.0	0.84	1	398764	03/23/26	03/24/26	ZFA
Surrogates				**Limits**						
1,4-Dioxane-d8 (SUR)	100%		%REC	80-120		1	398764	03/23/26	03/24/26	ZFA

Results for any subcontracted analyses are not included in this section.

Analysis Results for 555786

555786-002 Analyte	Result	Qual	Units	RL	MDL	DF	Batch	Prepared	Analyzed	Chemist
Method: SM 4500-S2-D Prep Method: METHOD										
Sulfide	ND		mg/L	0.10		1	398619	03/20/26	03/20/26	CDR
Method: SM 5310B Prep Method: SM 5310B										
Total Organic Carbon	**9.8**		mg/L	1.0	0.49	1	398671	03/22/26	03/22/26	BDR
Method: SM2320B Prep Method: METHOD										
Alkalinity, Bicarbonate, as CaCO3	**480**		mg/L	5.0		2.5	398853	03/25/26	03/25/26	WWC
Alkalinity, Total as CaCO3	**480**		mg/L	5.0		2.5	398853	03/25/26	03/25/26	WWC
Method: SM2540C Prep Method: METHOD										
Total Dissolved Solids	**980**		mg/L	20		2	398974	03/25/26	03/29/26	CDR

Results for any subcontracted analyses are not included in this section.

ENTHALPY ANALYTICAL

Analysis Results for 555786

Sample ID: FP-01	Lab ID: 555786-003	Collected: 03/19/26 09:53
	Matrix: Water	

555786-003 Analyte	Result	Qual	Units	RL	MDL	DF	Batch	Prepared	Analyzed	Chemist
Method: EPA 300.0 Prep Method: METHOD										
Fluoride	**0.26**		mg/L	0.20	0.059	1	398567	03/20/26 11:59	03/20/26 17:07	KUM
Chloride	**89**		mg/L	1.0	0.26	1	398567	03/20/26 11:59	03/20/26 17:07	KUM
Bromide	**0.40**		mg/L	0.30	0.061	1	398567	03/20/26 11:59	03/20/26 17:07	KUM
Nitrogen, Nitrate	ND		mg/L	0.10	0.05	1	398567	03/20/26 11:59	03/20/26 17:07	KUM
Sulfate	**380**		mg/L	10	1.8	10	398567	03/20/26 11:59	03/20/26 17:29	KUM
Method: EPA 350.1 Prep Method: METHOD										
Ammonia-N	ND		mg/L	0.10	0.068	1	398791	03/24/26	03/24/26	JAK
Method: EPA 410.4 Prep Method: EPA 410.4										
Chemical Oxygen Demand	**25**		mg/L	4.0	2.0	1	398818	03/24/26	03/25/26	ARM
Method: EPA 6010B Prep Method: EPA 3015A										
Boron	**0.48**		mg/L	0.050	0.0023	1	398598	03/20/26	03/21/26	SBW
Calcium	**160**		mg/L	0.10	0.022	1	398598	03/20/26	03/21/26	SBW
Iron	ND		mg/L	0.050	0.027	1	398598	03/20/26	03/21/26	SBW
Magnesium	**31**		mg/L	0.10	0.010	1	398598	03/20/26	03/21/26	SBW
Manganese	**0.47**		mg/L	0.010	0.00075	1	398598	03/20/26	03/23/26	SBW
Potassium	**1.6**		mg/L	0.50	0.15	1	398598	03/20/26	03/21/26	SBW
Sodium	**130**		mg/L	0.50	0.017	1	398598	03/20/26	03/21/26	SBW
Method: EPA 8260B Prep Method: EPA 5030B										
Freon 12	ND		ug/L	1.0	0.1	1	398796	03/24/26	03/24/26	HMN
Chloromethane	ND		ug/L	1.0	0.2	1	398796	03/24/26	03/24/26	HMN
Vinyl Chloride	ND		ug/L	0.5	0.1	1	398796	03/24/26	03/24/26	HMN
1,1-Dichloroethene	ND		ug/L	0.5	0.08	1	398796	03/24/26	03/24/26	HMN
Methylene Chloride	ND		ug/L	10	0.2	1	398796	03/24/26	03/24/26	HMN
1,1-Dichloroethane	ND		ug/L	0.5	0.1	1	398796	03/24/26	03/24/26	HMN
cis-1,2-Dichloroethene	ND		ug/L	0.5	0.09	1	398796	03/24/26	03/24/26	HMN
1,2-Dichloroethane	ND		ug/L	0.5	0.1	1	398796	03/24/26	03/24/26	HMN
Benzene	ND		ug/L	0.5	0.1	1	398796	03/24/26	03/24/26	HMN
Trichloroethene	ND		ug/L	0.5	0.1	1	398796	03/24/26	03/24/26	HMN
Tetrachloroethene	ND		ug/L	0.5	0.1	1	398796	03/24/26	03/24/26	HMN
1,4-Dichlorobenzene	ND		ug/L	0.5	0.2	1	398796	03/24/26	03/24/26	HMN
Surrogates				**Limits**						
Dibromofluoromethane	98%		%REC	70-130		1	398796	03/24/26	03/24/26	HMN
1,2-Dichloroethane-d4	108%		%REC	70-130		1	398796	03/24/26	03/24/26	HMN
Toluene-d8	97%		%REC	70-130		1	398796	03/24/26	03/24/26	HMN
Bromofluorobenzene	103%		%REC	70-130		1	398796	03/24/26	03/24/26	HMN
Method: EPA 8270C-SIM Prep Method: EPA 3535										
1,4-Dioxane	**4.7**		ug/L	1.0	0.84	1	398764	03/23/26	03/24/26	ZFA
Surrogates				**Limits**						
1,4-Dioxane-d8 (SUR)	108%		%REC	80-120		1	398764	03/23/26	03/24/26	ZFA

Results for any subcontracted analyses are not included in this section.

ENTHALPY ANALYTICAL

Analysis Results for 555786

555786-003 Analyte	Result	Qual	Units	RL	MDL	DF	Batch	Prepared	Analyzed	Chemist
Method: SM 4500-S2-D Prep Method: METHOD										
Sulfide	ND		mg/L	0.10		1	398619	03/20/26	03/20/26	CDR
Method: SM 5310B Prep Method: SM 5310B										
Total Organic Carbon	**9.7**		mg/L	1.0	0.49	1	398671	03/22/26	03/22/26	BDR
Method: SM2320B Prep Method: METHOD										
Alkalinity, Bicarbonate, as CaCO3	**380**		mg/L	5.0		2.5	398853	03/25/26	03/25/26	WWC
Alkalinity, Total as CaCO3	**380**		mg/L	5.0		2.5	398853	03/25/26	03/25/26	WWC
Method: SM2540C Prep Method: METHOD										
Total Dissolved Solids	**990**		mg/L	20		2	398974	03/25/26	03/29/26	CDR

Sample ID: QCFB **Lab ID: 555786-004** **Collected: 03/19/26 10:56**
Matrix: Water

555786-004 Analyte	Result	Qual	Units	RL	MDL	DF	Batch	Prepared	Analyzed	Chemist
Method: EPA 8260B Prep Method: EPA 5030B										
Freon 12	ND		ug/L	1.0	0.1	1	398796	03/24/26	03/24/26	HMN
Chloromethane	ND		ug/L	1.0	0.2	1	398796	03/24/26	03/24/26	HMN
Vinyl Chloride	ND		ug/L	0.5	0.1	1	398796	03/24/26	03/24/26	HMN
1,1-Dichloroethene	ND		ug/L	0.5	0.08	1	398796	03/24/26	03/24/26	HMN
Methylene Chloride	**0.6**	J	ug/L	10	0.2	1	398796	03/24/26	03/24/26	HMN
1,1-Dichloroethane	ND		ug/L	0.5	0.1	1	398796	03/24/26	03/24/26	HMN
cis-1,2-Dichloroethene	ND		ug/L	0.5	0.09	1	398796	03/24/26	03/24/26	HMN
1,2-Dichloroethane	ND		ug/L	0.5	0.1	1	398796	03/24/26	03/24/26	HMN
Benzene	ND		ug/L	0.5	0.1	1	398796	03/24/26	03/24/26	HMN
Trichloroethene	ND		ug/L	0.5	0.1	1	398796	03/24/26	03/24/26	HMN
Tetrachloroethene	ND		ug/L	0.5	0.1	1	398796	03/24/26	03/24/26	HMN
1,4-Dichlorobenzene	ND		ug/L	0.5	0.2	1	398796	03/24/26	03/24/26	HMN
Surrogates				**Limits**						
Dibromofluoromethane	96%		%REC	70-130		1	398796	03/24/26	03/24/26	HMN
1,2-Dichloroethane-d4	100%		%REC	70-130		1	398796	03/24/26	03/24/26	HMN
Toluene-d8	99%		%REC	70-130		1	398796	03/24/26	03/24/26	HMN
Bromofluorobenzene	103%		%REC	70-130		1	398796	03/24/26	03/24/26	HMN

Results for any subcontracted analyses are not included in this section.

ENTHALPY ANALYTICAL

Analysis Results for 555786

Sample ID: QCTB	Lab ID: 555786-005	Collected: 03/19/26
	Matrix: Water	

555786-005 Analyte	Result	Qual	Units	RL	MDL	DF	Batch	Prepared	Analyzed	Chemist
Method: EPA 8260B Prep Method: EPA 5030B										
Freon 12	ND		ug/L	1.0	0.1	1	398796	03/24/26	03/24/26	ZST
Chloromethane	ND		ug/L	1.0	0.2	1	398796	03/24/26	03/24/26	ZST
Vinyl Chloride	ND		ug/L	0.5	0.1	1	398796	03/24/26	03/24/26	ZST
1,1-Dichloroethene	ND		ug/L	0.5	0.08	1	398796	03/24/26	03/24/26	ZST
Methylene Chloride	**0.5**	J	ug/L	10	0.2	1	398796	03/24/26	03/24/26	ZST
1,1-Dichloroethane	ND		ug/L	0.5	0.1	1	398796	03/24/26	03/24/26	ZST
cis-1,2-Dichloroethene	ND		ug/L	0.5	0.09	1	398796	03/24/26	03/24/26	ZST
1,2-Dichloroethane	ND		ug/L	0.5	0.1	1	398796	03/24/26	03/24/26	ZST
Benzene	ND		ug/L	0.5	0.1	1	398796	03/24/26	03/24/26	ZST
Trichloroethene	ND		ug/L	0.5	0.1	1	398796	03/24/26	03/24/26	ZST
Tetrachloroethene	ND		ug/L	0.5	0.1	1	398796	03/24/26	03/24/26	ZST
1,4-Dichlorobenzene	ND		ug/L	0.5	0.2	1	398796	03/24/26	03/24/26	ZST
Surrogates				**Limits**						
Dibromofluoromethane	97%		%REC	70-130		1	398796	03/24/26	03/24/26	ZST
1,2-Dichloroethane-d4	106%		%REC	70-130		1	398796	03/24/26	03/24/26	ZST
Toluene-d8	98%		%REC	70-130		1	398796	03/24/26	03/24/26	ZST
Bromofluorobenzene	103%		%REC	70-130		1	398796	03/24/26	03/24/26	ZST

J Estimated value
ND Not Detected

Results for any subcontracted analyses are not included in this section.

ENTHALPY ANALYTICAL

Batch QC

Type: Blank	**Lab ID:** QC1351839	**Batch:** 398567
Matrix: Water	**Method:** EPA 300.0	**Prep Method:** METHOD

QC1351839 Analyte	Result	Qual	Units	RL	MDL	Prepared	Analyzed
Fluoride	ND		mg/L	0.20	0.059	03/20/26 11:59	03/20/26 12:01
Chloride	ND		mg/L	1.0	0.26	03/20/26 11:59	03/20/26 12:01
Bromide	ND		mg/L	0.30	0.061	03/20/26 11:59	03/20/26 12:01
Nitrogen, Nitrate	ND		mg/L	0.10	0.05	03/20/26 11:59	03/20/26 12:01
Sulfate	ND		mg/L	1.0	0.18	03/20/26 11:59	03/20/26 12:01

Type: Lab Control Sample	**Lab ID:** QC1351840	**Batch:** 398567
Matrix: Water	**Method:** EPA 300.0	**Prep Method:** METHOD

QC1351840 Analyte	Result	Spiked	Units	Recovery	Qual	Limits
Fluoride	9.604	10.00	mg/L	96%		90-110
Chloride	46.35	50.00	mg/L	93%		90-110
Bromide	14.53	15.00	mg/L	97%		90-110
Nitrogen, Nitrate	4.434	4.518	mg/L	98%		90-110
Sulfate	24.40	25.00	mg/L	98%		90-110

Type: Matrix Spike	**Lab ID:** QC1351841	**Batch:** 398567
Matrix (Source ID): Water (555884-001)	**Method:** EPA 300.0	**Prep Method:** METHOD

QC1351841 Analyte	Result	Source Sample Result	Spiked	Units	Recovery	Qual	Limits	DF
Fluoride	23.85	0.6473	20.00	mg/L	116%		80-129	1
Chloride	561.8	587.9	100.0	mg/L	-26%	E,NM	80-123	1
Bromide	19.21	1.995	15.00	mg/L	115%		80-121	1
Nitrogen, Nitrate	10.67	0.1494	9.036	mg/L	116%		80-123	1
Sulfate	467.2	508.7	50.00	mg/L	-83%	E,NM	79-124	1

Type: Matrix Spike Duplicate	**Lab ID:** QC1351842	**Batch:** 398567
Matrix (Source ID): Water (555884-001)	**Method:** EPA 300.0	**Prep Method:** METHOD

QC1351842 Analyte	Result	Source Sample Result	Spiked	Units	Recovery	Qual	Limits	RPD	RPD Lim	DF
Fluoride	28.81	0.6473	20.00	mg/L	141%	*	80-129	19	21	1
Chloride	571.8	587.9	100.0	mg/L	-16%	E,NM	80-123		20	1
Bromide	22.57	1.995	15.00	mg/L	137%	*	80-121	16	20	1
Nitrogen, Nitrate	12.77	0.1494	9.036	mg/L	140%	*	80-123	18	20	1
Sulfate	471.5	508.7	50.00	mg/L	-74%	E,NM	79-124		20	1

ENTHALPY ANALYTICAL

Batch QC

Type:	**Matrix Spike**	**Lab ID:**	**QC1351884**	**Batch:**	**398567**
Matrix (Source ID):	**Water (555902-001)**	**Method:**	**EPA 300.0**	**Prep Method:**	**METHOD**

QC1351884 Analyte	Result	Source Sample Result	Spiked	Units	Recovery	Qual	Limits	DF
Fluoride	25.28	ND	20.00	mg/L	126%		80-129	1
Chloride	185.4	66.10	100.0	mg/L	119%		80-123	1
Bromide	18.55	0.09091	15.00	mg/L	123%	*	80-121	1
Nitrogen, Nitrate	11.70	0.4231	9.036	mg/L	125%	*	80-123	1
Sulfate	64.25	1.279	50.00	mg/L	126%	*	79-124	1

Type:	**Matrix Spike Duplicate**	**Lab ID:**	**QC1351885**	**Batch:**	**398567**
Matrix (Source ID):	**Water (555902-001)**	**Method:**	**EPA 300.0**	**Prep Method:**	**METHOD**

QC1351885 Analyte	Result	Source Sample Result	Spiked	Units	Recovery	Qual	Limits	RPD	RPD Lim	DF
Fluoride	25.96	ND	20.00	mg/L	130%	*	80-129	3	21	1
Chloride	188.4	66.10	100.0	mg/L	122%		80-123	2	20	1
Bromide	19.03	0.09091	15.00	mg/L	126%	*	80-121	3	20	1
Nitrogen, Nitrate	12.00	0.4231	9.036	mg/L	128%	*	80-123	3	20	1
Sulfate	65.95	1.279	50.00	mg/L	129%	*	79-124	3	20	1

Type:	**Blank**	**Lab ID:**	**QC1352617**	**Batch:**	**398791**
Matrix:	**Water**	**Method:**	**EPA 350.1**	**Prep Method:**	**METHOD**

QC1352617 Analyte	Result	Qual	Units	RL	MDL	Prepared	Analyzed
Ammonia-N	ND		mg/L	0.10	0.068	03/24/26	03/24/26

Type:	**Lab Control Sample**	**Lab ID:**	**QC1352618**	**Batch:**	**398791**
Matrix:	**Water**	**Method:**	**EPA 350.1**	**Prep Method:**	**METHOD**

QC1352618 Analyte	Result	Spiked	Units	Recovery	Qual	Limits
Ammonia-N	0.9145	1.000	mg/L	91%		90-110

Type:	**Matrix Spike**	**Lab ID:**	**QC1352619**	**Batch:**	**398791**
Matrix (Source ID):	**Drinking Water (555969-001)**	**Method:**	**EPA 350.1**	**Prep Method:**	**SM 4500-NH3-G SD**

QC1352619 Analyte	Result	Source Sample Result	Spiked	Units	Recovery	Qual	Limits	DF
Ammonia-N	1.282	0.3753	1.000	mg/L	91%		90-110	1

ENTHALPY ANALYTICAL

Batch QC

Type: Matrix Spike Duplicate **Lab ID:** QC1352620 **Batch:** 398791
Matrix (Source ID): Drinking Water (555969-001) **Method:** EPA 350.1 **Prep Method:** SM 4500-NH3-G SD

QC1352620 Analyte	Result	Source Sample Result	Spiked	Units	Recovery	Qual	Limits	RPD	RPD Lim	DF
Ammonia-N	1.282	0.3753	1.000	mg/L	91%		90-110	0	20	1

Type: Blank **Lab ID:** QC1352724 **Batch:** 398818
Matrix: Water **Method:** EPA 410.4 **Prep Method:** EPA 410.4

QC1352724 Analyte	Result	Qual	Units	RL	MDL	Prepared	Analyzed
Chemical Oxygen Demand	ND		mg/L	4.0	2.0	03/24/26	03/25/26

Type: Lab Control Sample **Lab ID:** QC1352725 **Batch:** 398818
Matrix: Water **Method:** EPA 410.4 **Prep Method:** EPA 410.4

QC1352725 Analyte	Result	Spiked	Units	Recovery	Qual	Limits
Chemical Oxygen Demand	100.0	100.0	mg/L	100%		90-110

Type: Matrix Spike **Lab ID:** QC1352726 **Batch:** 398818
Matrix (Source ID): Water (555786-001) **Method:** EPA 410.4 **Prep Method:** EPA 410.4

QC1352726 Analyte	Result	Source Sample Result	Spiked	Units	Recovery	Qual	Limits	DF
Chemical Oxygen Demand	104.0	18.00	100.0	mg/L	86%		75-125	2

Type: Matrix Spike Duplicate **Lab ID:** QC1352727 **Batch:** 398818
Matrix (Source ID): Water (555786-001) **Method:** EPA 410.4 **Prep Method:** EPA 410.4

QC1352727 Analyte	Result	Source Sample Result	Spiked	Units	Recovery	Qual	Limits	RPD	RPD Lim	DF
Chemical Oxygen Demand	116.0	18.00	100.0	mg/L	98%		75-125	11	20	2

Type: Blank **Lab ID:** QC1351929 **Batch:** 398598
Matrix: Water **Method:** EPA 6010B **Prep Method:** EPA 3015A

QC1351929 Analyte	Result	Qual	Units	RL	MDL	Prepared	Analyzed
Boron	ND		mg/L	0.050	0.0023	03/20/26	03/21/26
Calcium	ND		mg/L	0.10	0.022	03/20/26	03/21/26
Iron	ND		mg/L	0.027	0.027	03/20/26	03/21/26
Magnesium	ND		mg/L	0.10	0.010	03/20/26	03/21/26
Manganese	ND		mg/L	0.010	0.00075	03/20/26	03/23/26
Potassium	ND		mg/L	0.50	0.15	03/20/26	03/21/26
Sodium	ND		mg/L	0.50	0.017	03/20/26	03/21/26

ENTHALPY ANALYTICAL

Batch QC

Type:	Lab Control Sample	Lab ID:	QC1351930	Batch:	398598
Matrix:	Water	Method:	EPA 6010B	Prep Method:	EPA 3015A

QC1351930 Analyte	Result	Spiked	Units	Recovery	Qual	Limits
Boron	0.3448	0.4000	mg/L	86%		80-120
Calcium	18.46	20.40	mg/L	90%		80-120
Iron	0.3516	0.4000	mg/L	88%		80-120
Magnesium	18.14	20.40	mg/L	89%		80-120
Manganese	0.3787	0.4000	mg/L	95%		80-120
Potassium	21.27	24.00	mg/L	89%		80-120
Sodium	17.82	20.40	mg/L	87%		80-120

Type:	Matrix Spike	Lab ID:	QC1351942	Batch:	398598
Matrix (Source ID):	Filtrate (555878-011)	Method:	EPA 6010B	Prep Method:	EPA 3015A

QC1351942 Analyte	Result	Source Sample Result	Spiked	Units	Recovery	Qual	Limits	DF
Boron	0.4685	0.08588	0.4000	mg/L	96%		75-125	1
Calcium	64.25	44.08	20.40	mg/L	99%		75-125	1
Iron	3.960	3.561	0.4000	mg/L	100%	NM	75-125	1
Magnesium	20.68	1.310	20.40	mg/L	95%		75-125	1
Manganese	0.4596	0.07236	0.4000	mg/L	97%		75-125	1
Potassium	30.51	7.518	24.00	mg/L	96%		75-125	1
Sodium	115.3	95.74	20.40	mg/L	96%	NM	75-125	1

Type:	Matrix Spike Duplicate	Lab ID:	QC1351943	Batch:	398598
Matrix (Source ID):	Filtrate (555878-011)	Method:	EPA 6010B	Prep Method:	EPA 3015A

QC1351943 Analyte	Result	Source Sample Result	Spiked	Units	Recovery	Qual	Limits	RPD	RPD Lim	DF
Boron	0.4718	0.08588	0.4000	mg/L	96%		75-125	1	20	1
Calcium	62.96	44.08	20.40	mg/L	93%		75-125	2	20	1
Iron	4.041	3.561	0.4000	mg/L	120%	NM	75-125	2	22	1
Magnesium	20.50	1.310	20.40	mg/L	94%		75-125	1	20	1
Manganese	0.4645	0.07236	0.4000	mg/L	98%		75-125	1	20	1
Potassium	30.23	7.518	24.00	mg/L	95%		75-125	1	20	1
Sodium	112.8	95.74	20.40	mg/L	84%	NM	75-125	2	20	1

ENTHALPY ANALYTICAL

Batch QC

Type:	**Serial Dilution**	**Lab ID:**	**QC1352051**	**Batch:**	**398598**
Matrix (Source ID):	**Filtrate (555878-011)**	**Method:**	**EPA 6010B**	**Prep Method:**	**EPA 3015A**

QC1352051 Analyte	Result	Source Sample Result	Units	Qual	RPD	RPD Lim	DF
Boron	0.08039	0.08588	mg/L	J			5
Calcium	45.08	44.08	mg/L				5
Iron	3.641	3.561	mg/L				5
Magnesium	1.352	1.310	mg/L				5
Manganese	0.07346	0.07236	mg/L				5
Potassium	7.580	7.518	mg/L				5
Sodium	98.82	95.74	mg/L				5

Type:	**Lab Control Sample**	**Lab ID:**	**QC1352633**	**Batch:**	**398796**
Matrix:	**Water**	**Method:**	**EPA 8260B**	**Prep Method:**	**EPA 5030B**

QC1352633 Analyte	Result	Spiked	Units	Recovery	Qual	Limits
1,1-Dichloroethene	48.75	50.00	ug/L	98%		69-128
MTBE	54.20	50.00	ug/L	108%		66-125
Benzene	54.04	50.00	ug/L	108%		76-121
Trichloroethene	50.67	50.00	ug/L	101%		76-124
Toluene	48.71	50.00	ug/L	97%		76-120
Chlorobenzene	49.32	50.00	ug/L	99%		78-120
Surrogates						
Dibromofluoromethane	48.94	50.00	ug/L	98%		70-130
1,2-Dichloroethane-d4	50.88	50.00	ug/L	102%		70-130
Toluene-d8	49.24	50.00	ug/L	98%		70-130
Bromofluorobenzene	50.29	50.00	ug/L	101%		70-130

Type:	**Lab Control Sample Duplicate**	**Lab ID:**	**QC1352634**	**Batch:**	**398796**
Matrix:	**Water**	**Method:**	**EPA 8260B**	**Prep Method:**	**EPA 5030B**

QC1352634 Analyte	Result	Spiked	Units	Recovery	Qual	Limits	RPD	RPD Lim
1,1-Dichloroethene	49.20	50.00	ug/L	98%		69-128	1	23
MTBE	56.27	50.00	ug/L	113%		66-125	4	22
Benzene	55.03	50.00	ug/L	110%		76-121	2	21
Trichloroethene	50.95	50.00	ug/L	102%		76-124	1	22
Toluene	49.15	50.00	ug/L	98%		76-120	1	21
Chlorobenzene	50.28	50.00	ug/L	101%		78-120	2	20
Surrogates								
Dibromofluoromethane	48.86	50.00	ug/L	98%		70-130		
1,2-Dichloroethane-d4	52.35	50.00	ug/L	105%		70-130		
Toluene-d8	49.55	50.00	ug/L	99%		70-130		
Bromofluorobenzene	49.83	50.00	ug/L	100%		70-130		

ENTHALPY ANALYTICAL

Batch QC

Type: Blank	**Lab ID: QC1352638**	**Batch: 398796**
Matrix: Water	**Method: EPA 8260B**	**Prep Method: EPA 5030B**

QC1352638 Analyte	Result	Qual	Units	RL	MDL	Prepared	Analyzed
Freon 12	ND		ug/L	1.0	0.1	03/24/26	03/24/26
Chloromethane	ND		ug/L	1.0	0.2	03/24/26	03/24/26
Vinyl Chloride	ND		ug/L	0.5	0.1	03/24/26	03/24/26
1,1-Dichloroethene	ND		ug/L	0.5	0.08	03/24/26	03/24/26
Methylene Chloride	ND		ug/L	10	0.2	03/24/26	03/24/26
1,1-Dichloroethane	ND		ug/L	0.5	0.1	03/24/26	03/24/26
cis-1,2-Dichloroethene	ND		ug/L	0.5	0.09	03/24/26	03/24/26
1,2-Dichloroethane	ND		ug/L	0.5	0.1	03/24/26	03/24/26
Benzene	ND		ug/L	0.5	0.1	03/24/26	03/24/26
Trichloroethene	ND		ug/L	0.5	0.1	03/24/26	03/24/26
Tetrachloroethene	ND		ug/L	0.5	0.1	03/24/26	03/24/26
1,4-Dichlorobenzene	ND		ug/L	0.5	0.2	03/24/26	03/24/26
Surrogates				**Limits**			
Dibromofluoromethane	96%		%REC	70-130		03/24/26	03/24/26
1,2-Dichloroethane-d4	105%		%REC	70-130		03/24/26	03/24/26
Toluene-d8	98%		%REC	70-130		03/24/26	03/24/26
Bromofluorobenzene	105%		%REC	70-130		03/24/26	03/24/26

Type: Matrix Spike	**Lab ID: QC1352717**	**Batch: 398796**
Matrix (Source ID): Water (555560-008)	**Method: EPA 8260B**	**Prep Method: EPA 5030B**

QC1352717 Analyte	Result	Source Sample Result	Spiked	Units	Recovery	Qual	Limits	DF
1,1-Dichloroethene	19.32	ND	20.00	ug/L	97%		62-131	1
MTBE	24.00	ND	20.00	ug/L	120%		61-124	1
Benzene	22.52	ND	20.00	ug/L	113%		70-123	1
Trichloroethene	19.92	ND	20.00	ug/L	100%		65-131	1
Toluene	19.49	ND	20.00	ug/L	97%		69-120	1
Chlorobenzene	20.19	ND	20.00	ug/L	101%		72-121	1
Surrogates								
Dibromofluoromethane	49.34		50.00	ug/L	99%		70-130	1
1,2-Dichloroethane-d4	55.01		50.00	ug/L	110%		70-130	1
Toluene-d8	48.00		50.00	ug/L	96%		70-130	1
Bromofluorobenzene	49.91		50.00	ug/L	100%		70-130	1

ENTHALPY ANALYTICAL

Batch QC

Type:	Matrix Spike Duplicate	Lab ID:	QC1352718	Batch:	398796
Matrix (Source ID):	Water (555560-008)	Method:	EPA 8260B	Prep Method:	EPA 5030B

QC1352718 Analyte	Result	Source Sample Result	Spiked	Units	Recovery	Qual	Limits	RPD	RPD Lim	DF
1,1-Dichloroethene	20.05	ND	20.00	ug/L	100%		62-131	4	31	1
MTBE	24.55	ND	20.00	ug/L	123%		61-124	2	30	1
Benzene	23.20	ND	20.00	ug/L	116%		70-123	3	31	1
Trichloroethene	21.26	ND	20.00	ug/L	106%		65-131	7	31	1
Toluene	21.12	ND	20.00	ug/L	106%		69-120	8	29	1
Chlorobenzene	21.33	ND	20.00	ug/L	107%		72-121	5	29	1
Surrogates										
Dibromofluoromethane	49.35		50.00	ug/L	99%		70-130			1
1,2-Dichloroethane-d4	54.21		50.00	ug/L	108%		70-130			1
Toluene-d8	49.02		50.00	ug/L	98%		70-130			1
Bromofluorobenzene	50.63		50.00	ug/L	101%		70-130			1

Type:	Lab Control Sample	Lab ID:	QC1354119	Batch:	399212
Matrix:	Water	Method:	EPA 8260B	Prep Method:	EPA 5030B

QC1354119 Analyte	Result	Spiked	Units	Recovery	Qual	Limits
1,1-Dichloroethene	53.85	50.00	ug/L	108%		69-128
MTBE	53.87	50.00	ug/L	108%		66-125
Benzene	56.75	50.00	ug/L	113%		76-121
Trichloroethene	50.56	50.00	ug/L	101%		76-124
Toluene	49.84	50.00	ug/L	100%		76-120
Chlorobenzene	49.13	50.00	ug/L	98%		78-120
Surrogates						
Dibromofluoromethane	48.67	50.00	ug/L	97%		70-130
1,2-Dichloroethane-d4	53.87	50.00	ug/L	108%		70-130
Toluene-d8	48.35	50.00	ug/L	97%		70-130
Bromofluorobenzene	50.38	50.00	ug/L	101%		70-130

Type:	Lab Control Sample Duplicate	Lab ID:	QC1354120	Batch:	399212
Matrix:	Water	Method:	EPA 8260B	Prep Method:	EPA 5030B

QC1354120 Analyte	Result	Spiked	Units	Recovery	Qual	Limits	RPD	RPD Lim
1,1-Dichloroethene	50.07	50.00	ug/L	100%		69-128	7	23
MTBE	48.82	50.00	ug/L	98%		66-125	10	22
Benzene	52.22	50.00	ug/L	104%		76-121	8	21
Trichloroethene	47.17	50.00	ug/L	94%		76-124	7	22
Toluene	46.08	50.00	ug/L	92%		76-120	8	21
Chlorobenzene	44.74	50.00	ug/L	89%		78-120	9	20
Surrogates								
Dibromofluoromethane	47.26	50.00	ug/L	95%		70-130		
1,2-Dichloroethane-d4	50.93	50.00	ug/L	102%		70-130		
Toluene-d8	48.67	50.00	ug/L	97%		70-130		
Bromofluorobenzene	49.00	50.00	ug/L	98%		70-130		

ENTHALPY ANALYTICAL

Batch QC

Type:	Matrix Spike	Lab ID:	QC1354121	Batch:	399212
Matrix (Source ID):	Water (555979-001)	Method:	EPA 8260B	Prep Method:	EPA 5030B

QC1354121 Analyte	Result	Source Sample Result	Spiked	Units	Recovery	Qual	Limits	DF
1,1-Dichloroethene	20.95	ND	20.00	ug/L	105%		62-131	1
MTBE	22.63	ND	20.00	ug/L	113%		61-124	1
Benzene	22.41	ND	20.00	ug/L	112%		70-123	1
Trichloroethene	18.81	ND	20.00	ug/L	94%		65-131	1
Toluene	18.66	ND	20.00	ug/L	93%		69-120	1
Chlorobenzene	18.54	ND	20.00	ug/L	93%		72-121	1
Surrogates								
Dibromofluoromethane	50.85		50.00	ug/L	102%		70-130	1
1,2-Dichloroethane-d4	58.88		50.00	ug/L	118%		70-130	1
Toluene-d8	48.53		50.00	ug/L	97%		70-130	1
Bromofluorobenzene	49.01		50.00	ug/L	98%		70-130	1

Type:	Matrix Spike Duplicate	Lab ID:	QC1354122	Batch:	399212
Matrix (Source ID):	Water (555979-001)	Method:	EPA 8260B	Prep Method:	EPA 5030B

QC1354122 Analyte	Result	Source Sample Result	Spiked	Units	Recovery	Qual	Limits	RPD	RPD Lim	DF
1,1-Dichloroethene	21.23	ND	20.00	ug/L	106%		62-131	1	31	1
MTBE	23.43	ND	20.00	ug/L	117%		61-124	3	30	1
Benzene	22.50	ND	20.00	ug/L	113%		70-123	0	31	1
Trichloroethene	18.91	ND	20.00	ug/L	95%		65-131	1	31	1
Toluene	18.72	ND	20.00	ug/L	94%		69-120	0	29	1
Chlorobenzene	18.61	ND	20.00	ug/L	93%		72-121	0	29	1
Surrogates										
Dibromofluoromethane	50.65		50.00	ug/L	101%		70-130			1
1,2-Dichloroethane-d4	56.70		50.00	ug/L	113%		70-130			1
Toluene-d8	47.00		50.00	ug/L	94%		70-130			1
Bromofluorobenzene	50.29		50.00	ug/L	101%		70-130			1

ENTHALPY ANALYTICAL

Batch QC

Type: Blank	Lab ID: QC1354124	Batch: 399212
Matrix: Water	Method: EPA 8260B	Prep Method: EPA 5030B

QC1354124 Analyte	Result	Qual	Units	RL	MDL	Prepared	Analyzed
Freon 12	ND		ug/L	1.0	0.1	03/27/26	03/27/26
Chloromethane	ND		ug/L	1.0	0.2	03/27/26	03/27/26
Vinyl Chloride	ND		ug/L	0.5	0.1	03/27/26	03/27/26
1,1-Dichloroethene	ND		ug/L	0.5	0.08	03/27/26	03/27/26
Methylene Chloride	ND		ug/L	10	0.2	03/27/26	03/27/26
1,1-Dichloroethane	ND		ug/L	0.5	0.1	03/27/26	03/27/26
cis-1,2-Dichloroethene	ND		ug/L	0.5	0.09	03/27/26	03/27/26
1,2-Dichloroethane	ND		ug/L	0.5	0.1	03/27/26	03/27/26
Benzene	ND		ug/L	0.5	0.1	03/27/26	03/27/26
Trichloroethene	ND		ug/L	0.5	0.1	03/27/26	03/27/26
Tetrachloroethene	ND		ug/L	0.5	0.1	03/27/26	03/27/26
1,4-Dichlorobenzene	ND		ug/L	0.5	0.2	03/27/26	03/27/26
Surrogates				**Limits**			
Dibromofluoromethane	92%		%REC	70-130		03/27/26	03/27/26
1,2-Dichloroethane-d4	93%		%REC	70-130		03/27/26	03/27/26
Toluene-d8	100%		%REC	70-130		03/27/26	03/27/26
Bromofluorobenzene	103%		%REC	70-130		03/27/26	03/27/26

Type: Blank	Lab ID: QC1352555	Batch: 398764
Matrix: Water	Method: EPA 8270C-SIM	Prep Method: EPA 3535

QC1352555 Analyte	Result	Qual	Units	RL	MDL	Prepared	Analyzed
1,4-Dioxane	ND		ug/L	1.0	0.84	03/23/26	03/24/26
Surrogates				**Limits**			
1,4-Dioxane-d8 (SUR)	98%		%REC	80-120		03/23/26	03/24/26

Type: Lab Control Sample	Lab ID: QC1352556	Batch: 398764
Matrix: Water	Method: EPA 8270C-SIM	Prep Method: EPA 3535

QC1352556 Analyte	Result	Spiked	Units	Recovery	Qual	Limits
1,4-Dioxane	9.805	10.00	ug/L	98%		79-120
Surrogates						
1,4-Dioxane-d8 (SUR)	10.42	10.00	ug/L	104%		80-120

Type: Lab Control Sample Duplicate	Lab ID: QC1352557	Batch: 398764
Matrix: Water	Method: EPA 8270C-SIM	Prep Method: EPA 3535

QC1352557 Analyte	Result	Spiked	Units	Recovery	Qual	Limits	RPD	RPD Lim
1,4-Dioxane	9.429	10.00	ug/L	94%		79-120	4	20
Surrogates								
1,4-Dioxane-d8 (SUR)	10.45	10.00	ug/L	105%		80-120		

ENTHALPY ANALYTICAL

Batch QC

Type: Blank	Lab ID: QC1352005	Batch: 398619
Matrix: Water	Method: SM 4500-S2-D	Prep Method: METHOD

QC1352005 Analyte	Result	Qual	Units	RL	MDL	Prepared	Analyzed
Sulfide	ND		mg/L	0.10		03/20/26	03/20/26

Type: Lab Control Sample	Lab ID: QC1352006	Batch: 398619
Matrix: Water	Method: SM 4500-S2-D	Prep Method: METHOD

QC1352006 Analyte	Result	Spiked	Units	Recovery	Qual	Limits
Sulfide	0.9000	1.000	mg/L	90%		90-110

Type: Matrix Spike	Lab ID: QC1352007	Batch: 398619
Matrix (Source ID): Water (555883-005)	Method: SM 4500-S2-D	Prep Method: METHOD

QC1352007 Analyte	Result	Source Sample Result	Spiked	Units	Recovery	Qual	Limits	DF
Sulfide	0.9000	ND	1.000	mg/L	90%		80-120	1

Type: Matrix Spike Duplicate	Lab ID: QC1352008	Batch: 398619
Matrix (Source ID): Water (555883-005)	Method: SM 4500-S2-D	Prep Method: METHOD

QC1352008 Analyte	Result	Source Sample Result	Spiked	Units	Recovery	Qual	Limits	RPD	RPD Lim	DF
Sulfide	1.000	ND	1.000	mg/L	100%		80-120	11	20	1

Type: Blank	Lab ID: QC1352227	Batch: 398671
Matrix: Water	Method: SM 5310B	Prep Method: SM 5310B

QC1352227 Analyte	Result	Qual	Units	RL	MDL	Prepared	Analyzed
Total Organic Carbon	ND		mg/L	1.0	0.49	03/22/26	03/22/26

Type: Lab Control Sample	Lab ID: QC1352228	Batch: 398671
Matrix: Water	Method: SM 5310B	Prep Method: SM 5310B

QC1352228 Analyte	Result	Spiked	Units	Recovery	Qual	Limits
Total Organic Carbon	23.54	25.00	mg/L	94%		85-115

Type: Matrix Spike	Lab ID: QC1352229	Batch: 398671
Matrix (Source ID): Water (555786-001)	Method: SM 5310B	Prep Method: SM 5310B

QC1352229 Analyte	Result	Source Sample Result	Spiked	Units	Recovery	Qual	Limits	DF
Total Organic Carbon	32.64	10.88	25.00	mg/L	87%		75-125	1

ENTHALPY ANALYTICAL

Batch QC

Type:	Matrix Spike Duplicate	Lab ID:	QC1352230	Batch:	398671
Matrix (Source ID):	Water (555786-001)	Method:	SM 5310B	Prep Method:	SM 5310B

QC1352230 Analyte	Result	Source Sample Result	Spiked	Units	Recovery	Qual	Limits	RPD	RPD Lim	DF
Total Organic Carbon	36.41	10.88	25.00	mg/L	102%		75-125	11	25	1

Type:	Blank	Lab ID:	QC1352854	Batch:	398853
Matrix:	Water	Method:	SM2320B	Prep Method:	METHOD

QC1352854 Analyte	Result	Qual	Units	RL	MDL	Prepared	Analyzed
Alkalinity, Bicarbonate, as CaCO3	ND		mg/L	2.0		03/25/26	03/25/26
Alkalinity, Total as CaCO3	ND		mg/L	2.0		03/25/26	03/25/26

Type:	Lab Control Sample	Lab ID:	QC1352855	Batch:	398853
Matrix:	Water	Method:	SM2320B	Prep Method:	METHOD

QC1352855 Analyte	Result	Spiked	Units	Recovery	Qual	Limits
Alkalinity, Total as CaCO3	95.29	100.0	mg/L	95%		90-110

Type:	Sample Duplicate	Lab ID:	QC1352856	Batch:	398853
Matrix (Source ID):	Water (555786-001)	Method:	SM2320B	Prep Method:	METHOD

QC1352856 Analyte	Result	Source Sample Result	Units	Qual	RPD	RPD Lim	DF
Alkalinity, Bicarbonate, as CaCO3	295.3	293.9	mg/L		0	20	2.5
Alkalinity, Total as CaCO3	295.3	293.9	mg/L		0	20	2.5

Type:	Blank	Lab ID:	QC1353232	Batch:	398974
Matrix:	Water	Method:	SM2540C	Prep Method:	METHOD

QC1353232 Analyte	Result	Qual	Units	RL	MDL	Prepared	Analyzed
Total Dissolved Solids	ND		mg/L	20		03/25/26	03/29/26

Type:	Lab Control Sample	Lab ID:	QC1353233	Batch:	398974
Matrix:	Water	Method:	SM2540C	Prep Method:	METHOD

QC1353233 Analyte	Result	Spiked	Units	Recovery	Qual	Limits
Total Dissolved Solids	992.0	1000	mg/L	99%		90-110

Type:	Sample Duplicate	Lab ID:	QC1353234	Batch:	398974
Matrix (Source ID):	Water (555786-001)	Method:	SM2540C	Prep Method:	METHOD

QC1353234 Analyte	Result	Source Sample Result	Units	Qual	RPD	RPD Lim	DF
Total Dissolved Solids	986.0	1038	mg/L		5	5	2

Batch QC

Type:	**Sample Duplicate**	**Lab ID:**	**QC1353235**	**Batch:**	**398974**
Matrix (Source ID):	**Water (555786-002)**	**Method:**	**SM2540C**	**Prep Method:**	**METHOD**

QC1353235 Analyte	Result	Source Sample Result	Units	Qual	RPD	RPD Lim	DF
Total Dissolved Solids	1,068	978.0	mg/L		9*	5	2

* Value is outside QC limits
E Response exceeds instrument's linear range
J Estimated value
ND Not Detected
NM Not Meaningful

Laboratory Job Number 555786

Subcontracted Products

McCampbell Analytical, Inc.

McCampbell Analytical, Inc.

"When Quality Counts"

Analytical Report

WorkOrder: 2603D21

Report Created for: Enthalpy Analytical

931 West Barkley Avenue
Orange, CA 92868

Project Contact: David Tripp
Project P.O.: 096843
Project: EO-555786

Project Location:
Project Received: 03/20/2026

Analytical Report reviewed & approved for release on 03/27/2026 by:

Jena Alfaro
Project Manager

McCampbell Analytical Inc. is not accredited for all the testing in this report. The report shall not be reproduced except in full, without the written approval of the laboratory. The analytical results relate only to the items tested.

1534 Willow Pass Rd. Pittsburg, CA 94565 ♦ TEL: (877) 252-9262 ♦ FAX: (925) 252-9269 ♦ www.mccampbell.com

McCampbell Analytical, Inc.
"When Quality Counts"

1534 Willow Pass Road, Pittsburg, CA 94565-1701
Toll Free Telephone: (877) 252-9262 / Fax: (925) 252-9269
http://www.mccampbell.com / E-mail: main@mccampbell.com

Glossary of Terms & Qualifier Definitions

Client: Enthalpy Analytical **WorkOrder:** 2603D21

Project: EO-555786

Glossary Abbreviation

%D	Serial Dilution Percent Difference
95% Interval	95% Confident Interval
CCV	Continuing Calibration Verification.
CCV REC (%)	The % recovery of Continuing Calibration Verification
DF	Dilution Factor
DI WET	(DISTLC) Waste Extraction Test using DI water
DISS	Dissolved (sample filtered using a 0.45 µm filter size)
DLT	Dilution Test (Serial Dilution)
DUP	Duplicate
EDL	Estimated Detection Limit
ITEF	International Toxicity Equivalence Factor
LCS	Laboratory Control Sample
LCS2	Second LCS for the batch. Spike level is lower than that for the first LCS; applicable to method 1633.
LQL	Lowest Quantitation Level
MB	Method Blank
MB IS/SS % Rec	% Recovery of Internal Standard or Surrogate in Method Blank, if applicable
MB SS % Rec	% Recovery of Surrogate in Method Blank, if applicable
MDL	Method Detection Limit [1]
ML	Minimum Level of Quantitation
MS	Matrix Spike
MSD	Matrix Spike Duplicate
NA	Not Applicable
ND	Not detected at or above the indicated MDL (if present) or RL.
NR	Data Not Reported due to matrix interference or insufficient sample amount.
PDS	Post Digestion Spike
PF	Prep Factor
RD	Relative Difference
RL	Reporting Limit [2]
RPD	Relative Percent Difference
RRT	Relative Retention Time
RSD	Relative Standard Deviation
SPK Val	Spike Value
SPKRef Val	Spike Reference Value
SPLP	Synthetic Precipitation Leachate Procedure

[1] MDL is the minimum measured concentration of a substance that can be reported with 99% confidence that the measured concentration is distinguishable from method blank results. Definition and Procedure for the Determination of the Method Detection Limit, Revision 2, 40CFR, Part 136, Appendix B, EPA 821-R-16-006, December 2016. Values are based upon our default extraction volume/amount and are subject to change.

[2] RL is the lowest level that can be reliably determined within specified limits of precision and accuracy during routine laboratory operating conditions. (The RL cannot be lower than the lowest calibration standard used in the initial calibration of the instrument and must be greater than the MDL.) Values are based upon our default extraction volume/amount and are subject to change.

McCampbell Analytical, Inc.
"When Quality Counts"

1534 Willow Pass Road, Pittsburg, CA 94565-1701
Toll Free Telephone: (877) 252-9262 / Fax: (925) 252-9269
http://www.mccampbell.com / E-mail: main@mccampbell.com

Glossary of Terms & Qualifier Definitions

Client: Enthalpy Analytical **WorkOrder:** 2603D21

Project: EO-555786

TCLP	Toxicity Characteristic Leachate Procedure
TEQ	Toxicity Equivalents
TNTC	“Too Numerous to Count;” greater than 250 colonies observed on the plate.
TPH-Diesel	Sample results for semi-volatile TPH (diesel, kerosene, oil, etc) were calculated using a background subtraction procedure to correct for instrument baseline rise (column bleed) as described in Sec 7.7.2.2 of EPA 8015 B, C.
TZA	TimeZone Net Adjustment for sample collected outside of MAI's Coordinated Universal Time (UTC). (Adjustment for Daylight Saving is not accounted.)
WET (STLC)	Waste Extraction Test (Soluble Threshold Limit Concentration)

McCampbell Analytical, Inc.
"When Quality Counts"

1534 Willow Pass Road, Pittsburg, CA 94565-1701
Toll Free Telephone: (877) 252-9262 / Fax: (925) 252-9269
http://www.mccampbell.com / E-mail: main@mccampbell.com

Analytical Report

Client:	Enthalpy Analytical	**WorkOrder:**	2603D21
Date Received:	03/20/2026 9:20	**Extraction Method:**	RSK175
Date Prepared:	03/26/2026	**Analytical Method:**	RSK175
Project:	EO-555786	**Unit:**	µg/L

Dissolved Carbon Dioxide by RSK 175

Client ID	Lab ID	Matrix	Date Collected	Instrument FileID	Batch ID
DW-29	2603D21-001A	Water	03/19/2026 11:35	GC26 0326260104.D	338454

Analytes	Result	MDL	RL	DF	Date Analyzed
Carbon Dioxide	**13,000**	500	500	10	03/26/2026 15:03

Analyst(s): CLO

Client ID	Lab ID	Matrix	Date Collected	Instrument FileID	Batch ID
DW-31	2603D21-002A	Water	03/19/2026 10:53	GC26 0326260105.D	338454

Analytes	Result	MDL	RL	DF	Date Analyzed
Carbon Dioxide	**61,000**	2500	2500	50	03/26/2026 15:35

Analyst(s): CLO

Client ID	Lab ID	Matrix	Date Collected	Instrument FileID	Batch ID
FP-01	2603D21-003A	Water	03/19/2026 09:53	GC26 0326260106.D	338454

Analytes	Result	MDL	RL	DF	Date Analyzed
Carbon Dioxide	**32,000**	2000	2000	40	03/26/2026 16:23

Analyst(s): CLO

McCampbell Analytical, Inc.
"When Quality Counts"

1534 Willow Pass Road, Pittsburg, CA 94565-1701
Toll Free Telephone: (877) 252-9262 / Fax: (925) 252-9269
http://www.mccampbell.com / E-mail: main@mccampbell.com

Quality Control Report

Client:	Enthalpy Analytical	**WorkOrder:**	2603D21
Date Prepared:	03/26/2026	**BatchID:**	338454
Date Analyzed:	03/26/2026	**Extraction Method:**	RSK175
Instrument:	GC26	**Analytical Method:**	RSK175
Matrix:	Water	**Unit:**	µg/L
Project:	EO-555786	**Sample ID:**	MB/LCS/LCSD-338454

QC Summary Report for RSK175

Analyte	MB Result	MDL	RL			
Carbon Dioxide	ND	50	50	-	-	-

Analyte	LCS Result	LCSD Result	SPK Val	LCS %REC	LCSD %REC	LCS/LCSD Limits	RPD	RPD Limit
Carbon Dioxide	140	140	187.2	76	72	70-130	4.64	30

McCampbell Analytical, Inc.
1534 Willow Pass Rd
Pittsburg, CA 94565-1701
(925) 252-9262

CHAIN-OF-CUSTODY RECORD

WorkOrder: 2603D21 **ClientCode: ENO** **QuoteID: 262776**

☐ WaterTrax ☐ CLIP ☐ EDF ☑ EQuIS ☑ Dry-Weight ☑ Email ☐ HardCopy ☐ ThirdParty ☑ J-flag
☑ Detection Summary ☑ **Excel** [A1_Standard _QC]

Report to:
David Tripp
Enthalpy Analytical
931 West Barkley Avenue
Orange, CA 92868
657-581-4710 FAX:

Email: david.tripp@enthalpy.com
cc/3rd Party: incomingreports@enthalpy.com;
PO: 096843
Project: EO-555786

Bill to:
Accounts Payable/Enthalpy SoCal
Montrose Environmental Group
PO Box 842165
Boston, MA 02284-2165
003EL_ap@montrose-env.com

Requested TAT: **5 days;**

Date Received: **03/20/2026**
Date Logged: **03/20/2026**

Lab ID	ClientSampID	Matrix	Collection Date	Hold	Requested Tests (See legend below)											
					1	2	3	4	5	6	7	8	9	10	11	12
2603D21-001	DW-29	Water	3/19/2026 11:35	☐	A	A										
2603D21-002	DW-31	Water	3/19/2026 10:53	☐	A	A										
2603D21-003	FP-01	Water	3/19/2026 09:53	☐	A	A										

Test Legend:

1	PRDisposal Fee	2	RSK175_CO2_W	3		4	
5		6		7		8	
9		10		11		12	

Project Manager: Jena Alfaro

Prepared by: Teresa Gutierrez

Comments:

NOTE: Soil samples are discarded 60 days after receipt unless other arrangements are made (Water samples are 30 days).
Hazardous samples will be returned to client or disposed of at client expense.

McCampbell Analytical, Inc.
"When Quality Counts"

1534 Willow Pass Road, Pittsburg, CA 94565-1701
Toll Free Telephone: (877) 252-9262 / Fax: (925) 252-9269
http://www.mccampbell.com / E-mail: main@mccampbell.com

WORK ORDER SUMMARY

Client Name: ENTHALPY ANALYTICAL
Client Contact: David Tripp
Contact's Email: david.tripp@enthalpy.com

Project: EO-555786
Comments

Work Order: 2603D21
QC Level: LEVEL 2
Date Logged: 3/20/2026

☐ WaterTrax ☐ CLIP ☐ EDF ☑ Excel ☐ EQuIS ☑ Email ☐ HardCopy ☐ ThirdParty ☑ J-flag

LabID	ClientSampID	Matrix	Test Name	Cont./ Comp.	Bottle & Preservative	U**	Head Space	Dry-Weight	Collection Date & Time	TAT	Test Due Date	Sediment Content	Hold	Sub Out
001A	DW-29	Water	RSK175 (CO2)	2	VOA, Unpres	☐	☐	☐	3/19/2026 11:35	5 days	3/27/2026	Present	☐	☐
002A	DW-31	Water	RSK175 (CO2)	2	VOA, Unpres	☐	☐	☐	3/19/2026 10:53	5 days	3/27/2026	None	☐	☐
003A	FP-01	Water	RSK175 (CO2)	2	VOA, Unpres	☐	☐	☐	3/19/2026 9:53	5 days	3/27/2026	None	☐	☐

NOTES: * STLC and TCLP extractions require 2 days to complete; therefore, all TATs begin after the extraction is completed (i.e., One-day TAT yields results in 3 days from sample submission).

- ISM prep requires 5 to 10 days to complete; therefore, all TATs begin after the extraction is completed (i.e., One-day TAT yields results in 6 to 11 days from sample submission). Due date listed on WO summary will not accurately reflect the time needed for sample preparation.

- Organic extracts are held for 40 days before disposal; Inorganic extract are held for 30 days.

- MAI assumes that all material present in the provided sampling container is considered part of the sample - MAI does not exclude any material from the sample prior to sample preparation unless requested in writing by the client.

U = An unpreserved container was received for a method that suggests a preservation in order to extend hold time for analysis.**

Cont./Comp. = Containers /Composites

2603D21

ENTHALPY ANALYTICAL
931 West Barkley Ave
Orange, CA 92868
(714) 771-6900

Subcontract Laboratory:
McCampbell Analytical, Inc.
1534 Willow Pass Rd.
Pittsburg, CA 94565
ATTN: Quote ID: 262776
PO #: PO-096843

Enthalpy Order: EO-555786
PM: David Tripp
Email: david.tripp@enthalpy.com
CC: incomingreports@enthalpy.com
Phone: 657-581-4710

Results Due: Standard TAT
Report Level: II
Report To: MDL
EDDs: Standard Excel EDD

Notes:

Sample ID	Collected	Lab ID	# Cont.	Matrix	Analysis Requested	Comment
DW-29	19-MAR-2026 11:35	555786-001	2	Water	RSK-175 CO2	
DW-31	19-MAR-2026 10:53	555786-002	2	Water	RSK-175 CO2	
FP-01	19-MAR-2026 09:53	555786-003	2	Water	RSK-175 CO2	

Notes:	Relinquished By:	Received By:
	Alice	GLS
	Date: 3/19/26	Date: 3/19/26
	Date:	Date: 3/20/26 09:20
	Date:	Date:

3.9
IR48

GLS
Trak# 564244416

McCampbell Analytical, Inc.
"When Quality Counts"

1534 Willow Pass Road, Pittsburg, CA 94565-1701
Toll Free Telephone: (877) 252-9262 / Fax: (925) 252-9269
http://www.mccampbell.com / E-mail: main@mccampbell.com

Sample Receipt Checklist

Client Name:	Enthalpy Analytical	Date and Time Received:	3/20/2026 09:20
Project:	EO-555786	Date Logged:	3/20/2026
		Received by:	Teresa Gutierrez
WorkOrder №:	2603D21 Matrix: Water	Logged by:	Teresa Gutierrez
Carrier:	Golden State Overnight		

Chain of Custody (COC) Information

Chain of custody present?	Yes	☑	No	☐		
Chain of custody signed when relinquished and received?	Yes	☑	No	☐		
Chain of custody agrees with sample labels?	Yes	☑	No	☐		
Sample IDs noted by Client on COC?	Yes	☑	No	☐		
Date and Time of collection noted by Client on COC?	Yes	☑	No	☐		
Sampler's name noted on COC?	Yes	☑	No	☐		
COC agrees with Quote?	Yes	☑	No	☐	NA	☐
COC quote is active?	Yes	☑	No	☐	NA	☐

Sample Receipt Information

Custody seals intact on shipping container/cooler?	Yes	☑	No	☐	NA	☐
Custody seals intact on sample bottles?	Yes	☐	No	☐	NA	☑
Shipping container/cooler in good condition?	Yes	☑	No	☐		
Samples in proper containers/bottles?	Yes	☑	No	☐		
Sample containers intact?	Yes	☑	No	☐		
Sufficient sample volume for indicated test?	Yes	☑	No	☐		

Sample Preservation and Hold Time (HT) Information

All samples received within holding time?	Yes	☑	No	☐	NA	☐
Samples Received on Ice?	Yes	☑	No	☐		
(Ice Type: WET ICE)						
Sample/Temp Blank temperature	Temp: 3.9°C				NA	☐
ZHS conditional analyses: VOA meets zero headspace requirement (VOCs, TPHg/BTEX, RSK)?	Yes	☑	No	☐	NA	☐
Sample labels checked for correct preservation?	Yes	☑	No	☐		
pH acceptable upon receipt (Metal: <2)?	Yes	☐	No	☐	NA	☑

UCMR Samples:

pH tested and acceptable upon receipt (200.7: ≤2; 533: 6 - 8; 537.1: 6 - 8)?	Yes	☐	No	☐	NA	☑
Free Chlorine tested and acceptable upon receipt (<0.1mg/L) [not applicable to 200.7]?	Yes	☐	No	☐	NA	☑

Comments:

Onterris
931 West Barkley Ave
Orange, CA 92868
(714) 771-6900

onterris.com

Lab Job Number : 557895
Report Level : II
Report Date : 05/05/2026

Analytical Report *prepared for:*

Matt Breuer
Waste Connections
Chiquita Canyon Landfill
29201 Henry Mayo Drive
Castaic, CA 91384

Project: GW MONITORING - CCLF Groundwater

Authorized for release by:

David Tripp, Senior Project Manager
657-581-4710
david.tripp@onterris.com

This data package has been reviewed for technical correctness and completeness. Release of this data has been authorized by the Laboratory Manager or the Manager's designee, as verified by the above signature which applies to this PDF file as well as any associated electronic data deliverable files. The results contained in this report meet all requirements of NELAP and pertain only to those samples which were submitted for analysis. This report may be reproduced only in its entirety.

CA ELAP# 1338, CA ELAP #1338-S1, NELAP# 4038, SCAQMD LAP# 18LA0518, LACSD ID# 10105, ORELAP# 4197

Onterris ENTHALPY ANALYTICAL

Sample Summary

Matt Breuer Waste Connections Chiquita Canyon Landfill 29201 Henry Mayo Drive Castaic, CA 91384		Lab Job #: Project No: Location: Date Received:	557895 GW MONITORING CCLF Groundwater 04/20/26

Sample ID	Lab ID	Collected	Matrix
DW-28	557895-001	04/20/26 08:57	Water
DW-17	557895-002	04/20/26 10:21	Water
DW-9	557895-003	04/20/26 11:59	Water
DW-29	557895-004	04/20/26 13:12	Water
QCFB	557895-005	04/20/26 09:00	Water
QCTB	557895-006	04/20/26 00:00	Water

Case Narrative

Waste Connections Chiquita Canyon Landfill 29201 Henry Mayo Drive Castaic, CA 91384 Matt Breuer	Lab Job Number: 557895 Project No: GW MONITORING Location: CCLF Groundwater Date Received: 04/20/26

- This data package contains sample and QC results for six water samples, requested for the above referenced project on 04/21/26. The samples were received in good condition.
- EPA 300.0, EPA 350.1, EPA 410.4, EPA 6010B, EPA 8270C-SIM, SM 4500-S2-D, SM 5310B, SM2320B, and SM2540C analyses were performed at 931 West Barkley Ave, Orange, CA, 92868.
- EPA 8260B analysis was performed at 2532 E Cerritos Ave., Anaheim, CA, 92806.

Volatile Organics by GC/MS (EPA 8260B):

- A number of samples had pH greater than 2.
- No other analytical problems were encountered.

Semivolatile Organics by GC/MS SIM (EPA 8270C-SIM):
No analytical problems were encountered.

Total Organic Carbon by IR (SM 5310B):
No analytical problems were encountered.

Metals (EPA 6010B):

- Calcium and sodium were detected between the MDL and the RL in the method blank for batch 401446; these analytes were detected in samples at a level at least 10 times that of the blank.
- No other analytical problems were encountered.

Ion Chromatography (EPA 300.0):

- Responses exceeding the instrument's linear range were observed for chloride in the MS/MSD for batch 401381; affected data was qualified with "E".
- No other analytical problems were encountered.

Chemical Oxygen Demand by EPA 410.4 (EPA 410.4):
No analytical problems were encountered.

Alkalinity (SM2320B):
No analytical problems were encountered.

Sulfide (SM 4500-S2-D):
No analytical problems were encountered.

Total Dissolved Solids (TDS) (SM2540C):
No analytical problems were encountered.

Chemical Oxygen Demand (EPA 410.4):
No analytical problems were encountered.

Ammonia and TKN- Semi-Automated Method (SM 4500-NH3-G):
No analytical problems were encountered.

RSK-175 CO2 (RSK-175):

McCampbell Analytical, Inc. in Pittsburg, CA performed the analysis (see sublab report section for certifications). Please see the McCampbell Analytical, Inc. case narrative.

ENTHALPY ANALYTICAL

Chain of Custody Record

Lab No: 557895

Page: 1 of 1

Turn Around Time (rush by advanced notice only)

Standard:	X	5 Day:		3 Day:	
2 Day:		1 Day:		Custom TAT:	

Enthalpy Analytical
931 W Barkely Ave, Orange, CA 92868
(714) 771-6900

Matrix: A = Air S = Soil/Solid
W = Water DW = Drinking Wate SD = Sediment
PP = Pure Product SEA = Sea Water
SW = Swab T = Tissue WP = Wipe O = Other

Preservatives:
1 = $Na_2S_2O_3$ 2 = HCl 3 = HNO_3
4 = H_2SO_4 5 = NaOH 6 = Other

Sample Receipt Temp: 3.6 / 4.0 (lab use only)

CUSTOMER INFORMATION		PROJECT INFORMATION	
Company:	Chiquita Canyon Landfill	Name:	Matt Breuer
Report To:	Matt Breuer	Number:	661-257-3655
Email:	Matthew.Breuer@wasteconnections.com	P.O. #:	
Address:	29201 Henry Mayo Drive	Address:	
	Castaic, CA, 91384		
Phone:	661-257-3655	Global ID:	L10003464243
Fax:		Sampled By:	Paul Chang

Analysis Request

Test Instructions / Comments

Quarterly MPars

cc report to: pchang@changenvironmental.com Basic EDD & GeoTracker EDF

	Sample ID	Sampling Date	Sampling Time	Matrix	Container No. / Size	Pres.	VOCs (EPA 8260B)	1,4-Dioxane	Alkalinity, total	Bicarbonate as CaCO3	Ammonia-N, Nitrate-N	COD, Cl, SO4, TDS, TOC	B, Ca, Fe, K, Mg, Mn, Na	Bromide, Fluoride, Sulfide	Carbon dioxide	Test Instructions / Comments
1	DW-28	4/20/26	857	GW	13	var.	X	X	X	X	X	X	X	X	X	
2	DW-17	↓	1021	↓	↓	↓	X	X	X	X	X	X	X	X	X	
3	DW-9	↓	1159	↓	↓	↓	X	X	X	X	X	X	X	X	X	
4	DW-29	↓	1312	↓	↓	↓	X	X	X	X	X	X	X	X	X	
5	QCFB	↓	900	FB	3	↓	X									
6	QCTB	—	—	TB	2	↓	X									
7																
8																
9																
10																

Login 557895

	Signature	Print Name	Company / Title	Date / Time
1 Relinquished By:	[signature]	Paul Chang	CEI	4/20/26
1 Received By:	[signature]	ALICE T	EA/NH	4/20/26 14:25
2 Relinquished By:	[signature]	Alice T	EA/NH	4/21/26 910
2 Received By:	[signature]	gema	eANH	4.21.26 910
3 Relinquished By:		gema	eANH	4.21.26 1030
3 Received By:	[signature]	Derek P	EA	4-21-26 1137

RELI: Derek P EA 4-21-26 1223 Reci [signature] NCH EA 4-21-26 1223

SAMPLE RECEIPT CHECKLIST

Section 1: General Info

Date Received: 4/20/26 WO# 557895 Client: Chiquita Canyon landfill

Section 2: Shipping / Custody **Are custody seals present? ☐ Yes ☐ No**

Custody seals intact on arrival? ☐ N/A ☐ Yes ☐ No ☐ On cooler / box ☐ On samples

Shipping Info: Walk in or Pickup

Section 3a: Condition / Packaging ☐ **Outside 0.0 - 6.0°C (0.0 - 10.0°C for microbiology) (PM notified)**

Date Opened 4/20/26 By (initials) JWL AXT Type of ice used : ☒ Wet ☐ Blue/Gel ☐ None

☒ Samples received on ice directly from the field; cooling process had begun. (if checked, skip temperatures)

☐ Sample matrix doesn't require cooling (e.g. air, bulk PCB). (if checked, skip temperatures)

If no cooler: Observed/Adjusted Temp (°C): ____ / ____ Thermometer/IR Gun: IR03 CF: -0.8C

Cooler Temp (°C) #1: 16.2/15.4 #2: ____/____ #3: ____/____ #4: ____/____ #5: ____/____ #6: ____/____

Section 3b: Microbiology Samples ☐ **No microbiology samples submitted (skip 3b)**

☐ Within temp range 0.0 - 10.0°C or received on ice directly from field.

☐ Adequate headspace for microbiology analysis.

Section 3c: Air Samples ☐ **No air samples submitted (skip 3c)**

☐ 1.4L Canisters ☐ 6L Canisters ☐ Tedlar Bags ☐ MCE Cassettes ☐ Sorbent Tubes ☐ Other____

Section 4: Containers / Labels / Samples	YES	NO	N/A
1) Were custody papers present, filled properly, and legible?	X		
2) Is the sampler's name present on the CoC?	X		
3) Were containers received in good condition (unbroken / unopened / uncompromised)?	X		
4) Were the samples bagged? (required for microbiology samples; recommended for soil samples)	2		
5) Were all of, and only, the correct samples received?	X		
6) Are sample labels present, legible, and in agreement with the CoC?	X		
7) Does the container count match the CoC?	X		
8) Was sufficient sample volume / mass received for the analyses requested?	✓		
9) Were samples received in proper containers for the analyses requested?	X		
10) Were samples received with > 1/2 holding time remaining?	X		
11) Are samples properly preserved as indicated by CoC / labels?	X		
12) Unpreserved VOAs received - If necessary, was the hold time changed in LIMS?		✓	
13) Are VOA vials free from headspace/bubbles > 6mm?		-	

Section 5: Explanations / Comments ☐ **PM notified**

Date Logged 4/20/26 **By (print)** AXT **(sign)**

Date Labeled 4/20/26 **By (print)** AXT **(sign)**

SAMPLE RECEIPT CHECKLIST

Section 1: General Info

Date Received: 4/21/26 WO# 557895 Client: WASTECONNECTIONS

Section 2: Shipping / Custody **Are custody seals present?** ☐ Yes ☒ No

Custody seals intact on arrival? ■ N/A ☐ Yes ☐ No ☐ On cooler / box ☐ On samples

■ Courier ☐ Walk-In ☐ Field Sampling ☐ Shipping Info: _____

Section 3a: Condition / Packaging ☐ **Outside 0.0 - 6.0°C (0.0 - 10.0°C for microbiology) (PM notified)**

Date Opened 4/21/26 By (initials) DEP Type of ice used: ■ Wet ☐ Blue/Gel ☐ None

☐ Samples received on ice directly from the field; cooling process had begun. (if checked, skip temperatures)

☐ Sample matrix doesn't require cooling (e.g. air, bulk PCB). (if checked, skip temperatures)

If no cooler: Observed/Adjusted Temp (°C): _____/_____ Thermometer/IR Gun: IR15 CF: +0.4

Cooler Temp (°C) #1: 3.6 / 4.0 #2: ____/____ #3: ____/____ #4: ____/____ #5: ____/____ #6: ____/____

Section 3b: Microbiology Samples ■ **No microbiology samples submitted (skip 3b)**

☐ Within temp range 0.0 - 10.0°C or received on ice directly from field.

☐ Adequate headspace for microbiology analysis.

Section 3c: Air Samples ■ **No air samples submitted (skip 3c)**

☐ 1.4L Canisters ☐ 6L Canisters ☐ Tedlar Bags ☐ MCE Cassettes ☐ Sorbent Tubes ☐ Other_____

Section 4: Containers / Labels / Samples	YES	NO	N/A
1) Were custody papers present, filled properly, and legible?	X		
2) Is the sampler's name present on the CoC?	X		
3) Were containers received in good condition (unbroken / unopened / uncompromised)?	*X		
4) Were the samples bagged? (required for microbiology samples; recommended for soil samples)	X		
5) Were all of, and only, the correct samples received?	X		
6) Are sample labels present, legible, and in agreement with the CoC?	X		
7) Does the container count match the CoC?	X		
8) Was sufficient sample volume / mass received for the analyses requested?	X		
9) Were samples received in proper containers for the analyses requested?	X		
10) Were samples received with > 1/2 holding time remaining?	X		
11) Are samples properly preserved as indicated by CoC / labels?	X		
12) Unpreserved VOAs received - If necessary, was the hold time changed in LIMS?		X	
13) Are VOA vials free from headspace/bubbles > 6mm?		X	

Section 5: Explanations / Comments

(If no comments are made, then no discrepancies noted.)

4.13: Sample -001 has 1/3 HCL VOA vials with headspace >6mm

4.3: For sample -004, 1/3 HCL VOA vials was received empty

☐ **No additional discrepancies**

Date Logged 4/20/26 **By (print)** AXT **(sign)** NA

Date Labeled 4/20/26 **By (print)** AXT **(sign)** NA

Onterris ENTHALPY ANALYTICAL

Analysis Results for 557895

Matt Breuer
Waste Connections
Chiquita Canyon Landfill
29201 Henry Mayo Drive
Castaic, CA 91384

Lab Job #: 557895
Project No: GW MONITORING
Location: CCLF Groundwater
Date Received: 04/20/26

Sample ID: DW-28 **Lab ID: 557895-001** **Collected: 04/20/26 08:57**
Matrix: Water

557895-001 Analyte	Result	Qual	Units	RL	MDL	DF	Batch	Prepared	Analyzed	Chemist
Method: EPA 300.0 Prep Method: METHOD										
Fluoride	**1.3**		mg/L	0.20	0.083	1	401381	04/21/26 12:59	04/21/26 21:45	KUM
Chloride	**35**		mg/L	1.0	0.27	1	401381	04/21/26 12:59	04/21/26 21:45	KUM
Bromide	**0.18**	J	mg/L	0.30	0.038	1	401381	04/21/26 12:59	04/21/26 21:45	KUM
Nitrogen, Nitrate	ND		mg/L	0.10	0.05	1	401381	04/21/26 12:59	04/21/26 21:45	KUM
Sulfate	**470**		mg/L	10	2.0	10	401381	04/21/26 12:59	04/21/26 22:07	KUM
Method: EPA 350.1 Prep Method: METHOD										
Ammonia-N	**0.30**		mg/L	0.10	0.068	1	401466	04/22/26	04/22/26	JAK
Method: EPA 410.4 Prep Method: EPA 410.4										
Chemical Oxygen Demand	ND		mg/L	4.0	2.6	1	402341	04/30/26	04/30/26	AAB
Method: EPA 6010B Prep Method: EPA 3015A										
Boron	**1.4**		mg/L	0.050	0.0023	1	401548	04/22/26	04/22/26	KAM
Calcium	**4.6**		mg/L	0.10	0.0095	1	401446	04/21/26	04/21/26	KAM
Iron	ND		mg/L	0.050	0.017	1	401446	04/21/26	04/21/26	KAM
Magnesium	**0.78**		mg/L	0.10	0.017	1	401446	04/21/26	04/21/26	KAM
Manganese	**0.013**		mg/L	0.010	0.00075	1	401446	04/21/26	04/21/26	KAM
Potassium	**0.86**		mg/L	0.50	0.20	1	401446	04/21/26	04/21/26	KAM
Sodium	**360**		mg/L	0.50	0.017	1	401446	04/21/26	04/21/26	KAM
Method: EPA 8260B Prep Method: EPA 5030B										
Freon 12	ND		ug/L	1.0	0.1	1	401444	04/21/26	04/21/26	LYZ
Chloromethane	ND		ug/L	1.0	0.2	1	401444	04/21/26	04/21/26	LYZ
Vinyl Chloride	ND		ug/L	0.5	0.1	1	401444	04/21/26	04/21/26	LYZ
1,1-Dichloroethene	ND		ug/L	0.5	0.08	1	401444	04/21/26	04/21/26	LYZ
Methylene Chloride	ND		ug/L	10	0.2	1	401444	04/21/26	04/21/26	LYZ
1,1-Dichloroethane	ND		ug/L	0.5	0.1	1	401444	04/21/26	04/21/26	LYZ
cis-1,2-Dichloroethene	ND		ug/L	0.5	0.09	1	401444	04/21/26	04/21/26	LYZ
1,2-Dichloroethane	ND		ug/L	0.5	0.1	1	401444	04/21/26	04/21/26	LYZ
Benzene	ND		ug/L	0.5	0.1	1	401444	04/21/26	04/21/26	LYZ
Trichloroethene	ND		ug/L	0.5	0.1	1	401444	04/21/26	04/21/26	LYZ
Tetrachloroethene	ND		ug/L	0.5	0.1	1	401444	04/21/26	04/21/26	LYZ
1,4-Dichlorobenzene	ND		ug/L	0.5	0.2	1	401444	04/21/26	04/21/26	LYZ
Surrogates				**Limits**						
Dibromofluoromethane	99%		%REC	70-130		1	401444	04/21/26	04/21/26	LYZ
1,2-Dichloroethane-d4	106%		%REC	70-130		1	401444	04/21/26	04/21/26	LYZ
Toluene-d8	97%		%REC	70-130		1	401444	04/21/26	04/21/26	LYZ
Bromofluorobenzene	97%		%REC	70-130		1	401444	04/21/26	04/21/26	LYZ

Results for any subcontracted analyses are not included in this section.

Analysis Results for 557895

557895-001 Analyte	Result	Qual	Units	RL	MDL	DF	Batch	Prepared	Analyzed	Chemist
Method: EPA 8270C-SIM Prep Method: EPA 3535										
1,4-Dioxane	ND		ug/L	1.0	0.84	1	401429	04/21/26	04/22/26	ZFA
Surrogates				**Limits**						
1,4-Dioxane-d8 (SUR)	101%		%REC	80-120		1	401429	04/21/26	04/22/26	ZFA
Method: SM 4500-S2-D Prep Method: METHOD										
Sulfide	ND		mg/L	0.10		1	401586	04/22/26	04/22/26	TXC
Method: SM 5310B Prep Method: SM 5310B										
Total Organic Carbon	**3.2**		mg/L	1.0	0.49	1	401500	04/22/26	04/22/26	BDR
Method: SM2320B Prep Method: METHOD										
Alkalinity, Bicarbonate, as CaCO3	**310**		mg/L	5.0		2.5	401445	04/22/26	04/22/26	WWC
Alkalinity, Total as CaCO3	**360**		mg/L	5.0		2.5	401445	04/22/26	04/22/26	WWC
Method: SM2540C Prep Method: METHOD										
Total Dissolved Solids	**1,100**		mg/L	20		2	401642	04/23/26	04/24/26	JAG

Results for any subcontracted analyses are not included in this section.

Onterris ENTHALPY ANALYTICAL

Analysis Results for 557895

Sample ID: DW-17	Lab ID: 557895-002	Collected: 04/20/26 10:21
	Matrix: Water	

557895-002 Analyte	Result	Qual	Units	RL	MDL	DF	Batch	Prepared	Analyzed	Chemist
Method: EPA 300.0 Prep Method: METHOD										
Fluoride	**0.18**	J	mg/L	0.20	0.083	1	401381	04/21/26 12:59	04/21/26 23:12	KUM
Chloride	**150**		mg/L	1.0	0.27	1	401381	04/21/26 12:59	04/21/26 23:12	KUM
Bromide	**0.30**		mg/L	0.30	0.038	1	401381	04/21/26 12:59	04/21/26 23:12	KUM
Nitrogen, Nitrate	**0.89**		mg/L	0.10	0.05	1	401381	04/21/26 12:59	04/21/26 23:12	KUM
Sulfate	**190**		mg/L	10	2.0	10	401381	04/21/26 12:59	04/21/26 23:34	KUM
Method: EPA 350.1 Prep Method: METHOD										
Ammonia-N	**0.10**		mg/L	0.10	0.068	1	401466	04/22/26	04/22/26	JAK
Method: EPA 410.4 Prep Method: EPA 410.4										
Chemical Oxygen Demand	**8.0**		mg/L	4.0	2.6	1	401632	04/23/26	04/23/26	ARM
Method: EPA 6010B Prep Method: EPA 3015A										
Boron	**0.090**		mg/L	0.050	0.0023	1	401548	04/22/26	04/22/26	KAM
Calcium	**4.7**		mg/L	0.10	0.0095	1	401446	04/21/26	04/21/26	KAM
Iron	ND		mg/L	0.050	0.017	1	401446	04/21/26	04/21/26	KAM
Magnesium	**0.12**		mg/L	0.10	0.017	1	401446	04/21/26	04/21/26	KAM
Manganese	ND		mg/L	0.010	0.00075	1	401446	04/21/26	04/21/26	KAM
Potassium	**0.65**		mg/L	0.50	0.20	1	401446	04/21/26	04/21/26	KAM
Sodium	**220**		mg/L	0.50	0.017	1	401446	04/21/26	04/21/26	KAM
Method: EPA 8260B Prep Method: EPA 5030B										
Freon 12	ND		ug/L	1.0	0.1	1	401444	04/21/26	04/21/26	LYZ
Chloromethane	ND		ug/L	1.0	0.2	1	401444	04/21/26	04/21/26	LYZ
Vinyl Chloride	ND		ug/L	0.5	0.1	1	401444	04/21/26	04/21/26	LYZ
1,1-Dichloroethene	ND		ug/L	0.5	0.08	1	401444	04/21/26	04/21/26	LYZ
Methylene Chloride	ND		ug/L	10	0.2	1	401444	04/21/26	04/21/26	LYZ
1,1-Dichloroethane	ND		ug/L	0.5	0.1	1	401444	04/21/26	04/21/26	LYZ
cis-1,2-Dichloroethene	ND		ug/L	0.5	0.09	1	401444	04/21/26	04/21/26	LYZ
1,2-Dichloroethane	ND		ug/L	0.5	0.1	1	401444	04/21/26	04/21/26	LYZ
Benzene	ND		ug/L	0.5	0.1	1	401444	04/21/26	04/21/26	LYZ
Trichloroethene	ND		ug/L	0.5	0.1	1	401444	04/21/26	04/21/26	LYZ
Tetrachloroethene	ND		ug/L	0.5	0.1	1	401444	04/21/26	04/21/26	LYZ
1,4-Dichlorobenzene	ND		ug/L	0.5	0.2	1	401444	04/21/26	04/21/26	LYZ
Surrogates				**Limits**						
Dibromofluoromethane	99%		%REC	70-130		1	401444	04/21/26	04/21/26	LYZ
1,2-Dichloroethane-d4	104%		%REC	70-130		1	401444	04/21/26	04/21/26	LYZ
Toluene-d8	96%		%REC	70-130		1	401444	04/21/26	04/21/26	LYZ
Bromofluorobenzene	98%		%REC	70-130		1	401444	04/21/26	04/21/26	LYZ
Method: EPA 8270C-SIM Prep Method: EPA 3535										
1,4-Dioxane	ND		ug/L	1.0	0.84	1	401429	04/21/26	04/22/26	ZFA
Surrogates				**Limits**						
1,4-Dioxane-d8 (SUR)	100%		%REC	80-120		1	401429	04/21/26	04/22/26	ZFA

Results for any subcontracted analyses are not included in this section.

Analysis Results for 557895

557895-002 Analyte	Result	Qual	Units	RL	MDL	DF	Batch	Prepared	Analyzed	Chemist
Method: SM 4500-S2-D Prep Method: METHOD										
Sulfide	ND		mg/L	0.10		1	401586	04/22/26	04/22/26	TXC
Method: SM 5310B Prep Method: SM 5310B										
Total Organic Carbon	**1.3**		mg/L	1.0	0.49	1	401500	04/22/26	04/22/26	BDR
Method: SM2320B Prep Method: METHOD										
Alkalinity, Bicarbonate, as CaCO3	**120**		mg/L	5.0		2.5	401445	04/22/26	04/22/26	WWC
Alkalinity, Total as CaCO3	**160**		mg/L	5.0		2.5	401445	04/22/26	04/22/26	WWC
Method: SM2540C Prep Method: METHOD										
Total Dissolved Solids	**670**		mg/L	20		2	401642	04/23/26	04/24/26	JAG

Results for any subcontracted analyses are not included in this section.

Analysis Results for 557895

Sample ID: DW-9	Lab ID: 557895-003	Collected: 04/20/26 11:59
	Matrix: Water	

557895-003 Analyte	Result	Qual	Units	RL	MDL	DF	Batch	Prepared	Analyzed	Chemist
Method: EPA 300.0 Prep Method: METHOD										
Fluoride	**2.0**		mg/L	0.20	0.083	1	401381	04/21/26 12:59	04/22/26 00:40	KUM
Chloride	**80**		mg/L	1.0	0.27	1	401381	04/21/26 12:59	04/22/26 00:40	KUM
Bromide	**0.24**	J	mg/L	0.30	0.038	1	401381	04/21/26 12:59	04/22/26 00:40	KUM
Nitrogen, Nitrate	**2.3**		mg/L	0.10	0.05	1	401381	04/21/26 12:59	04/22/26 00:40	KUM
Sulfate	**680**		mg/L	10	2.0	10	401381	04/21/26 12:59	04/22/26 01:02	KUM
Method: EPA 350.1 Prep Method: METHOD										
Ammonia-N	ND		mg/L	0.10	0.068	1	401466	04/22/26	04/22/26	JAK
Method: EPA 410.4 Prep Method: EPA 410.4										
Chemical Oxygen Demand	**4.0**		mg/L	4.0	2.6	1	401632	04/23/26	04/23/26	ARM
Method: EPA 6010B Prep Method: EPA 3015A										
Boron	**0.58**		mg/L	0.050	0.0023	1	401548	04/22/26	04/22/26	KAM
Calcium	**20**		mg/L	0.10	0.0095	1	401446	04/21/26	04/21/26	KAM
Iron	ND		mg/L	0.050	0.017	1	401446	04/21/26	04/21/26	KAM
Magnesium	**2.1**		mg/L	0.10	0.017	1	401446	04/21/26	04/21/26	KAM
Manganese	ND		mg/L	0.010	0.00075	1	401446	04/21/26	04/21/26	KAM
Potassium	**1.4**		mg/L	0.50	0.20	1	401446	04/21/26	04/21/26	KAM
Sodium	**380**		mg/L	0.50	0.017	1	401446	04/21/26	04/21/26	KAM
Method: EPA 8260B Prep Method: EPA 5030B										
Freon 12	ND		ug/L	1.0	0.1	1	401444	04/21/26	04/21/26	LYZ
Chloromethane	ND		ug/L	1.0	0.2	1	401444	04/21/26	04/21/26	LYZ
Vinyl Chloride	ND		ug/L	0.5	0.1	1	401444	04/21/26	04/21/26	LYZ
1,1-Dichloroethene	ND		ug/L	0.5	0.08	1	401444	04/21/26	04/21/26	LYZ
Methylene Chloride	ND		ug/L	10	0.2	1	401444	04/21/26	04/21/26	LYZ
1,1-Dichloroethane	ND		ug/L	0.5	0.1	1	401444	04/21/26	04/21/26	LYZ
cis-1,2-Dichloroethene	ND		ug/L	0.5	0.09	1	401444	04/21/26	04/21/26	LYZ
1,2-Dichloroethane	ND		ug/L	0.5	0.1	1	401444	04/21/26	04/21/26	LYZ
Benzene	ND		ug/L	0.5	0.1	1	401444	04/21/26	04/21/26	LYZ
Trichloroethene	ND		ug/L	0.5	0.1	1	401444	04/21/26	04/21/26	LYZ
Tetrachloroethene	ND		ug/L	0.5	0.1	1	401444	04/21/26	04/21/26	LYZ
1,4-Dichlorobenzene	ND		ug/L	0.5	0.2	1	401444	04/21/26	04/21/26	LYZ
Surrogates				**Limits**						
Dibromofluoromethane	100%		%REC	70-130		1	401444	04/21/26	04/21/26	LYZ
1,2-Dichloroethane-d4	108%		%REC	70-130		1	401444	04/21/26	04/21/26	LYZ
Toluene-d8	96%		%REC	70-130		1	401444	04/21/26	04/21/26	LYZ
Bromofluorobenzene	98%		%REC	70-130		1	401444	04/21/26	04/21/26	LYZ
Method: EPA 8270C-SIM Prep Method: EPA 3535										
1,4-Dioxane	ND		ug/L	1.0	0.84	1	401429	04/21/26	04/22/26	ZFA
Surrogates				**Limits**						
1,4-Dioxane-d8 (SUR)	102%		%REC	80-120		1	401429	04/21/26	04/22/26	ZFA

Results for any subcontracted analyses are not included in this section.

Analysis Results for 557895

557895-003 Analyte	Result	Qual	Units	RL	MDL	DF	Batch	Prepared	Analyzed	Chemist
Method: SM 4500-S2-D Prep Method: METHOD										
Sulfide	ND		mg/L	0.10		1	401586	04/22/26	04/22/26	TXC
Method: SM 5310B Prep Method: SM 5310B										
Total Organic Carbon	**1.9**		mg/L	1.0	0.49	1	401500	04/22/26	04/22/26	BDR
Method: SM2320B Prep Method: METHOD										
Alkalinity, Bicarbonate, as CaCO3	**150**		mg/L	5.0		2.5	401445	04/22/26	04/22/26	WWC
Alkalinity, Total as CaCO3	**170**		mg/L	5.0		2.5	401445	04/22/26	04/22/26	WWC
Method: SM2540C Prep Method: METHOD										
Total Dissolved Solids	**1,300**		mg/L	20		2	401642	04/23/26	04/24/26	JAG

Results for any subcontracted analyses are not included in this section.

Analysis Results for 557895

Sample ID: DW-29	Lab ID: 557895-004	Collected: 04/20/26 13:12
	Matrix: Water	

557895-004 Analyte	Result	Qual	Units	RL	MDL	DF	Batch	Prepared	Analyzed	Chemist
Method: EPA 300.0 Prep Method: METHOD										
Fluoride	**0.34**		mg/L	0.20	0.083	1	401381	04/21/26 12:59	04/22/26 01:24	KUM
Chloride	**96**		mg/L	1.0	0.27	1	401381	04/21/26 12:59	04/22/26 01:24	KUM
Bromide	**0.36**		mg/L	0.30	0.038	1	401381	04/21/26 12:59	04/22/26 01:24	KUM
Nitrogen, Nitrate	**1.9**		mg/L	0.10	0.05	1	401381	04/21/26 12:59	04/22/26 01:24	KUM
Sulfate	**380**		mg/L	10	2.0	10	401381	04/21/26 12:59	04/22/26 01:46	KUM
Method: EPA 350.1 Prep Method: METHOD										
Ammonia-N	**0.072**	J	mg/L	0.10	0.068	1	401466	04/22/26	04/22/26	JAK
Method: EPA 410.4 Prep Method: EPA 410.4										
Chemical Oxygen Demand	**17**		mg/L	4.0	2.6	1	401632	04/23/26	04/23/26	ARM
Method: EPA 6010B Prep Method: EPA 3015A										
Boron	**0.38**		mg/L	0.050	0.0023	1	401548	04/22/26	04/22/26	KAM
Calcium	**76**		mg/L	0.10	0.0095	1	401446	04/21/26	04/21/26	KAM
Iron	**0.13**		mg/L	0.050	0.017	1	401446	04/21/26	04/21/26	KAM
Magnesium	**10**		mg/L	0.10	0.017	1	401446	04/21/26	04/21/26	KAM
Manganese	**0.23**		mg/L	0.010	0.00075	1	401446	04/21/26	04/21/26	KAM
Potassium	**1.5**		mg/L	0.50	0.20	1	401446	04/21/26	04/21/26	KAM
Sodium	**240**		mg/L	0.50	0.017	1	401446	04/21/26	04/21/26	KAM
Method: EPA 8260B Prep Method: EPA 5030B										
Freon 12	ND		ug/L	1.0	0.1	1	401444	04/22/26	04/22/26	LYZ
Chloromethane	ND		ug/L	1.0	0.2	1	401444	04/22/26	04/22/26	LYZ
Vinyl Chloride	ND		ug/L	0.5	0.1	1	401444	04/22/26	04/22/26	LYZ
1,1-Dichloroethene	ND		ug/L	0.5	0.08	1	401444	04/22/26	04/22/26	LYZ
Methylene Chloride	ND		ug/L	10	0.2	1	401444	04/22/26	04/22/26	LYZ
1,1-Dichloroethane	ND		ug/L	0.5	0.1	1	401444	04/22/26	04/22/26	LYZ
cis-1,2-Dichloroethene	ND		ug/L	0.5	0.09	1	401444	04/22/26	04/22/26	LYZ
1,2-Dichloroethane	ND		ug/L	0.5	0.1	1	401444	04/22/26	04/22/26	LYZ
Benzene	ND		ug/L	0.5	0.1	1	401444	04/22/26	04/22/26	LYZ
Trichloroethene	ND		ug/L	0.5	0.1	1	401444	04/22/26	04/22/26	LYZ
Tetrachloroethene	ND		ug/L	0.5	0.1	1	401444	04/22/26	04/22/26	LYZ
1,4-Dichlorobenzene	ND		ug/L	0.5	0.2	1	401444	04/22/26	04/22/26	LYZ
Surrogates				**Limits**						
Dibromofluoromethane	99%		%REC	70-130		1	401444	04/22/26	04/22/26	LYZ
1,2-Dichloroethane-d4	104%		%REC	70-130		1	401444	04/22/26	04/22/26	LYZ
Toluene-d8	97%		%REC	70-130		1	401444	04/22/26	04/22/26	LYZ
Bromofluorobenzene	96%		%REC	70-130		1	401444	04/22/26	04/22/26	LYZ
Method: EPA 8270C-SIM Prep Method: EPA 3535										
1,4-Dioxane	ND		ug/L	1.0	0.84	1	401429	04/21/26	04/22/26	ZFA
Surrogates				**Limits**						
1,4-Dioxane-d8 (SUR)	97%		%REC	80-120		1	401429	04/21/26	04/22/26	ZFA

Results for any subcontracted analyses are not included in this section.

Analysis Results for 557895

557895-004 Analyte	Result	Qual	Units	RL	MDL	DF	Batch	Prepared	Analyzed	Chemist
Method: SM 4500-S2-D Prep Method: METHOD										
Sulfide	ND		mg/L	0.10		1	401586	04/22/26	04/22/26	TXC
Method: SM 5310B Prep Method: SM 5310B										
Total Organic Carbon	**11**		mg/L	1.0	0.49	1	401500	04/22/26	04/22/26	BDR
Method: SM2320B Prep Method: METHOD										
Alkalinity, Bicarbonate, as CaCO3	ND		mg/L	5.0		2.5	401445	04/22/26	04/22/26	WWC
Alkalinity, Total as CaCO3	ND		mg/L	5.0		2.5	401445	04/22/26	04/22/26	WWC
Method: SM2540C Prep Method: METHOD										
Total Dissolved Solids	**1,000**		mg/L	20		2	401642	04/23/26	04/24/26	JAG

Sample ID: QCFB **Lab ID: 557895-005** **Collected: 04/20/26 09:00**
Matrix: Water

557895-005 Analyte	Result	Qual	Units	RL	MDL	DF	Batch	Prepared	Analyzed	Chemist
Method: EPA 8260B Prep Method: EPA 5030B										
Freon 12	ND		ug/L	1.0	0.1	1	401444	04/22/26	04/22/26	LYZ
Chloromethane	ND		ug/L	1.0	0.2	1	401444	04/22/26	04/22/26	LYZ
Vinyl Chloride	ND		ug/L	0.5	0.1	1	401444	04/22/26	04/22/26	LYZ
1,1-Dichloroethene	ND		ug/L	0.5	0.08	1	401444	04/22/26	04/22/26	LYZ
Methylene Chloride	**0.4**	J	ug/L	10	0.2	1	401444	04/22/26	04/22/26	LYZ
1,1-Dichloroethane	ND		ug/L	0.5	0.1	1	401444	04/22/26	04/22/26	LYZ
cis-1,2-Dichloroethene	ND		ug/L	0.5	0.09	1	401444	04/22/26	04/22/26	LYZ
1,2-Dichloroethane	ND		ug/L	0.5	0.1	1	401444	04/22/26	04/22/26	LYZ
Benzene	ND		ug/L	0.5	0.1	1	401444	04/22/26	04/22/26	LYZ
Trichloroethene	ND		ug/L	0.5	0.1	1	401444	04/22/26	04/22/26	LYZ
Tetrachloroethene	ND		ug/L	0.5	0.1	1	401444	04/22/26	04/22/26	LYZ
1,4-Dichlorobenzene	ND		ug/L	0.5	0.2	1	401444	04/22/26	04/22/26	LYZ
Surrogates				**Limits**						
Dibromofluoromethane	99%		%REC	70-130		1	401444	04/22/26	04/22/26	LYZ
1,2-Dichloroethane-d4	106%		%REC	70-130		1	401444	04/22/26	04/22/26	LYZ
Toluene-d8	97%		%REC	70-130		1	401444	04/22/26	04/22/26	LYZ
Bromofluorobenzene	96%		%REC	70-130		1	401444	04/22/26	04/22/26	LYZ

Results for any subcontracted analyses are not included in this section.

Analysis Results for 557895

Sample ID: QCTB	Lab ID: 557895-006	Collected: 04/20/26
	Matrix: Water	

557895-006 Analyte	Result	Qual	Units	RL	MDL	DF	Batch	Prepared	Analyzed	Chemist
Method: EPA 8260B Prep Method: EPA 5030B										
Freon 12	ND		ug/L	1.0	0.1	1	401444	04/22/26	04/22/26	LYZ
Chloromethane	ND		ug/L	1.0	0.2	1	401444	04/22/26	04/22/26	LYZ
Vinyl Chloride	ND		ug/L	0.5	0.1	1	401444	04/22/26	04/22/26	LYZ
1,1-Dichloroethene	ND		ug/L	0.5	0.08	1	401444	04/22/26	04/22/26	LYZ
Methylene Chloride	**0.7**	J	ug/L	10	0.2	1	401444	04/22/26	04/22/26	LYZ
1,1-Dichloroethane	ND		ug/L	0.5	0.1	1	401444	04/22/26	04/22/26	LYZ
cis-1,2-Dichloroethene	ND		ug/L	0.5	0.09	1	401444	04/22/26	04/22/26	LYZ
1,2-Dichloroethane	ND		ug/L	0.5	0.1	1	401444	04/22/26	04/22/26	LYZ
Benzene	ND		ug/L	0.5	0.1	1	401444	04/22/26	04/22/26	LYZ
Trichloroethene	ND		ug/L	0.5	0.1	1	401444	04/22/26	04/22/26	LYZ
Tetrachloroethene	ND		ug/L	0.5	0.1	1	401444	04/22/26	04/22/26	LYZ
1,4-Dichlorobenzene	ND		ug/L	0.5	0.2	1	401444	04/22/26	04/22/26	LYZ
Surrogates				**Limits**						
Dibromofluoromethane	98%		%REC	70-130		1	401444	04/22/26	04/22/26	LYZ
1,2-Dichloroethane-d4	104%		%REC	70-130		1	401444	04/22/26	04/22/26	LYZ
Toluene-d8	96%		%REC	70-130		1	401444	04/22/26	04/22/26	LYZ
Bromofluorobenzene	97%		%REC	70-130		1	401444	04/22/26	04/22/26	LYZ

J Estimated value
ND Not Detected

Results for any subcontracted analyses are not included in this section.

Batch QC

Type: Blank	**Lab ID:** QC1362179	**Batch:** 401381
Matrix: Water	**Method:** EPA 300.0	**Prep Method:** METHOD

QC1362179 Analyte	Result	Qual	Units	RL	MDL	Prepared	Analyzed
Fluoride	ND		mg/L	0.20	0.083	04/21/26 10:09	04/21/26 11:33
Chloride	ND		mg/L	1.0	0.27	04/21/26 10:09	04/21/26 11:33
Bromide	ND		mg/L	0.30	0.038	04/21/26 10:09	04/21/26 11:33
Nitrogen, Nitrate	ND		mg/L	0.10	0.05	04/21/26 10:09	04/21/26 11:33
Sulfate	ND		mg/L	1.0	0.20	04/21/26 10:09	04/21/26 11:33

Type: Lab Control Sample	**Lab ID:** QC1362180	**Batch:** 401381
Matrix: Water	**Method:** EPA 300.0	**Prep Method:** METHOD

QC1362180 Analyte	Result	Spiked	Units	Recovery	Qual	Limits
Fluoride	10.16	10.00	mg/L	102%		90-110
Chloride	48.92	50.00	mg/L	98%		90-110
Bromide	15.49	15.00	mg/L	103%		90-110
Nitrogen, Nitrate	4.697	4.518	mg/L	104%		90-110
Sulfate	25.54	25.00	mg/L	102%		90-110

Type: Matrix Spike	**Lab ID:** QC1362181	**Batch:** 401381
Matrix (Source ID): Water (557917-001)	**Method:** EPA 300.0	**Prep Method:** METHOD

QC1362181 Analyte	Result	Source Sample Result	Spiked	Units	Recovery	Qual	Limits	DF
Fluoride	22.06	0.4905	20.00	mg/L	108%		80-129	1
Chloride	334.0	241.2	100.0	mg/L	93%	E	80-123	1
Bromide	16.63	0.7122	15.00	mg/L	106%		80-121	1
Nitrogen, Nitrate	13.74	4.277	9.036	mg/L	105%		80-123	1
Sulfate	266.8	246.2	50.00	mg/L	41%	E,NM	79-124	1

Type: Matrix Spike Duplicate	**Lab ID:** QC1362182	**Batch:** 401381
Matrix (Source ID): Water (557917-001)	**Method:** EPA 300.0	**Prep Method:** METHOD

QC1362182 Analyte	Result	Source Sample Result	Spiked	Units	Recovery	Qual	Limits	RPD	RPD Lim	DF
Fluoride	21.41	0.4905	20.00	mg/L	105%		80-129	3	21	1
Chloride	332.2	241.2	100.0	mg/L	91%	E	80-123		20	1
Bromide	16.16	0.7122	15.00	mg/L	103%		80-121	3	20	1
Nitrogen, Nitrate	13.44	4.277	9.036	mg/L	101%		80-123	2	20	1
Sulfate	265.8	246.2	50.00	mg/L	39%	E,NM	79-124		20	1

Batch QC

Type:	Matrix Spike	Lab ID:	QC1362245	Batch:	401381
Matrix (Source ID):	Water (557895-001)	Method:	EPA 300.0	Prep Method:	METHOD

QC1362245 Analyte	Result	Source Sample Result	Spiked	Units	Recovery	Qual	Limits	DF
Fluoride	22.52	1.302	20.00	mg/L	106%		80-129	1
Chloride	141.2	35.31	100.0	mg/L	106%		80-123	1
Bromide	15.87	0.1819	15.00	mg/L	105%		80-121	1
Nitrogen, Nitrate	9.526	ND	9.036	mg/L	105%		80-123	1
Sulfate	413.5	467.7	50.00	mg/L	-108%	E,NM	79-124	1

Type:	Matrix Spike Duplicate	Lab ID:	QC1362246	Batch:	401381
Matrix (Source ID):	Water (557895-001)	Method:	EPA 300.0	Prep Method:	METHOD

QC1362246 Analyte	Result	Source Sample Result	Spiked	Units	Recovery	Qual	Limits	RPD	RPD Lim	DF
Fluoride	22.74	1.302	20.00	mg/L	107%		80-129	1	21	1
Chloride	142.5	35.31	100.0	mg/L	107%		80-123	1	20	1
Bromide	15.96	0.1819	15.00	mg/L	105%		80-121	1	20	1
Nitrogen, Nitrate	9.595	ND	9.036	mg/L	106%		80-123	1	20	1
Sulfate	412.5	467.7	50.00	mg/L	-110%	E,NM	79-124		20	1

Type:	Blank	Lab ID:	QC1362451	Batch:	401466
Matrix:	Water	Method:	EPA 350.1	Prep Method:	METHOD

QC1362451 Analyte	Result	Qual	Units	RL	MDL	Prepared	Analyzed
Ammonia-N	ND		mg/L	0.10	0.068	04/22/26	04/22/26

Type:	Lab Control Sample	Lab ID:	QC1362452	Batch:	401466
Matrix:	Water	Method:	EPA 350.1	Prep Method:	METHOD

QC1362452 Analyte	Result	Spiked	Units	Recovery	Qual	Limits
Ammonia-N	0.9038	1.000	mg/L	90%		90-110

Type:	Matrix Spike	Lab ID:	QC1362453	Batch:	401466
Matrix (Source ID):	Water (557895-001)	Method:	EPA 350.1	Prep Method:	METHOD

QC1362453 Analyte	Result	Source Sample Result	Spiked	Units	Recovery	Qual	Limits	DF
Ammonia-N	1.294	0.2953	1.000	mg/L	100%		90-110	1

Batch QC

Type: Matrix Spike Duplicate	**Lab ID:** QC1362454	**Batch:** 401466
Matrix (Source ID): Water (557895-001)	**Method:** EPA 350.1	**Prep Method:** METHOD

QC1362454 Analyte	Result	Source Sample Result	Spiked	Units	Recovery	Qual	Limits	RPD	RPD Lim	DF
Ammonia-N	1.253	0.2953	1.000	mg/L	96%		90-110	3	20	1

Type: Blank	**Lab ID:** QC1363043	**Batch:** 401632
Matrix: Water	**Method:** EPA 410.4	**Prep Method:** EPA 410.4

QC1363043 Analyte	Result	Qual	Units	RL	MDL	Prepared	Analyzed
Chemical Oxygen Demand	ND		mg/L	4.0	2.6	04/23/26	04/23/26

Type: Lab Control Sample	**Lab ID:** QC1363044	**Batch:** 401632
Matrix: Water	**Method:** EPA 410.4	**Prep Method:** EPA 410.4

QC1363044 Analyte	Result	Spiked	Units	Recovery	Qual	Limits
Chemical Oxygen Demand	105.0	100.0	mg/L	105%		90-110

Type: Matrix Spike	**Lab ID:** QC1363045	**Batch:** 401632
Matrix (Source ID): Water (558277-001)	**Method:** EPA 410.4	**Prep Method:** EPA 410.4

QC1363045 Analyte	Result	Source Sample Result	Spiked	Units	Recovery	Qual	Limits	DF
Chemical Oxygen Demand	108.0	ND	100.0	mg/L	108%		75-125	2

Type: Matrix Spike Duplicate	**Lab ID:** QC1363046	**Batch:** 401632
Matrix (Source ID): Water (558277-001)	**Method:** EPA 410.4	**Prep Method:** EPA 410.4

QC1363046 Analyte	Result	Source Sample Result	Spiked	Units	Recovery	Qual	Limits	RPD	RPD Lim	DF
Chemical Oxygen Demand	124.0	ND	100.0	mg/L	124%		75-125	14	20	2

Type: Blank	**Lab ID:** QC1365622	**Batch:** 402341
Matrix: Water	**Method:** EPA 410.4	**Prep Method:** EPA 410.4

QC1365622 Analyte	Result	Qual	Units	RL	MDL	Prepared	Analyzed
Chemical Oxygen Demand	ND		mg/L	4.0	2.6	04/30/26	04/30/26

Type: Lab Control Sample	**Lab ID:** QC1365623	**Batch:** 402341
Matrix: Water	**Method:** EPA 410.4	**Prep Method:** EPA 410.4

QC1365623 Analyte	Result	Spiked	Units	Recovery	Qual	Limits
Chemical Oxygen Demand	107.0	100.0	mg/L	107%		90-110

Batch QC

Type:	Matrix Spike	Lab ID:	QC1365624	Batch:	402341
Matrix (Source ID):	Water (558287-001)	Method:	EPA 410.4	Prep Method:	EPA 410.4

QC1365624 Analyte	Result	Source Sample Result	Spiked	Units	Recovery	Qual	Limits	DF
Chemical Oxygen Demand	104.0	6.000	100.0	mg/L	98%		75-125	2

Type:	Matrix Spike Duplicate	Lab ID:	QC1365625	Batch:	402341
Matrix (Source ID):	Water (558287-001)	Method:	EPA 410.4	Prep Method:	EPA 410.4

QC1365625 Analyte	Result	Source Sample Result	Spiked	Units	Recovery	Qual	Limits	RPD	RPD Lim	DF
Chemical Oxygen Demand	112.0	6.000	100.0	mg/L	106%		75-125	7	20	2

Type:	Blank	Lab ID:	QC1362374	Batch:	401446
Matrix:	Water	Method:	EPA 6010B	Prep Method:	EPA 3015A

QC1362374 Analyte	Result	Qual	Units	RL	MDL	Prepared	Analyzed
Calcium	0.027	J	mg/L	0.10	0.0095	04/21/26	04/22/26
Iron	ND		mg/L	0.020	0.017	04/21/26	04/21/26
Magnesium	ND		mg/L	0.10	0.017	04/21/26	04/21/26
Manganese	ND		mg/L	0.010	0.00075	04/21/26	04/21/26
Potassium	ND		mg/L	0.50	0.20	04/21/26	04/21/26
Sodium	0.16	J	mg/L	0.50	0.017	04/21/26	04/22/26

Type:	Lab Control Sample	Lab ID:	QC1362375	Batch:	401446
Matrix:	Water	Method:	EPA 6010B	Prep Method:	EPA 3015A

QC1362375 Analyte	Result	Spiked	Units	Recovery	Qual	Limits
Calcium	18.40	20.40	mg/L	90%		80-120
Iron	0.3655	0.4000	mg/L	91%		80-120
Magnesium	18.51	20.40	mg/L	91%		80-120
Manganese	0.3670	0.4000	mg/L	92%		80-120
Potassium	21.27	24.00	mg/L	89%		80-120
Sodium	18.42	20.40	mg/L	90%		80-120

Type:	Matrix Spike	Lab ID:	QC1362376	Batch:	401446
Matrix (Source ID):	Water (557895-001)	Method:	EPA 6010B	Prep Method:	EPA 3015A

QC1362376 Analyte	Result	Source Sample Result	Spiked	Units	Recovery	Qual	Limits	DF
Calcium	22.82	4.578	20.40	mg/L	89%		75-125	1
Iron	0.3758	ND	0.4000	mg/L	94%		75-125	1
Magnesium	19.11	0.7770	20.40	mg/L	90%		75-125	1
Manganese	0.3819	0.01297	0.4000	mg/L	92%		75-125	1
Potassium	22.88	0.8606	24.00	mg/L	92%		75-125	1
Sodium	381.5	363.5	20.40	mg/L	88%	NM	75-125	1

Batch QC

Type:	Matrix Spike Duplicate	Lab ID:	QC1362377	Batch:	401446
Matrix (Source ID):	Water (557895-001)	Method:	EPA 6010B	Prep Method:	EPA 3015A

QC1362377 Analyte	Result	Source Sample Result	Spiked	Units	Recovery	Qual	Limits	RPD	RPD Lim	DF
Calcium	22.29	4.578	20.40	mg/L	87%		75-125	2	20	1
Iron	0.3655	ND	0.4000	mg/L	91%		75-125	3	22	1
Magnesium	18.62	0.7770	20.40	mg/L	87%		75-125	3	20	1
Manganese	0.3724	0.01297	0.4000	mg/L	90%		75-125	3	20	1
Potassium	22.29	0.8606	24.00	mg/L	89%		75-125	3	20	1
Sodium	377.6	363.5	20.40	mg/L	69%	NM	75-125	1	20	1

Type:	Serial Dilution	Lab ID:	QC1362408	Batch:	401446
Matrix (Source ID):	Water (557895-001)	Method:	EPA 6010B	Prep Method:	EPA 3015A

QC1362408 Analyte	Result	Source Sample Result	Units	Qual	RPD	RPD Lim	DF
Calcium	4.658	4.578	mg/L				5
Iron	ND	ND	mg/L				5
Magnesium	0.7510	0.7770	mg/L				5
Manganese	0.01288	0.01297	mg/L	J			5
Potassium	ND	0.8606	mg/L				5
Sodium	369.5	363.5	mg/L				5

Type:	Blank	Lab ID:	QC1362725	Batch:	401548
Matrix:	Water	Method:	EPA 6010B	Prep Method:	EPA 3015A

QC1362725 Analyte	Result	Qual	Units	RL	MDL	Prepared	Analyzed
Boron	ND		mg/L	0.050	0.0023	04/22/26	04/22/26

Type:	Lab Control Sample	Lab ID:	QC1362726	Batch:	401548
Matrix:	Water	Method:	EPA 6010B	Prep Method:	EPA 3015A

QC1362726 Analyte	Result	Spiked	Units	Recovery	Qual	Limits
Boron	0.3674	0.4000	mg/L	92%		80-120

Type:	Matrix Spike	Lab ID:	QC1362727	Batch:	401548
Matrix (Source ID):	Water (557924-001)	Method:	EPA 6010B	Prep Method:	EPA 3015A

QC1362727 Analyte	Result	Source Sample Result	Spiked	Units	Recovery	Qual	Limits	DF
Boron	0.4870	0.1207	0.4000	mg/L	92%		75-125	1

Batch QC

Type:	Matrix Spike Duplicate	Lab ID:	QC1362728	Batch:	401548
Matrix (Source ID):	Water (557924-001)	Method:	EPA 6010B	Prep Method:	EPA 3015A

QC1362728 Analyte	Result	Source Sample Result	Spiked	Units	Recovery	Qual	Limits	RPD	RPD Lim	DF
Boron	0.4742	0.1207	0.4000	mg/L	88%		75-125	3	20	1

Type:	Serial Dilution	Lab ID:	QC1362822	Batch:	401548
Matrix (Source ID):	Water (557924-001)	Method:	EPA 6010B	Prep Method:	EPA 3015A

QC1362822 Analyte	Result	Source Sample Result	Units	Qual	RPD	RPD Lim	DF
Boron	0.1315	0.1207	mg/L	J			5

Type:	Lab Control Sample	Lab ID:	QC1362364	Batch:	401444
Matrix:	Water	Method:	EPA 8260B	Prep Method:	EPA 5030B

QC1362364 Analyte	Result	Spiked	Units	Recovery	Qual	Limits
1,1-Dichloroethene	49.63	50.00	ug/L	99%		69-128
MTBE	51.93	50.00	ug/L	104%		66-125
Benzene	50.57	50.00	ug/L	101%		76-121
Trichloroethene	46.53	50.00	ug/L	93%		76-124
Toluene	47.63	50.00	ug/L	95%		76-120
Chlorobenzene	47.23	50.00	ug/L	94%		78-120
Surrogates						
Dibromofluoromethane	49.91	50.00	ug/L	100%		70-130
1,2-Dichloroethane-d4	51.36	50.00	ug/L	103%		70-130
Toluene-d8	48.94	50.00	ug/L	98%		70-130
Bromofluorobenzene	49.14	50.00	ug/L	98%		70-130

Type:	Lab Control Sample Duplicate	Lab ID:	QC1362365	Batch:	401444
Matrix:	Water	Method:	EPA 8260B	Prep Method:	EPA 5030B

QC1362365 Analyte	Result	Spiked	Units	Recovery	Qual	Limits	RPD	RPD Lim
1,1-Dichloroethene	49.50	50.00	ug/L	99%		69-128	0	23
MTBE	54.54	50.00	ug/L	109%		66-125	5	22
Benzene	51.74	50.00	ug/L	103%		76-121	2	21
Trichloroethene	47.41	50.00	ug/L	95%		76-124	2	22
Toluene	48.48	50.00	ug/L	97%		76-120	2	21
Chlorobenzene	49.25	50.00	ug/L	99%		78-120	4	20
Surrogates								
Dibromofluoromethane	49.87	50.00	ug/L	100%		70-130		
1,2-Dichloroethane-d4	51.63	50.00	ug/L	103%		70-130		
Toluene-d8	49.03	50.00	ug/L	98%		70-130		
Bromofluorobenzene	50.61	50.00	ug/L	101%		70-130		

Batch QC

Type:	Matrix Spike	Lab ID:	QC1362366	Batch:	401444
Matrix (Source ID):	Water (557895-001)	Method:	EPA 8260B	Prep Method:	EPA 5030B

QC1362366 Analyte	Result	Source Sample Result	Spiked	Units	Recovery	Qual	Limits	DF
1,1-Dichloroethene	17.19	ND	20.00	ug/L	86%		62-131	1
MTBE	23.54	ND	20.00	ug/L	118%		61-124	1
Benzene	17.89	ND	20.00	ug/L	89%		70-123	1
Trichloroethene	16.21	ND	20.00	ug/L	81%		65-131	1
Toluene	16.55	ND	20.00	ug/L	83%		69-120	1
Chlorobenzene	16.88	ND	20.00	ug/L	84%		72-121	1
Surrogates								
Dibromofluoromethane	49.54		50.00	ug/L	99%		70-130	1
1,2-Dichloroethane-d4	53.22		50.00	ug/L	106%		70-130	1
Toluene-d8	47.45		50.00	ug/L	95%		70-130	1
Bromofluorobenzene	49.57		50.00	ug/L	99%		70-130	1

Type:	Matrix Spike Duplicate	Lab ID:	QC1362367	Batch:	401444
Matrix (Source ID):	Water (557895-001)	Method:	EPA 8260B	Prep Method:	EPA 5030B

QC1362367 Analyte	Result	Source Sample Result	Spiked	Units	Recovery	Qual	Limits	RPD	RPD Lim	DF
1,1-Dichloroethene	17.46	ND	20.00	ug/L	87%		62-131	2	31	1
MTBE	23.12	ND	20.00	ug/L	116%		61-124	2	30	1
Benzene	17.91	ND	20.00	ug/L	90%		70-123	0	31	1
Trichloroethene	16.74	ND	20.00	ug/L	84%		65-131	3	31	1
Toluene	16.76	ND	20.00	ug/L	84%		69-120	1	29	1
Chlorobenzene	16.84	ND	20.00	ug/L	84%		72-121	0	29	1
Surrogates										
Dibromofluoromethane	49.28		50.00	ug/L	99%		70-130			1
1,2-Dichloroethane-d4	52.50		50.00	ug/L	105%		70-130			1
Toluene-d8	48.40		50.00	ug/L	97%		70-130			1
Bromofluorobenzene	48.45		50.00	ug/L	97%		70-130			1

Batch QC

Type: Blank	Lab ID: QC1362369	Batch: 401444
Matrix: Water	Method: EPA 8260B	Prep Method: EPA 5030B

QC1362369 Analyte	Result	Qual	Units	RL	MDL	Prepared	Analyzed
Freon 12	ND		ug/L	1.0	0.1	04/21/26	04/21/26
Chloromethane	ND		ug/L	1.0	0.2	04/21/26	04/21/26
Vinyl Chloride	ND		ug/L	0.5	0.1	04/21/26	04/21/26
1,1-Dichloroethene	ND		ug/L	0.5	0.08	04/21/26	04/21/26
Methylene Chloride	ND		ug/L	10	0.2	04/21/26	04/21/26
1,1-Dichloroethane	ND		ug/L	0.5	0.1	04/21/26	04/21/26
cis-1,2-Dichloroethene	ND		ug/L	0.5	0.09	04/21/26	04/21/26
1,2-Dichloroethane	ND		ug/L	0.5	0.1	04/21/26	04/21/26
Benzene	ND		ug/L	0.5	0.1	04/21/26	04/21/26
Trichloroethene	ND		ug/L	0.5	0.1	04/21/26	04/21/26
Tetrachloroethene	ND		ug/L	0.5	0.1	04/21/26	04/21/26
1,4-Dichlorobenzene	ND		ug/L	0.5	0.2	04/21/26	04/21/26
Surrogates				**Limits**			
Dibromofluoromethane	96%		%REC	70-130		04/21/26	04/21/26
1,2-Dichloroethane-d4	98%		%REC	70-130		04/21/26	04/21/26
Toluene-d8	99%		%REC	70-130		04/21/26	04/21/26
Bromofluorobenzene	99%		%REC	70-130		04/21/26	04/21/26

Type: Blank	Lab ID: QC1362311	Batch: 401429
Matrix: Water	Method: EPA 8270C-SIM	Prep Method: EPA 3535

QC1362311 Analyte	Result	Qual	Units	RL	MDL	Prepared	Analyzed
1,4-Dioxane	ND		ug/L	1.0	0.84	04/21/26	04/22/26
Surrogates				**Limits**			
1,4-Dioxane-d8 (SUR)	106%		%REC	80-120		04/21/26	04/22/26

Type: Lab Control Sample	Lab ID: QC1362383	Batch: 401429
Matrix: Water	Method: EPA 8270C-SIM	Prep Method: EPA 3535

QC1362383 Analyte	Result	Spiked	Units	Recovery	Qual	Limits
1,4-Dioxane	9.293	10.00	ug/L	93%		79-120
Surrogates						
1,4-Dioxane-d8 (SUR)	10.14	10.00	ug/L	101%		80-120

Type: Lab Control Sample Duplicate	Lab ID: QC1362384	Batch: 401429
Matrix: Water	Method: EPA 8270C-SIM	Prep Method: EPA 3535

QC1362384 Analyte	Result	Spiked	Units	Recovery	Qual	Limits	RPD	RPD Lim
1,4-Dioxane	9.729	10.00	ug/L	97%		79-120	5	20
Surrogates								
1,4-Dioxane-d8 (SUR)	10.09	10.00	ug/L	101%		80-120		

Batch QC

Type: Blank	Lab ID: QC1362861	Batch: 401586
Matrix: Water	Method: SM 4500-S2-D	Prep Method: METHOD

QC1362861 Analyte	Result	Qual	Units	RL	MDL	Prepared	Analyzed
Sulfide	ND		mg/L	0.10		04/22/26	04/22/26

Type: Lab Control Sample	Lab ID: QC1362862	Batch: 401586
Matrix: Water	Method: SM 4500-S2-D	Prep Method: METHOD

QC1362862 Analyte	Result	Spiked	Units	Recovery	Qual	Limits
Sulfide	0.9000	1.000	mg/L	90%		90-110

Type: Matrix Spike	Lab ID: QC1362863	Batch: 401586
Matrix (Source ID): Water (557892-001)	Method: SM 4500-S2-D	Prep Method: METHOD

QC1362863 Analyte	Result	Source Sample Result	Spiked	Units	Recovery	Qual	Limits	DF
Sulfide	0.9000	ND	1.000	mg/L	90%		80-120	1

Type: Matrix Spike Duplicate	Lab ID: QC1362864	Batch: 401586
Matrix (Source ID): Water (557892-001)	Method: SM 4500-S2-D	Prep Method: METHOD

QC1362864 Analyte	Result	Source Sample Result	Spiked	Units	Recovery	Qual	Limits	RPD	RPD Lim	DF
Sulfide	0.9000	ND	1.000	mg/L	90%		80-120	0	20	1

Type: Blank	Lab ID: QC1362583	Batch: 401500
Matrix: Water	Method: SM 5310B	Prep Method: SM 5310B

QC1362583 Analyte	Result	Qual	Units	RL	MDL	Prepared	Analyzed
Total Organic Carbon	ND		mg/L	1.0	0.49	04/22/26	04/22/26

Type: Lab Control Sample	Lab ID: QC1362584	Batch: 401500
Matrix: Water	Method: SM 5310B	Prep Method: SM 5310B

QC1362584 Analyte	Result	Spiked	Units	Recovery	Qual	Limits
Total Organic Carbon	25.16	25.00	mg/L	101%		85-115

Type: Matrix Spike	Lab ID: QC1362585	Batch: 401500
Matrix (Source ID): Water (558043-001)	Method: SM 5310B	Prep Method: SM 5310B

QC1362585 Analyte	Result	Source Sample Result	Spiked	Units	Recovery	Qual	Limits	DF
Total Organic Carbon	44,560	29360	12500	mg/L	122%		75-125	500

Batch QC

Type:	Matrix Spike Duplicate	Lab ID:	QC1362586	Batch:	401500
Matrix (Source ID):	Water (558043-001)	Method:	SM 5310B	Prep Method:	SM 5310B

QC1362586 Analyte	Result	Source Sample Result	Spiked	Units	Recovery	Qual	Limits	RPD	RPD Lim	DF
Total Organic Carbon	44,750	29360	12500	mg/L	123%		75-125	0	25	500

Type:	Blank	Lab ID:	QC1362370	Batch:	401445
Matrix:	Water	Method:	SM2320B	Prep Method:	METHOD

QC1362370 Analyte	Result	Qual	Units	RL	MDL	Prepared	Analyzed
Alkalinity, Bicarbonate, as CaCO3	ND		mg/L	2.0		04/22/26	04/22/26
Alkalinity, Total as CaCO3	ND		mg/L	2.0		04/22/26	04/22/26

Type:	Lab Control Sample	Lab ID:	QC1362371	Batch:	401445
Matrix:	Water	Method:	SM2320B	Prep Method:	METHOD

QC1362371 Analyte	Result	Spiked	Units	Recovery	Qual	Limits
Alkalinity, Total as CaCO3	98.89	100.0	mg/L	99%		90-110

Type:	Sample Duplicate	Lab ID:	QC1362372	Batch:	401445
Matrix (Source ID):	Water (557895-001)	Method:	SM2320B	Prep Method:	METHOD

QC1362372 Analyte	Result	Source Sample Result	Units	Qual	RPD	RPD Lim	DF
Alkalinity, Bicarbonate, as CaCO3	310.3	305.2	mg/L		2	20	2.5
Alkalinity, Total as CaCO3	367.2	362.0	mg/L		1	20	2.5

Type:	Blank	Lab ID:	QC1363118	Batch:	401642
Matrix:	Water	Method:	SM2540C	Prep Method:	METHOD

QC1363118 Analyte	Result	Qual	Units	RL	MDL	Prepared	Analyzed
Total Dissolved Solids	ND		mg/L	20		04/23/26	04/24/26

Type:	Lab Control Sample	Lab ID:	QC1363119	Batch:	401642
Matrix:	Water	Method:	SM2540C	Prep Method:	METHOD

QC1363119 Analyte	Result	Spiked	Units	Recovery	Qual	Limits
Total Dissolved Solids	998.0	1000	mg/L	100%		90-110

Type:	Sample Duplicate	Lab ID:	QC1363120	Batch:	401642
Matrix (Source ID):	Water (557895-001)	Method:	SM2540C	Prep Method:	METHOD

QC1363120 Analyte	Result	Source Sample Result	Units	Qual	RPD	RPD Lim	DF
Total Dissolved Solids	1,126	1130	mg/L		0	5	2

Batch QC

Type:	**Sample Duplicate**	**Lab ID:**	**QC1363121**	**Batch:**	**401642**
Matrix (Source ID):	**Water (557918-001)**	**Method:**	**SM2540C**	**Prep Method:**	**METHOD**

QC1363121 Analyte	Result	Source Sample Result	Units	Qual	RPD	RPD Lim	DF
Total Dissolved Solids	1,202	1188	mg/L		1	5	2

E Response exceeds instrument's linear range
J Estimated value
ND Not Detected
NM Not Meaningful

Laboratory Job Number 557895

Subcontracted Products

McCampbell Analytical, Inc.

McCampbell Analytical, Inc.

"When Quality Counts"

Analytical Report

WorkOrder: 2604E89

Report Created for: Enthalpy Analytical

931 West Barkley Avenue
Orange, CA 92868

Project Contact: David Tripp
Project P.O.: 096843
Project: EO-557895

Project Location:
Project Received: 04/20/2026

Analytical Report reviewed & approved for release on 04/27/2026 by:

Jena Alfaro
Project Manager

McCampbell Analytical Inc. is not accredited for all the testing in this report. The report shall not be reproduced except in full, without the written approval of the laboratory. The analytical results relate only to the items tested.

1534 Willow Pass Rd. Pittsburg, CA 94565 ♦ TEL: (877) 252-9262 ♦ FAX: (925) 252-9269 ♦ www.mccampbell.com

McCampbell Analytical, Inc.
"When Quality Counts"

1534 Willow Pass Road, Pittsburg, CA 94565-1701
Toll Free Telephone: (877) 252-9262 / Fax: (925) 252-9269
http://www.mccampbell.com / E-mail: main@mccampbell.com

Glossary of Terms & Qualifier Definitions

Client: Enthalpy Analytical **WorkOrder:** 2604E89

Project: EO-557895

Glossary Abbreviation

%D	Serial Dilution Percent Difference
95% Interval	95% Confident Interval
CCV	Continuing Calibration Verification.
CCV REC (%)	The % recovery of Continuing Calibration Verification
DF	Dilution Factor
DI WET	(DISTLC) Waste Extraction Test using DI water
DISS	Dissolved (sample filtered using a 0.45 µm filter size)
DLT	Dilution Test (Serial Dilution)
DUP	Duplicate
EDL	Estimated Detection Limit
ITEF	International Toxicity Equivalence Factor
LCS	Laboratory Control Sample
LCS2	Second LCS for the batch. Spike level is lower than that for the first LCS; applicable to method 1633.
LQL	Lowest Quantitation Level
MB	Method Blank
MB IS/SS % Rec	% Recovery of Internal Standard or Surrogate in Method Blank, if applicable
MB SS % Rec	% Recovery of Surrogate in Method Blank, if applicable
MDL	Method Detection Limit [1]
ML	Minimum Level of Quantitation
MS	Matrix Spike
MSD	Matrix Spike Duplicate
NA	Not Applicable
ND	Not detected at or above the indicated MDL (if present) or RL.
NR	Data Not Reported due to matrix interference or insufficient sample amount.
PDS	Post Digestion Spike
PF	Prep Factor
RD	Relative Difference
RL	Reporting Limit [2]
RPD	Relative Percent Difference
RRT	Relative Retention Time
RSD	Relative Standard Deviation
SPK Val	Spike Value
SPKRef Val	Spike Reference Value
SPLP	Synthetic Precipitation Leachate Procedure

[1] MDL is the minimum measured concentration of a substance that can be reported with 99% confidence that the measured concentration is distinguishable from method blank results. Definition and Procedure for the Determination of the Method Detection Limit, Revision 2, 40CFR, Part 136, Appendix B, EPA 821-R-16-006, December 2016. Values are based upon our default extraction volume/amount and are subject to change.

[2] RL is the lowest level that can be reliably determined within specified limits of precision and accuracy during routine laboratory operating conditions. (The RL cannot be lower than the lowest calibration standard used in the initial calibration of the instrument and must be greater than the MDL.) Values are based upon our default extraction volume/amount and are subject to change.

McCampbell Analytical, Inc.
"When Quality Counts"

1534 Willow Pass Road, Pittsburg, CA 94565-1701
Toll Free Telephone: (877) 252-9262 / Fax: (925) 252-9269
http://www.mccampbell.com / E-mail: main@mccampbell.com

Glossary of Terms & Qualifier Definitions

Client: Enthalpy Analytical **WorkOrder:** 2604E89

Project: EO-557895

TCLP	Toxicity Characteristic Leachate Procedure
TEQ	Toxicity Equivalents
TNTC	“Too Numerous to Count;” greater than 250 colonies observed on the plate.
TPH-Diesel	Sample results for semi-volatile TPH (diesel, kerosene, oil, etc) were calculated using a background subtraction procedure to correct for instrument baseline rise (column bleed) as described in Sec 7.7.2.2 of EPA 8015 B, C.
TZA	TimeZone Net Adjustment for sample collected outside of MAI's Coordinated Universal Time (UTC). (Adjustment for Daylight Saving is not accounted.)
WET (STLC)	Waste Extraction Test (Soluble Threshold Limit Concentration)

McCampbell Analytical, Inc.
"When Quality Counts"

1534 Willow Pass Road, Pittsburg, CA 94565-1701
Toll Free Telephone: (877) 252-9262 / Fax: (925) 252-9269
http://www.mccampbell.com / E-mail: main@mccampbell.com

Analytical Report

Client:	Enthalpy Analytical	**WorkOrder:**	2604E89
Date Received:	04/20/2026 12:00	**Extraction Method:**	RSK175
Date Prepared:	04/27/2026	**Analytical Method:**	RSK175
Project:	EO-557895	**Unit:**	µg/L

Dissolved Carbon Dioxide by RSK 175

Client ID	Lab ID	Matrix	Date Collected	Instrument FileID	Batch ID
DW-28	2604E89-001A	Water	04/20/2026 08:57	GC26 0427261004.D	340556

Analytes	Result	MDL	RL	DF	Date Analyzed
Carbon Dioxide	**1100**	50	50	1	04/27/2026 14:38

Analyst(s): CLO

Client ID	Lab ID	Matrix	Date Collected	Instrument FileID	Batch ID
DW-17	2604E89-002A	Water	04/20/2026 10:21	GC26 0427261005.D	340556

Analytes	Result	MDL	RL	DF	Date Analyzed
Carbon Dioxide	**310**	50	50	1	04/27/2026 15:04

Analyst(s): CLO

Client ID	Lab ID	Matrix	Date Collected	Instrument FileID	Batch ID
DW-9	2604E89-003A	Water	04/20/2026 11:59	GC26 0427261006.D	340556

Analytes	Result	MDL	RL	DF	Date Analyzed
Carbon Dioxide	**900**	50	50	1	04/27/2026 15:55

Analyst(s): CLO

(Cont.)

McCampbell Analytical, Inc.
"When Quality Counts"

1534 Willow Pass Road, Pittsburg, CA 94565-1701
Toll Free Telephone: (877) 252-9262 / Fax: (925) 252-9269
http://www.mccampbell.com / E-mail: main@mccampbell.com

Analytical Report

Client:	Enthalpy Analytical	**WorkOrder:**	2604E89
Date Received:	04/20/2026 12:00	**Extraction Method:**	RSK175
Date Prepared:	04/27/2026	**Analytical Method:**	RSK175
Project:	EO-557895	**Unit:**	µg/L

Dissolved Carbon Dioxide by RSK 175

Client ID	Lab ID	Matrix	Date Collected	Instrument FileID	Batch ID
DW-29	2604E89-004A	Water	04/20/2026 13:12	GC26 0427261008.D	340556

Analytes	Result	MDL	RL	DF	Date Analyzed
Carbon Dioxide	**12,000**	500	500	10	04/27/2026 16:48

Analyst(s): CLO

McCampbell Analytical, Inc.
"When Quality Counts"

1534 Willow Pass Road, Pittsburg, CA 94565-1701
Toll Free Telephone: (877) 252-9262 / Fax: (925) 252-9269
http://www.mccampbell.com / E-mail: main@mccampbell.com

Quality Control Report

Client:	Enthalpy Analytical	**WorkOrder:**	2604E89
Date Prepared:	04/27/2026	**BatchID:**	340556
Date Analyzed:	04/27/2026	**Extraction Method:**	RSK175
Instrument:	GC26	**Analytical Method:**	RSK175
Matrix:	Water	**Unit:**	µg/L
Project:	EO-557895	**Sample ID:**	MB/LCS/LCSD-340556

QC Summary Report for RSK175

Analyte	MB Result	MDL	RL			
Carbon Dioxide	ND	50	50	-	-	-

Analyte	LCS Result	LCSD Result	SPK Val	LCS %REC	LCSD %REC	LCS/LCSD Limits	RPD	RPD Limit
Carbon Dioxide	170	150	187.2	91	82	70-130	9.57	30

McCampbell Analytical, Inc.
1534 Willow Pass Rd
Pittsburg, CA 94565-1701
(925) 252-9262

CHAIN-OF-CUSTODY RECORD

WorkOrder: 2604E89 **ClientCode: ENO** **QuoteID: 262776**

☐ WaterTrax ☐ CLIP ☐ EDF ☑ EQuIS ☑ Dry-Weight ☑ Email ☐ HardCopy ☐ ThirdParty ☐ J-flag

☑ Detection Summary ☑ **Excel** [A1_Standard _QC]

Report to:
David Tripp
Enthalpy Analytical
931 West Barkley Avenue
Orange, CA 92868
657-581-4710 FAX:

Email: david.tripp@enthalpy.com
cc/3rd Party: incomingreports@enthalpy.com;
PO: 096843
Project: EO-557895

Bill to:
Accounts Payable/Enthalpy SoCal
Montrose Environmental Group
PO Box 842165
Boston, MA 02284-2165
003EL_ap@montrose-env.com

Requested TAT: **5 days;**

Date Received: **04/20/2026**
Date Logged: **04/21/2026**

Lab ID	ClientSampID	Matrix	Collection Date	Hold	Requested Tests (See legend below)											
					1	2	3	4	5	6	7	8	9	10	11	12
2604E89-001	DW-28	Water	4/20/2026 08:57	☐	A	A										
2604E89-002	DW-17	Water	4/20/2026 10:21	☐	A	A										
2604E89-003	DW-9	Water	4/20/2026 11:59	☐	A	A										
2604E89-004	DW-29	Water	4/20/2026 13:12	☐	A	A										

Test Legend:

1	PRDisposal Fee	2	RSK175_CO2_W	3		4	
5		6		7		8	
9		10		11		12	

Project Manager: Jena Alfaro

Prepared by: Chyna Thomas

Comments:

NOTE: Soil samples are discarded 60 days after receipt unless other arrangements are made (Water samples are 30 days).
Hazardous samples will be returned to client or disposed of at client expense.

McCampbell Analytical, Inc.
"When Quality Counts"

1534 Willow Pass Road, Pittsburg, CA 94565-1701
Toll Free Telephone: (877) 252-9262 / Fax: (925) 252-9269
http://www.mccampbell.com / E-mail: main@mccampbell.com

WORK ORDER SUMMARY

Client Name: ENTHALPY ANALYTICAL
Client Contact: David Tripp
Contact's Email: david.tripp@enthalpy.com

Project: EO-557895
Comments

Work Order: 2604E89
QC Level: LEVEL 2
Date Logged: 4/21/2026

☐ WaterTrax ☐ CLIP ☐ EDF ☑ Excel ☐ EQuIS ☑ Email ☐ HardCopy ☐ ThirdParty ☐ J-flag

LabID	ClientSampID	Matrix	Test Name	Cont./ Comp.	Bottle & Preservative	U**	Head Space	Dry-Weight	Collection Date & Time	TAT	Test Due Date	Sediment Content	Hold	Sub Out
001A	DW-28	Water	RSK175 (CO2)	2	VOA, Unpres	☐	☐	☐	4/20/2026 8:57	5 days	4/27/2026	Trace	☐	☐
002A	DW-17	Water	RSK175 (CO2)	2	VOA, Unpres	☐	☐	☐	4/20/2026 10:21	5 days	4/27/2026	None	☐	☐
003A	DW-9	Water	RSK175 (CO2)	2	VOA, Unpres	☐	☐	☐	4/20/2026 11:59	5 days	4/27/2026	None	☐	☐
004A	DW-29	Water	RSK175 (CO2)	2	VOA, Unpres	☐	☐	☐	4/20/2026 13:12	5 days	4/27/2026	Trace	☐	☐

NOTES: * STLC and TCLP extractions require 2 days to complete; therefore, all TATs begin after the extraction is completed (i.e., One-day TAT yields results in 3 days from sample submission).

- ISM prep requires 5 to 10 days to complete; therefore, all TATs begin after the extraction is completed (i.e., One-day TAT yields results in 6 to 11 days from sample submission). Due date listed on WO summary will not accurately reflect the time needed for sample preparation.

- Organic extracts are held for 40 days before disposal; Inorganic extract are held for 30 days.

- MAI assumes that all material present in the provided sampling container is considered part of the sample - MAI does not exclude any material from the sample prior to sample preparation unless requested in writing by the client.

U = An unpreserved container was received for a method that suggests a preservation in order to extend hold time for analysis.**

Cont./Comp. = Containers /Composites

ENTHALPY ANALYTICAL

931 West Barkley Ave
Orange, CA 92868
(714) 771-6900

2604E89

Subcontract Laboratory:
McCampbell Analytical, Inc.
1534 Willow Pass Rd.
Pittsburg, CA 94565
ATTN: Quote ID: 262776
PO #: PO-096843

Enthalpy Analytical - Orange Order: EO-557895
PM: David Tripp
Email: david.tripp@enthalpy.com
CC: incomingreports@enthalpy.com
Phone: 657-581-4710

Results Due: Standard TAT
Report Level: II
Report To: MDL
EDDs: Standard Excel EDD

Notes:

Sample ID	Collected	Lab ID	# Cont.	Matrix	Analysis Requested	Comment
DW-28	20-APR-2026 08:57	557895-001	2	Water	RSK-175 CO2	
DW-17	20-APR-2026 10:21	557895-002	2	Water	RSK-175 CO2	
DW-9	20-APR-2026 11:59	557895-003	2	Water	RSK-175 CO2	
DW-29	20-APR-2026 13:12	557895-004	2	Water	RSK-175 CO2	

Notes:	Relinquished By:	Received By:
	Alice Tahmasian	GLS
	Date: 04/20/26 3:00Pm	Date: 04/20/26 3:00Pm
	GLS	
	Date: 04/21/26	Date: 4/20/26 1200
	Date:	Date:

4.1 Blue/wet 12/16

McCampbell Analytical, Inc.
"When Quality Counts"

1534 Willow Pass Road, Pittsburg, CA 94565-1701
Toll Free Telephone: (877) 252-9262 / Fax: (925) 252-9269
http://www.mccampbell.com / E-mail: main@mccampbell.com

Sample Receipt Checklist

Client Name:	Enthalpy Analytical	Date and Time Received:	4/20/2026 12:00
Project:	EO-557895	Date Logged:	4/21/2026
		Received by:	Chyna Thomas
WorkOrder №:	2604E89 Matrix: Water	Logged by:	Chyna Thomas
Carrier:	Golden State Overnight		

Chain of Custody (COC) Information

Chain of custody present?	Yes	☑	No	☐		
Chain of custody signed when relinquished and received?	Yes	☑	No	☐		
Chain of custody agrees with sample labels?	Yes	☑	No	☐		
Sample IDs noted by Client on COC?	Yes	☑	No	☐		
Date and Time of collection noted by Client on COC?	Yes	☑	No	☐		
Sampler's name noted on COC?	Yes	☑	No	☐		
COC agrees with Quote?	Yes	☑	No	☐	NA	☐
COC quote is active?	Yes	☑	No	☐	NA	☐

Sample Receipt Information

Custody seals intact on shipping container/cooler?	Yes	☐	No	☐	NA	☑
Custody seals intact on sample bottles?	Yes	☑	No	☐	NA	☐
Shipping container/cooler in good condition?	Yes	☑	No	☐		
Samples in proper containers/bottles?	Yes	☑	No	☐		
Sample containers intact?	Yes	☑	No	☐		
Sufficient sample volume for indicated test?	Yes	☑	No	☐		

Sample Preservation and Hold Time (HT) Information

All samples received within holding time?	Yes	☑	No	☐	NA	☐
Samples Received on Ice?	Yes	☑	No	☐		
(Ice Type: WET/BLU)						
Sample/Temp Blank temperature	Temp: 4.1°C				NA	☐
ZHS conditional analyses: VOA meets zero headspace requirement (VOCs, TPHg/BTEX, RSK)?	Yes	☑	No	☐	NA	☐
Sample labels checked for correct preservation?	Yes	☑	No	☐		
pH acceptable upon receipt (Metal: <2)?	Yes	☐	No	☐	NA	☑

UCMR Samples:

pH tested and acceptable upon receipt (200.7: ≤2; 533: 6 - 8; 537.1: 6 - 8)?	Yes	☐	No	☐	NA	☑
Free Chlorine tested and acceptable upon receipt (<0.1mg/L) [not applicable to 200.7]?	Yes	☐	No	☐	NA	☑

Comments:

Onterris
931 West Barkley Ave
Orange, CA 92868
(714) 771-6900

onterris.com

Lab Job Number : 558025
Report Level : II
Report Date : 05/05/2026

Analytical Report *prepared for:*

Matt Breuer
Waste Connections
Chiquita Canyon Landfill
29201 Henry Mayo Drive
Castaic, CA 91384

Project: GW MONITORING - CCLF Groundwater

Authorized for release by:

David Tripp, Senior Project Manager
657-581-4710
david.tripp@onterris.com

This data package has been reviewed for technical correctness and completeness. Release of this data has been authorized by the Laboratory Manager or the Manager's designee, as verified by the above signature which applies to this PDF file as well as any associated electronic data deliverable files. The results contained in this report meet all requirements of NELAP and pertain only to those samples which were submitted for analysis. This report may be reproduced only in its entirety.

CA ELAP# 1338, CA ELAP #1338-S1, NELAP# 4038, SCAQMD LAP# 18LA0518, LACSD ID# 10105, ORELAP# 4197

Onterris ENTHALPY ANALYTICAL

Sample Summary

Matt Breuer Waste Connections Chiquita Canyon Landfill 29201 Henry Mayo Drive Castaic, CA 91384		Lab Job #: Project No: Location: Date Received:	558025 GW MONITORING CCLF Groundwater 04/21/26

Sample ID	Lab ID	Collected	Matrix
FP-01	558025-001	04/21/26 09:39	Water
QCFB	558025-002	04/21/26 09:41	Water
QCTB	558025-003	04/21/26 00:00	Water

Case Narrative

Waste Connections Chiquita Canyon Landfill 29201 Henry Mayo Drive Castaic, CA 91384 Matt Breuer	Lab Job Number: 558025 Project No: GW MONITORING Location: CCLF Groundwater Date Received: 04/21/26

- This data package contains sample and QC results for three water samples, requested for the above referenced project on 04/22/26. The samples were received in good condition.
- EPA 300.0, EPA 350.1, EPA 410.4, EPA 6010B, EPA 8270C-SIM, SM 4500-S2-D, SM 5310B, SM2320B, and SM2540C analyses were performed at 931 West Barkley Ave, Orange, CA, 92868.
- EPA 8260B analysis was performed at 2532 E Cerritos Ave., Anaheim, CA, 92806.

Volatile Organics by GC/MS (EPA 8260B):
No analytical problems were encountered.

Semivolatile Organics by GC/MS SIM (EPA 8270C-SIM):
No analytical problems were encountered.

Total Organic Carbon by IR (SM 5310B):
No analytical problems were encountered.

Metals (EPA 6010B):

- Sodium was detected between the MDL and the RL in the method blank for batch 401580; this analyte was detected in the sample at a level at least 10 times that of the blank.
- No other analytical problems were encountered.

Ion Chromatography (EPA 300.0):

- Responses exceeding the instrument's linear range were observed for chloride and sulfate in the MSs/MSDs for batch 401555; affected data was qualified with "E".
- No other analytical problems were encountered.

Chemical Oxygen Demand by EPA 410.4 (EPA 410.4):
No analytical problems were encountered.

Alkalinity (SM2320B):
No analytical problems were encountered.

Sulfide (SM 4500-S2-D):
No analytical problems were encountered.

Total Dissolved Solids (TDS) (SM2540C):
No analytical problems were encountered.

Chemical Oxygen Demand (EPA 410.4):
No analytical problems were encountered.

Ammonia and TKN- Semi-Automated Method (SM 4500-NH3-G):
No analytical problems were encountered.

RSK-175 CO2 (RSK-175):

McCampbell Analytical, Inc. in Pittsburg, CA performed the analysis (see sublab report section for certifications). Please see the McCampbell Analytical, Inc. case narrative.

Login 558025

931 W Barkely Ave, Orange, CA 92868

(714) 771-6900

Chain of Custody Record

Lab No: 558025

Page: 1 of 1

Turn Around Time (rush by advanced notice only)

Standard:	X	5 Day:		3 Day:	
2 Day:		1 Day:		Custom TAT:	

Matrix: A = Air S = Soil/Solid W = Water DW = Drinking Wate SD = Sediment PP = Pure Product SEA = Sea Water SW = Swab T = Tissue WP = Wipe O = Other

Preservatives: 1 = $Na_2S_2O_3$ 2 = HCl 3 = HNO_3 4 = H_2SO_4 5 = NaOH 6 = Other

Sample Receipt Temp: (lab use only)

CUSTOMER INFORMATION		PROJECT INFORMATION	
Company:	Chiquita Canyon Landfill	Name:	Matt Breuer
Report To:	Matt Breuer	Number:	661-257-3655
Email:	Matthew.Breuer@wasteconnections.com	P.O. #:	
Address:	29201 Henry Mayo Drive	Address:	
	Castaic, CA, 91384		
Phone:	661-257-3655	Global ID:	L10003464243
Fax:		Sampled By:	Paul Chang

	Sample ID	Sampling Date	Sampling Time	Matrix	Container No. / Size	Pres.	VOCs (EPA 8260B)	1,4-Dioxane	Alkalinity, total	Bicarbonate as CaCO3	Ammonia-N, Nitrate-N	COD, Cl, SO4, TDS, TOC	B, Ca, Fe, K, Mg, Mn, Na	Bromide, Fluoride, Sulfide	Carbon dioxide	
1	FP-01	4/21/26	939	GW	13	var.	X	X	X	X	X	X	X	X	X	
2	QCFB	4/21/26	941	FB	3	↓	X									
3	QCTB	—	—	TB	2	↓	X									
4																
5																
6																
7																
8																
9																
10																

Test Instructions / Comments

FR15

4.6, 5.0

Quarterly MPars

cc report to: pchang@changenvironmental.com Basic EDD & GeoTracker EDF

	Signature	Print Name	Company / Title	Date / Time
[1] Relinquished By:		Paul Chang	CEI	4/21/26 14:25
[1] Received By:		John Zachman	EA/WH	04/21/26 14:25
[2] Relinquished By:		John Zachman	EA/WH	04/22/26 830
[2] Received By:		gema	eANT	4-22-26 830
[3] Relinquished By:		gema	eANT	4-22-26 1030
[3] Received By:			~~EANT~~ ontermS	4-22-26 1140

2 WMMO 4-22-26 1225 ontermS 2 ontermS 4/22/26 1225

SAMPLE RECEIPT CHECKLIST

Section 1: General Info

Date Received: 04/21/26 WO# 558025 Client: Chiquita Canyon

Section 2: Shipping / Custody **Are custody seals present?** ☐ Yes ☒ No

Custody seals intact on arrival? ☒ N/A ☐ Yes ☐ No ☐ On cooler / box ☐ On samples

Shipping Info: X Walk in or Pickup

Section 3a: Condition / Packaging ☐ **Outside 0.0 - 6.0°C (0.0 - 10.0°C for microbiology) (PM notified)**

Date Opened 04/21/26 By (initials) JWL Type of ice used : ☐ Wet ☐ Blue/Gel ☐ None

☐ Samples received on ice directly from the field; cooling process had begun. (if checked, skip temperatures)

☐ Sample matrix doesn't require cooling (e.g. air, bulk PCB). (if checked, skip temperatures)

If no cooler: Observed/Adjusted Temp (°C): 9.6 / 8.8 Thermometer/IR Gun: IR03 CF: -0.8C

Cooler Temp (°C) #1:____/____ #2:____/____ #3:____/____ #4:____/____ #5:____/____ #6:____/____

Section 3b: Microbiology Samples ☒ **No microbiology samples submitted (skip 3b)**

☐ Within temp range 0.0 - 10.0°C or received on ice directly from field.

☐ Adequate headspace for microbiology analysis.

Section 3c: Air Samples ☒ **No air samples submitted (skip 3c)**

☐ 1.4L Canisters ☐ 6L Canisters ☐ Tedlar Bags ☐ MCE Cassettes ☐ Sorbent Tubes ☐ Other_____

Section 4: Containers / Labels / Samples	YES	NO	N/A
1) Were custody papers present, filled properly, and legible?	X		
2) Is the sampler's name present on the CoC?	X		
3) Were containers received in good condition (unbroken / unopened / uncompromised)?	X		
4) Were the samples bagged? (required for microbiology samples; recommended for soil samples)	X		
5) Were all of, and only, the correct samples received?	X		
6) Are sample labels present, legible, and in agreement with the CoC?	X		
7) Does the container count match the CoC?	X		
8) Was sufficient sample volume / mass received for the analyses requested?	X		
9) Were samples received in proper containers for the analyses requested?	X		
10) Were samples received with > 1/2 holding time remaining?	X		
11) Are samples properly preserved as indicated by CoC / labels?	X		
12) Unpreserved VOAs received - If necessary, was the hold time changed in LIMS?	X		
13) Are VOA vials free from headspace/bubbles > 6mm?	X		

Section 5: Explanations / Comments ☐ **PM notified**

Date Logged 4.21.26 **By (print)** JWL **(sign)**

Date Labeled 4.21.26 **By (print)** JWL **(sign)**

Onterris

SAMPLE RECEIPT CHECKLIST

Section 1: General Info
Date Received: 4/22/26 Job#: 558025 Client: Chiquita Canyon Landfill

Section 2: Shipping / Custody **Are custody seals present?** ☐ Yes ■ No
Custody seals intact on arrival? ☒ N/A ☐ Yes ☐ No ☐ On cooler / box ☐ On samples
☒ Courier ☐ Walk-In ☐ Field Sampling ☐ Shipping Info: _____

Section 3a: Condition / Packaging ☐ **Outside 0.0 - 6.0°C (0.0 - 10.0°C for microbiology) (PM notified)**
Date Opened 4/22/26 By (initials) GCK Type of ice used: ☒ Wet ☐ Blue/Gel ☐ None
☐ Samples received on ice directly from the field; cooling process had begun. (if checked, skip temperatures)
☐ Sample matrix doesn't require cooling (e.g. air, bulk PCB). (if checked, skip temperatures)
If no cooler: Observed/Corrected Temp (°C): _____ / _____ Thermometer/IR Gun ID: IR15 CF: +0.4
Cooler Temp (obs/corr) (°C) #1: 4.6 / 5.0 #2: ____ / ____ #3: ____ / ____ #4: ____ / ____ #5: ____ / ____ #6: ____ / ____

Section 3b: Microbiology Samples ☒ **No microbiology samples submitted (skip 3b)**
☐ Within temp range 0.0 - 10.0°C or received on ice directly from field.
☐ Adequate headspace for microbiology analysis.

Section 3c: Air Samples ☒ **No air samples submitted (skip 3c)**
☐ 1.4L Canisters ☐ 6L Canisters ☐ Tedlar Bags ☐ MCE Cassettes ☐ Sorbent Tubes ☐ Other _____

Section 4: Containers / Labels / Samples	YES	NO	N/A
1) Were custody papers present, filled properly, and legible?	X		
2) Is the sampler's name present on the CoC?	X		
3) Were containers received in good condition (unbroken / unopened / uncompromised)?	X		
4) Were the samples bagged? (required for microbiology samples; recommended for soil samples)			X
5) Were all of, and only, the correct samples received?	X		
6) Are sample labels present, legible, and in agreement with the CoC?	X		
7) Does the container count match the CoC?	X		
8) Was sufficient sample volume / mass received for the analyses requested?	X		
9) Were samples received in proper containers for the analyses requested?	X		
10) Were samples received with > 1/2 holding time remaining?	X		
11) Are samples properly preserved as indicated by CoC / labels?	X		
12) Unpreserved VOAs received - If necessary, was the hold time changed in LIMS?			X
13) Are VOA vials free from headspace/bubbles > 6mm?	X		

Section 5: Explanations / Comments
(If no comments are made, then no discrepancies noted.)

☐ **No additional discrepancies**

Form Completed By (print): GCK **(sign):** _____

Date Labeled: 4/21/22 **By (print):** Los Angeles **(sign):** _____

Onterris ENTHALPY ANALYTICAL

Analysis Results for 558025

Matt Breuer
Waste Connections
Chiquita Canyon Landfill
29201 Henry Mayo Drive
Castaic, CA 91384

Lab Job #: 558025
Project No: GW MONITORING
Location: CCLF Groundwater
Date Received: 04/21/26

Sample ID: FP-01 **Lab ID: 558025-001** **Collected: 04/21/26 09:39**
Matrix: Water

558025-001 Analyte	Result	Qual	Units	RL	MDL	DF	Batch	Prepared	Analyzed	Chemist
Method: EPA 300.0 Prep Method: METHOD										
Fluoride	**0.27**		mg/L	0.20	0.059	1	401555	04/22/26 16:10	04/23/26 08:59	SSN
Chloride	**94**		mg/L	1.0	0.26	1	401555	04/22/26 16:10	04/23/26 08:59	SSN
Bromide	**0.41**		mg/L	0.30	0.061	1	401555	04/22/26 16:10	04/23/26 08:59	SSN
Nitrogen, Nitrate	**0.07**	J	mg/L	0.10	0.05	1	401555	04/22/26 16:10	04/23/26 08:59	SSN
Sulfate	**350**		mg/L	10	1.8	10	401555	04/22/26 16:10	04/23/26 14:49	SSN
Method: EPA 350.1 Prep Method: METHOD										
Ammonia-N	ND		mg/L	0.10	0.068	1	401594	04/23/26	04/23/26	JAK
Method: EPA 410.4 Prep Method: EPA 410.4										
Chemical Oxygen Demand	**25**		mg/L	4.0	2.6	1	401861	04/25/26	04/25/26	ARM
Method: EPA 6010B Prep Method: EPA 3015A										
Boron	**0.47**		mg/L	0.050	0.0023	1	401580	04/22/26	04/22/26	SBW
Calcium	**150**		mg/L	0.10	0.022	1	401580	04/22/26	04/22/26	SBW
Iron	ND		mg/L	0.050	0.027	1	401580	04/22/26	04/22/26	SBW
Magnesium	**30**		mg/L	0.10	0.010	1	401580	04/22/26	04/22/26	SBW
Manganese	**0.54**		mg/L	0.010	0.00078	1	401580	04/22/26	04/22/26	SBW
Potassium	**1.6**		mg/L	0.50	0.15	1	401580	04/22/26	04/22/26	SBW
Sodium	**140**		mg/L	0.50	0.017	1	401580	04/22/26	04/22/26	SBW
Method: EPA 8260B Prep Method: EPA 5030B										
Freon 12	ND		ug/L	1.0	0.1	1	401857	04/24/26	04/24/26	LYZ
Chloromethane	ND		ug/L	1.0	0.1	1	401857	04/24/26	04/24/26	LYZ
Vinyl Chloride	ND		ug/L	0.5	0.1	1	401857	04/24/26	04/24/26	LYZ
1,1-Dichloroethene	ND		ug/L	0.5	0.1	1	401857	04/24/26	04/24/26	LYZ
Methylene Chloride	ND		ug/L	10	0.2	1	401857	04/24/26	04/24/26	LYZ
1,1-Dichloroethane	ND		ug/L	0.5	0.1	1	401857	04/24/26	04/24/26	LYZ
cis-1,2-Dichloroethene	ND		ug/L	0.5	0.2	1	401857	04/24/26	04/24/26	LYZ
1,2-Dichloroethane	ND		ug/L	0.5	0.2	1	401857	04/24/26	04/24/26	LYZ
Benzene	ND		ug/L	0.5	0.1	1	401857	04/24/26	04/24/26	LYZ
Trichloroethene	ND		ug/L	0.5	0.2	1	401857	04/24/26	04/24/26	LYZ
Tetrachloroethene	ND		ug/L	0.5	0.2	1	401857	04/24/26	04/24/26	LYZ
1,4-Dichlorobenzene	ND		ug/L	0.5	0.2	1	401857	04/24/26	04/24/26	LYZ
Surrogates				**Limits**						
Dibromofluoromethane	97%		%REC	70-130		1	401857	04/24/26	04/24/26	LYZ
1,2-Dichloroethane-d4	99%		%REC	70-130		1	401857	04/24/26	04/24/26	LYZ
Toluene-d8	98%		%REC	70-130		1	401857	04/24/26	04/24/26	LYZ
Bromofluorobenzene	99%		%REC	70-130		1	401857	04/24/26	04/24/26	LYZ

Results for any subcontracted analyses are not included in this section.

Analysis Results for 558025

558025-001 Analyte	Result	Qual	Units	RL	MDL	DF	Batch	Prepared	Analyzed	Chemist
Method: EPA 8270C-SIM Prep Method: EPA 3535										
1,4-Dioxane	**3.3**		ug/L	1.0	0.84	1	401611	04/23/26	04/23/26	MSS
Surrogates				**Limits**						
1,4-Dioxane-d8 (SUR)	99%		%REC	80-120		1	401611	04/23/26	04/23/26	MSS
Method: SM 4500-S2-D Prep Method: METHOD										
Sulfide	ND		mg/L	0.10		1	401826	04/24/26	04/24/26	TXC
Method: SM 5310B Prep Method: SM 5310B										
Total Organic Carbon	**16**		mg/L	1.0	0.49	1	401882	04/25/26	04/25/26	BDR
Method: SM2320B Prep Method: METHOD										
Alkalinity, Bicarbonate, as CaCO3	**390**		mg/L	5.0		2.5	401797	04/24/26	04/24/26	WWC
Alkalinity, Total as CaCO3	**390**		mg/L	5.0		2.5	401797	04/24/26	04/24/26	WWC
Method: SM2540C Prep Method: METHOD										
Total Dissolved Solids	**1,100**		mg/L	20		2	401642	04/23/26	04/24/26	JAG

Sample ID: QCFB **Lab ID: 558025-002** **Collected: 04/21/26 09:41**
Matrix: Water

558025-002 Analyte	Result	Qual	Units	RL	MDL	DF	Batch	Prepared	Analyzed	Chemist
Method: EPA 8260B Prep Method: EPA 5030B										
Freon 12	ND		ug/L	1.0	0.1	1	401857	04/25/26	04/25/26	LYZ
Chloromethane	ND		ug/L	1.0	0.1	1	401857	04/25/26	04/25/26	LYZ
Vinyl Chloride	ND		ug/L	0.5	0.1	1	401857	04/25/26	04/25/26	LYZ
1,1-Dichloroethene	ND		ug/L	0.5	0.1	1	401857	04/25/26	04/25/26	LYZ
Methylene Chloride	**0.5**	J	ug/L	10	0.2	1	401857	04/25/26	04/25/26	LYZ
1,1-Dichloroethane	ND		ug/L	0.5	0.1	1	401857	04/25/26	04/25/26	LYZ
cis-1,2-Dichloroethene	ND		ug/L	0.5	0.2	1	401857	04/25/26	04/25/26	LYZ
1,2-Dichloroethane	ND		ug/L	0.5	0.2	1	401857	04/25/26	04/25/26	LYZ
Benzene	ND		ug/L	0.5	0.1	1	401857	04/25/26	04/25/26	LYZ
Trichloroethene	ND		ug/L	0.5	0.2	1	401857	04/25/26	04/25/26	LYZ
Tetrachloroethene	ND		ug/L	0.5	0.2	1	401857	04/25/26	04/25/26	LYZ
1,4-Dichlorobenzene	ND		ug/L	0.5	0.2	1	401857	04/25/26	04/25/26	LYZ
Surrogates				**Limits**						
Dibromofluoromethane	96%		%REC	70-130		1	401857	04/25/26	04/25/26	LYZ
1,2-Dichloroethane-d4	96%		%REC	70-130		1	401857	04/25/26	04/25/26	LYZ
Toluene-d8	99%		%REC	70-130		1	401857	04/25/26	04/25/26	LYZ
Bromofluorobenzene	97%		%REC	70-130		1	401857	04/25/26	04/25/26	LYZ

Results for any subcontracted analyses are not included in this section.

Analysis Results for 558025

Sample ID: QCTB	Lab ID: 558025-003	Collected: 04/21/26
	Matrix: Water	

558025-003 Analyte	Result	Qual	Units	RL	MDL	DF	Batch	Prepared	Analyzed	Chemist
Method: EPA 8260B Prep Method: EPA 5030B										
Freon 12	ND		ug/L	1.0	0.1	1	401857	04/25/26	04/25/26	LYZ
Chloromethane	ND		ug/L	1.0	0.1	1	401857	04/25/26	04/25/26	LYZ
Vinyl Chloride	ND		ug/L	0.5	0.1	1	401857	04/25/26	04/25/26	LYZ
1,1-Dichloroethene	ND		ug/L	0.5	0.1	1	401857	04/25/26	04/25/26	LYZ
Methylene Chloride	**0.7**	J	ug/L	10	0.2	1	401857	04/25/26	04/25/26	LYZ
1,1-Dichloroethane	ND		ug/L	0.5	0.1	1	401857	04/25/26	04/25/26	LYZ
cis-1,2-Dichloroethene	ND		ug/L	0.5	0.2	1	401857	04/25/26	04/25/26	LYZ
1,2-Dichloroethane	ND		ug/L	0.5	0.2	1	401857	04/25/26	04/25/26	LYZ
Benzene	ND		ug/L	0.5	0.1	1	401857	04/25/26	04/25/26	LYZ
Trichloroethene	ND		ug/L	0.5	0.2	1	401857	04/25/26	04/25/26	LYZ
Tetrachloroethene	ND		ug/L	0.5	0.2	1	401857	04/25/26	04/25/26	LYZ
1,4-Dichlorobenzene	ND		ug/L	0.5	0.2	1	401857	04/25/26	04/25/26	LYZ
Surrogates				**Limits**						
Dibromofluoromethane	97%		%REC	70-130		1	401857	04/25/26	04/25/26	LYZ
1,2-Dichloroethane-d4	99%		%REC	70-130		1	401857	04/25/26	04/25/26	LYZ
Toluene-d8	98%		%REC	70-130		1	401857	04/25/26	04/25/26	LYZ
Bromofluorobenzene	98%		%REC	70-130		1	401857	04/25/26	04/25/26	LYZ

J Estimated value
ND Not Detected

Results for any subcontracted analyses are not included in this section.

Onterris ENTHALPY ANALYTICAL

Batch QC

Type: Blank	**Lab ID:** QC1362753	**Batch:** 401555
Matrix: Water	**Method:** EPA 300.0	**Prep Method:** METHOD

QC1362753 Analyte	Result	Qual	Units	RL	MDL	Prepared	Analyzed
Fluoride	ND		mg/L	0.20	0.059	04/22/26 16:10	04/22/26 23:30
Chloride	ND		mg/L	1.0	0.26	04/22/26 16:10	04/22/26 23:30
Bromide	ND		mg/L	0.30	0.061	04/22/26 16:10	04/22/26 23:30
Nitrogen, Nitrate	ND		mg/L	0.10	0.05	04/22/26 16:10	04/22/26 23:30
Sulfate	ND		mg/L	1.0	0.18	04/22/26 16:10	04/22/26 23:30

Type: Lab Control Sample	**Lab ID:** QC1362754	**Batch:** 401555
Matrix: Water	**Method:** EPA 300.0	**Prep Method:** METHOD

QC1362754 Analyte	Result	Spiked	Units	Recovery	Qual	Limits
Fluoride	10.25	10.00	mg/L	103%		90-110
Chloride	48.28	50.00	mg/L	97%		90-110
Bromide	15.33	15.00	mg/L	102%		90-110
Nitrogen, Nitrate	4.648	4.518	mg/L	103%		90-110
Sulfate	25.76	25.00	mg/L	103%		90-110

Type: Matrix Spike	**Lab ID:** QC1362755	**Batch:** 401555
Matrix (Source ID): Water (558034-001)	**Method:** EPA 300.0	**Prep Method:** METHOD

QC1362755 Analyte	Result	Source Sample Result	Spiked	Units	Recovery	Qual	Limits	DF
Fluoride	21.06	0.2239	20.00	mg/L	104%		80-129	1
Chloride	265.7	179.4	100.0	mg/L	86%	E	80-123	1
Bromide	16.71	0.9004	15.00	mg/L	105%		80-121	1
Nitrogen, Nitrate	9.786	ND	9.036	mg/L	108%		80-123	1
Sulfate	101.7	51.11	50.00	mg/L	101%	E	79-124	1

Type: Matrix Spike Duplicate	**Lab ID:** QC1362756	**Batch:** 401555
Matrix (Source ID): Water (558034-001)	**Method:** EPA 300.0	**Prep Method:** METHOD

QC1362756 Analyte	Result	Source Sample Result	Spiked	Units	Recovery	Qual	Limits	RPD	RPD Lim	DF
Fluoride	21.37	0.2239	20.00	mg/L	106%		80-129	1	21	1
Chloride	266.6	179.4	100.0	mg/L	87%	E	80-123		20	1
Bromide	16.90	0.9004	15.00	mg/L	107%		80-121	1	20	1
Nitrogen, Nitrate	9.913	ND	9.036	mg/L	110%		80-123	1	20	1
Sulfate	102.3	51.11	50.00	mg/L	102%	E	79-124		20	1

Batch QC

Type:	Matrix Spike	Lab ID:	QC1362757	Batch:	401555
Matrix (Source ID):	Water (558069-001)	Method:	EPA 300.0	Prep Method:	METHOD

QC1362757 Analyte	Result	Source Sample Result	Spiked	Units	Recovery	Qual	Limits	DF
Fluoride	21.62	0.2694	20.00	mg/L	107%		80-129	1
Chloride	195.8	97.78	100.0	mg/L	98%		80-123	1
Bromide	16.60	0.8088	15.00	mg/L	105%		80-121	1
Nitrogen, Nitrate	9.741	ND	9.036	mg/L	108%		80-123	1
Sulfate	211.9	170.7	50.00	mg/L	82%	E	79-124	1

Type:	Matrix Spike Duplicate	Lab ID:	QC1362758	Batch:	401555
Matrix (Source ID):	Water (558069-001)	Method:	EPA 300.0	Prep Method:	METHOD

QC1362758 Analyte	Result	Source Sample Result	Spiked	Units	Recovery	Qual	Limits	RPD	RPD Lim	DF
Fluoride	21.75	0.2694	20.00	mg/L	107%		80-129	1	21	1
Chloride	196.4	97.78	100.0	mg/L	99%		80-123	0	20	1
Bromide	16.71	0.8088	15.00	mg/L	106%		80-121	1	20	1
Nitrogen, Nitrate	9.818	ND	9.036	mg/L	109%		80-123	1	20	1
Sulfate	212.3	170.7	50.00	mg/L	83%	E	79-124		20	1

Type:	Blank	Lab ID:	QC1362902	Batch:	401594
Matrix:	Water	Method:	EPA 350.1	Prep Method:	METHOD

QC1362902 Analyte	Result	Qual	Units	RL	MDL	Prepared	Analyzed
Ammonia-N	ND		mg/L	0.10	0.068	04/23/26	04/23/26

Type:	Lab Control Sample	Lab ID:	QC1362903	Batch:	401594
Matrix:	Water	Method:	EPA 350.1	Prep Method:	METHOD

QC1362903 Analyte	Result	Spiked	Units	Recovery	Qual	Limits
Ammonia-N	0.9697	1.000	mg/L	97%		90-110

Type:	Matrix Spike	Lab ID:	QC1362904	Batch:	401594
Matrix (Source ID):	Water (557992-001)	Method:	EPA 350.1	Prep Method:	METHOD

QC1362904 Analyte	Result	Source Sample Result	Spiked	Units	Recovery	Qual	Limits	DF
Ammonia-N	0.9824	ND	1.000	mg/L	98%		90-110	1

Batch QC

Type:	Matrix Spike Duplicate	Lab ID:	QC1362905	Batch:	401594
Matrix (Source ID):	Water (557992-001)	Method:	EPA 350.1	Prep Method:	METHOD

QC1362905 Analyte	Result	Source Sample Result	Spiked	Units	Recovery	Qual	Limits	RPD	RPD Lim	DF
Ammonia-N	0.9885	ND	1.000	mg/L	99%		90-110	1	20	1

Type:	Matrix Spike	Lab ID:	QC1362906	Batch:	401594
Matrix (Source ID):	Water (557992-002)	Method:	EPA 350.1	Prep Method:	METHOD

QC1362906 Analyte	Result	Source Sample Result	Spiked	Units	Recovery	Qual	Limits	DF
Ammonia-N	1.115	0.1749	1.000	mg/L	94%		90-110	1

Type:	Matrix Spike Duplicate	Lab ID:	QC1362907	Batch:	401594
Matrix (Source ID):	Water (557992-002)	Method:	EPA 350.1	Prep Method:	METHOD

QC1362907 Analyte	Result	Source Sample Result	Spiked	Units	Recovery	Qual	Limits	RPD	RPD Lim	DF
Ammonia-N	1.165	0.1749	1.000	mg/L	99%		90-110	4	20	1

Type:	Blank	Lab ID:	QC1363783	Batch:	401861
Matrix:	Water	Method:	EPA 410.4	Prep Method:	EPA 410.4

QC1363783 Analyte	Result	Qual	Units	RL	MDL	Prepared	Analyzed
Chemical Oxygen Demand	ND		mg/L	4.0	2.6	04/25/26	04/25/26

Type:	Lab Control Sample	Lab ID:	QC1363784	Batch:	401861
Matrix:	Water	Method:	EPA 410.4	Prep Method:	EPA 410.4

QC1363784 Analyte	Result	Spiked	Units	Recovery	Qual	Limits
Chemical Oxygen Demand	100.0	100.0	mg/L	100%		90-110

Type:	Matrix Spike	Lab ID:	QC1363785	Batch:	401861
Matrix (Source ID):	Water (558025-001)	Method:	EPA 410.4	Prep Method:	EPA 410.4

QC1363785 Analyte	Result	Source Sample Result	Spiked	Units	Recovery	Qual	Limits	DF
Chemical Oxygen Demand	132.0	25.00	100.0	mg/L	107%		75-125	2

Batch QC

Type:	Matrix Spike Duplicate	Lab ID:	QC1363786	Batch:	401861
Matrix (Source ID):	Water (558025-001)	Method:	EPA 410.4	Prep Method:	EPA 410.4

QC1363786 Analyte	Result	Source Sample Result	Spiked	Units	Recovery	Qual	Limits	RPD	RPD Lim	DF
Chemical Oxygen Demand	132.0	25.00	100.0	mg/L	107%		75-125	0	20	2

Type:	Matrix Spike	Lab ID:	QC1363787	Batch:	401861
Matrix (Source ID):	Water (558077-001)	Method:	EPA 410.4	Prep Method:	EPA 410.4

QC1363787 Analyte	Result	Source Sample Result	Spiked	Units	Recovery	Qual	Limits	DF
Chemical Oxygen Demand	122.0	27.00	100.0	mg/L	95%		75-125	2

Type:	Matrix Spike Duplicate	Lab ID:	QC1363788	Batch:	401861
Matrix (Source ID):	Water (558077-001)	Method:	EPA 410.4	Prep Method:	EPA 410.4

QC1363788 Analyte	Result	Source Sample Result	Spiked	Units	Recovery	Qual	Limits	RPD	RPD Lim	DF
Chemical Oxygen Demand	128.0	27.00	100.0	mg/L	101%		75-125	5	20	2

Type:	Blank	Lab ID:	QC1362823	Batch:	401580
Matrix:	Water	Method:	EPA 6010B	Prep Method:	EPA 3015A

QC1362823 Analyte	Result	Qual	Units	RL	MDL	Prepared	Analyzed
Boron	ND		mg/L	0.050	0.0023	04/22/26	04/22/26
Calcium	ND		mg/L	0.10	0.022	04/22/26	04/22/26
Iron	ND		mg/L	0.027	0.027	04/22/26	04/22/26
Magnesium	ND		mg/L	0.10	0.010	04/22/26	04/22/26
Manganese	ND		mg/L	0.010	0.00078	04/22/26	04/22/26
Potassium	ND		mg/L	0.50	0.15	04/22/26	04/22/26
Sodium	0.031	J	mg/L	0.50	0.017	04/22/26	04/22/26

Type:	Lab Control Sample	Lab ID:	QC1362824	Batch:	401580
Matrix:	Water	Method:	EPA 6010B	Prep Method:	EPA 3015A

QC1362824 Analyte	Result	Spiked	Units	Recovery	Qual	Limits
Boron	0.3514	0.4000	mg/L	88%		80-120
Calcium	18.44	20.40	mg/L	90%		80-120
Iron	0.3526	0.4000	mg/L	88%		80-120
Magnesium	18.24	20.40	mg/L	89%		80-120
Manganese	0.3747	0.4000	mg/L	94%		80-120
Potassium	21.69	24.00	mg/L	90%		80-120
Sodium	18.41	20.40	mg/L	90%		80-120

Batch QC

Type:	Matrix Spike	Lab ID:	QC1362825	Batch:	401580
Matrix (Source ID):	Water (558025-001)	Method:	EPA 6010B	Prep Method:	EPA 3015A

QC1362825 Analyte	Result	Source Sample Result	Spiked	Units	Recovery	Qual	Limits	DF
Boron	0.8465	0.4657	0.4000	mg/L	95%		75-125	1
Calcium	171.9	154.5	20.40	mg/L	85%	NM	75-125	1
Iron	0.3717	ND	0.4000	mg/L	93%		75-125	1
Magnesium	49.09	30.42	20.40	mg/L	91%		75-125	1
Manganese	0.9253	0.5371	0.4000	mg/L	97%		75-125	1
Potassium	24.81	1.580	24.00	mg/L	97%		75-125	1
Sodium	156.8	138.9	20.40	mg/L	88%	NM	75-125	1

Type:	Matrix Spike Duplicate	Lab ID:	QC1362826	Batch:	401580
Matrix (Source ID):	Water (558025-001)	Method:	EPA 6010B	Prep Method:	EPA 3015A

QC1362826 Analyte	Result	Source Sample Result	Spiked	Units	Recovery	Qual	Limits	RPD	RPD Lim	DF
Boron	0.8401	0.4657	0.4000	mg/L	94%		75-125	1	20	1
Calcium	170.9	154.5	20.40	mg/L	80%	NM	75-125	1	20	1
Iron	0.3646	ND	0.4000	mg/L	91%		75-125	2	22	1
Magnesium	48.64	30.42	20.40	mg/L	89%		75-125	1	20	1
Manganese	0.9202	0.5371	0.4000	mg/L	96%		75-125	1	20	1
Potassium	24.38	1.580	24.00	mg/L	95%		75-125	2	20	1
Sodium	155.9	138.9	20.40	mg/L	84%	NM	75-125	1	20	1

Type:	Serial Dilution	Lab ID:	QC1362842	Batch:	401580
Matrix (Source ID):	Water (558025-001)	Method:	EPA 6010B	Prep Method:	EPA 3015A

QC1362842 Analyte	Result	Source Sample Result	Units	Qual	RPD	RPD Lim	DF
Boron	0.5023	0.4657	mg/L				5
Calcium	165.0	154.5	mg/L				5
Iron	ND	ND	mg/L				5
Magnesium	32.78	30.42	mg/L				5
Manganese	0.5785	0.5371	mg/L				5
Potassium	1.462	1.580	mg/L	J			5
Sodium	148.2	138.9	mg/L				5

Batch QC

Type: Lab Control Sample	Lab ID: QC1363765	Batch: 401857
Matrix: Water	Method: EPA 8260B	Prep Method: EPA 5030B

QC1363765 Analyte	Result	Spiked	Units	Recovery	Qual	Limits
1,1-Dichloroethene	55.63	50.00	ug/L	111%		69-128
MTBE	52.39	50.00	ug/L	105%		66-125
Benzene	53.26	50.00	ug/L	107%		76-121
Trichloroethene	53.98	50.00	ug/L	108%		76-124
Toluene	52.90	50.00	ug/L	106%		76-120
Chlorobenzene	52.35	50.00	ug/L	105%		78-120
Surrogates						
Dibromofluoromethane	47.11	50.00	ug/L	94%		70-130
1,2-Dichloroethane-d4	47.82	50.00	ug/L	96%		70-130
Toluene-d8	49.68	50.00	ug/L	99%		70-130
Bromofluorobenzene	50.03	50.00	ug/L	100%		70-130

Type: Lab Control Sample Duplicate	Lab ID: QC1363766	Batch: 401857
Matrix: Water	Method: EPA 8260B	Prep Method: EPA 5030B

QC1363766 Analyte	Result	Spiked	Units	Recovery	Qual	Limits	RPD	RPD Lim
1,1-Dichloroethene	52.95	50.00	ug/L	106%		69-128	5	23
MTBE	51.58	50.00	ug/L	103%		66-125	2	22
Benzene	52.44	50.00	ug/L	105%		76-121	2	21
Trichloroethene	53.84	50.00	ug/L	108%		76-124	0	22
Toluene	52.58	50.00	ug/L	105%		76-120	1	21
Chlorobenzene	52.18	50.00	ug/L	104%		78-120	0	20
Surrogates								
Dibromofluoromethane	47.61	50.00	ug/L	95%		70-130		
1,2-Dichloroethane-d4	49.26	50.00	ug/L	99%		70-130		
Toluene-d8	50.05	50.00	ug/L	100%		70-130		
Bromofluorobenzene	49.66	50.00	ug/L	99%		70-130		

Type: Matrix Spike	Lab ID: QC1363779	Batch: 401857
Matrix (Source ID): Water (558025-001)	Method: EPA 8260B	Prep Method: EPA 5030B

QC1363779 Analyte	Result	Source Sample Result	Spiked	Units	Recovery	Qual	Limits	DF
1,1-Dichloroethene	23.11	ND	20.00	ug/L	116%		62-131	1
MTBE	23.17	ND	20.00	ug/L	116%		61-124	1
Benzene	22.75	ND	20.00	ug/L	114%		70-123	1
Trichloroethene	23.40	ND	20.00	ug/L	117%		65-131	1
Toluene	22.25	ND	20.00	ug/L	111%		69-120	1
Chlorobenzene	22.81	ND	20.00	ug/L	114%		72-121	1
Surrogates								
Dibromofluoromethane	47.54		50.00	ug/L	95%		70-130	1
1,2-Dichloroethane-d4	51.07		50.00	ug/L	102%		70-130	1
Toluene-d8	49.63		50.00	ug/L	99%		70-130	1
Bromofluorobenzene	48.70		50.00	ug/L	97%		70-130	1

Batch QC

Type:	Matrix Spike Duplicate	Lab ID:	QC1363780	Batch:	401857
Matrix (Source ID):	Water (558025-001)	Method:	EPA 8260B	Prep Method:	EPA 5030B

QC1363780 Analyte	Result	Source Sample Result	Spiked	Units	Recovery	Qual	Limits	RPD	RPD Lim	DF
1,1-Dichloroethene	22.33	ND	20.00	ug/L	112%		62-131	3	31	1
MTBE	23.04	ND	20.00	ug/L	115%		61-124	1	30	1
Benzene	22.00	ND	20.00	ug/L	110%		70-123	3	31	1
Trichloroethene	22.29	ND	20.00	ug/L	111%		65-131	5	31	1
Toluene	21.60	ND	20.00	ug/L	108%		69-120	3	29	1
Chlorobenzene	22.02	ND	20.00	ug/L	110%		72-121	3	29	1
Surrogates										
Dibromofluoromethane	48.14		50.00	ug/L	96%		70-130			1
1,2-Dichloroethane-d4	51.32		50.00	ug/L	103%		70-130			1
Toluene-d8	48.90		50.00	ug/L	98%		70-130			1
Bromofluorobenzene	48.95		50.00	ug/L	98%		70-130			1

Type:	Blank	Lab ID:	QC1363781	Batch:	401857
Matrix:	Water	Method:	EPA 8260B	Prep Method:	EPA 5030B

QC1363781 Analyte	Result	Qual	Units	RL	MDL	Prepared	Analyzed
Freon 12	ND		ug/L	1.0	0.1	04/24/26	04/24/26
Chloromethane	ND		ug/L	1.0	0.1	04/24/26	04/24/26
Vinyl Chloride	ND		ug/L	0.5	0.1	04/24/26	04/24/26
1,1-Dichloroethene	ND		ug/L	0.5	0.1	04/24/26	04/24/26
Methylene Chloride	ND		ug/L	10	0.2	04/24/26	04/24/26
1,1-Dichloroethane	ND		ug/L	0.5	0.1	04/24/26	04/24/26
cis-1,2-Dichloroethene	ND		ug/L	0.5	0.2	04/24/26	04/24/26
1,2-Dichloroethane	ND		ug/L	0.5	0.2	04/24/26	04/24/26
Benzene	ND		ug/L	0.5	0.1	04/24/26	04/24/26
Trichloroethene	ND		ug/L	0.5	0.2	04/24/26	04/24/26
Tetrachloroethene	ND		ug/L	0.5	0.2	04/24/26	04/24/26
1,4-Dichlorobenzene	ND		ug/L	0.5	0.2	04/24/26	04/24/26
Surrogates				**Limits**			
Dibromofluoromethane	96%		%REC	70-130		04/24/26	04/24/26
1,2-Dichloroethane-d4	98%		%REC	70-130		04/24/26	04/24/26
Toluene-d8	98%		%REC	70-130		04/24/26	04/24/26
Bromofluorobenzene	96%		%REC	70-130		04/24/26	04/24/26

Type:	Blank	Lab ID:	QC1362968	Batch:	401611
Matrix:	Water	Method:	EPA 8270C-SIM	Prep Method:	EPA 3535

QC1362968 Analyte	Result	Qual	Units	RL	MDL	Prepared	Analyzed
1,4-Dioxane	ND		ug/L	1.0	0.84	04/23/26	04/23/26
Surrogates				**Limits**			
1,4-Dioxane-d8 (SUR)	100%		%REC	80-120		04/23/26	04/23/26

Batch QC

Type: Lab Control Sample	Lab ID: QC1362969	Batch: 401611
Matrix: Water	Method: EPA 8270C-SIM	Prep Method: EPA 3535

QC1362969 Analyte	Result	Spiked	Units	Recovery	Qual	Limits
1,4-Dioxane	9.454	10.00	ug/L	95%		79-120
Surrogates						
1,4-Dioxane-d8 (SUR)	9.984	10.00	ug/L	100%		80-120

Type: Lab Control Sample Duplicate	Lab ID: QC1362970	Batch: 401611
Matrix: Water	Method: EPA 8270C-SIM	Prep Method: EPA 3535

QC1362970 Analyte	Result	Spiked	Units	Recovery	Qual	Limits	RPD	RPD Lim
1,4-Dioxane	9.202	10.00	ug/L	92%		79-120	3	20
Surrogates								
1,4-Dioxane-d8 (SUR)	9.934	10.00	ug/L	99%		80-120		

Type: Blank	Lab ID: QC1363658	Batch: 401826
Matrix: Water	Method: SM 4500-S2-D	Prep Method: METHOD

QC1363658 Analyte	Result	Qual	Units	RL	MDL	Prepared	Analyzed
Sulfide	ND		mg/L	0.10		04/24/26	04/24/26

Type: Lab Control Sample	Lab ID: QC1363659	Batch: 401826
Matrix: Water	Method: SM 4500-S2-D	Prep Method: METHOD

QC1363659 Analyte	Result	Spiked	Units	Recovery	Qual	Limits
Sulfide	0.9000	1.000	mg/L	90%		90-110

Type: Matrix Spike	Lab ID: QC1363660	Batch: 401826
Matrix (Source ID): Water (558163-001)	Method: SM 4500-S2-D	Prep Method: METHOD

QC1363660 Analyte	Result	Source Sample Result	Spiked	Units	Recovery	Qual	Limits	DF
Sulfide	0.9000	ND	1.000	mg/L	90%		80-120	1

Type: Matrix Spike Duplicate	Lab ID: QC1363661	Batch: 401826
Matrix (Source ID): Water (558163-001)	Method: SM 4500-S2-D	Prep Method: METHOD

QC1363661 Analyte	Result	Source Sample Result	Spiked	Units	Recovery	Qual	Limits	RPD	RPD Lim	DF
Sulfide	0.8000	ND	1.000	mg/L	80%		80-120	12	20	1

Batch QC

Type: Blank	Lab ID: QC1363877	Batch: 401882
Matrix: Water	Method: SM 5310B	Prep Method: SM 5310B

QC1363877 Analyte	Result	Qual	Units	RL	MDL	Prepared	Analyzed
Total Organic Carbon	ND		mg/L	1.0	0.49	04/25/26	04/25/26

Type: Lab Control Sample	Lab ID: QC1363878	Batch: 401882
Matrix: Water	Method: SM 5310B	Prep Method: SM 5310B

QC1363878 Analyte	Result	Spiked	Units	Recovery	Qual	Limits
Total Organic Carbon	23.81	25.00	mg/L	95%		85-115

Type: Matrix Spike	Lab ID: QC1363879	Batch: 401882
Matrix (Source ID): Water (558338-001)	Method: SM 5310B	Prep Method: SM 5310B

QC1363879 Analyte	Result	Source Sample Result	Spiked	Units	Recovery	Qual	Limits	DF
Total Organic Carbon	44,760	30500	12500	mg/L	114%		75-125	500

Type: Matrix Spike Duplicate	Lab ID: QC1363880	Batch: 401882
Matrix (Source ID): Water (558338-001)	Method: SM 5310B	Prep Method: SM 5310B

QC1363880 Analyte	Result	Source Sample Result	Spiked	Units	Recovery	Qual	Limits	RPD	RPD Lim	DF
Total Organic Carbon	44,630	30500	12500	mg/L	113%		75-125	0	25	500

Type: Blank	Lab ID: QC1363574	Batch: 401797
Matrix: Water	Method: SM2320B	Prep Method: METHOD

QC1363574 Analyte	Result	Qual	Units	RL	MDL	Prepared	Analyzed
Alkalinity, Bicarbonate, as CaCO3	ND		mg/L	2.0		04/24/26	04/24/26
Alkalinity, Total as CaCO3	ND		mg/L	2.0		04/24/26	04/24/26

Type: Lab Control Sample	Lab ID: QC1363575	Batch: 401797
Matrix: Water	Method: SM2320B	Prep Method: METHOD

QC1363575 Analyte	Result	Spiked	Units	Recovery	Qual	Limits
Alkalinity, Total as CaCO3	101.7	100.0	mg/L	102%		90-110

Type: Sample Duplicate	Lab ID: QC1363576	Batch: 401797
Matrix (Source ID): Water (558025-001)	Method: SM2320B	Prep Method: METHOD

QC1363576 Analyte	Result	Source Sample Result	Units	Qual	RPD	RPD Lim	DF
Alkalinity, Bicarbonate, as CaCO3	403.6	393.1	mg/L		3	20	2.5
Alkalinity, Total as CaCO3	403.6	393.1	mg/L		3	20	2.5

Batch QC

Type: Blank	**Lab ID: QC1363118**	**Batch: 401642**
Matrix: Water	**Method: SM2540C**	**Prep Method: METHOD**

QC1363118 Analyte	Result	Qual	Units	RL	MDL	Prepared	Analyzed
Total Dissolved Solids	ND		mg/L	20		04/23/26	04/24/26

Type: Lab Control Sample	**Lab ID: QC1363119**	**Batch: 401642**
Matrix: Water	**Method: SM2540C**	**Prep Method: METHOD**

QC1363119 Analyte	Result	Spiked	Units	Recovery	Qual	Limits
Total Dissolved Solids	998.0	1000	mg/L	100%		90-110

Type: Sample Duplicate	**Lab ID: QC1363120**	**Batch: 401642**
Matrix (Source ID): Water (557895-001)	**Method: SM2540C**	**Prep Method: METHOD**

QC1363120 Analyte	Result	Source Sample Result	Units	Qual	RPD	RPD Lim	DF
Total Dissolved Solids	1,126	1130	mg/L		0	5	2

Type: Sample Duplicate	**Lab ID: QC1363121**	**Batch: 401642**
Matrix (Source ID): Water (557918-001)	**Method: SM2540C**	**Prep Method: METHOD**

QC1363121 Analyte	Result	Source Sample Result	Units	Qual	RPD	RPD Lim	DF
Total Dissolved Solids	1,202	1188	mg/L		1	5	2

E	Response exceeds instrument's linear range
J	Estimated value
ND	Not Detected
NM	Not Meaningful

Laboratory Job Number 558025

Subcontracted Products

McCampbell Analytical, Inc.

McCampbell Analytical, Inc.

"When Quality Counts"

Analytical Report

WorkOrder: 2604J26

Report Created for: Onterris Laboratories, LLC.

931 West Barkley Avenue
Orange, CA 92868

Project Contact: David Tripp
Project P.O.: 096843
Project: EO-558025

Project Location:
Project Received: 04/23/2026

Analytical Report reviewed & approved for release on 04/30/2026 by:

Yen Cao

Yen Cao
Project Manager

McCampbell Analytical Inc. is not accredited for all the testing in this report. The report shall not be reproduced except in full, without the written approval of the laboratory. The analytical results relate only to the items tested.

1534 Willow Pass Rd. Pittsburg, CA 94565 ♦ TEL: (877) 252-9262 ♦ FAX: (925) 252-9269 ♦ www.mccampbell.com

McCampbell Analytical, Inc.
"When Quality Counts"

1534 Willow Pass Road, Pittsburg, CA 94565-1701
Toll Free Telephone: (877) 252-9262 / Fax: (925) 252-9269
http://www.mccampbell.com / E-mail: main@mccampbell.com

Glossary of Terms & Qualifier Definitions

Client: Onterris Laboratories, LLC. **WorkOrder:** 2604J26

Project: EO-558025

Glossary Abbreviation

%D	Serial Dilution Percent Difference
95% Interval	95% Confident Interval
CCV	Continuing Calibration Verification.
CCV REC (%)	The % recovery of Continuing Calibration Verification
DF	Dilution Factor
DI WET	(DISTLC) Waste Extraction Test using DI water
DISS	Dissolved (sample filtered using a 0.45 µm filter size)
DLT	Dilution Test (Serial Dilution)
DUP	Duplicate
EDL	Estimated Detection Limit
ITEF	International Toxicity Equivalence Factor
LCS	Laboratory Control Sample
LCS2	Second LCS for the batch. Spike level is lower than that for the first LCS; applicable to method 1633.
LQL	Lowest Quantitation Level
MB	Method Blank
MB IS/SS % Rec	% Recovery of Internal Standard or Surrogate in Method Blank, if applicable
MB SS % Rec	% Recovery of Surrogate in Method Blank, if applicable
MDL	Method Detection Limit [1]
ML	Minimum Level of Quantitation
MS	Matrix Spike
MSD	Matrix Spike Duplicate
NA	Not Applicable
ND	Not detected at or above the indicated MDL (if present) or RL.
NR	Data Not Reported due to matrix interference or insufficient sample amount.
PDS	Post Digestion Spike
PF	Prep Factor
RD	Relative Difference
RL	Reporting Limit [2]
RPD	Relative Percent Difference
RRT	Relative Retention Time
RSD	Relative Standard Deviation
SPK Val	Spike Value
SPKRef Val	Spike Reference Value
SPLP	Synthetic Precipitation Leachate Procedure

[1] MDL is the minimum measured concentration of a substance that can be reported with 99% confidence that the measured concentration is distinguishable from method blank results. Definition and Procedure for the Determination of the Method Detection Limit, Revision 2, 40CFR, Part 136, Appendix B, EPA 821-R-16-006, December 2016. Values are based upon our default extraction volume/amount and are subject to change.

[2] RL is the lowest level that can be reliably determined within specified limits of precision and accuracy during routine laboratory operating conditions. (The RL cannot be lower than the lowest calibration standard used in the initial calibration of the instrument and must be greater than the MDL.) Values are based upon our default extraction volume/amount and are subject to change.

McCampbell Analytical, Inc.
"When Quality Counts"

1534 Willow Pass Road, Pittsburg, CA 94565-1701
Toll Free Telephone: (877) 252-9262 / Fax: (925) 252-9269
http://www.mccampbell.com / E-mail: main@mccampbell.com

Glossary of Terms & Qualifier Definitions

Client: Onterris Laboratories, LLC. **WorkOrder:** 2604J26

Project: EO-558025

TCLP	Toxicity Characteristic Leachate Procedure
TEQ	Toxicity Equivalents
TNTC	"Too Numerous to Count;" greater than 250 colonies observed on the plate.
TPH-Diesel	Sample results for semi-volatile TPH (diesel, kerosene, oil, etc) were calculated using a background subtraction procedure to correct for instrument baseline rise (column bleed) as described in Sec 7.7.2.2 of EPA 8015 B, C.
TZA	TimeZone Net Adjustment for sample collected outside of MAI's Coordinated Universal Time (UTC). (Adjustment for Daylight Saving is not accounted.)
WET (STLC)	Waste Extraction Test (Soluble Threshold Limit Concentration)

McCampbell Analytical, Inc.
"When Quality Counts"

1534 Willow Pass Road, Pittsburg, CA 94565-1701
Toll Free Telephone: (877) 252-9262 / Fax: (925) 252-9269
http://www.mccampbell.com / E-mail: main@mccampbell.com

Analytical Report

Client:	Onterris Laboratories, LLC.	**WorkOrder:**	2604J26
Date Received:	04/23/2026 9:54	**Extraction Method:**	RSK175
Date Prepared:	04/28/2026	**Analytical Method:**	RSK175
Project:	EO-558025	**Unit:**	µg/L

Dissolved Carbon Dioxide by RSK 175

Client ID	Lab ID	Matrix	Date Collected	Instrument FileID	Batch ID
FP-01	2604J26-001A	Water	04/21/2026 09:39	GC26 0428261204.D	340697

Analytes	Result	MDL	RL	DF	Date Analyzed
Carbon Dioxide	**33,000**	2000	2000	40	04/28/2026 14:12

Analyst(s): CLO

McCampbell Analytical, Inc.
"When Quality Counts"

1534 Willow Pass Road, Pittsburg, CA 94565-1701
Toll Free Telephone: (877) 252-9262 / Fax: (925) 252-9269
http://www.mccampbell.com / E-mail: main@mccampbell.com

Quality Control Report

Client:	Onterris Laboratories, LLC.	**WorkOrder:**	2604J26
Date Prepared:	04/28/2026	**BatchID:**	340697
Date Analyzed:	04/28/2026	**Extraction Method:**	RSK175
Instrument:	GC26	**Analytical Method:**	RSK175
Matrix:	Water	**Unit:**	µg/L
Project:	EO-558025	**Sample ID:**	MB/LCS/LCSD-340697

QC Summary Report for RSK175

Analyte	MB Result	MDL	RL			
Carbon Dioxide	ND	50	50	-	-	-

Analyte	LCS Result	LCSD Result	SPK Val	LCS %REC	LCSD %REC	LCS/LCSD Limits	RPD	RPD Limit
Carbon Dioxide	170	160	187.2	92	84	70-130	10.1	30

McCampbell Analytical, Inc.
1534 Willow Pass Rd
Pittsburg, CA 94565-1701
(925) 252-9262

CHAIN-OF-CUSTODY RECORD

WorkOrder: 2604J26 **ClientCode: ENO** **QuoteID: 262776**

☐ WaterTrax ☐ CLIP ☐ EDF ☑ EQuIS ☑ Dry-Weight ☑ Email ☐ HardCopy ☐ ThirdParty ☑ J-flag
☑ Detection Summary ☑ **Excel** [A1_Standard _QC]

Report to:
David Tripp
Onterris Laboratories, LLC.
931 West Barkley Avenue
Orange, CA 92868
657-581-4710 FAX:

Email: david.tripp@enthalpy.com
cc/3rd Party: incomingreports@enthalpy.com;
PO: 096843
Project: EO-558025

Bill to:
Accounts Payable/Enthalpy SoCal
Montrose Environmental Group
PO Box 842165
Boston, MA 02284-2165
003EL_ap@montrose-env.com

Requested TAT: 5 days;

Date Received: **04/23/2026**
Date Logged: **04/23/2026**

Lab ID	ClientSampID	Matrix	Collection Date	Hold	Requested Tests (See legend below)											
					1	2	3	4	5	6	7	8	9	10	11	12
2604J26-001	FP-01	Water	4/21/2026 09:39	☐	A	A										

Test Legend:

1	PRDisposal Fee	2	RSK175_CO2_W	3		4	
5		6		7		8	
9		10		11		12	

Project Manager: Jena Alfaro

Prepared by: Chyna Thomas

Comments:

NOTE: Soil samples are discarded 60 days after receipt unless other arrangements are made (Water samples are 30 days).
Hazardous samples will be returned to client or disposed of at client expense.

McCampbell Analytical, Inc.
"When Quality Counts"

1534 Willow Pass Road, Pittsburg, CA 94565-1701
Toll Free Telephone: (877) 252-9262 / Fax: (925) 252-9269
http://www.mccampbell.com / E-mail: main@mccampbell.com

WORK ORDER SUMMARY

Client Name: ONTERRIS LABORATORIES, LLC. **Project:** EO-558025 **Work Order:** 2604J26
Client Contact: David Tripp **QC Level:** LEVEL 2
Contact's Email: david.tripp@enthalpy.com **Comments:** **Date Logged:** 4/23/2026

☐ WaterTrax ☐ CLIP ☐ EDF ☑ Excel ☐ EQuIS ☑ Email ☐ HardCopy ☐ ThirdParty ☑ J-flag

LabID	ClientSampID	Matrix	Test Name	Cont./ Comp.	Bottle & Preservative	U**	Head Space	Dry-Weight	Collection Date & Time	TAT	Test Due Date	Sediment Content	Hold	Sub Out
001A	FP-01	Water	RSK175 (CO2)	1	VOA, Unpres	☐	☐	☐	4/21/2026 9:39	5 days	4/30/2026	None	☐	☐

NOTES: *** STLC and TCLP extractions require 2 days to complete; therefore, all TATs begin after the extraction is completed (i.e., One-day TAT yields results in 3 days from sample submission).**

- ISM prep requires 5 to 10 days to complete; therefore, all TATs begin after the extraction is completed (i.e., One-day TAT yields results in 6 to 11 days from sample submission). Due date listed on WO summary will not accurately reflect the time needed for sample preparation.

- Organic extracts are held for 40 days before disposal; Inorganic extract are held for 30 days.

- MAI assumes that all material present in the provided sampling container is considered part of the sample - MAI does not exclude any material from the sample prior to sample preparation unless requested in writing by the client.

U = An unpreserved container was received for a method that suggests a preservation in order to extend hold time for analysis.**

Cont./Comp. = Containers /Composites

2604J26

ENTHALPY ANALYTICAL

931 West Barkley Ave
Orange, CA 92868
(714) 771-6900

Subcontract Laboratory:
McCampbell Analytical, Inc.
1534 Willow Pass Rd.
Pittsburg, CA 94565
ATTN: Quote ID: 262776
PO #: PO-096843

Enthalpy Analytical - Orange Order: EO-558025
PM: DST
Email: david.tripp@enthalpy.com
CC: incomingreports@enthalpy.com
Phone: 657-581-4710

Results Due: Standard TAT
Report Level: II
Report To: MDL
EDDs: Standard Excel EDD

Notes:

Sample ID	Collected	Lab ID	# Cont.	Matrix	Analysis Requested	Comment
FP-01	21-APR-2026 09:39	558025-001	2	Water	RSK-175 CO2	

Notes:	Relinquished By:	Received By:
	Alice T.	GLS
	Date: 4/22/26 3:00pm	Date: 4/22/26 3:00pm
	GLS	Chyanne
	Date: 04/23/26	Date: 04/23/26 0454
	Date:	Date:

2.4 Wet IR46

McCampbell Analytical, Inc.
"When Quality Counts"

1534 Willow Pass Road, Pittsburg, CA 94565-1701
Toll Free Telephone: (877) 252-9262 / Fax: (925) 252-9269
http://www.mccampbell.com / E-mail: main@mccampbell.com

Sample Receipt Checklist

Client Name:	Onterris Laboratories, LLC.	Date and Time Received:	4/23/2026 09:54
Project:	EO-558025	Date Logged:	4/23/2026
		Received by:	Chyna Thomas
WorkOrder №:	2604J26 Matrix: Water	Logged by:	Chyna Thomas
Carrier:	Golden State Overnight		

Chain of Custody (COC) Information

Chain of custody present?	Yes	☑	No	☐		
Chain of custody signed when relinquished and received?	Yes	☑	No	☐		
Chain of custody agrees with sample labels?	Yes	☑	No	☐		
Sample IDs noted by Client on COC?	Yes	☑	No	☐		
Date and Time of collection noted by Client on COC?	Yes	☑	No	☐		
Sampler's name noted on COC?	Yes	☑	No	☐		
COC agrees with Quote?	Yes	☐	No	☐	NA	☑
COC quote is active?	Yes	☐	No	☐	NA	☑

Sample Receipt Information

Custody seals intact on shipping container/cooler?	Yes	☑	No	☐	NA	☐
Custody seals intact on sample bottles?	Yes	☐	No	☐	NA	☑
Shipping container/cooler in good condition?	Yes	☑	No	☐		
Samples in proper containers/bottles?	Yes	☑	No	☐		
Sample containers intact?	Yes	☑	No	☐		
Sufficient sample volume for indicated test?	Yes	☑	No	☐		

Sample Preservation and Hold Time (HT) Information

All samples received within holding time?	Yes	☑	No	☐	NA	☐
Samples Received on Ice?	Yes	☑	No	☐		
(Ice Type: WET ICE)						
Sample/Temp Blank temperature	Temp: 2.6°C				NA	☐
ZHS conditional analyses: VOA meets zero headspace requirement (VOCs, TPHg/BTEX, RSK)?	Yes	☑	No	☐	NA	☐
Sample labels checked for correct preservation?	Yes	☑	No	☐		
pH acceptable upon receipt (Metal: <2)?	Yes	☐	No	☐	NA	☑

UCMR Samples:

pH tested and acceptable upon receipt (200.7: ≤2; 533: 6 - 8; 537.1: 6 - 8)?	Yes	☐	No	☐	NA	☑
Free Chlorine tested and acceptable upon receipt (<0.1mg/L) [not applicable to 200.7]?	Yes	☐	No	☐	NA	☑

Comments:

Onterris
931 West Barkley Ave
Orange, CA 92868
(714) 771-6900

onterris.com

Lab Job Number : 558077
Report Level : II
Report Date : 05/05/2026

Analytical Report *prepared for:*

Matt Breuer
Waste Connections
Chiquita Canyon Landfill
29201 Henry Mayo Drive
Castaic, CA 91384

Project: GW MONITORING - CCLF Groundwater

Authorized for release by:

David Tripp, Senior Project Manager
657-581-4710
david.tripp@onterris.com

This data package has been reviewed for technical correctness and completeness. Release of this data has been authorized by the Laboratory Manager or the Manager's designee, as verified by the above signature which applies to this PDF file as well as any associated electronic data deliverable files. The results contained in this report meet all requirements of NELAP and pertain only to those samples which were submitted for analysis. This report may be reproduced only in its entirety.

CA ELAP# 1338, CA ELAP #1338-S1, NELAP# 4038, SCAQMD LAP# 18LA0518, LACSD ID# 10105, ORELAP# 4197

Onterris ENTHALPY ANALYTICAL

Sample Summary

Matt Breuer Waste Connections Chiquita Canyon Landfill 29201 Henry Mayo Drive Castaic, CA 91384		Lab Job #: Project No: Location: Date Received:	558077 GW MONITORING CCLF Groundwater 04/22/26

Sample ID	Lab ID	Collected	Matrix
DW-31	558077-001	04/22/26 08:02	Water
DW-12	558077-002	04/22/26 09:00	Water
DW-7	558077-003	04/22/26 10:07	Water
DW-21	558077-004	04/22/26 11:11	Water
DW-18	558077-005	04/22/26 12:19	Water
QCFB	558077-006	04/22/26 09:02	Water
QCTB	558077-007	04/22/26 00:00	Water

Case Narrative

Waste Connections Chiquita Canyon Landfill 29201 Henry Mayo Drive Castaic, CA 91384 Matt Breuer	Lab Job Number: 558077 Project No: GW MONITORING Location: CCLF Groundwater Date Received: 04/22/26

- This data package contains sample and QC results for seven water samples, requested for the above referenced project on 04/23/26. The samples were received in good condition.
- EPA 300.0, EPA 350.1, EPA 410.4, EPA 6010B, EPA 8270C-SIM, SM 4500-S2-D, SM 5310B, SM2320B, and SM2540C analyses were performed at 931 West Barkley Ave, Orange, CA, 92868.
- EPA 8260B analysis was performed at 2532 E Cerritos Ave., Anaheim, CA, 92806.

Volatile Organics by GC/MS (EPA 8260B):
No analytical problems were encountered.

Semivolatile Organics by GC/MS SIM (EPA 8270C-SIM):
No analytical problems were encountered.

Total Organic Carbon by IR (SM 5310B):
No analytical problems were encountered.

Metals (EPA 6010B):
No analytical problems were encountered.

Ion Chromatography (EPA 300.0):

- Responses exceeding the instrument's linear range were observed for chloride and sulfate in the MS/MSD for batch 401714; affected data was qualified with "E".
- No other analytical problems were encountered.

Chemical Oxygen Demand by EPA 410.4 (EPA 410.4):
No analytical problems were encountered.

Alkalinity (SM2320B):
No analytical problems were encountered.

Sulfide (SM 4500-S2-D):
No analytical problems were encountered.

Total Dissolved Solids (TDS) (SM2540C):
No analytical problems were encountered.

Chemical Oxygen Demand (EPA 410.4):
No analytical problems were encountered.

Ammonia and TKN- Semi-Automated Method (SM 4500-NH3-G):
No analytical problems were encountered.

RSK-175 CO2 (RSK-175):
McCampbell Analytical, Inc. in Pittsburg, CA performed the analysis (see sublab report section for certifications). Please see the McCampbell Analytical, Inc. case narrative.

① NCM 4-23-26 Re-took temp.

ENTHALPY ANALYTICAL

Chain of Custody Record

Lab No: 558077

Page: 1 of 1

Turn Around Time (rush by advanced notice only)

Standard:	X	5 Day:		3 Day:	
2 Day:		1 Day:		Custom TAT:	

Enthalpy Analytical

931 W Barkely Ave, Orange, CA 92868

(714) 771-6900

Matrix: A = Air S = Soil/Solid W = Water DW = Drinking Wate SD = Sediment PP = Pure Product SEA = Sea Water SW = Swab T = Tissue WP = Wipe O = Other

Preservatives: 1 = $Na_2S_2O_3$ 2 = HCl 3 = HNO_3 4 = H_2SO_4 5 = NaOH 6 = Other

Sample Receipt Temp: 4.3/4.7 IR5 5.2/5.6 #4 (lab use only)

CUSTOMER INFORMATION		PROJECT INFORMATION	
Company:	Chiquita Canyon Landfill	Name:	Matt Breuer
Report To:	Matt Breuer	Number:	661-257-3655
Email:	Matthew.Breuer@wasteconnections.com	P.O. #:	
Address:	29201 Henry Mayo Drive	Address:	
	Castaic, CA, 91384		
Phone:	661-257-3655	Global ID:	L10003464243
Fax:		Sampled By:	Paul Chang

	Sample ID	Sampling Date	Sampling Time	Matrix	Container No. / Size	Pres.	VOCs (EPA 8260B)	1,4-Dioxane	Alkalinity, total	Bicarbonate as CaCO3	Ammonia-N, Nitrate-N	COD, Cl, SO4, TDS, TOC	B, Ca, Fe, K, Mg, Mn, Na	Bromide, Fluoride, Sulfide	Carbon dioxide
1	DW-31	4/22/26	802	GW	13	var.	X	X	X	X	X	X	X	X	X
2	DW-12		900				X	X	X	X	X	X	X	X	X
3	DW-7		1007				X	X	X	X	X	X	X	X	X
4	DW-21		1111				X	X	X	X	X	X	X	X	X
5	DW-18		1219				X	X	X	X	X	X	X	X	X
6	QCFB		902	FB	3		X								
7	QCTB	—	—	TB	2		X								
8															
9															
10															

Analysis Request

Test Instructions / Comments

9.7 ① ~~IR15~~

Quarterly MPars

cc report to: pchang@changenvironmental.com Basic EDD & GeoTracker EDF

Login 558077

	Signature	Print Name	Company / Title	Date / Time
[1] Relinquished By:		Paul Chang	CEI	4/22/26 13:27
[1] Received By:		Alicet	EA/NH	4/22/26 13:27
[2] Relinquished By:		Alicet	EA/NH	4/23/26 9:00
[2] Received By:		~~Gema O.~~	EA/NH	4-23-26 9:00
[3] Relinquished By:		Gema O.	EA/NH	4-23-26 10:55
[3] Received By:		Nicole Mendoza	EA	4-23-26 10:55

Onterris

SAMPLE RECEIPT CHECKLIST

Section 1: General Info
Date Received: 4/22/26 Job#: 558077 Client: CCLF

Section 2: Shipping / Custody **Are custody seals present?** ☐ Yes ☒ No
Custody seals intact on arrival? ☐ N/A ☒ Yes ☐ No ☐ On cooler / box ☐ On samples
☐ Courier ☒ Walk-In ☐ Field Sampling ☐ Shipping Info: _____

Section 3a: Condition / Packaging ☐ **Outside 0.0 - 6.0°C (0.0 - 10.0°C for microbiology) (PM notified)**
Date Opened 4/22/26 By (initials) AXT Type of ice used: ☒ Wet ☐ Blue/Gel ☐ None
☒ Samples received on ice directly from the field; cooling process had begun. (if checked, skip temperatures)
☐ Sample matrix doesn't require cooling (e.g. air, bulk PCB). (if checked, skip temperatures)
If no cooler: Observed/Corrected Temp (°C): _____ / _____ Thermometer/IR Gun ID: IR03 CF: +0.8
Cooler Temp (obs/corr) (°C) #1: 10.2/10.4 #2: ____/____ #3: ____/____ #4: ____/____ #5: ____/____ #6: ____/____

Section 3b: Microbiology Samples ☒ **No microbiology samples submitted (skip 3b)**
☐ Within temp range 0.0 - 10.0°C or received on ice directly from field.
☐ Adequate headspace for microbiology analysis.

Section 3c: Air Samples ☒ **No air samples submitted (skip 3c)**
☐ 1.4L Canisters ☐ 6L Canisters ☐ Tedlar Bags ☐ MCE Cassettes ☐ Sorbent Tubes ☐ Other _____

Section 4: Containers / Labels / Samples	YES	NO	N/A
1) Were custody papers present, filled properly, and legible?	X		
2) Is the sampler's name present on the CoC?			
3) Were containers received in good condition (unbroken / unopened / uncompromised)?			
4) Were the samples bagged? (required for microbiology samples; recommended for soil samples)			
5) Were all of, and only, the correct samples received?			
6) Are sample labels present, legible, and in agreement with the CoC?			
7) Does the container count match the CoC?			
8) Was sufficient sample volume / mass received for the analyses requested?			
9) Were samples received in proper containers for the analyses requested?			
10) Were samples received with > 1/2 holding time remaining?			
11) Are samples properly preserved as indicated by CoC / labels?			
12) Unpreserved VOAs received - If necessary, was the hold time changed in LIMS?			
13) Are VOA vials free from headspace/bubbles > 6mm?			

Section 5: Explanations / Comments
(If no comments are made, then no discrepancies noted.)

☐ **No additional discrepancies**

Form Completed By (print): AXT **(sign):**
Date Labeled: 4/22/26 AXT **By (print):** AXT **(sign):**

Onterris

SAMPLE RECEIPT CHECKLIST

Section 1: General Info
Date Received: 4/23/26 Job#: 558077 Client: WASTECONNECTIONS

Section 2: Shipping / Custody **Are custody seals present?** ☐ Yes ■ No
Custody seals intact on arrival? ☒ N/A ☐ Yes ☐ No ☐ On cooler / box ☐ On samples
☒ Courier ☐ Walk-In ☐ Field Sampling ☐ Shipping Info: _____

Section 3a: Condition / Packaging ☐ **Outside 0.0 - 6.0°C (0.0 - 10.0°C for microbiology) (PM notified)**
Date Opened 4/23/26 By (initials) GXO Type of ice used: ☒ Wet ☐ Blue/Gel ☐ None
☐ Samples received on ice directly from the field; cooling process had begun. (if checked, skip temperatures)
☐ Sample matrix doesn't require cooling (e.g. air, bulk PCB). (if checked, skip temperatures)
If no cooler: Observed/Corrected Temp (°C): _____ / _____ Thermometer/IR Gun ID: IR15 CF: +0..4
Cooler Temp (obs/corr) (°C) #1: 4.3 / 4.7 #2: 5.2 / 5.6 #3: ____ / ____ #4: ____ / ____ #5: ____ / ____ #6: ____ / ____

Section 3b: Microbiology Samples ☒ **No microbiology samples submitted (skip 3b)**
☐ Within temp range 0.0 - 10.0°C or received on ice directly from field.
☐ Adequate headspace for microbiology analysis.

Section 3c: Air Samples ☒ **No air samples submitted (skip 3c)**
☐ 1.4L Canisters ☐ 6L Canisters ☐ Tedlar Bags ☐ MCE Cassettes ☐ Sorbent Tubes ☐ Other _____

Section 4: Containers / Labels / Samples	YES	NO	N/A
1) Were custody papers present, filled properly, and legible?	X		
2) Is the sampler's name present on the CoC?	X		
3) Were containers received in good condition (unbroken / unopened / uncompromised)?	X		
4) Were the samples bagged? (required for microbiology samples; recommended for soil samples)	X		
5) Were all of, and only, the correct samples received?	X		
6) Are sample labels present, legible, and in agreement with the CoC?	X		
7) Does the container count match the CoC?	X		
8) Was sufficient sample volume / mass received for the analyses requested?	X		
9) Were samples received in proper containers for the analyses requested?	X		
10) Were samples received with > 1/2 holding time remaining?		X	
11) Are samples properly preserved as indicated by CoC / labels?	X		
12) Unpreserved VOAs received - If necessary, was the hold time changed in LIMS?		X	
13) Are VOA vials free from headspace/bubbles > 6mm?		X	

Section 5: Explanations / Comments
(If no comments are made, then no discrepancies noted.)

4.10: Nitrates received with 1/2 holding time remaining for samples -001 thru -003
4.13: For sample -007, 1/2 HCL VOA vials have headspace >6mm

☐ **No additional discrepancies**

Form Completed By (print): NCM **(sign):** _____

Date Labeled: 4/22/26 **By (print):** AXT **(sign):** _____

Onterris ENTHALPY ANALYTICAL

Analysis Results for 558077

Matt Breuer
Waste Connections
Chiquita Canyon Landfill
29201 Henry Mayo Drive
Castaic, CA 91384

Lab Job #: 558077
Project No: GW MONITORING
Location: CCLF Groundwater
Date Received: 04/22/26

Sample ID: DW-31 **Lab ID: 558077-001** **Collected: 04/22/26 08:02**
Matrix: Water

558077-001 Analyte	Result	Qual	Units	RL	MDL	DF	Batch	Prepared	Analyzed	Chemist
Method: EPA 300.0 Prep Method: METHOD										
Fluoride	**0.18**	J	mg/L	0.20	0.062	1	401714	04/23/26 14:30	04/23/26 20:17	KUM
Chloride	**70**		mg/L	1.0	0.27	1	401714	04/23/26 14:30	04/23/26 20:17	KUM
Bromide	**0.24**	J	mg/L	0.30	0.049	1	401714	04/23/26 14:30	04/23/26 20:17	KUM
Nitrogen, Nitrate	**1.4**		mg/L	0.10	0.05	1	401714	04/23/26 14:30	04/23/26 20:17	KUM
Sulfate	**290**		mg/L	10	2.6	10	401714	04/23/26 14:30	04/24/26 02:34	KUM
Method: EPA 350.1 Prep Method: METHOD										
Ammonia-N	ND		mg/L	0.10	0.068	1	401911	04/26/26	04/27/26	JAK
Method: EPA 410.4 Prep Method: EPA 410.4										
Chemical Oxygen Demand	**27**		mg/L	4.0	2.6	1	401861	04/25/26	04/25/26	ARM
Method: EPA 6010B Prep Method: EPA 3015A										
Boron	**0.45**		mg/L	0.050	0.0090	1	401737	04/23/26	04/23/26	SBW
Calcium	**180**		mg/L	0.10	0.0095	1	401737	04/23/26	04/23/26	SBW
Iron	ND		mg/L	0.050	0.017	1	401737	04/23/26	04/23/26	SBW
Magnesium	**33**		mg/L	0.10	0.017	1	401737	04/23/26	04/23/26	SBW
Manganese	**0.055**		mg/L	0.010	0.00075	1	401737	04/23/26	04/23/26	SBW
Potassium	**1.3**		mg/L	0.50	0.20	1	401737	04/23/26	04/23/26	SBW
Sodium	**110**		mg/L	0.50	0.017	1	401737	04/23/26	04/23/26	SBW
Method: EPA 8260B Prep Method: EPA 5030B										
Freon 12	ND		ug/L	1.0	0.1	1	402033	04/28/26	04/28/26	ZST
Chloromethane	ND		ug/L	1.0	0.2	1	402033	04/28/26	04/28/26	ZST
Vinyl Chloride	ND		ug/L	0.5	0.1	1	402033	04/28/26	04/28/26	ZST
1,1-Dichloroethene	ND		ug/L	0.5	0.08	1	402033	04/28/26	04/28/26	ZST
Methylene Chloride	ND		ug/L	10	0.2	1	402033	04/28/26	04/28/26	ZST
1,1-Dichloroethane	ND		ug/L	0.5	0.1	1	402033	04/28/26	04/28/26	ZST
cis-1,2-Dichloroethene	ND		ug/L	0.5	0.09	1	402033	04/28/26	04/28/26	ZST
1,2-Dichloroethane	ND		ug/L	0.5	0.1	1	402033	04/28/26	04/28/26	ZST
Benzene	ND		ug/L	0.5	0.1	1	402033	04/28/26	04/28/26	ZST
Trichloroethene	ND		ug/L	0.5	0.1	1	402033	04/28/26	04/28/26	ZST
Tetrachloroethene	ND		ug/L	0.5	0.1	1	402033	04/28/26	04/28/26	ZST
1,4-Dichlorobenzene	ND		ug/L	0.5	0.2	1	402033	04/28/26	04/28/26	ZST
Surrogates				**Limits**						
Dibromofluoromethane	100%		%REC	70-130		1	402033	04/28/26	04/28/26	ZST
1,2-Dichloroethane-d4	122%		%REC	70-130		1	402033	04/28/26	04/28/26	ZST
Toluene-d8	91%		%REC	70-130		1	402033	04/28/26	04/28/26	ZST
Bromofluorobenzene	98%		%REC	70-130		1	402033	04/28/26	04/28/26	ZST

Results for any subcontracted analyses are not included in this section.

Analysis Results for 558077

558077-001 Analyte	Result	Qual	Units	RL	MDL	DF	Batch	Prepared	Analyzed	Chemist
Method: EPA 8270C-SIM Prep Method: EPA 3535										
1,4-Dioxane	**1.3**		ug/L	1.0	0.84	1	402126	04/28/26	05/01/26	TJW
Surrogates				**Limits**						
1,4-Dioxane-d8 (SUR)	101%		%REC	80-120		1	402126	04/28/26	05/01/26	TJW
Method: SM 4500-S2-D Prep Method: METHOD										
Sulfide	ND		mg/L	0.10		1	401827	04/24/26	04/24/26	TXC
Method: SM 5310B Prep Method: SM 5310B										
Total Organic Carbon	**23**		mg/L	1.0	0.49	1	401882	04/25/26	04/25/26	BDR
Method: SM2320B Prep Method: METHOD										
Alkalinity, Bicarbonate, as CaCO3	**430**		mg/L	5.0		2.5	402271	04/29/26	04/29/26	WWC
Alkalinity, Total as CaCO3	**430**		mg/L	5.0		2.5	402271	04/29/26	04/29/26	WWC
Method: SM2540C Prep Method: METHOD										
Total Dissolved Solids	**1,100**		mg/L	20		2	402206	04/29/26	04/30/26	JAG

Results for any subcontracted analyses are not included in this section.

Onterris ENTHALPY ANALYTICAL

Analysis Results for 558077

Sample ID: DW-12	Lab ID: 558077-002	Collected: 04/22/26 09:00
	Matrix: Water	

558077-002 Analyte	Result	Qual	Units	RL	MDL	DF	Batch	Prepared	Analyzed	Chemist
Method: EPA 300.0 Prep Method: METHOD										
Fluoride	**0.58**		mg/L	0.20	0.062	1	401714	04/23/26 14:30	04/23/26 21:16	KUM
Chloride	**180**		mg/L	1.0	0.27	1	401714	04/23/26 14:30	04/23/26 21:16	KUM
Bromide	**0.66**		mg/L	0.30	0.049	1	401714	04/23/26 14:30	04/23/26 21:16	KUM
Nitrogen, Nitrate	**3.6**		mg/L	0.10	0.05	1	401714	04/23/26 14:30	04/23/26 21:16	KUM
Sulfate	**300**		mg/L	10	2.6	10	401714	04/23/26 14:30	04/24/26 09:32	KUM
Method: EPA 350.1 Prep Method: METHOD										
Ammonia-N	ND		mg/L	0.10	0.068	1	401911	04/26/26	04/27/26	JAK
Method: EPA 410.4 Prep Method: EPA 410.4										
Chemical Oxygen Demand	**5.0**		mg/L	4.0	2.6	1	401861	04/25/26	04/25/26	ARM
Method: EPA 6010B Prep Method: EPA 3015A										
Boron	**0.21**		mg/L	0.050	0.0090	1	401737	04/23/26	04/23/26	SBW
Calcium	**24**		mg/L	0.10	0.0095	1	401737	04/23/26	04/23/26	SBW
Iron	ND		mg/L	0.050	0.017	1	401737	04/23/26	04/23/26	SBW
Magnesium	**3.0**		mg/L	0.10	0.017	1	401737	04/23/26	04/23/26	SBW
Manganese	ND		mg/L	0.010	0.00075	1	401737	04/23/26	04/23/26	SBW
Potassium	**1.8**		mg/L	0.50	0.20	1	401737	04/23/26	04/23/26	SBW
Sodium	**280**		mg/L	0.50	0.017	1	401737	04/23/26	04/23/26	SBW
Method: EPA 8260B Prep Method: EPA 5030B										
Freon 12	ND		ug/L	1.0	0.1	1	402033	04/28/26	04/28/26	ZST
Chloromethane	ND		ug/L	1.0	0.2	1	402033	04/28/26	04/28/26	ZST
Vinyl Chloride	ND		ug/L	0.5	0.1	1	402033	04/28/26	04/28/26	ZST
1,1-Dichloroethene	ND		ug/L	0.5	0.08	1	402033	04/28/26	04/28/26	ZST
Methylene Chloride	ND		ug/L	10	0.2	1	402033	04/28/26	04/28/26	ZST
1,1-Dichloroethane	ND		ug/L	0.5	0.1	1	402033	04/28/26	04/28/26	ZST
cis-1,2-Dichloroethene	ND		ug/L	0.5	0.09	1	402033	04/28/26	04/28/26	ZST
1,2-Dichloroethane	ND		ug/L	0.5	0.1	1	402033	04/28/26	04/28/26	ZST
Benzene	ND		ug/L	0.5	0.1	1	402033	04/28/26	04/28/26	ZST
Trichloroethene	ND		ug/L	0.5	0.1	1	402033	04/28/26	04/28/26	ZST
Tetrachloroethene	ND		ug/L	0.5	0.1	1	402033	04/28/26	04/28/26	ZST
1,4-Dichlorobenzene	ND		ug/L	0.5	0.2	1	402033	04/28/26	04/28/26	ZST
Surrogates				**Limits**						
Dibromofluoromethane	98%		%REC	70-130		1	402033	04/28/26	04/28/26	ZST
1,2-Dichloroethane-d4	119%		%REC	70-130		1	402033	04/28/26	04/28/26	ZST
Toluene-d8	92%		%REC	70-130		1	402033	04/28/26	04/28/26	ZST
Bromofluorobenzene	96%		%REC	70-130		1	402033	04/28/26	04/28/26	ZST
Method: EPA 8270C-SIM Prep Method: EPA 3535										
1,4-Dioxane	ND		ug/L	1.0	0.84	1	402126	04/28/26	05/01/26	TJW
Surrogates				**Limits**						
1,4-Dioxane-d8 (SUR)	100%		%REC	80-120		1	402126	04/28/26	05/01/26	TJW

Results for any subcontracted analyses are not included in this section.

Analysis Results for 558077

558077-002 Analyte	Result	Qual	Units	RL	MDL	DF	Batch	Prepared	Analyzed	Chemist
Method: SM 4500-S2-D Prep Method: METHOD										
Sulfide	ND		mg/L	0.10		1	401827	04/24/26	04/24/26	TXC
Method: SM 5310B Prep Method: SM 5310B										
Total Organic Carbon	**1.4**		mg/L	1.0	0.49	1	401882	04/25/26	04/25/26	BDR
Method: SM2320B Prep Method: METHOD										
Alkalinity, Bicarbonate, as CaCO3	**160**		mg/L	5.0		2.5	402271	04/29/26	04/29/26	WWC
Alkalinity, Total as CaCO3	**160**		mg/L	5.0		2.5	402271	04/29/26	04/29/26	WWC
Method: SM2540C Prep Method: METHOD										
Total Dissolved Solids	**930**		mg/L	20		2	402206	04/29/26	04/30/26	JAG

Results for any subcontracted analyses are not included in this section.

Onterris ENTHALPY ANALYTICAL

Analysis Results for 558077

Sample ID: DW-7	Lab ID: 558077-003	Collected: 04/22/26 10:07
	Matrix: Water	

558077-003 Analyte	Result	Qual	Units	RL	MDL	DF	Batch	Prepared	Analyzed	Chemist
Method: EPA 300.0 Prep Method: METHOD										
Fluoride	**0.16**	J	mg/L	0.20	0.062	1	401714	04/23/26 14:30	04/23/26 22:16	KUM
Chloride	**81**		mg/L	1.0	0.27	1	401714	04/23/26 14:30	04/23/26 22:16	KUM
Bromide	**0.19**	J	mg/L	0.30	0.049	1	401714	04/23/26 14:30	04/23/26 22:16	KUM
Nitrogen, Nitrate	ND		mg/L	0.10	0.05	1	401714	04/23/26 14:30	04/23/26 22:16	KUM
Sulfate	**650**		mg/L	10	2.6	10	401714	04/23/26 14:30	04/24/26 09:52	KUM
Method: EPA 350.1 Prep Method: METHOD										
Ammonia-N	ND		mg/L	0.10	0.068	1	401911	04/26/26	04/27/26	JAK
Method: EPA 410.4 Prep Method: EPA 410.4										
Chemical Oxygen Demand	**32**		mg/L	4.0	2.6	1	401861	04/25/26	04/25/26	ARM
Method: EPA 6010B Prep Method: EPA 3015A										
Boron	**0.17**		mg/L	0.050	0.0090	1	401737	04/23/26	04/23/26	SBW
Calcium	**34**		mg/L	0.10	0.0095	1	401737	04/23/26	04/23/26	SBW
Iron	ND		mg/L	0.050	0.017	1	401737	04/23/26	04/23/26	SBW
Magnesium	**1.8**		mg/L	0.10	0.017	1	401737	04/23/26	04/23/26	SBW
Manganese	ND		mg/L	0.010	0.00075	1	401737	04/23/26	04/23/26	SBW
Potassium	**1.2**		mg/L	0.50	0.20	1	401737	04/23/26	04/23/26	SBW
Sodium	**330**		mg/L	0.50	0.017	1	401737	04/23/26	04/23/26	SBW
Method: EPA 8260B Prep Method: EPA 5030B										
Freon 12	ND		ug/L	1.0	0.1	1	402033	04/28/26	04/28/26	ZST
Chloromethane	ND		ug/L	1.0	0.2	1	402033	04/28/26	04/28/26	ZST
Vinyl Chloride	ND		ug/L	0.5	0.1	1	402033	04/28/26	04/28/26	ZST
1,1-Dichloroethene	ND		ug/L	0.5	0.08	1	402033	04/28/26	04/28/26	ZST
Methylene Chloride	ND		ug/L	10	0.2	1	402033	04/28/26	04/28/26	ZST
1,1-Dichloroethane	ND		ug/L	0.5	0.1	1	402033	04/28/26	04/28/26	ZST
cis-1,2-Dichloroethene	ND		ug/L	0.5	0.09	1	402033	04/28/26	04/28/26	ZST
1,2-Dichloroethane	ND		ug/L	0.5	0.1	1	402033	04/28/26	04/28/26	ZST
Benzene	ND		ug/L	0.5	0.1	1	402033	04/28/26	04/28/26	ZST
Trichloroethene	ND		ug/L	0.5	0.1	1	402033	04/28/26	04/28/26	ZST
Tetrachloroethene	ND		ug/L	0.5	0.1	1	402033	04/28/26	04/28/26	ZST
1,4-Dichlorobenzene	ND		ug/L	0.5	0.2	1	402033	04/28/26	04/28/26	ZST
Surrogates				**Limits**						
Dibromofluoromethane	97%		%REC	70-130		1	402033	04/28/26	04/28/26	ZST
1,2-Dichloroethane-d4	116%		%REC	70-130		1	402033	04/28/26	04/28/26	ZST
Toluene-d8	92%		%REC	70-130		1	402033	04/28/26	04/28/26	ZST
Bromofluorobenzene	95%		%REC	70-130		1	402033	04/28/26	04/28/26	ZST
Method: EPA 8270C-SIM Prep Method: EPA 3535										
1,4-Dioxane	ND		ug/L	1.0	0.84	1	402126	04/28/26	05/01/26	TJW
Surrogates				**Limits**						
1,4-Dioxane-d8 (SUR)	97%		%REC	80-120		1	402126	04/28/26	05/01/26	TJW

Results for any subcontracted analyses are not included in this section.

Analysis Results for 558077

558077-003 Analyte	Result	Qual	Units	RL	MDL	DF	Batch	Prepared	Analyzed	Chemist
Method: SM 4500-S2-D Prep Method: METHOD										
Sulfide	ND		mg/L	0.10		1	401739	04/23/26	04/23/26	TXC
Method: SM 5310B Prep Method: SM 5310B										
Total Organic Carbon	**1.0**		mg/L	1.0	0.49	1	401882	04/25/26	04/25/26	BDR
Method: SM2320B Prep Method: METHOD										
Alkalinity, Bicarbonate, as CaCO3	**100**		mg/L	5.0		2.5	402271	04/29/26	04/29/26	WWC
Alkalinity, Total as CaCO3	**100**		mg/L	5.0		2.5	402271	04/29/26	04/29/26	WWC
Method: SM2540C Prep Method: METHOD										
Total Dissolved Solids	**1,200**		mg/L	20		2	402206	04/29/26	04/30/26	JAG

Results for any subcontracted analyses are not included in this section.

Onterris ENTHALPY ANALYTICAL

Analysis Results for 558077

Sample ID: DW-21	Lab ID: 558077-004	Collected: 04/22/26 11:11
	Matrix: Water	

558077-004 Analyte	Result	Qual	Units	RL	MDL	DF	Batch	Prepared	Analyzed	Chemist
Method: EPA 300.0 Prep Method: METHOD										
Fluoride	**0.79**		mg/L	0.20	0.062	1	401714	04/23/26 14:30	04/23/26 22:36	KUM
Chloride	**55**		mg/L	1.0	0.27	1	401714	04/23/26 14:30	04/23/26 22:36	KUM
Bromide	**0.16**	J	mg/L	0.30	0.049	1	401714	04/23/26 14:30	04/23/26 22:36	KUM
Nitrogen, Nitrate	**0.10**	J	mg/L	0.10	0.05	1	401714	04/23/26 14:30	04/23/26 22:36	KUM
Sulfate	**120**		mg/L	10	2.6	10	401714	04/23/26 14:30	04/24/26 04:14	KUM
Method: EPA 350.1 Prep Method: METHOD										
Ammonia-N	ND		mg/L	0.10	0.068	1	401911	04/26/26	04/27/26	JAK
Method: EPA 410.4 Prep Method: EPA 410.4										
Chemical Oxygen Demand	**4.0**		mg/L	4.0	2.6	1	401861	04/25/26	04/25/26	ARM
Method: EPA 6010B Prep Method: EPA 3015A										
Boron	**0.26**		mg/L	0.050	0.0090	1	401737	04/23/26	04/23/26	SBW
Calcium	**3.7**		mg/L	0.10	0.0095	1	401737	04/23/26	04/23/26	SBW
Iron	**0.26**		mg/L	0.050	0.017	1	401737	04/23/26	04/23/26	SBW
Magnesium	**0.24**		mg/L	0.10	0.017	1	401737	04/23/26	04/23/26	SBW
Manganese	**0.0015**	J	mg/L	0.010	0.00075	1	401737	04/23/26	04/23/26	SBW
Potassium	**0.42**	J	mg/L	0.50	0.20	1	401737	04/23/26	04/23/26	SBW
Sodium	**140**		mg/L	0.50	0.017	1	401737	04/23/26	04/23/26	SBW
Method: EPA 8260B Prep Method: EPA 5030B										
Freon 12	ND		ug/L	1.0	0.1	1	402033	04/28/26	04/28/26	ZST
Chloromethane	ND		ug/L	1.0	0.2	1	402033	04/28/26	04/28/26	ZST
Vinyl Chloride	ND		ug/L	0.5	0.1	1	402033	04/28/26	04/28/26	ZST
1,1-Dichloroethene	ND		ug/L	0.5	0.08	1	402033	04/28/26	04/28/26	ZST
Methylene Chloride	ND		ug/L	10	0.2	1	402033	04/28/26	04/28/26	ZST
1,1-Dichloroethane	ND		ug/L	0.5	0.1	1	402033	04/28/26	04/28/26	ZST
cis-1,2-Dichloroethene	ND		ug/L	0.5	0.09	1	402033	04/28/26	04/28/26	ZST
1,2-Dichloroethane	ND		ug/L	0.5	0.1	1	402033	04/28/26	04/28/26	ZST
Benzene	ND		ug/L	0.5	0.1	1	402033	04/28/26	04/28/26	ZST
Trichloroethene	ND		ug/L	0.5	0.1	1	402033	04/28/26	04/28/26	ZST
Tetrachloroethene	ND		ug/L	0.5	0.1	1	402033	04/28/26	04/28/26	ZST
1,4-Dichlorobenzene	ND		ug/L	0.5	0.2	1	402033	04/28/26	04/28/26	ZST
Surrogates				**Limits**						
Dibromofluoromethane	100%		%REC	70-130		1	402033	04/28/26	04/28/26	ZST
1,2-Dichloroethane-d4	122%		%REC	70-130		1	402033	04/28/26	04/28/26	ZST
Toluene-d8	91%		%REC	70-130		1	402033	04/28/26	04/28/26	ZST
Bromofluorobenzene	96%		%REC	70-130		1	402033	04/28/26	04/28/26	ZST
Method: EPA 8270C-SIM Prep Method: EPA 3535										
1,4-Dioxane	ND		ug/L	1.0	0.84	1	402126	04/28/26	05/01/26	TJW
Surrogates				**Limits**						
1,4-Dioxane-d8 (SUR)	98%		%REC	80-120		1	402126	04/28/26	05/01/26	TJW

Results for any subcontracted analyses are not included in this section.

Analysis Results for 558077

558077-004 Analyte	Result	Qual	Units	RL	MDL	DF	Batch	Prepared	Analyzed	Chemist
Method: SM 4500-S2-D Prep Method: METHOD										
Sulfide	ND		mg/L	0.10		1	401739	04/23/26	04/23/26	TXC
Method: SM 5310B Prep Method: SM 5310B										
Total Organic Carbon	**1.9**		mg/L	1.0	0.49	1	401882	04/25/26	04/25/26	BDR
Method: SM2320B Prep Method: METHOD										
Alkalinity, Bicarbonate, as CaCO3	**130**		mg/L	5.0		2.5	402271	04/29/26	04/29/26	WWC
Alkalinity, Total as CaCO3	**130**		mg/L	5.0		2.5	402271	04/29/26	04/29/26	WWC
Method: SM2540C Prep Method: METHOD										
Total Dissolved Solids	**430**		mg/L	20		2	402206	04/29/26	04/30/26	JAG

Results for any subcontracted analyses are not included in this section.

Analysis Results for 558077

Sample ID: DW-18	Lab ID: 558077-005	Collected: 04/22/26 12:19
	Matrix: Water	

558077-005 Analyte	Result	Qual	Units	RL	MDL	DF	Batch	Prepared	Analyzed	Chemist
Method: EPA 300.0 Prep Method: METHOD										
Fluoride	**0.24**		mg/L	0.20	0.062	1	401714	04/23/26 14:30	04/23/26 23:55	KUM
Chloride	**110**		mg/L	1.0	0.27	1	401714	04/23/26 14:30	04/23/26 23:55	KUM
Bromide	**0.30**	J	mg/L	0.30	0.049	1	401714	04/23/26 14:30	04/23/26 23:55	KUM
Nitrogen, Nitrate	**2.3**		mg/L	0.10	0.05	1	401714	04/23/26 14:30	04/23/26 23:55	KUM
Sulfate	**350**		mg/L	10	2.6	10	401714	04/23/26 14:30	04/24/26 04:34	KUM
Method: EPA 350.1 Prep Method: METHOD										
Ammonia-N	ND		mg/L	0.10	0.068	1	401911	04/26/26	04/27/26	JAK
Method: EPA 410.4 Prep Method: EPA 410.4										
Chemical Oxygen Demand	**8.0**		mg/L	4.0	2.6	1	401861	04/25/26	04/25/26	ARM
Method: EPA 6010B Prep Method: EPA 3015A										
Boron	**0.33**		mg/L	0.050	0.0090	1	401737	04/23/26	04/23/26	SBW
Calcium	**26**		mg/L	0.10	0.0095	1	401737	04/23/26	04/23/26	SBW
Iron	ND		mg/L	0.050	0.017	1	401737	04/23/26	04/23/26	SBW
Magnesium	**2.2**		mg/L	0.10	0.017	1	401737	04/23/26	04/23/26	SBW
Manganese	ND		mg/L	0.010	0.00075	1	401737	04/23/26	04/23/26	SBW
Potassium	**1.5**		mg/L	0.50	0.20	1	401737	04/23/26	04/23/26	SBW
Sodium	**300**		mg/L	0.50	0.017	1	401737	04/23/26	04/23/26	SBW
Method: EPA 8260B Prep Method: EPA 5030B										
Freon 12	ND		ug/L	1.0	0.1	1	402033	04/28/26	04/28/26	ZST
Chloromethane	ND		ug/L	1.0	0.2	1	402033	04/28/26	04/28/26	ZST
Vinyl Chloride	ND		ug/L	0.5	0.1	1	402033	04/28/26	04/28/26	ZST
1,1-Dichloroethene	ND		ug/L	0.5	0.08	1	402033	04/28/26	04/28/26	ZST
Methylene Chloride	ND		ug/L	10	0.2	1	402033	04/28/26	04/28/26	ZST
1,1-Dichloroethane	ND		ug/L	0.5	0.1	1	402033	04/28/26	04/28/26	ZST
cis-1,2-Dichloroethene	ND		ug/L	0.5	0.09	1	402033	04/28/26	04/28/26	ZST
1,2-Dichloroethane	ND		ug/L	0.5	0.1	1	402033	04/28/26	04/28/26	ZST
Benzene	ND		ug/L	0.5	0.1	1	402033	04/28/26	04/28/26	ZST
Trichloroethene	ND		ug/L	0.5	0.1	1	402033	04/28/26	04/28/26	ZST
Tetrachloroethene	ND		ug/L	0.5	0.1	1	402033	04/28/26	04/28/26	ZST
1,4-Dichlorobenzene	ND		ug/L	0.5	0.2	1	402033	04/28/26	04/28/26	ZST
Surrogates				**Limits**						
Dibromofluoromethane	99%		%REC	70-130		1	402033	04/28/26	04/28/26	ZST
1,2-Dichloroethane-d4	121%		%REC	70-130		1	402033	04/28/26	04/28/26	ZST
Toluene-d8	92%		%REC	70-130		1	402033	04/28/26	04/28/26	ZST
Bromofluorobenzene	96%		%REC	70-130		1	402033	04/28/26	04/28/26	ZST
Method: EPA 8270C-SIM Prep Method: EPA 3535										
1,4-Dioxane	ND		ug/L	1.0	0.84	1	402126	04/28/26	05/01/26	TJW
Surrogates				**Limits**						
1,4-Dioxane-d8 (SUR)	101%		%REC	80-120		1	402126	04/28/26	05/01/26	TJW

Results for any subcontracted analyses are not included in this section.

Analysis Results for 558077

558077-005 Analyte	Result	Qual	Units	RL	MDL	DF	Batch	Prepared	Analyzed	Chemist
Method: SM 4500-S2-D Prep Method: METHOD										
Sulfide	ND		mg/L	0.10		1	401827	04/24/26	04/24/26	TXC
Method: SM 5310B Prep Method: SM 5310B										
Total Organic Carbon	**5.8**		mg/L	1.0	0.49	1	401882	04/25/26	04/25/26	BDR
Method: SM2320B Prep Method: METHOD										
Alkalinity, Bicarbonate, as CaCO3	**250**		mg/L	5.0		2.5	402271	04/29/26	04/29/26	WWC
Alkalinity, Total as CaCO3	**250**		mg/L	5.0		2.5	402271	04/29/26	04/29/26	WWC
Method: SM2540C Prep Method: METHOD										
Total Dissolved Solids	**980**		mg/L	20		2	402206	04/29/26	04/30/26	JAG

Sample ID: QCFB **Lab ID: 558077-006** **Collected: 04/22/26 09:02**
Matrix: Water

558077-006 Analyte	Result	Qual	Units	RL	MDL	DF	Batch	Prepared	Analyzed	Chemist
Method: EPA 8260B Prep Method: EPA 5030B										
Freon 12	ND		ug/L	1.0	0.1	1	401959	04/27/26	04/27/26	LYZ
Chloromethane	ND		ug/L	1.0	0.1	1	401959	04/27/26	04/27/26	LYZ
Vinyl Chloride	ND		ug/L	0.5	0.09	1	401959	04/27/26	04/27/26	LYZ
1,1-Dichloroethene	ND		ug/L	0.5	0.1	1	401959	04/27/26	04/27/26	LYZ
Methylene Chloride	**0.3**	J	ug/L	10	0.1	1	401959	04/27/26	04/27/26	LYZ
1,1-Dichloroethane	ND		ug/L	0.5	0.1	1	401959	04/27/26	04/27/26	LYZ
cis-1,2-Dichloroethene	ND		ug/L	0.5	0.09	1	401959	04/27/26	04/27/26	LYZ
1,2-Dichloroethane	ND		ug/L	0.5	0.1	1	401959	04/27/26	04/27/26	LYZ
Benzene	ND		ug/L	0.5	0.06	1	401959	04/27/26	04/27/26	LYZ
Trichloroethene	ND		ug/L	0.5	0.07	1	401959	04/27/26	04/27/26	LYZ
Tetrachloroethene	ND		ug/L	0.5	0.08	1	401959	04/27/26	04/27/26	LYZ
1,4-Dichlorobenzene	ND		ug/L	0.5	0.09	1	401959	04/27/26	04/27/26	LYZ
Surrogates				**Limits**						
Dibromofluoromethane	102%		%REC	70-130		1	401959	04/27/26	04/27/26	LYZ
1,2-Dichloroethane-d4	100%		%REC	70-130		1	401959	04/27/26	04/27/26	LYZ
Toluene-d8	101%		%REC	70-130		1	401959	04/27/26	04/27/26	LYZ
Bromofluorobenzene	98%		%REC	70-130		1	401959	04/27/26	04/27/26	LYZ

Results for any subcontracted analyses are not included in this section.

Analysis Results for 558077

Sample ID: QCTB	Lab ID: 558077-007	Collected: 04/22/26
	Matrix: Water	

558077-007 Analyte	Result	Qual	Units	RL	MDL	DF	Batch	Prepared	Analyzed	Chemist
Method: EPA 8260B Prep Method: EPA 5030B										
Freon 12	ND		ug/L	1.0	0.1	1	401959	04/27/26	04/27/26	LYZ
Chloromethane	ND		ug/L	1.0	0.1	1	401959	04/27/26	04/27/26	LYZ
Vinyl Chloride	ND		ug/L	0.5	0.09	1	401959	04/27/26	04/27/26	LYZ
1,1-Dichloroethene	ND		ug/L	0.5	0.1	1	401959	04/27/26	04/27/26	LYZ
Methylene Chloride	**0.4**	J	ug/L	10	0.1	1	401959	04/27/26	04/27/26	LYZ
1,1-Dichloroethane	ND		ug/L	0.5	0.1	1	401959	04/27/26	04/27/26	LYZ
cis-1,2-Dichloroethene	ND		ug/L	0.5	0.09	1	401959	04/27/26	04/27/26	LYZ
1,2-Dichloroethane	ND		ug/L	0.5	0.1	1	401959	04/27/26	04/27/26	LYZ
Benzene	ND		ug/L	0.5	0.06	1	401959	04/27/26	04/27/26	LYZ
Trichloroethene	ND		ug/L	0.5	0.07	1	401959	04/27/26	04/27/26	LYZ
Tetrachloroethene	ND		ug/L	0.5	0.08	1	401959	04/27/26	04/27/26	LYZ
1,4-Dichlorobenzene	ND		ug/L	0.5	0.09	1	401959	04/27/26	04/27/26	LYZ
Surrogates				**Limits**						
Dibromofluoromethane	100%		%REC	70-130		1	401959	04/27/26	04/27/26	LYZ
1,2-Dichloroethane-d4	99%		%REC	70-130		1	401959	04/27/26	04/27/26	LYZ
Toluene-d8	102%		%REC	70-130		1	401959	04/27/26	04/27/26	LYZ
Bromofluorobenzene	99%		%REC	70-130		1	401959	04/27/26	04/27/26	LYZ

J Estimated value
ND Not Detected

Results for any subcontracted analyses are not included in this section.

Batch QC

Type: Blank	Lab ID: QC1363255	Batch: 401714
Matrix: Water	Method: EPA 300.0	Prep Method: METHOD

QC1363255 Analyte	Result	Qual	Units	RL	MDL	Prepared	Analyzed
Fluoride	ND		mg/L	0.20	0.062	04/23/26 14:30	04/23/26 19:37
Chloride	ND		mg/L	1.0	0.27	04/23/26 14:30	04/23/26 19:37
Bromide	ND		mg/L	0.30	0.049	04/23/26 14:30	04/23/26 19:37
Nitrogen, Nitrate	ND		mg/L	0.10	0.05	04/23/26 14:30	04/23/26 19:37
Sulfate	ND		mg/L	1.0	0.26	04/23/26 14:30	04/23/26 19:37

Type: Lab Control Sample	Lab ID: QC1363256	Batch: 401714
Matrix: Water	Method: EPA 300.0	Prep Method: METHOD

QC1363256 Analyte	Result	Spiked	Units	Recovery	Qual	Limits
Fluoride	9.918	10.00	mg/L	99%		90-110
Chloride	47.86	50.00	mg/L	96%		90-110
Bromide	15.00	15.00	mg/L	100%		90-110
Nitrogen, Nitrate	4.487	4.518	mg/L	99%		90-110
Sulfate	25.13	25.00	mg/L	101%		90-110

Type: Matrix Spike	Lab ID: QC1363257	Batch: 401714
Matrix (Source ID): Water (558166-001)	Method: EPA 300.0	Prep Method: METHOD

QC1363257 Analyte	Result	Source Sample Result	Spiked	Units	Recovery	Qual	Limits	DF
Fluoride	20.62	0.09633	20.00	mg/L	103%		80-129	1
Chloride	235.4	147.2	100.0	mg/L	88%	E	80-123	1
Bromide	15.60	0.6640	15.00	mg/L	100%		80-121	1
Nitrogen, Nitrate	9.816	0.7781	9.036	mg/L	100%		80-123	1
Sulfate	144.4	98.68	50.00	mg/L	91%	E	79-124	1

Type: Matrix Spike Duplicate	Lab ID: QC1363258	Batch: 401714
Matrix (Source ID): Water (558166-001)	Method: EPA 300.0	Prep Method: METHOD

QC1363258 Analyte	Result	Source Sample Result	Spiked	Units	Recovery	Qual	Limits	RPD	RPD Lim	DF
Fluoride	20.70	0.09633	20.00	mg/L	103%		80-129	0	21	1
Chloride	236.3	147.2	100.0	mg/L	89%	E	80-123		20	1
Bromide	15.79	0.6640	15.00	mg/L	101%		80-121	1	20	1
Nitrogen, Nitrate	9.915	0.7781	9.036	mg/L	101%		80-123	1	20	1
Sulfate	144.8	98.68	50.00	mg/L	92%	E	79-124		20	1

Onterris ENTHALPY ANALYTICAL

Batch QC

Type:	Matrix Spike	Lab ID:	QC1363264	Batch:	401714
Matrix (Source ID):	Water (558190-001)	Method:	EPA 300.0	Prep Method:	METHOD

QC1363264 Analyte	Result	Source Sample Result	Spiked	Units	Recovery	Qual	Limits	DF
Fluoride	20.88	ND	20.00	mg/L	104%		80-129	1
Chloride	108.2	4.403	100.0	mg/L	104%		80-123	1
Bromide	15.18	ND	15.00	mg/L	101%		80-121	1
Nitrogen, Nitrate	9.216	ND	9.036	mg/L	102%		80-123	1
Sulfate	58.62	7.620	50.00	mg/L	102%		79-124	1

Type:	Matrix Spike Duplicate	Lab ID:	QC1363265	Batch:	401714
Matrix (Source ID):	Water (558190-001)	Method:	EPA 300.0	Prep Method:	METHOD

QC1363265 Analyte	Result	Source Sample Result	Spiked	Units	Recovery	Qual	Limits	RPD	RPD Lim	DF
Fluoride	22.02	ND	20.00	mg/L	110%		80-129	5	21	1
Chloride	111.6	4.403	100.0	mg/L	107%		80-123	3	20	1
Bromide	15.66	ND	15.00	mg/L	104%		80-121	3	20	1
Nitrogen, Nitrate	9.543	ND	9.036	mg/L	106%		80-123	3	20	1
Sulfate	63.46	7.620	50.00	mg/L	112%		79-124	8	20	1

Type:	Blank	Lab ID:	QC1363988	Batch:	401911
Matrix:	Water	Method:	EPA 350.1	Prep Method:	METHOD

QC1363988 Analyte	Result	Qual	Units	RL	MDL	Prepared	Analyzed
Ammonia-N	ND		mg/L	0.10	0.068	04/26/26	04/27/26

Type:	Lab Control Sample	Lab ID:	QC1363989	Batch:	401911
Matrix:	Water	Method:	EPA 350.1	Prep Method:	METHOD

QC1363989 Analyte	Result	Spiked	Units	Recovery	Qual	Limits
Ammonia-N	0.9559	1.000	mg/L	96%		90-110

Type:	Matrix Spike	Lab ID:	QC1363990	Batch:	401911
Matrix (Source ID):	Water (558077-001)	Method:	EPA 350.1	Prep Method:	METHOD

QC1363990 Analyte	Result	Source Sample Result	Spiked	Units	Recovery	Qual	Limits	DF
Ammonia-N	1.011	ND	1.000	mg/L	101%		90-110	1

Batch QC

Type:	**Matrix Spike Duplicate**	**Lab ID:**	**QC1363991**
Batch:	**401911**		
Matrix (Source ID):	**Water (558077-001)**	**Method:**	**EPA 350.1**
Prep Method:	**METHOD**		

QC1363991 Analyte	Result	Source Sample Result	Spiked	Units	Recovery	Qual	Limits	RPD	RPD Lim	DF
Ammonia-N	0.9937	ND	1.000	mg/L	99%		90-110	2	20	1

Type:	**Matrix Spike**	**Lab ID:**	**QC1363992**
Batch:	**401911**		
Matrix (Source ID):	**Water (558077-002)**	**Method:**	**EPA 350.1**
Prep Method:	**METHOD**		

QC1363992 Analyte	Result	Source Sample Result	Spiked	Units	Recovery	Qual	Limits	DF
Ammonia-N	1.039	ND	1.000	mg/L	104%		90-110	1

Type:	**Matrix Spike Duplicate**	**Lab ID:**	**QC1363993**
Batch:	**401911**		
Matrix (Source ID):	**Water (558077-002)**	**Method:**	**EPA 350.1**
Prep Method:	**METHOD**		

QC1363993 Analyte	Result	Source Sample Result	Spiked	Units	Recovery	Qual	Limits	RPD	RPD Lim	DF
Ammonia-N	1.052	ND	1.000	mg/L	105%		90-110	1	20	1

Type:	**Blank**	**Lab ID:**	**QC1363783**
Batch:	**401861**		
Matrix:	**Water**	**Method:**	**EPA 410.4**
Prep Method:	**EPA 410.4**		

QC1363783 Analyte	Result	Qual	Units	RL	MDL	Prepared	Analyzed
Chemical Oxygen Demand	ND		mg/L	4.0	2.6	04/25/26	04/25/26

Type:	**Lab Control Sample**	**Lab ID:**	**QC1363784**
Batch:	**401861**		
Matrix:	**Water**	**Method:**	**EPA 410.4**
Prep Method:	**EPA 410.4**		

QC1363784 Analyte	Result	Spiked	Units	Recovery	Qual	Limits
Chemical Oxygen Demand	100.0	100.0	mg/L	100%		90-110

Type:	**Matrix Spike**	**Lab ID:**	**QC1363785**
Batch:	**401861**		
Matrix (Source ID):	**Water (558025-001)**	**Method:**	**EPA 410.4**
Prep Method:	**EPA 410.4**		

QC1363785 Analyte	Result	Source Sample Result	Spiked	Units	Recovery	Qual	Limits	DF
Chemical Oxygen Demand	132.0	25.00	100.0	mg/L	107%		75-125	2

Batch QC

Type:	Matrix Spike Duplicate	Lab ID:	QC1363786	Batch:	401861
Matrix (Source ID):	Water (558025-001)	Method:	EPA 410.4	Prep Method:	EPA 410.4

QC1363786 Analyte	Result	Source Sample Result	Spiked	Units	Recovery	Qual	Limits	RPD	RPD Lim	DF
Chemical Oxygen Demand	132.0	25.00	100.0	mg/L	107%		75-125	0	20	2

Type:	Matrix Spike	Lab ID:	QC1363787	Batch:	401861
Matrix (Source ID):	Water (558077-001)	Method:	EPA 410.4	Prep Method:	EPA 410.4

QC1363787 Analyte	Result	Source Sample Result	Spiked	Units	Recovery	Qual	Limits	DF
Chemical Oxygen Demand	122.0	27.00	100.0	mg/L	95%		75-125	2

Type:	Matrix Spike Duplicate	Lab ID:	QC1363788	Batch:	401861
Matrix (Source ID):	Water (558077-001)	Method:	EPA 410.4	Prep Method:	EPA 410.4

QC1363788 Analyte	Result	Source Sample Result	Spiked	Units	Recovery	Qual	Limits	RPD	RPD Lim	DF
Chemical Oxygen Demand	128.0	27.00	100.0	mg/L	101%		75-125	5	20	2

Type:	Blank	Lab ID:	QC1363323	Batch:	401737
Matrix:	Water	Method:	EPA 6010B	Prep Method:	EPA 3015A

QC1363323 Analyte	Result	Qual	Units	RL	MDL	Prepared	Analyzed
Boron	ND		mg/L	0.050	0.0090	04/23/26	04/23/26
Calcium	ND		mg/L	0.10	0.0095	04/23/26	04/23/26
Iron	ND		mg/L	0.050	0.017	04/23/26	04/23/26
Magnesium	ND		mg/L	0.10	0.017	04/23/26	04/23/26
Manganese	ND		mg/L	0.010	0.00075	04/23/26	04/23/26
Potassium	ND		mg/L	0.50	0.20	04/23/26	04/23/26
Sodium	ND		mg/L	0.50	0.017	04/23/26	04/23/26

Type:	Lab Control Sample	Lab ID:	QC1363324	Batch:	401737
Matrix:	Water	Method:	EPA 6010B	Prep Method:	EPA 3015A

QC1363324 Analyte	Result	Spiked	Units	Recovery	Qual	Limits
Boron	0.3644	0.4000	mg/L	91%		80-120
Calcium	19.43	20.40	mg/L	95%		80-120
Iron	0.3883	0.4000	mg/L	97%		80-120
Magnesium	19.69	20.40	mg/L	97%		80-120
Manganese	0.3921	0.4000	mg/L	98%		80-120
Potassium	22.28	24.00	mg/L	93%		80-120
Sodium	18.94	20.40	mg/L	93%		80-120

Batch QC

Type:	**Matrix Spike**	**Lab ID:**	**QC1363325**	**Batch:**	**401737**
Matrix (Source ID):	**Water (558163-001)**	**Method:**	**EPA 6010B**	**Prep Method:**	**EPA 3015A**

QC1363325 Analyte	Result	Source Sample Result	Spiked	Units	Recovery	Qual	Limits	DF
Boron	0.6049	0.2303	0.4000	mg/L	94%		75-125	1
Calcium	115.5	97.01	20.40	mg/L	91%	NM	75-125	1
Iron	2.227	1.777	0.4000	mg/L	112%	NM	75-125	1
Magnesium	51.24	31.74	20.40	mg/L	96%		75-125	1
Manganese	0.4217	0.03918	0.4000	mg/L	96%		75-125	1
Potassium	27.23	4.222	24.00	mg/L	96%		75-125	1
Sodium	230.6	212.6	20.40	mg/L	88%	NM	75-125	1

Type:	**Matrix Spike Duplicate**	**Lab ID:**	**QC1363326**	**Batch:**	**401737**
Matrix (Source ID):	**Water (558163-001)**	**Method:**	**EPA 6010B**	**Prep Method:**	**EPA 3015A**

QC1363326 Analyte	Result	Source Sample Result	Spiked	Units	Recovery	Qual	Limits	RPD	RPD Lim	DF
Boron	0.6020	0.2303	0.4000	mg/L	93%		75-125	0	20	1
Calcium	115.0	97.01	20.40	mg/L	88%	NM	75-125	0	20	1
Iron	2.184	1.777	0.4000	mg/L	102%	NM	75-125	2	22	1
Magnesium	50.78	31.74	20.40	mg/L	93%		75-125	1	20	1
Manganese	0.4177	0.03918	0.4000	mg/L	95%		75-125	1	20	1
Potassium	26.86	4.222	24.00	mg/L	94%		75-125	1	20	1
Sodium	229.9	212.6	20.40	mg/L	85%	NM	75-125	0	20	1

Type:	**Matrix Spike**	**Lab ID:**	**QC1363327**	**Batch:**	**401737**
Matrix (Source ID):	**Water (558166-001)**	**Method:**	**EPA 6010B**	**Prep Method:**	**EPA 3015A**

QC1363327 Analyte	Result	Source Sample Result	Spiked	Units	Recovery	Qual	Limits	DF
Boron	0.5721	0.1946	0.4000	mg/L	94%		75-125	1
Calcium	163.9	146.5	20.40	mg/L	85%	NM	75-125	1
Iron	0.8585	0.4377	0.4000	mg/L	105%		75-125	1
Magnesium	68.44	49.31	20.40	mg/L	94%		75-125	1
Manganese	0.5573	0.1730	0.4000	mg/L	96%		75-125	1
Potassium	27.56	4.157	24.00	mg/L	97%		75-125	1
Sodium	268.2	251.7	20.40	mg/L	81%	NM	75-125	1

Batch QC

Type:	Matrix Spike Duplicate	Lab ID:	QC1363328	Batch:	401737
Matrix (Source ID):	Water (558166-001)	Method:	EPA 6010B	Prep Method:	EPA 3015A

QC1363328 Analyte	Result	Source Sample Result	Spiked	Units	Recovery	Qual	Limits	RPD	RPD Lim	DF
Boron	0.5706	0.1946	0.4000	mg/L	94%		75-125	0	20	1
Calcium	165.1	146.5	20.40	mg/L	91%	NM	75-125	1	20	1
Iron	0.8583	0.4377	0.4000	mg/L	105%		75-125	0	22	1
Magnesium	68.82	49.31	20.40	mg/L	96%		75-125	1	20	1
Manganese	0.5542	0.1730	0.4000	mg/L	95%		75-125	1	20	1
Potassium	27.47	4.157	24.00	mg/L	97%		75-125	0	20	1
Sodium	270.6	251.7	20.40	mg/L	93%	NM	75-125	1	20	1

Type:	Serial Dilution	Lab ID:	QC1363371	Batch:	401737
Matrix (Source ID):	Water (558163-001)	Method:	EPA 6010B	Prep Method:	EPA 3015A

QC1363371 Analyte	Result	Source Sample Result	Units	Qual	RPD	RPD Lim	DF
Boron	0.2135	0.2303	mg/L	J			5
Calcium	97.44	97.01	mg/L				5
Iron	1.782	1.777	mg/L				5
Magnesium	32.03	31.74	mg/L				5
Manganese	0.03836	0.03918	mg/L	J			5
Potassium	3.885	4.222	mg/L				5
Sodium	214.5	212.6	mg/L				5

Type:	Blank	Lab ID:	QC1364193	Batch:	401959
Matrix:	Water	Method:	EPA 8260B	Prep Method:	EPA 5030B

QC1364193 Analyte	Result	Qual	Units	RL	MDL	Prepared	Analyzed
Freon 12	ND		ug/L	1.0	0.1	04/27/26	04/27/26
Chloromethane	ND		ug/L	1.0	0.1	04/27/26	04/27/26
Vinyl Chloride	ND		ug/L	0.5	0.09	04/27/26	04/27/26
1,1-Dichloroethene	ND		ug/L	0.5	0.1	04/27/26	04/27/26
Methylene Chloride	ND		ug/L	10	0.1	04/27/26	04/27/26
1,1-Dichloroethane	ND		ug/L	0.5	0.1	04/27/26	04/27/26
cis-1,2-Dichloroethene	ND		ug/L	0.5	0.09	04/27/26	04/27/26
1,2-Dichloroethane	ND		ug/L	0.5	0.1	04/27/26	04/27/26
Benzene	ND		ug/L	0.5	0.06	04/27/26	04/27/26
Trichloroethene	ND		ug/L	0.5	0.07	04/27/26	04/27/26
Tetrachloroethene	ND		ug/L	0.5	0.08	04/27/26	04/27/26
1,4-Dichlorobenzene	ND		ug/L	0.5	0.09	04/27/26	04/27/26
Surrogates				**Limits**			
Dibromofluoromethane	101%		%REC	70-130		04/27/26	04/27/26
1,2-Dichloroethane-d4	97%		%REC	70-130		04/27/26	04/27/26
Toluene-d8	101%		%REC	70-130		04/27/26	04/27/26
Bromofluorobenzene	98%		%REC	70-130		04/27/26	04/27/26

Batch QC

Type:	**Matrix Spike**	**Lab ID:**	**QC1364252**	**Batch:**	**401959**
Matrix (Source ID):	**Water (558064-006)**	**Method:**	**EPA 8260B**	**Prep Method:**	**EPA 5030B**

QC1364252 Analyte	Result	Source Sample Result	Spiked	Units	Recovery	Qual	Limits	DF
1,1-Dichloroethene	22.82	ND	20.00	ug/L	114%		62-131	1
MTBE	22.55	ND	20.00	ug/L	113%		61-124	1
Benzene	21.69	0.1085	20.00	ug/L	108%		70-123	1
Trichloroethene	23.01	ND	20.00	ug/L	115%		65-131	1
Toluene	21.74	ND	20.00	ug/L	109%		69-120	1
Chlorobenzene	22.38	ND	20.00	ug/L	112%		72-121	1
Surrogates								
Dibromofluoromethane	52.49		50.00	ug/L	105%		70-130	1
1,2-Dichloroethane-d4	51.08		50.00	ug/L	102%		70-130	1
Toluene-d8	49.29		50.00	ug/L	99%		70-130	1
Bromofluorobenzene	49.77		50.00	ug/L	100%		70-130	1

Type:	**Matrix Spike Duplicate**	**Lab ID:**	**QC1364253**	**Batch:**	**401959**
Matrix (Source ID):	**Water (558064-006)**	**Method:**	**EPA 8260B**	**Prep Method:**	**EPA 5030B**

QC1364253 Analyte	Result	Source Sample Result	Spiked	Units	Recovery	Qual	Limits	RPD	RPD Lim	DF
1,1-Dichloroethene	21.57	ND	20.00	ug/L	108%		62-131	6	31	1
MTBE	22.00	ND	20.00	ug/L	110%		61-124	2	30	1
Benzene	21.52	0.1085	20.00	ug/L	107%		70-123	1	31	1
Trichloroethene	22.36	ND	20.00	ug/L	112%		65-131	3	31	1
Toluene	21.87	ND	20.00	ug/L	109%		69-120	1	29	1
Chlorobenzene	22.91	ND	20.00	ug/L	115%		72-121	2	29	1
Surrogates										
Dibromofluoromethane	52.32		50.00	ug/L	105%		70-130			1
1,2-Dichloroethane-d4	50.97		50.00	ug/L	102%		70-130			1
Toluene-d8	50.45		50.00	ug/L	101%		70-130			1
Bromofluorobenzene	49.10		50.00	ug/L	98%		70-130			1

Type:	**Lab Control Sample**	**Lab ID:**	**QC1364341**	**Batch:**	**401959**
Matrix:	**Water**	**Method:**	**EPA 8260B**	**Prep Method:**	**EPA 5030B**

QC1364341 Analyte	Result	Spiked	Units	Recovery	Qual	Limits
1,1-Dichloroethene	48.93	50.00	ug/L	98%		69-128
MTBE	52.35	50.00	ug/L	105%		66-125
Benzene	50.62	50.00	ug/L	101%		76-121
Trichloroethene	51.75	50.00	ug/L	104%		76-124
Toluene	51.55	50.00	ug/L	103%		76-120
Chlorobenzene	52.85	50.00	ug/L	106%		78-120
Surrogates						
Dibromofluoromethane	51.39	50.00	ug/L	103%		70-130
1,2-Dichloroethane-d4	51.59	50.00	ug/L	103%		70-130
Toluene-d8	50.29	50.00	ug/L	101%		70-130
Bromofluorobenzene	49.21	50.00	ug/L	98%		70-130

Batch QC

Type: Lab Control Sample	Lab ID: QC1364477	Batch: 402033
Matrix: Water	Method: EPA 8260B	Prep Method: EPA 5030B

QC1364477 Analyte	Result	Spiked	Units	Recovery	Qual	Limits
1,1-Dichloroethene	55.55	50.00	ug/L	111%		69-128
MTBE	57.26	50.00	ug/L	115%		66-125
Benzene	54.89	50.00	ug/L	110%		76-121
Trichloroethene	43.36	50.00	ug/L	87%		76-124
Toluene	46.94	50.00	ug/L	94%		76-120
Chlorobenzene	46.06	50.00	ug/L	92%		78-120
Surrogates						
Dibromofluoromethane	50.60	50.00	ug/L	101%		70-130
1,2-Dichloroethane-d4	58.16	50.00	ug/L	116%		70-130
Toluene-d8	46.04	50.00	ug/L	92%		70-130
Bromofluorobenzene	49.11	50.00	ug/L	98%		70-130

Type: Lab Control Sample Duplicate	Lab ID: QC1364478	Batch: 402033
Matrix: Water	Method: EPA 8260B	Prep Method: EPA 5030B

QC1364478 Analyte	Result	Spiked	Units	Recovery	Qual	Limits	RPD	RPD Lim
1,1-Dichloroethene	56.59	50.00	ug/L	113%		69-128	2	23
MTBE	60.26	50.00	ug/L	121%		66-125	5	22
Benzene	56.06	50.00	ug/L	112%		76-121	2	21
Trichloroethene	45.01	50.00	ug/L	90%		76-124	4	22
Toluene	48.92	50.00	ug/L	98%		76-120	4	21
Chlorobenzene	48.53	50.00	ug/L	97%		78-120	5	20
Surrogates								
Dibromofluoromethane	50.07	50.00	ug/L	100%		70-130		
1,2-Dichloroethane-d4	56.88	50.00	ug/L	114%		70-130		
Toluene-d8	46.41	50.00	ug/L	93%		70-130		
Bromofluorobenzene	48.67	50.00	ug/L	97%		70-130		

Type: Matrix Spike	Lab ID: QC1364509	Batch: 402033
Matrix (Source ID): Water (558166-001)	Method: EPA 8260B	Prep Method: EPA 5030B

QC1364509 Analyte	Result	Source Sample Result	Spiked	Units	Recovery	Qual	Limits	DF
1,1-Dichloroethene	18.05	ND	20.00	ug/L	90%		62-131	1
MTBE	19.85	ND	20.00	ug/L	99%		61-124	1
Benzene	17.67	ND	20.00	ug/L	88%		70-123	1
Trichloroethene	15.03	1.883	20.00	ug/L	66%		65-131	1
Toluene	15.24	ND	20.00	ug/L	76%		69-120	1
Chlorobenzene	15.28	ND	20.00	ug/L	76%		72-121	1
Surrogates								
Dibromofluoromethane	49.61		50.00	ug/L	99%		70-130	1
1,2-Dichloroethane-d4	59.34		50.00	ug/L	119%		70-130	1
Toluene-d8	45.82		50.00	ug/L	92%		70-130	1
Bromofluorobenzene	47.92		50.00	ug/L	96%		70-130	1

Batch QC

Type:	Matrix Spike Duplicate	Lab ID:	QC1364510	Batch:	402033
Matrix (Source ID):	Water (558166-001)	Method:	EPA 8260B	Prep Method:	EPA 5030B

QC1364510 Analyte	Result	Source Sample Result	Spiked	Units	Recovery	Qual	Limits	RPD	RPD Lim	DF
1,1-Dichloroethene	17.97	ND	20.00	ug/L	90%		62-131	0	31	1
MTBE	20.20	ND	20.00	ug/L	101%		61-124	2	30	1
Benzene	18.00	ND	20.00	ug/L	90%		70-123	2	31	1
Trichloroethene	15.51	1.883	20.00	ug/L	68%		65-131	3	31	1
Toluene	15.62	ND	20.00	ug/L	78%		69-120	2	29	1
Chlorobenzene	15.71	ND	20.00	ug/L	79%		72-121	3	29	1
Surrogates										
Dibromofluoromethane	50.13		50.00	ug/L	100%		70-130			1
1,2-Dichloroethane-d4	60.88		50.00	ug/L	122%		70-130			1
Toluene-d8	46.36		50.00	ug/L	93%		70-130			1
Bromofluorobenzene	49.66		50.00	ug/L	99%		70-130			1

Type:	Blank	Lab ID:	QC1364512	Batch:	402033
Matrix:	Water	Method:	EPA 8260B	Prep Method:	EPA 5030B

QC1364512 Analyte	Result	Qual	Units	RL	MDL	Prepared	Analyzed
Freon 12	ND		ug/L	1.0	0.1	04/27/26	04/27/26
Chloromethane	ND		ug/L	1.0	0.2	04/27/26	04/27/26
Vinyl Chloride	ND		ug/L	0.5	0.1	04/27/26	04/27/26
1,1-Dichloroethene	ND		ug/L	0.5	0.08	04/27/26	04/27/26
Methylene Chloride	ND		ug/L	10	0.2	04/27/26	04/27/26
1,1-Dichloroethane	ND		ug/L	0.5	0.1	04/27/26	04/27/26
cis-1,2-Dichloroethene	ND		ug/L	0.5	0.09	04/27/26	04/27/26
1,2-Dichloroethane	ND		ug/L	0.5	0.1	04/27/26	04/27/26
Benzene	ND		ug/L	0.5	0.1	04/27/26	04/27/26
Trichloroethene	ND		ug/L	0.5	0.1	04/27/26	04/27/26
Tetrachloroethene	ND		ug/L	0.5	0.1	04/27/26	04/27/26
1,4-Dichlorobenzene	ND		ug/L	0.5	0.2	04/27/26	04/27/26
Surrogates				**Limits**			
Dibromofluoromethane	98%		%REC	70-130		04/27/26	04/27/26
1,2-Dichloroethane-d4	118%		%REC	70-130		04/27/26	04/27/26
Toluene-d8	93%		%REC	70-130		04/27/26	04/27/26
Bromofluorobenzene	94%		%REC	70-130		04/27/26	04/27/26

Type:	Blank	Lab ID:	QC1364853	Batch:	402126
Matrix:	Water	Method:	EPA 8270C-SIM	Prep Method:	EPA 3535

QC1364853 Analyte	Result	Qual	Units	RL	MDL	Prepared	Analyzed
1,4-Dioxane	ND		ug/L	1.0	0.84	04/28/26	05/01/26
Surrogates				**Limits**			
1,4-Dioxane-d8 (SUR)	101%		%REC	80-120		04/28/26	05/01/26

Batch QC

Type: Lab Control Sample	Lab ID: QC1364854	Batch: 402126
Matrix: Water	Method: EPA 8270C-SIM	Prep Method: EPA 3535

QC1364854 Analyte	Result	Spiked	Units	Recovery	Qual	Limits
1,4-Dioxane	9.804	10.00	ug/L	98%		79-120
Surrogates						
1,4-Dioxane-d8 (SUR)	10.24	10.00	ug/L	102%		80-120

Type: Lab Control Sample Duplicate	Lab ID: QC1364855	Batch: 402126
Matrix: Water	Method: EPA 8270C-SIM	Prep Method: EPA 3535

QC1364855 Analyte	Result	Spiked	Units	Recovery	Qual	Limits	RPD	RPD Lim
1,4-Dioxane	10.22	10.00	ug/L	102%		79-120	4	20
Surrogates								
1,4-Dioxane-d8 (SUR)	10.31	10.00	ug/L	103%		80-120		

Type: Blank	Lab ID: QC1363663	Batch: 401827
Matrix: Water	Method: SM 4500-S2-D	Prep Method: METHOD

QC1363663 Analyte	Result	Qual	Units	RL	MDL	Prepared	Analyzed
Sulfide	ND		mg/L	0.10		04/24/26	04/24/26

Type: Lab Control Sample	Lab ID: QC1363664	Batch: 401827
Matrix: Water	Method: SM 4500-S2-D	Prep Method: METHOD

QC1363664 Analyte	Result	Spiked	Units	Recovery	Qual	Limits
Sulfide	0.9000	1.000	mg/L	90%		90-110

Type: Matrix Spike	Lab ID: QC1363665	Batch: 401827
Matrix (Source ID): Water (558166-001)	Method: SM 4500-S2-D	Prep Method: METHOD

QC1363665 Analyte	Result	Source Sample Result	Spiked	Units	Recovery	Qual	Limits	DF
Sulfide	0.8000	ND	1.000	mg/L	80%		80-120	1

Type: Matrix Spike Duplicate	Lab ID: QC1363666	Batch: 401827
Matrix (Source ID): Water (558166-001)	Method: SM 4500-S2-D	Prep Method: METHOD

QC1363666 Analyte	Result	Source Sample Result	Spiked	Units	Recovery	Qual	Limits	RPD	RPD Lim	DF
Sulfide	0.8000	ND	1.000	mg/L	80%		80-120	0	20	1

Batch QC

Type: Blank	Lab ID: QC1363334	Batch: 401739
Matrix: Water	Method: SM 4500-S2-D	Prep Method: METHOD

QC1363334 Analyte	Result	Qual	Units	RL	MDL	Prepared	Analyzed
Sulfide	ND		mg/L	0.10		04/23/26	04/23/26

Type: Lab Control Sample	Lab ID: QC1363335	Batch: 401739
Matrix: Water	Method: SM 4500-S2-D	Prep Method: METHOD

QC1363335 Analyte	Result	Spiked	Units	Recovery	Qual	Limits
Sulfide	0.9000	1.000	mg/L	90%		90-110

Type: Matrix Spike	Lab ID: QC1363336	Batch: 401739
Matrix (Source ID): Drinking Water (557994-003)	Method: SM 4500-S2-D	Prep Method: METHOD

QC1363336 Analyte	Result	Source Sample Result	Spiked	Units	Recovery	Qual	Limits	DF
Sulfide	0.9000	ND	1.000	mg/L	90%		80-120	1

Type: Matrix Spike Duplicate	Lab ID: QC1363337	Batch: 401739
Matrix (Source ID): Drinking Water (557994-003)	Method: SM 4500-S2-D	Prep Method: METHOD

QC1363337 Analyte	Result	Source Sample Result	Spiked	Units	Recovery	Qual	Limits	RPD	RPD Lim	DF
Sulfide	0.9000	ND	1.000	mg/L	90%		80-120	0	20	1

Type: Blank	Lab ID: QC1363877	Batch: 401882
Matrix: Water	Method: SM 5310B	Prep Method: SM 5310B

QC1363877 Analyte	Result	Qual	Units	RL	MDL	Prepared	Analyzed
Total Organic Carbon	ND		mg/L	1.0	0.49	04/25/26	04/25/26

Type: Lab Control Sample	Lab ID: QC1363878	Batch: 401882
Matrix: Water	Method: SM 5310B	Prep Method: SM 5310B

QC1363878 Analyte	Result	Spiked	Units	Recovery	Qual	Limits
Total Organic Carbon	23.81	25.00	mg/L	95%		85-115

Type: Matrix Spike	Lab ID: QC1363879	Batch: 401882
Matrix (Source ID): Water (558338-001)	Method: SM 5310B	Prep Method: SM 5310B

QC1363879 Analyte	Result	Source Sample Result	Spiked	Units	Recovery	Qual	Limits	DF
Total Organic Carbon	44,760	30500	12500	mg/L	114%		75-125	500

Batch QC

Type:	Matrix Spike Duplicate	Lab ID:	QC1363880	Batch:	401882
Matrix (Source ID):	Water (558338-001)	Method:	SM 5310B	Prep Method:	SM 5310B

QC1363880 Analyte	Result	Source Sample Result	Spiked	Units	Recovery	Qual	Limits	RPD	RPD Lim	DF
Total Organic Carbon	44,630	30500	12500	mg/L	113%		75-125	0	25	500

Type:	Blank	Lab ID:	QC1365347	Batch:	402271
Matrix:	Water	Method:	SM2320B	Prep Method:	METHOD

QC1365347 Analyte	Result	Qual	Units	RL	MDL	Prepared	Analyzed
Alkalinity, Bicarbonate, as CaCO3	ND		mg/L	2.0		04/29/26	04/29/26
Alkalinity, Total as CaCO3	ND		mg/L	2.0		04/29/26	04/29/26

Type:	Lab Control Sample	Lab ID:	QC1365348	Batch:	402271
Matrix:	Water	Method:	SM2320B	Prep Method:	METHOD

QC1365348 Analyte	Result	Spiked	Units	Recovery	Qual	Limits
Alkalinity, Total as CaCO3	92.82	100.0	mg/L	93%		90-110

Type:	Sample Duplicate	Lab ID:	QC1365349	Batch:	402271
Matrix (Source ID):	Water (558077-001)	Method:	SM2320B	Prep Method:	METHOD

QC1365349 Analyte	Result	Source Sample Result	Units	Qual	RPD	RPD Lim	DF
Alkalinity, Bicarbonate, as CaCO3	430.8	428.0	mg/L		1	20	2.5
Alkalinity, Total as CaCO3	430.8	428.0	mg/L		1	20	2.5

Type:	Blank	Lab ID:	QC1365212	Batch:	402206
Matrix:	Water	Method:	SM2540C	Prep Method:	METHOD

QC1365212 Analyte	Result	Qual	Units	RL	MDL	Prepared	Analyzed
Total Dissolved Solids	ND		mg/L	20		04/29/26	04/30/26

Type:	Lab Control Sample	Lab ID:	QC1365213	Batch:	402206
Matrix:	Water	Method:	SM2540C	Prep Method:	METHOD

QC1365213 Analyte	Result	Spiked	Units	Recovery	Qual	Limits
Total Dissolved Solids	1,016	1000	mg/L	102%		90-110

Type:	Sample Duplicate	Lab ID:	QC1365214	Batch:	402206
Matrix (Source ID):	Water (558232-001)	Method:	SM2540C	Prep Method:	METHOD

QC1365214 Analyte	Result	Source Sample Result	Units	Qual	RPD	RPD Lim	DF
Total Dissolved Solids	1,308	1342	mg/L		3	5	2

Batch QC

Type:	**Sample Duplicate**	**Lab ID:**	**QC1365215**	**Batch:**	**402206**
Matrix (Source ID):	**Water (558238-001)**	**Method:**	**SM2540C**	**Prep Method:**	**METHOD**

QC1365215 Analyte	Result	Source Sample Result	Units	Qual	RPD	RPD Lim	DF
Total Dissolved Solids	1,304	1270	mg/L		3	5	2

E Response exceeds instrument's linear range
J Estimated value
ND Not Detected
NM Not Meaningful

Laboratory Job Number 558077

Subcontracted Products

McCampbell Analytical, Inc.

McCampbell Analytical, Inc.

"When Quality Counts"

Analytical Report

WorkOrder: 2604J25

Report Created for: Onterris Laboratories, LLC.

931 West Barkley Avenue
Orange, CA 92868

Project Contact: David Tripp
Project P.O.: 096843
Project: EO-558077

Project Location:
Project Received: 04/23/2026

Analytical Report reviewed & approved for release on 04/30/2026 by:

Yen Cao

Yen Cao
Project Manager

McCampbell Analytical Inc. is not accredited for all the testing in this report. The report shall not be reproduced except in full, without the written approval of the laboratory. The analytical results relate only to the items tested.

1534 Willow Pass Rd. Pittsburg, CA 94565 ♦ TEL: (877) 252-9262 ♦ FAX: (925) 252-9269 ♦ www.mccampbell.com

McCampbell Analytical, Inc.
"When Quality Counts"

1534 Willow Pass Road, Pittsburg, CA 94565-1701
Toll Free Telephone: (877) 252-9262 / Fax: (925) 252-9269
http://www.mccampbell.com / E-mail: main@mccampbell.com

Glossary of Terms & Qualifier Definitions

Client: Onterris Laboratories, LLC. **WorkOrder:** 2604J25

Project: EO-558077

Glossary Abbreviation

%D	Serial Dilution Percent Difference
95% Interval	95% Confident Interval
CCV	Continuing Calibration Verification.
CCV REC (%)	The % recovery of Continuing Calibration Verification
DF	Dilution Factor
DI WET	(DISTLC) Waste Extraction Test using DI water
DISS	Dissolved (sample filtered using a 0.45 µm filter size)
DLT	Dilution Test (Serial Dilution)
DUP	Duplicate
EDL	Estimated Detection Limit
ITEF	International Toxicity Equivalence Factor
LCS	Laboratory Control Sample
LCS2	Second LCS for the batch. Spike level is lower than that for the first LCS; applicable to method 1633.
LQL	Lowest Quantitation Level
MB	Method Blank
MB IS/SS % Rec	% Recovery of Internal Standard or Surrogate in Method Blank, if applicable
MB SS % Rec	% Recovery of Surrogate in Method Blank, if applicable
MDL	Method Detection Limit [1]
ML	Minimum Level of Quantitation
MS	Matrix Spike
MSD	Matrix Spike Duplicate
NA	Not Applicable
ND	Not detected at or above the indicated MDL (if present) or RL.
NR	Data Not Reported due to matrix interference or insufficient sample amount.
PDS	Post Digestion Spike
PF	Prep Factor
RD	Relative Difference
RL	Reporting Limit [2]
RPD	Relative Percent Difference
RRT	Relative Retention Time
RSD	Relative Standard Deviation
SPK Val	Spike Value
SPKRef Val	Spike Reference Value
SPLP	Synthetic Precipitation Leachate Procedure

[1] MDL is the minimum measured concentration of a substance that can be reported with 99% confidence that the measured concentration is distinguishable from method blank results. Definition and Procedure for the Determination of the Method Detection Limit, Revision 2, 40CFR, Part 136, Appendix B, EPA 821-R-16-006, December 2016. Values are based upon our default extraction volume/amount and are subject to change.

[2] RL is the lowest level that can be reliably determined within specified limits of precision and accuracy during routine laboratory operating conditions. (The RL cannot be lower than the lowest calibration standard used in the initial calibration of the instrument and must be greater than the MDL.) Values are based upon our default extraction volume/amount and are subject to change.

McCampbell Analytical, Inc.
"When Quality Counts"

1534 Willow Pass Road, Pittsburg, CA 94565-1701
Toll Free Telephone: (877) 252-9262 / Fax: (925) 252-9269
http://www.mccampbell.com / E-mail: main@mccampbell.com

Glossary of Terms & Qualifier Definitions

Client: Onterris Laboratories, LLC. **WorkOrder:** 2604J25

Project: EO-558077

TCLP	Toxicity Characteristic Leachate Procedure
TEQ	Toxicity Equivalents
TNTC	“Too Numerous to Count;” greater than 250 colonies observed on the plate.
TPH-Diesel	Sample results for semi-volatile TPH (diesel, kerosene, oil, etc) were calculated using a background subtraction procedure to correct for instrument baseline rise (column bleed) as described in Sec 7.7.2.2 of EPA 8015 B, C.
TZA	TimeZone Net Adjustment for sample collected outside of MAI's Coordinated Universal Time (UTC). (Adjustment for Daylight Saving is not accounted.)
WET (STLC)	Waste Extraction Test (Soluble Threshold Limit Concentration)

McCampbell Analytical, Inc.
"When Quality Counts"

1534 Willow Pass Road, Pittsburg, CA 94565-1701
Toll Free Telephone: (877) 252-9262 / Fax: (925) 252-9269
http://www.mccampbell.com / E-mail: main@mccampbell.com

Analytical Report

Client:	Onterris Laboratories, LLC.	**WorkOrder:**	2604J25
Date Received:	04/23/2026 9:54	**Extraction Method:**	RSK175
Date Prepared:	04/28/2026	**Analytical Method:**	RSK175
Project:	EO-558077	**Unit:**	µg/L

Dissolved Carbon Dioxide by RSK 175

Client ID	Lab ID	Matrix	Date Collected	Instrument FileID	Batch ID
DW-31	2604J25-001A	Water	04/22/2026 08:02	GC26 0428261205.D	340697

Analytes	Result	MDL	RL	DF	Date Analyzed
Carbon Dioxide	**57,000**	2500	2500	50	04/28/2026 14:51

Analyst(s): CLO

Client ID	Lab ID	Matrix	Date Collected	Instrument FileID	Batch ID
DW-12	2604J25-002A	Water	04/22/2026 09:00	GC26 0428261206.D	340697

Analytes	Result	MDL	RL	DF	Date Analyzed
Carbon Dioxide	**1500**	50	50	1	04/28/2026 15:22

Analyst(s): CLO

Client ID	Lab ID	Matrix	Date Collected	Instrument FileID	Batch ID
DW-7	2604J25-003A	Water	04/22/2026 10:07	GC26 0428261207.D	340697

Analytes	Result	MDL	RL	DF	Date Analyzed
Carbon Dioxide	**1100**	50	50	1	04/28/2026 15:34

Analyst(s): CLO

(Cont.)

McCampbell Analytical, Inc.
"When Quality Counts"

1534 Willow Pass Road, Pittsburg, CA 94565-1701
Toll Free Telephone: (877) 252-9262 / Fax: (925) 252-9269
http://www.mccampbell.com / E-mail: main@mccampbell.com

Analytical Report

Client:	Onterris Laboratories, LLC.	**WorkOrder:**	2604J25
Date Received:	04/23/2026 9:54	**Extraction Method:**	RSK175
Date Prepared:	04/28/2026	**Analytical Method:**	RSK175
Project:	EO-558077	**Unit:**	µg/L

Dissolved Carbon Dioxide by RSK 175

Client ID	Lab ID	Matrix	Date Collected	Instrument FileID	Batch ID
DW-21	2604J25-004A	Water	04/22/2026 11:11	GC26 0428261208.D	340697

Analytes	Result	MDL	RL	DF	Date Analyzed
Carbon Dioxide	**3500**	200	200	4	04/28/2026 16:00

Analyst(s): CLO

Client ID	Lab ID	Matrix	Date Collected	Instrument FileID	Batch ID
DW-18	2604J25-005A	Water	04/22/2026 12:19	GC26 0428261209.D	340697

Analytes	Result	MDL	RL	DF	Date Analyzed
Carbon Dioxide	**5400**	250	250	5	04/28/2026 16:40

Analyst(s): CLO

McCampbell Analytical, Inc.
"When Quality Counts"

1534 Willow Pass Road, Pittsburg, CA 94565-1701
Toll Free Telephone: (877) 252-9262 / Fax: (925) 252-9269
http://www.mccampbell.com / E-mail: main@mccampbell.com

Quality Control Report

Client:	Onterris Laboratories, LLC.	**WorkOrder:**	2604J25
Date Prepared:	04/28/2026	**BatchID:**	340697
Date Analyzed:	04/28/2026	**Extraction Method:**	RSK175
Instrument:	GC26	**Analytical Method:**	RSK175
Matrix:	Water	**Unit:**	µg/L
Project:	EO-558077	**Sample ID:**	MB/LCS/LCSD-340697

QC Summary Report for RSK175

Analyte	MB Result	MDL	RL			
Carbon Dioxide	ND	50	50	-	-	-

Analyte	LCS Result	LCSD Result	SPK Val	LCS %REC	LCSD %REC	LCS/LCSD Limits	RPD	RPD Limit
Carbon Dioxide	170	160	187.2	92	84	70-130	10.1	30

McCampbell Analytical, Inc.
1534 Willow Pass Rd
Pittsburg, CA 94565-1701
(925) 252-9262

CHAIN-OF-CUSTODY RECORD

WorkOrder: 2604J25 **ClientCode: ENO** **QuoteID: 262776**

☐ WaterTrax ☐ CLIP ☐ EDF ☑ EQuIS ☑ Dry-Weight ☑ Email ☐ HardCopy ☐ ThirdParty ☑ J-flag

☑ Detection Summary ☑ **Excel** [A1_Standard _QC]

Report to:
David Tripp
Onterris Laboratories, LLC.
931 West Barkley Avenue
Orange, CA 92868
657-581-4710 FAX:

Email: david.tripp@enthalpy.com
cc/3rd Party: incomingreports@enthalpy.com;
PO: 096843
Project: EO-558077

Bill to:
Accounts Payable/Enthalpy SoCal
Montrose Environmental Group
PO Box 842165
Boston, MA 02284-2165
003EL_ap@montrose-env.com

Requested TAT: 5 days;

Date Received: **04/23/2026**
Date Logged: **04/23/2026**

Lab ID	ClientSampID	Matrix	Collection Date	Hold	Requested Tests (See legend below)											
					1	2	3	4	5	6	7	8	9	10	11	12
2604J25-001	DW-31	Water	4/22/2026 08:02	☐	A	A										
2604J25-002	DW-12	Water	4/22/2026 09:00	☐	A	A										
2604J25-003	DW-7	Water	4/22/2026 10:07	☐	A	A										
2604J25-004	DW-21	Water	4/22/2026 11:11	☐	A	A										
2604J25-005	DW-18	Water	4/22/2026 12:19	☐	A	A										

Test Legend:

1	PRDisposal Fee	2	RSK175_CO2_W	3		4	
5		6		7		8	
9		10		11		12	

Project Manager: Jena Alfaro

Prepared by: Chyna Thomas

Comments:

NOTE: Soil samples are discarded 60 days after receipt unless other arrangements are made (Water samples are 30 days).
Hazardous samples will be returned to client or disposed of at client expense.

McCampbell Analytical, Inc.
"When Quality Counts"

1534 Willow Pass Road, Pittsburg, CA 94565-1701
Toll Free Telephone: (877) 252-9262 / Fax: (925) 252-9269
http://www.mccampbell.com / E-mail: main@mccampbell.com

WORK ORDER SUMMARY

Client Name: ONTERRIS LABORATORIES, LLC. **Project:** EO-558077 **Work Order:** 2604J25
Client Contact: David Tripp **QC Level:** LEVEL 2
Contact's Email: david.tripp@enthalpy.com **Comments:** **Date Logged:** 4/23/2026

☐ WaterTrax ☐ CLIP ☐ EDF ☑ Excel ☐ EQuIS ☑ Email ☐ HardCopy ☐ ThirdParty ☑ J-flag

LabID	ClientSampID	Matrix	Test Name	Cont./ Comp.	Bottle & Preservative	U**	Head Space	Dry-Weight	Collection Date & Time	TAT	Test Due Date	Sediment Content	Hold	Sub Out
001A	DW-31	Water	RSK175 (CO2)	2	VOA, Unpres	☐	☐	☐	4/22/2026 8:02	5 days	4/30/2026		☐	☐
002A	DW-12	Water	RSK175 (CO2)	2	VOA, Unpres	☐	☐	☐	4/22/2026 9:00	5 days	4/30/2026		☐	☐
003A	DW-7	Water	RSK175 (CO2)	2	VOA, Unpres	☐	☐	☐	4/22/2026 10:07	5 days	4/30/2026		☐	☐
004A	DW-21	Water	RSK175 (CO2)	2	VOA, Unpres	☐	☐	☐	4/22/2026 11:11	5 days	4/30/2026		☐	☐
005A	DW-18	Water	RSK175 (CO2)	2	VOA, Unpres	☐	☐	☐	4/22/2026 12:19	5 days	4/30/2026		☐	☐

NOTES: *** STLC and TCLP extractions require 2 days to complete; therefore, all TATs begin after the extraction is completed (i.e., One-day TAT yields results in 3 days from sample submission).**

- ISM prep requires 5 to 10 days to complete; therefore, all TATs begin after the extraction is completed (i.e., One-day TAT yields results in 6 to 11 days from sample submission). Due date listed on WO summary will not accurately reflect the time needed for sample preparation.

- Organic extracts are held for 40 days before disposal; Inorganic extract are held for 30 days.

- MAI assumes that all material present in the provided sampling container is considered part of the sample - MAI does not exclude any material from the sample prior to sample preparation unless requested in writing by the client.

U = An unpreserved container was received for a method that suggests a preservation in order to extend hold time for analysis.**

Cont./Comp. = Containers /Composites

2604/25

Onterris ENTHALPY ANALYTICAL

931 West Barkley Ave
Orange, CA 92868
(714) 771-6900

Subcontract Laboratory:
McCampbell Analytical, Inc.
1534 Willow Pass Rd.
Pittsburg, CA 94565
ATTN: Quote ID: 262776
PO #: PO-096843

Onterris (Orange, CA) Order: EO-558077
PM: David Tripp
Email: david.tripp@enthalpy.com
CC: incomingreports@enthalpy.com
Phone: 657-581-4710

Results Due: Standard TAT
Report Level: II
Report To: MDL
EDDs: Standard Excel EDD

Notes:

Sample ID	Collected	Lab ID	# Cont.	Matrix	Analysis Requested	Comment
DW-31	22-APR-2026 08:02	558077-001	2	Water	RSK-175 CO2	
DW-12	22-APR-2026 09:00	558077-002	2	Water	RSK-175 CO2	
DW-7	22-APR-2026 10:07	558077-003	2	Water	RSK-175 CO2	
DW-21	22-APR-2026 11:11	558077-004	2	Water	RSK-175 CO2	
DW-18	22-APR-2026 12:19	558077-005	2	Water	RSK-175 CO2	

Notes:	Relinquished By:	Received By:
	Alice T.	GLS
	Date: 4/22/26 3pm	Date: 4/22/26 3:00pm
	4/23/26 GLS	Chynel
	Date:	Date: 4/23/26 0454
	Date:	Date:

2.4 Wet 1124

McCampbell Analytical, Inc.
"When Quality Counts"

1534 Willow Pass Road, Pittsburg, CA 94565-1701
Toll Free Telephone: (877) 252-9262 / Fax: (925) 252-9269
http://www.mccampbell.com / E-mail: main@mccampbell.com

Sample Receipt Checklist

Client Name:	Onterris Laboratories, LLC.	Date and Time Received:	4/23/2026 09:54
Project:	EO-558077	Date Logged:	4/23/2026
		Received by:	Chyna Thomas
WorkOrder №:	2604J25 Matrix: Water	Logged by:	Chyna Thomas
Carrier:	Golden State Overnight		

Chain of Custody (COC) Information

Chain of custody present?	Yes	☑	No	☐		
Chain of custody signed when relinquished and received?	Yes	☑	No	☐		
Chain of custody agrees with sample labels?	Yes	☑	No	☐		
Sample IDs noted by Client on COC?	Yes	☑	No	☐		
Date and Time of collection noted by Client on COC?	Yes	☑	No	☐		
Sampler's name noted on COC?	Yes	☑	No	☐		
COC agrees with Quote?	Yes	☐	No	☐	NA	☑
COC quote is active?	Yes	☐	No	☐	NA	☑

Sample Receipt Information

Custody seals intact on shipping container/cooler?	Yes	☑	No	☐	NA	☐
Custody seals intact on sample bottles?	Yes	☐	No	☐	NA	☑
Shipping container/cooler in good condition?	Yes	☑	No	☐		
Samples in proper containers/bottles?	Yes	☑	No	☐		
Sample containers intact?	Yes	☑	No	☐		
Sufficient sample volume for indicated test?	Yes	☑	No	☐		

Sample Preservation and Hold Time (HT) Information

All samples received within holding time?	Yes	☑	No	☐	NA	☐
Samples Received on Ice?	Yes	☑	No	☐		
(Ice Type: WET ICE)						
Sample/Temp Blank temperature	Temp: 2.6°C				NA	☐
ZHS conditional analyses: VOA meets zero headspace requirement (VOCs, TPHg/BTEX, RSK)?	Yes	☑	No	☐	NA	☐
Sample labels checked for correct preservation?	Yes	☑	No	☐		
pH acceptable upon receipt (Metal: <2)?	Yes	☐	No	☐	NA	☑

UCMR Samples:

pH tested and acceptable upon receipt (200.7: ≤2; 533: 6 - 8; 537.1: 6 - 8)?	Yes	☐	No	☐	NA	☑
Free Chlorine tested and acceptable upon receipt (<0.1mg/L) [not applicable to 200.7]?	Yes	☐	No	☐	NA	☑

Comments:

Onterris
931 West Barkley Ave
Orange, CA 92868
(714) 771-6900

onterris.com

Lab Job Number : 558183
Report Level : II
Report Date : 05/06/2026

Analytical Report *prepared for:*

Matt Breuer
Waste Connections
Chiquita Canyon Landfill
29201 Henry Mayo Drive
Castaic, CA 91384

Project: GW MONITORING - CCLF Groundwater

Authorized for release by:

David Tripp, Senior Project Manager
657-581-4710
david.tripp@onterris.com

This data package has been reviewed for technical correctness and completeness. Release of this data has been authorized by the Laboratory Manager or the Manager's designee, as verified by the above signature which applies to this PDF file as well as any associated electronic data deliverable files. The results contained in this report meet all requirements of NELAP and pertain only to those samples which were submitted for analysis. This report may be reproduced only in its entirety.

CA ELAP# 1338, CA ELAP #1338-S1, NELAP# 4038, SCAQMD LAP# 18LA0518, LACSD ID# 10105, ORELAP# 4197

Onterris ENTHALPY ANALYTICAL

Sample Summary

Matt Breuer Waste Connections Chiquita Canyon Landfill 29201 Henry Mayo Drive Castaic, CA 91384		Lab Job #: Project No: Location: Date Received:	558183 GW MONITORING CCLF Groundwater 04/23/26

Sample ID	Lab ID	Collected	Matrix
DW-8	558183-001	04/23/26 08:00	Water
DW-30	558183-002	04/23/26 09:22	Water
DW-15	558183-003	04/23/26 10:17	Water
DW-14	558183-004	04/23/26 11:37	Water
QCFB	558183-005	04/23/26 08:02	Water
QCTB	558183-006	04/23/26 00:00	Water

Onterris ENTHALPY ANALYTICAL

Case Narrative

Waste Connections Chiquita Canyon Landfill 29201 Henry Mayo Drive Castaic, CA 91384 Matt Breuer	Lab Job Number: 558183 Project No: GW MONITORING Location: CCLF Groundwater Date Received: 04/23/26

- This data package contains sample and QC results for six water samples, requested for the above referenced project on 04/24/26. The samples were received in good condition.
- EPA 300.0, EPA 350.1, EPA 410.4, EPA 6010B, EPA 8270C-SIM, SM 4500-S2-D, SM 5310B, SM2320B, and SM2540C analyses were performed at 931 West Barkley Ave, Orange, CA, 92868.
- EPA 8260B analysis was performed at 2532 E Cerritos Ave., Anaheim, CA, 92806.

Volatile Organics by GC/MS (EPA 8260B):
No analytical problems were encountered.

Semivolatile Organics by GC/MS SIM (EPA 8270C-SIM):
No analytical problems were encountered.

Total Organic Carbon by IR (SM 5310B):
No analytical problems were encountered.

Metals (EPA 6010B):

- Calcium was detected between the MDL and the RL in the method blank for batch 401866; this analyte was detected in samples at a level at least 10 times that of the blank.
- No other analytical problems were encountered.

Ion Chromatography (EPA 300.0):

- Responses exceeding the instrument's linear range were observed for sulfate in the MSs/MSDs for batch 402137; affected data was qualified with "E".
- No other analytical problems were encountered.

Chemical Oxygen Demand by EPA 410.4 (EPA 410.4):
No analytical problems were encountered.

Alkalinity (SM2320B):
No analytical problems were encountered.

Sulfide (SM 4500-S2-D):
No analytical problems were encountered.

Total Dissolved Solids (TDS) (SM2540C):
No analytical problems were encountered.

Chemical Oxygen Demand (EPA 410.4):
No analytical problems were encountered.

Ammonia and TKN- Semi-Automated Method (SM 4500-NH3-G):
No analytical problems were encountered.

RSK-175 CO2 (RSK-175):

McCampbell Analytical, Inc. in Pittsburg, CA performed the analysis (see sublab report section for certifications). Please see the McCampbell Analytical, Inc. case narrative.

ENTHALPY ANALYTICAL

Chain of Custody Record

Lab No: 558183

Page: 1 of 1

Turn Around Time (rush by advanced notice only)

Standard:	X	5 Day:		3 Day:	
2 Day:		1 Day:		Custom TAT:	

Enthalpy Analytical
931 W Barkely Ave, Orange, CA 92868
(714) 771-6900

Matrix: A = Air S = Soil/Solid
W = Water DW = Drinking Wate SD = Sediment
PP = Pure Product SEA = Sea Water
SW = Swab T = Tissue WP = Wipe O = Other

Preservatives:
1 = $Na_2S_2O_3$ 2 = HCl 3 = HNO_3
4 = H_2SO_4 5 = NaOH 6 = Other

Sample Receipt Temp:
(lab use only)

CUSTOMER INFORMATION		PROJECT INFORMATION	
Company:	Chiquita Canyon Landfill	Name:	Matt Breuer
Report To:	Matt Breuer	Number:	661-257-3655
Email:	Matthew.Breuer@wasteconnections.com	P.O. #:	
Address:	29201 Henry Mayo Drive	Address:	
	Castaic, CA, 91384		
Phone:	661-257-3655	Global ID:	L10003464243
Fax:		Sampled By:	Paul Chang

Analysis Request

Test Instructions / Comments

IR-15
Temp 2.1°/+0.4

Quarterly MPars

cc report to:
pchang@changenvironmental.com Basic EDD & GeoTracker EDF

	Sample ID	Sampling Date	Sampling Time	Matrix	Container No. / Size	Pres.	VOCs (EPA 8260B)	1,4-Dioxane	Alkalinity, total	Bicarbonate as CaCO3	Ammonia-N, Nitrate-N	COD, Cl, SO4, TDS, TOC	B, Ca, Fe, K, Mg, Mn, Na	Bromide, Fluoride, Sulfide	Carbon dioxide
1	DW-8	4/23/26	800	GW	13	var.	X	X	X	X	X	X	X	X	X
2	DW-30	↓	922	↓	↓	↓	X	X	X	X	X	X	X	X	X
3	DW-15	↓	1017	↓	↓	↓	X	X	X	X	X	X	X	X	X
4	DW-14	↓	1137	↓	↓	↓	X	X	X	X	X	X	X	X	X
5	QCFB	↓	802	FB	3	↓	X								
6	QCTB	—	—	TB	2	↓	X								
7															
8															
9															
10															

Login 558183

	Signature	Print Name	Company / Title	Date / Time
1 Relinquished By:	[signature]	Paul Chang	CEI	4/23/26 1:17 pm
1 Received By:	[signature]	Alicet	EA/NH	4/23/26 1:17 pm
2 Relinquished By:	[signature]	Alicet	EA/NH	4/24/26 815
2 Received By:	[signature]	Gema O.	EANH	4-24-26 815
3 Relinquished By:	[signature]	Gema O.	EANH	4-24-26 1050
3 Received By:	[signature]	Leo Bardy	ONTEMIS	4-24-26 10:55
	[signature]	Leo Bardy	ONTARIS	4-24-26 11:30

Onterris

SAMPLE RECEIPT CHECKLIST

Section 1: General Info
Date Received: 4/23/26 Job#: 558183 Client: CCLF

Section 2: Shipping / Custody **Are custody seals present?** ☐ Yes ☑ No
Custody seals intact on arrival? ☐ N/A ☑ Yes ☐ No ☐ On cooler / box ☐ On samples
☐ Courier ☑ Walk-In ☐ Field Sampling ☐ Shipping Info: _____

Section 3a: Condition / Packaging ☐ **Outside 0.0 - 6.0°C (0.0 - 10.0°C for microbiology) (PM notified)**
Date Opened 4/23/26 By (initials) AXT Type of ice used: ☐ Wet ☐ Blue/Gel ☐ None
☑ Samples received on ice directly from the field; cooling process had begun. (if checked, skip temperatures)
☐ Sample matrix doesn't require cooling (e.g. air, bulk PCB). (if checked, skip temperatures)
If no cooler: Observed/Corrected Temp (°C): _____ / _____ Thermometer/IR Gun ID: IR03 CF: +0.8
Cooler Temp (obs/corr) (°C) #1: 12.5 / 11.7 #2: ____ / ____ #3: ____ / ____ #4: ____ / ____ #5: ____ / ____ #6: ____ / ____

Section 3b: Microbiology Samples ☑ **No microbiology samples submitted (skip 3b)**
☐ Within temp range 0.0 - 10.0°C or received on ice directly from field.
☐ Adequate headspace for microbiology analysis.

Section 3c: Air Samples ☑ **No air samples submitted (skip 3c)**
☐ 1.4L Canisters ☐ 6L Canisters ☐ Tedlar Bags ☐ MCE Cassettes ☐ Sorbent Tubes ☐ Other _____

Section 4: Containers / Labels / Samples	YES	NO	N/A
1) Were custody papers present, filled properly, and legible?	✓		
2) Is the sampler's name present on the CoC?	✓		
3) Were containers received in good condition (unbroken / unopened / uncompromised)?	✓		
4) Were the samples bagged? (required for microbiology samples; recommended for soil samples)	✓		
5) Were all of, and only, the correct samples received?	✓		
6) Are sample labels present, legible, and in agreement with the CoC?	✓		
7) Does the container count match the CoC?	✓		
8) Was sufficient sample volume / mass received for the analyses requested?	✓		
9) Were samples received in proper containers for the analyses requested?	✓		
10) Were samples received with > 1/2 holding time remaining?	✓		
11) Are samples properly preserved as indicated by CoC / labels?	✓		
12) Unpreserved VOAs received - If necessary, was the hold time changed in LIMS?		✓	
13) Are VOA vials free from headspace/bubbles > 6mm?		✓	

Section 5: Explanations / Comments
(If no comments are made, then no discrepancies noted.)

☐ **No additional discrepancies**

Form Completed By (print): AXT **(sign):** _____

Date Labeled: 4/23/26 **By (print):** AXT **(sign):** _____

Onterris

SAMPLE RECEIPT CHECKLIST

Section 1: General Info
Date Received: 4/24/26 Job#: 558183 Client: WASTECONNECTIONS

Section 2: Shipping / Custody **Are custody seals present?** ☐ Yes ■ No
Custody seals intact on arrival? ☒ N/A ☐ Yes ☐ No ☐ On cooler / box ☐ On samples
☒ Courier ☐ Walk-In ☐ Field Sampling ☐ Shipping Info: _____

Section 3a: Condition / Packaging ☐ **Outside 0.0 - 6.0°C (0.0 - 10.0°C for microbiology) (PM notified)**
Date Opened 4/24/26 By (initials) LXB Type of ice used: ☒ Wet ☐ Blue/Gel ☐ None
☐ Samples received on ice directly from the field; cooling process had begun. (if checked, skip temperatures)
☐ Sample matrix doesn't require cooling (e.g. air, bulk PCB). (if checked, skip temperatures)
If no cooler: Observed/Corrected Temp (°C): _____ / _____ Thermometer/IR Gun ID: IR15 CF: +0.4
Cooler Temp (obs/corr) (°C) #1: 2.1 / 2.5 #2: ____ / ____ #3: ____ / ____ #4: ____ / ____ #5: ____ / ____ #6: ____ / ____

Section 3b: Microbiology Samples ☒ **No microbiology samples submitted (skip 3b)**
☐ Within temp range 0.0 - 10.0°C or received on ice directly from field.
☐ Adequate headspace for microbiology analysis.

Section 3c: Air Samples ☒ **No air samples submitted (skip 3c)**
☐ 1.4L Canisters ☐ 6L Canisters ☐ Tedlar Bags ☐ MCE Cassettes ☐ Sorbent Tubes ☐ Other _____

Section 4: Containers / Labels / Samples	YES	NO	N/A
1) Were custody papers present, filled properly, and legible?	X		
2) Is the sampler's name present on the CoC?	X		
3) Were containers received in good condition (unbroken / unopened / uncompromised)?	X		
4) Were the samples bagged? (required for microbiology samples; recommended for soil samples)			X
5) Were all of, and only, the correct samples received?	X		
6) Are sample labels present, legible, and in agreement with the CoC?	X		
7) Does the container count match the CoC?	X		
8) Was sufficient sample volume / mass received for the analyses requested?	X		
9) Were samples received in proper containers for the analyses requested?	X		
10) Were samples received with > 1/2 holding time remaining?	X		
11) Are samples properly preserved as indicated by CoC / labels?	X		
12) Unpreserved VOAs received - If necessary, was the hold time changed in LIMS?		X	
13) Are VOA vials free from headspace/bubbles > 6mm?	X		

Section 5: Explanations / Comments
(If no comments are made, then no discrepancies noted.)

☐ **No additional discrepancies**

Form Completed By (print): NCM **(sign):** [signature]

Date Labeled: 4/23/26 **By (print):** AXT **(sign):** NA

Onterris ENTHALPY ANALYTICAL

Analysis Results for 558183

Matt Breuer
Waste Connections
Chiquita Canyon Landfill
29201 Henry Mayo Drive
Castaic, CA 91384

Lab Job #: 558183
Project No: GW MONITORING
Location: CCLF Groundwater
Date Received: 04/23/26

Sample ID: DW-8 **Lab ID: 558183-001** **Collected: 04/23/26 08:00**
Matrix: Water

558183-001 Analyte	Result	Qual	Units	RL	MDL	DF	Batch	Prepared	Analyzed	Chemist
Method: EPA 300.0 Prep Method: METHOD										
Fluoride	**0.21**		mg/L	0.20	0.083	1	401803	04/24/26 15:53	04/24/26 17:04	SSN
Chloride	**70**		mg/L	1.0	0.27	1	401803	04/24/26 15:53	04/24/26 17:04	SSN
Bromide	**0.19**	J	mg/L	0.30	0.038	1	401803	04/24/26 15:53	04/24/26 17:04	SSN
Nitrogen, Nitrate	ND		mg/L	0.10	0.05	1	401803	04/24/26 15:53	04/24/26 17:04	SSN
Sulfate	**2,800**		mg/L	50	13	50	402137	04/28/26 16:33	04/28/26 17:59	KUM
Method: EPA 350.1 Prep Method: METHOD										
Ammonia-N	**1.1**		mg/L	0.10	0.068	1	402188	04/29/26	04/29/26	JAK
Method: EPA 410.4 Prep Method: EPA 410.4										
Chemical Oxygen Demand	ND		mg/L	4.0	2.6	1	401861	04/25/26	04/25/26	ARM
Method: EPA 6010B Prep Method: EPA 3015A										
Boron	**1.1**		mg/L	0.050	0.0090	1	401866	04/25/26	04/25/26	KAM
Calcium	**370**		mg/L	0.10	0.0095	1	401866	04/25/26	04/25/26	KAM
Iron	**5.6**		mg/L	0.050	0.017	1	401866	04/25/26	04/25/26	KAM
Magnesium	**210**		mg/L	0.10	0.017	1	401866	04/25/26	04/25/26	KAM
Manganese	**0.071**		mg/L	0.010	0.00075	1	401866	04/25/26	04/25/26	KAM
Potassium	**6.9**		mg/L	0.50	0.20	1	401866	04/25/26	04/25/26	KAM
Sodium	**630**		mg/L	0.50	0.017	1	401866	04/25/26	04/25/26	KAM
Method: EPA 8260B Prep Method: EPA 5030B										
Freon 12	ND		ug/L	1.0	0.1	1	402053	04/28/26	04/28/26	ZXL
Chloromethane	ND		ug/L	1.0	0.1	1	402053	04/28/26	04/28/26	ZXL
Vinyl Chloride	ND		ug/L	0.5	0.1	1	402053	04/28/26	04/28/26	ZXL
1,1-Dichloroethene	ND		ug/L	0.5	0.1	1	402053	04/28/26	04/28/26	ZXL
Methylene Chloride	ND		ug/L	10	0.2	1	402053	04/28/26	04/28/26	ZXL
1,1-Dichloroethane	ND		ug/L	0.5	0.1	1	402053	04/28/26	04/28/26	ZXL
cis-1,2-Dichloroethene	ND		ug/L	0.5	0.2	1	402053	04/28/26	04/28/26	ZXL
1,2-Dichloroethane	ND		ug/L	0.5	0.2	1	402053	04/28/26	04/28/26	ZXL
Benzene	ND		ug/L	0.5	0.1	1	402053	04/28/26	04/28/26	ZXL
Trichloroethene	ND		ug/L	0.5	0.2	1	402053	04/28/26	04/28/26	ZXL
Tetrachloroethene	ND		ug/L	0.5	0.2	1	402053	04/28/26	04/28/26	ZXL
1,4-Dichlorobenzene	ND		ug/L	0.5	0.2	1	402053	04/28/26	04/28/26	ZXL
Surrogates				**Limits**						
Dibromofluoromethane	98%		%REC	70-130		1	402053	04/28/26	04/28/26	ZXL
1,2-Dichloroethane-d4	108%		%REC	70-130		1	402053	04/28/26	04/28/26	ZXL
Toluene-d8	98%		%REC	70-130		1	402053	04/28/26	04/28/26	ZXL
Bromofluorobenzene	99%		%REC	70-130		1	402053	04/28/26	04/28/26	ZXL

Results for any subcontracted analyses are not included in this section.

Analysis Results for 558183

558183-001 Analyte	Result	Qual	Units	RL	MDL	DF	Batch	Prepared	Analyzed	Chemist
Method: EPA 8270C-SIM Prep Method: EPA 3535										
1,4-Dioxane	ND		ug/L	1.0	0.84	1	402126	04/28/26	05/01/26	TJW
Surrogates				**Limits**						
1,4-Dioxane-d8 (SUR)	99%		%REC	80-120		1	402126	04/28/26	05/01/26	TJW
Method: SM 4500-S2-D Prep Method: METHOD										
Sulfide	ND		mg/L	0.10		1	401893	04/25/26	04/25/26	TXC
Method: SM 5310B Prep Method: SM 5310B										
Total Organic Carbon	**4.3**		mg/L	1.0	0.49	1	401990	04/27/26	04/27/26	ARM
Method: SM2320B Prep Method: METHOD										
Alkalinity, Bicarbonate, as CaCO3	**410**		mg/L	5.0		2.5	402482	05/01/26	05/01/26	WWC
Alkalinity, Total as CaCO3	**410**		mg/L	5.0		2.5	402482	05/01/26	05/01/26	WWC
Method: SM2540C Prep Method: METHOD										
Total Dissolved Solids	**4,500**		mg/L	40		4	402159	04/28/26	04/30/26	AAB

Results for any subcontracted analyses are not included in this section.

Onterris ENTHALPY ANALYTICAL

Analysis Results for 558183

Sample ID: DW-30	Lab ID: 558183-002	Collected: 04/23/26 09:22
	Matrix: Water	

558183-002 Analyte	Result	Qual	Units	RL	MDL	DF	Batch	Prepared	Analyzed	Chemist
Method: EPA 300.0 Prep Method: METHOD										
Fluoride	**1.0**		mg/L	0.20	0.083	1	401803	04/24/26 15:53	04/24/26 17:48	SSN
Chloride	**61**		mg/L	1.0	0.27	1	401803	04/24/26 15:53	04/24/26 17:48	SSN
Bromide	**0.15**	J	mg/L	0.30	0.038	1	401803	04/24/26 15:53	04/24/26 17:48	SSN
Nitrogen, Nitrate	**0.28**		mg/L	0.10	0.05	1	401803	04/24/26 15:53	04/24/26 17:48	SSN
Sulfate	**320**		mg/L	10	2.0	10	401803	04/24/26 15:53	04/24/26 18:10	SSN
Method: EPA 350.1 Prep Method: METHOD										
Ammonia-N	ND		mg/L	0.10	0.068	1	402188	04/29/26	04/29/26	JAK
Method: EPA 410.4 Prep Method: EPA 410.4										
Chemical Oxygen Demand	**4.0**		mg/L	4.0	2.6	1	401861	04/25/26	04/25/26	ARM
Method: EPA 6010B Prep Method: EPA 3015A										
Boron	**0.22**		mg/L	0.050	0.0090	1	401866	04/25/26	04/25/26	KAM
Calcium	**38**		mg/L	0.10	0.0095	1	401866	04/25/26	04/25/26	KAM
Iron	**0.98**		mg/L	0.050	0.017	1	401866	04/25/26	04/25/26	KAM
Magnesium	**5.9**		mg/L	0.10	0.017	1	401866	04/25/26	04/25/26	KAM
Manganese	**0.067**		mg/L	0.010	0.00075	1	401866	04/25/26	04/25/26	KAM
Potassium	**1.7**		mg/L	0.50	0.20	1	401866	04/25/26	04/25/26	KAM
Sodium	**200**		mg/L	0.50	0.017	1	401866	04/25/26	04/25/26	KAM
Method: EPA 8260B Prep Method: EPA 5030B										
Freon 12	ND		ug/L	1.0	0.1	1	402053	04/28/26	04/28/26	ZXL
Chloromethane	ND		ug/L	1.0	0.1	1	402053	04/28/26	04/28/26	ZXL
Vinyl Chloride	ND		ug/L	0.5	0.1	1	402053	04/28/26	04/28/26	ZXL
1,1-Dichloroethene	ND		ug/L	0.5	0.1	1	402053	04/28/26	04/28/26	ZXL
Methylene Chloride	ND		ug/L	10	0.2	1	402053	04/28/26	04/28/26	ZXL
1,1-Dichloroethane	ND		ug/L	0.5	0.1	1	402053	04/28/26	04/28/26	ZXL
cis-1,2-Dichloroethene	ND		ug/L	0.5	0.2	1	402053	04/28/26	04/28/26	ZXL
1,2-Dichloroethane	ND		ug/L	0.5	0.2	1	402053	04/28/26	04/28/26	ZXL
Benzene	ND		ug/L	0.5	0.1	1	402053	04/28/26	04/28/26	ZXL
Trichloroethene	ND		ug/L	0.5	0.2	1	402053	04/28/26	04/28/26	ZXL
Tetrachloroethene	**0.4**	J	ug/L	0.5	0.2	1	402053	04/28/26	04/28/26	ZXL
1,4-Dichlorobenzene	ND		ug/L	0.5	0.2	1	402053	04/28/26	04/28/26	ZXL
Surrogates				**Limits**						
Dibromofluoromethane	97%		%REC	70-130		1	402053	04/28/26	04/28/26	ZXL
1,2-Dichloroethane-d4	106%		%REC	70-130		1	402053	04/28/26	04/28/26	ZXL
Toluene-d8	98%		%REC	70-130		1	402053	04/28/26	04/28/26	ZXL
Bromofluorobenzene	98%		%REC	70-130		1	402053	04/28/26	04/28/26	ZXL
Method: EPA 8270C-SIM Prep Method: EPA 3535										
1,4-Dioxane	ND		ug/L	1.0	0.84	1	402126	04/28/26	05/01/26	TJW
Surrogates				**Limits**						
1,4-Dioxane-d8 (SUR)	99%		%REC	80-120		1	402126	04/28/26	05/01/26	TJW

Results for any subcontracted analyses are not included in this section.

Analysis Results for 558183

558183-002 Analyte	Result	Qual	Units	RL	MDL	DF	Batch	Prepared	Analyzed	Chemist
Method: SM 4500-S2-D Prep Method: METHOD										
Sulfide	ND		mg/L	0.10		1	401893	04/25/26	04/25/26	TXC
Method: SM 5310B Prep Method: SM 5310B										
Total Organic Carbon	**1.5**		mg/L	1.0	0.49	1	401990	04/27/26	04/28/26	ARM
Method: SM2320B Prep Method: METHOD										
Alkalinity, Bicarbonate, as CaCO3	**180**		mg/L	5.0		2.5	402482	05/01/26	05/01/26	WWC
Alkalinity, Total as CaCO3	**180**		mg/L	5.0		2.5	402482	05/01/26	05/01/26	WWC
Method: SM2540C Prep Method: METHOD										
Total Dissolved Solids	**740**		mg/L	20		2	402159	04/28/26	04/30/26	AAB

Results for any subcontracted analyses are not included in this section.

Onterris ENTHALPY ANALYTICAL

Analysis Results for 558183

Sample ID: DW-15	Lab ID: 558183-003	Collected: 04/23/26 10:17
	Matrix: Water	

558183-003 Analyte	Result	Qual	Units	RL	MDL	DF	Batch	Prepared	Analyzed	Chemist
Method: EPA 300.0 Prep Method: METHOD										
Fluoride	**0.090**	J	mg/L	0.20	0.083	1	401803	04/24/26 15:53	04/24/26 19:16	SSN
Chloride	**77**		mg/L	1.0	0.27	1	401803	04/24/26 15:53	04/24/26 19:16	SSN
Bromide	**0.17**	J	mg/L	0.30	0.038	1	401803	04/24/26 15:53	04/24/26 19:16	SSN
Nitrogen, Nitrate	ND		mg/L	0.10	0.05	1	401803	04/24/26 15:53	04/24/26 19:16	SSN
Sulfate	**1,500**		mg/L	20	3.9	20	401803	04/24/26 15:53	04/24/26 19:37	SSN
Method: EPA 350.1 Prep Method: METHOD										
Ammonia-N	**0.16**		mg/L	0.10	0.068	1	402188	04/29/26	04/29/26	JAK
Method: EPA 410.4 Prep Method: EPA 410.4										
Chemical Oxygen Demand	**5.0**		mg/L	4.0	2.6	1	401861	04/25/26	04/25/26	ARM
Method: EPA 6010B Prep Method: EPA 3015A										
Boron	**0.24**		mg/L	0.050	0.0090	1	401866	04/25/26	04/25/26	KAM
Calcium	**250**		mg/L	0.10	0.0095	1	401866	04/25/26	04/25/26	KAM
Iron	**1.1**		mg/L	0.050	0.017	1	401866	04/25/26	04/25/26	KAM
Magnesium	**34**		mg/L	0.10	0.017	1	401866	04/25/26	04/25/26	KAM
Manganese	**0.66**		mg/L	0.010	0.00075	1	401866	04/25/26	04/25/26	KAM
Potassium	**2.9**		mg/L	0.50	0.20	1	401866	04/25/26	04/25/26	KAM
Sodium	**420**		mg/L	0.50	0.017	1	401866	04/25/26	04/25/26	KAM
Method: EPA 8260B Prep Method: EPA 5030B										
Freon 12	ND		ug/L	1.0	0.1	1	402053	04/28/26	04/28/26	ZXL
Chloromethane	ND		ug/L	1.0	0.1	1	402053	04/28/26	04/28/26	ZXL
Vinyl Chloride	ND		ug/L	0.5	0.1	1	402053	04/28/26	04/28/26	ZXL
1,1-Dichloroethene	ND		ug/L	0.5	0.1	1	402053	04/28/26	04/28/26	ZXL
Methylene Chloride	ND		ug/L	10	0.2	1	402053	04/28/26	04/28/26	ZXL
1,1-Dichloroethane	ND		ug/L	0.5	0.1	1	402053	04/28/26	04/28/26	ZXL
cis-1,2-Dichloroethene	ND		ug/L	0.5	0.2	1	402053	04/28/26	04/28/26	ZXL
1,2-Dichloroethane	ND		ug/L	0.5	0.2	1	402053	04/28/26	04/28/26	ZXL
Benzene	ND		ug/L	0.5	0.1	1	402053	04/28/26	04/28/26	ZXL
Trichloroethene	ND		ug/L	0.5	0.2	1	402053	04/28/26	04/28/26	ZXL
Tetrachloroethene	ND		ug/L	0.5	0.2	1	402053	04/28/26	04/28/26	ZXL
1,4-Dichlorobenzene	**0.3**	J	ug/L	0.5	0.2	1	402053	04/28/26	04/28/26	ZXL
Surrogates				**Limits**						
Dibromofluoromethane	98%		%REC	70-130		1	402053	04/28/26	04/28/26	ZXL
1,2-Dichloroethane-d4	108%		%REC	70-130		1	402053	04/28/26	04/28/26	ZXL
Toluene-d8	98%		%REC	70-130		1	402053	04/28/26	04/28/26	ZXL
Bromofluorobenzene	98%		%REC	70-130		1	402053	04/28/26	04/28/26	ZXL
Method: EPA 8270C-SIM Prep Method: EPA 3535										
1,4-Dioxane	ND		ug/L	1.0	0.84	1	402126	04/28/26	05/01/26	TJW
Surrogates				**Limits**						
1,4-Dioxane-d8 (SUR)	101%		%REC	80-120		1	402126	04/28/26	05/01/26	TJW

Results for any subcontracted analyses are not included in this section.

Analysis Results for 558183

558183-003 Analyte	Result	Qual	Units	RL	MDL	DF	Batch	Prepared	Analyzed	Chemist
Method: SM 4500-S2-D Prep Method: METHOD										
Sulfide	ND		mg/L	0.20		2	401893	04/25/26	04/25/26	TXC
Method: SM 5310B Prep Method: SM 5310B										
Total Organic Carbon	**3.1**		mg/L	1.0	0.49	1	401990	04/27/26	04/28/26	ARM
Method: SM2320B Prep Method: METHOD										
Alkalinity, Bicarbonate, as CaCO3	**220**		mg/L	5.0		2.5	402482	05/01/26	05/01/26	WWC
Alkalinity, Total as CaCO3	**220**		mg/L	5.0		2.5	402482	05/01/26	05/01/26	WWC
Method: SM2540C Prep Method: METHOD										
Total Dissolved Solids	**2,400**		mg/L	20		2	402159	04/28/26	04/30/26	AAB

Results for any subcontracted analyses are not included in this section.

Onterris ENTHALPY ANALYTICAL

Analysis Results for 558183

Sample ID: DW-14	Lab ID: 558183-004	Collected: 04/23/26 11:37
	Matrix: Water	

558183-004 Analyte	Result	Qual	Units	RL	MDL	DF	Batch	Prepared	Analyzed	Chemist
Method: EPA 300.0 Prep Method: METHOD										
Fluoride	**0.40**		mg/L	0.20	0.083	1	401803	04/24/26 15:53	04/24/26 20:43	SSN
Chloride	**97**		mg/L	1.0	0.27	1	401803	04/24/26 15:53	04/24/26 20:43	SSN
Bromide	**0.13**	J	mg/L	0.30	0.038	1	401803	04/24/26 15:53	04/24/26 20:43	SSN
Nitrogen, Nitrate	**0.30**		mg/L	0.10	0.05	1	401803	04/24/26 15:53	04/24/26 20:43	SSN
Sulfate	**30**		mg/L	1.0	0.20	1	401803	04/24/26 15:53	04/24/26 20:43	SSN
Method: EPA 350.1 Prep Method: METHOD										
Ammonia-N	ND		mg/L	0.10	0.068	1	402188	04/29/26	04/29/26	JAK
Method: EPA 410.4 Prep Method: EPA 410.4										
Chemical Oxygen Demand	**3.0**	J	mg/L	4.0	2.6	1	401861	04/25/26	04/25/26	ARM
Method: EPA 6010B Prep Method: EPA 3015A										
Boron	**0.13**		mg/L	0.050	0.0090	1	401866	04/25/26	04/25/26	KAM
Calcium	**2.6**		mg/L	0.10	0.0095	1	401866	04/25/26	04/25/26	KAM
Iron	**0.25**		mg/L	0.050	0.017	1	401866	04/25/26	04/25/26	KAM
Magnesium	**0.21**		mg/L	0.10	0.017	1	401866	04/25/26	04/25/26	KAM
Manganese	**0.0030**	J	mg/L	0.010	0.00075	1	401866	04/25/26	04/25/26	KAM
Potassium	**0.60**		mg/L	0.50	0.20	1	401866	04/25/26	04/25/26	KAM
Sodium	**150**		mg/L	0.50	0.017	1	401866	04/25/26	04/25/26	KAM
Method: EPA 8260B Prep Method: EPA 5030B										
Freon 12	ND		ug/L	1.0	0.1	1	402053	04/28/26	04/28/26	ZXL
Chloromethane	ND		ug/L	1.0	0.1	1	402053	04/28/26	04/28/26	ZXL
Vinyl Chloride	ND		ug/L	0.5	0.1	1	402053	04/28/26	04/28/26	ZXL
1,1-Dichloroethene	ND		ug/L	0.5	0.1	1	402053	04/28/26	04/28/26	ZXL
Methylene Chloride	ND		ug/L	10	0.2	1	402053	04/28/26	04/28/26	ZXL
1,1-Dichloroethane	ND		ug/L	0.5	0.1	1	402053	04/28/26	04/28/26	ZXL
cis-1,2-Dichloroethene	ND		ug/L	0.5	0.2	1	402053	04/28/26	04/28/26	ZXL
1,2-Dichloroethane	ND		ug/L	0.5	0.2	1	402053	04/28/26	04/28/26	ZXL
Benzene	ND		ug/L	0.5	0.1	1	402053	04/28/26	04/28/26	ZXL
Trichloroethene	ND		ug/L	0.5	0.2	1	402053	04/28/26	04/28/26	ZXL
Tetrachloroethene	ND		ug/L	0.5	0.2	1	402053	04/28/26	04/28/26	ZXL
1,4-Dichlorobenzene	ND		ug/L	0.5	0.2	1	402053	04/28/26	04/28/26	ZXL
Surrogates				**Limits**						
Dibromofluoromethane	99%		%REC	70-130		1	402053	04/28/26	04/28/26	ZXL
1,2-Dichloroethane-d4	109%		%REC	70-130		1	402053	04/28/26	04/28/26	ZXL
Toluene-d8	98%		%REC	70-130		1	402053	04/28/26	04/28/26	ZXL
Bromofluorobenzene	98%		%REC	70-130		1	402053	04/28/26	04/28/26	ZXL
Method: EPA 8270C-SIM Prep Method: EPA 3535										
1,4-Dioxane	ND		ug/L	1.0	0.84	1	402126	04/28/26	05/01/26	TJW
Surrogates				**Limits**						
1,4-Dioxane-d8 (SUR)	100%		%REC	80-120		1	402126	04/28/26	05/01/26	TJW

Results for any subcontracted analyses are not included in this section.

Analysis Results for 558183

558183-004 Analyte	Result	Qual	Units	RL	MDL	DF	Batch	Prepared	Analyzed	Chemist
Method: SM 4500-S2-D Prep Method: METHOD										
Sulfide	ND		mg/L	0.10		1	401893	04/25/26	04/25/26	TXC
Method: SM 5310B Prep Method: SM 5310B										
Total Organic Carbon	**1.1**		mg/L	1.0	0.49	1	401990	04/27/26	04/28/26	ARM
Method: SM2320B Prep Method: METHOD										
Alkalinity, Bicarbonate, as CaCO3	**170**		mg/L	5.0		2.5	402482	05/01/26	05/01/26	WWC
Alkalinity, Total as CaCO3	**200**		mg/L	5.0		2.5	402482	05/01/26	05/01/26	WWC
Method: SM2540C Prep Method: METHOD										
Total Dissolved Solids	**400**		mg/L	20		2	402159	04/28/26	04/30/26	AAB

Sample ID: QCFB **Lab ID: 558183-005** **Collected: 04/23/26 08:02**
Matrix: Water

558183-005 Analyte	Result	Qual	Units	RL	MDL	DF	Batch	Prepared	Analyzed	Chemist
Method: EPA 8260B Prep Method: EPA 5030B										
Freon 12	ND		ug/L	1.0	0.1	1	402053	04/28/26	04/28/26	ZXL
Chloromethane	ND		ug/L	1.0	0.1	1	402053	04/28/26	04/28/26	ZXL
Vinyl Chloride	ND		ug/L	0.5	0.1	1	402053	04/28/26	04/28/26	ZXL
1,1-Dichloroethene	ND		ug/L	0.5	0.1	1	402053	04/28/26	04/28/26	ZXL
Methylene Chloride	**0.4**	J	ug/L	10	0.2	1	402053	04/28/26	04/28/26	ZXL
1,1-Dichloroethane	ND		ug/L	0.5	0.1	1	402053	04/28/26	04/28/26	ZXL
cis-1,2-Dichloroethene	ND		ug/L	0.5	0.2	1	402053	04/28/26	04/28/26	ZXL
1,2-Dichloroethane	ND		ug/L	0.5	0.2	1	402053	04/28/26	04/28/26	ZXL
Benzene	ND		ug/L	0.5	0.1	1	402053	04/28/26	04/28/26	ZXL
Trichloroethene	ND		ug/L	0.5	0.2	1	402053	04/28/26	04/28/26	ZXL
Tetrachloroethene	ND		ug/L	0.5	0.2	1	402053	04/28/26	04/28/26	ZXL
1,4-Dichlorobenzene	ND		ug/L	0.5	0.2	1	402053	04/28/26	04/28/26	ZXL
Surrogates				**Limits**						
Dibromofluoromethane	98%		%REC	70-130		1	402053	04/28/26	04/28/26	ZXL
1,2-Dichloroethane-d4	108%		%REC	70-130		1	402053	04/28/26	04/28/26	ZXL
Toluene-d8	97%		%REC	70-130		1	402053	04/28/26	04/28/26	ZXL
Bromofluorobenzene	100%		%REC	70-130		1	402053	04/28/26	04/28/26	ZXL

Results for any subcontracted analyses are not included in this section.

Analysis Results for 558183

Sample ID: QCTB	Lab ID: 558183-006	Collected: 04/23/26
	Matrix: Water	

558183-006 Analyte	Result	Qual	Units	RL	MDL	DF	Batch	Prepared	Analyzed	Chemist
Method: EPA 8260B Prep Method: EPA 5030B										
Freon 12	ND		ug/L	1.0	0.1	1	402053	04/28/26	04/28/26	ZXL
Chloromethane	ND		ug/L	1.0	0.1	1	402053	04/28/26	04/28/26	ZXL
Vinyl Chloride	ND		ug/L	0.5	0.1	1	402053	04/28/26	04/28/26	ZXL
1,1-Dichloroethene	ND		ug/L	0.5	0.1	1	402053	04/28/26	04/28/26	ZXL
Methylene Chloride	**0.7**	J	ug/L	10	0.2	1	402053	04/28/26	04/28/26	ZXL
1,1-Dichloroethane	ND		ug/L	0.5	0.1	1	402053	04/28/26	04/28/26	ZXL
cis-1,2-Dichloroethene	ND		ug/L	0.5	0.2	1	402053	04/28/26	04/28/26	ZXL
1,2-Dichloroethane	ND		ug/L	0.5	0.2	1	402053	04/28/26	04/28/26	ZXL
Benzene	ND		ug/L	0.5	0.1	1	402053	04/28/26	04/28/26	ZXL
Trichloroethene	ND		ug/L	0.5	0.2	1	402053	04/28/26	04/28/26	ZXL
Tetrachloroethene	ND		ug/L	0.5	0.2	1	402053	04/28/26	04/28/26	ZXL
1,4-Dichlorobenzene	ND		ug/L	0.5	0.2	1	402053	04/28/26	04/28/26	ZXL
Surrogates				**Limits**						
Dibromofluoromethane	98%		%REC	70-130		1	402053	04/28/26	04/28/26	ZXL
1,2-Dichloroethane-d4	107%		%REC	70-130		1	402053	04/28/26	04/28/26	ZXL
Toluene-d8	98%		%REC	70-130		1	402053	04/28/26	04/28/26	ZXL
Bromofluorobenzene	98%		%REC	70-130		1	402053	04/28/26	04/28/26	ZXL

J Estimated value
ND Not Detected

Results for any subcontracted analyses are not included in this section.

Batch QC

Type: Blank	**Lab ID: QC1363594**	**Batch: 401803**
Matrix: Water	**Method: EPA 300.0**	**Prep Method: METHOD**

QC1363594 Analyte	Result	Qual	Units	RL	MDL	Prepared	Analyzed
Fluoride	ND		mg/L	0.20	0.083	04/24/26 13:23	04/24/26 16:21
Chloride	ND		mg/L	1.0	0.27	04/24/26 13:23	04/24/26 16:21
Bromide	ND		mg/L	0.30	0.038	04/24/26 13:23	04/24/26 16:21
Nitrogen, Nitrate	ND		mg/L	0.10	0.05	04/24/26 13:23	04/24/26 16:21
Sulfate	ND		mg/L	1.0	0.20	04/24/26 13:23	04/24/26 16:21

Type: Lab Control Sample	**Lab ID: QC1363595**	**Batch: 401803**
Matrix: Water	**Method: EPA 300.0**	**Prep Method: METHOD**

QC1363595 Analyte	Result	Spiked	Units	Recovery	Qual	Limits
Fluoride	10.55	10.00	mg/L	105%		90-110
Chloride	49.35	50.00	mg/L	99%		90-110
Bromide	15.37	15.00	mg/L	102%		90-110
Nitrogen, Nitrate	4.657	4.518	mg/L	103%		90-110
Sulfate	25.54	25.00	mg/L	102%		90-110

Type: Matrix Spike	**Lab ID: QC1363596**	**Batch: 401803**
Matrix (Source ID): Water (558276-001)	**Method: EPA 300.0**	**Prep Method: METHOD**

QC1363596 Analyte	Result	Source Sample Result	Spiked	Units	Recovery	Qual	Limits	DF
Fluoride	20.94	ND	20.00	mg/L	105%		80-129	1
Chloride	108.0	4.511	100.0	mg/L	103%		80-123	1
Bromide	15.32	ND	15.00	mg/L	102%		80-121	1
Nitrogen, Nitrate	9.334	ND	9.036	mg/L	103%		80-123	1
Sulfate	58.38	7.716	50.00	mg/L	101%		79-124	1

Type: Matrix Spike Duplicate	**Lab ID: QC1363597**	**Batch: 401803**
Matrix (Source ID): Water (558276-001)	**Method: EPA 300.0**	**Prep Method: METHOD**

QC1363597 Analyte	Result	Source Sample Result	Spiked	Units	Recovery	Qual	Limits	RPD	RPD Lim	DF
Fluoride	21.39	ND	20.00	mg/L	107%		80-129	2	21	1
Chloride	110.6	4.511	100.0	mg/L	106%		80-123	2	20	1
Bromide	15.67	ND	15.00	mg/L	104%		80-121	2	20	1
Nitrogen, Nitrate	9.547	ND	9.036	mg/L	106%		80-123	2	20	1
Sulfate	59.56	7.716	50.00	mg/L	104%		79-124	2	20	1

Batch QC

Type:	Matrix Spike	Lab ID:	QC1363598	Batch:	401803
Matrix (Source ID):	Water (558278-001)	Method:	EPA 300.0	Prep Method:	METHOD

QC1363598 Analyte	Result	Source Sample Result	Spiked	Units	Recovery	Qual	Limits	DF
Fluoride	21.42	ND	20.00	mg/L	107%		80-129	1
Chloride	110.6	4.525	100.0	mg/L	106%		80-123	1
Bromide	15.69	ND	15.00	mg/L	105%		80-121	1
Nitrogen, Nitrate	9.571	ND	9.036	mg/L	106%		80-123	1
Sulfate	59.63	7.735	50.00	mg/L	104%		79-124	1

Type:	Matrix Spike Duplicate	Lab ID:	QC1363599	Batch:	401803
Matrix (Source ID):	Water (558278-001)	Method:	EPA 300.0	Prep Method:	METHOD

QC1363599 Analyte	Result	Source Sample Result	Spiked	Units	Recovery	Qual	Limits	RPD	RPD Lim	DF
Fluoride	21.41	ND	20.00	mg/L	107%		80-129	0	21	1
Chloride	110.4	4.525	100.0	mg/L	106%		80-123	0	20	1
Bromide	15.68	ND	15.00	mg/L	105%		80-121	0	20	1
Nitrogen, Nitrate	9.543	ND	9.036	mg/L	106%		80-123	0	20	1
Sulfate	59.66	7.735	50.00	mg/L	104%		79-124	0	20	1

Type:	Blank	Lab ID:	QC1364901	Batch:	402137
Matrix:	Water	Method:	EPA 300.0	Prep Method:	METHOD

QC1364901 Analyte	Result	Qual	Units	RL	MDL	Prepared	Analyzed
Sulfate	ND		mg/L	1.0	0.26	04/28/26 16:33	04/28/26 17:00

Type:	Lab Control Sample	Lab ID:	QC1364902	Batch:	402137
Matrix:	Water	Method:	EPA 300.0	Prep Method:	METHOD

QC1364902 Analyte	Result	Spiked	Units	Recovery	Qual	Limits
Sulfate	25.04	25.00	mg/L	100%		90-110

Type:	Matrix Spike	Lab ID:	QC1364903	Batch:	402137
Matrix (Source ID):	Water (558468-003)	Method:	EPA 300.0	Prep Method:	METHOD

QC1364903 Analyte	Result	Source Sample Result	Spiked	Units	Recovery	Qual	Limits	DF
Sulfate	125.0	67.95	50.00	mg/L	114%	E	79-124	1

Batch QC

Type:	Matrix Spike Duplicate	Lab ID:	QC1364904	Batch:	402137
Matrix (Source ID):	Water (558468-003)	Method:	EPA 300.0	Prep Method:	METHOD

QC1364904 Analyte	Result	Source Sample Result	Spiked	Units	Recovery	Qual	Limits	RPD	RPD Lim	DF
Sulfate	121.5	67.95	50.00	mg/L	107%	E	79-124		20	1

Type:	Matrix Spike	Lab ID:	QC1364947	Batch:	402137
Matrix (Source ID):	Water (558487-002)	Method:	EPA 300.0	Prep Method:	METHOD

QC1364947 Analyte	Result	Source Sample Result	Spiked	Units	Recovery	Qual	Limits	DF
Sulfate	131.2	86.12	50.00	mg/L	90%	E	79-124	1

Type:	Matrix Spike Duplicate	Lab ID:	QC1364948	Batch:	402137
Matrix (Source ID):	Water (558487-002)	Method:	EPA 300.0	Prep Method:	METHOD

QC1364948 Analyte	Result	Source Sample Result	Spiked	Units	Recovery	Qual	Limits	RPD	RPD Lim	DF
Sulfate	131.9	86.12	50.00	mg/L	92%	E	79-124		20	1

Type:	Blank	Lab ID:	QC1365075	Batch:	402188
Matrix:	Water	Method:	EPA 350.1	Prep Method:	METHOD

QC1365075 Analyte	Result	Qual	Units	RL	MDL	Prepared	Analyzed
Ammonia-N	ND		mg/L	0.10	0.068	04/29/26	04/29/26

Type:	Lab Control Sample	Lab ID:	QC1365076	Batch:	402188
Matrix:	Water	Method:	EPA 350.1	Prep Method:	METHOD

QC1365076 Analyte	Result	Spiked	Units	Recovery	Qual	Limits
Ammonia-N	0.9507	1.000	mg/L	95%		90-110

Type:	Matrix Spike	Lab ID:	QC1365077	Batch:	402188
Matrix (Source ID):	Water (558183-001)	Method:	EPA 350.1	Prep Method:	METHOD

QC1365077 Analyte	Result	Source Sample Result	Spiked	Units	Recovery	Qual	Limits	DF
Ammonia-N	2.063	1.071	1.000	mg/L	99%		90-110	2

Batch QC

Type:	Matrix Spike Duplicate	Lab ID:	QC1365078	Batch:	402188
Matrix (Source ID):	Water (558183-001)	Method:	EPA 350.1	Prep Method:	METHOD

QC1365078 Analyte	Result	Source Sample Result	Spiked	Units	Recovery	Qual	Limits	RPD	RPD Lim	DF
Ammonia-N	2.116	1.071	1.000	mg/L	105%		90-110	3	20	2

Type:	Matrix Spike	Lab ID:	QC1365079	Batch:	402188
Matrix (Source ID):	Water (558183-002)	Method:	EPA 350.1	Prep Method:	METHOD

QC1365079 Analyte	Result	Source Sample Result	Spiked	Units	Recovery	Qual	Limits	DF
Ammonia-N	0.9787	ND	1.000	mg/L	98%		90-110	1

Type:	Matrix Spike Duplicate	Lab ID:	QC1365080	Batch:	402188
Matrix (Source ID):	Water (558183-002)	Method:	EPA 350.1	Prep Method:	METHOD

QC1365080 Analyte	Result	Source Sample Result	Spiked	Units	Recovery	Qual	Limits	RPD	RPD Lim	DF
Ammonia-N	0.9942	ND	1.000	mg/L	99%		90-110	2	20	1

Type:	Blank	Lab ID:	QC1363783	Batch:	401861
Matrix:	Water	Method:	EPA 410.4	Prep Method:	EPA 410.4

QC1363783 Analyte	Result	Qual	Units	RL	MDL	Prepared	Analyzed
Chemical Oxygen Demand	ND		mg/L	4.0	2.6	04/25/26	04/25/26

Type:	Lab Control Sample	Lab ID:	QC1363784	Batch:	401861
Matrix:	Water	Method:	EPA 410.4	Prep Method:	EPA 410.4

QC1363784 Analyte	Result	Spiked	Units	Recovery	Qual	Limits
Chemical Oxygen Demand	100.0	100.0	mg/L	100%		90-110

Type:	Matrix Spike	Lab ID:	QC1363785	Batch:	401861
Matrix (Source ID):	Water (558025-001)	Method:	EPA 410.4	Prep Method:	EPA 410.4

QC1363785 Analyte	Result	Source Sample Result	Spiked	Units	Recovery	Qual	Limits	DF
Chemical Oxygen Demand	132.0	25.00	100.0	mg/L	107%		75-125	2

Batch QC

Type:	Matrix Spike Duplicate	Lab ID:	QC1363786	Batch:	401861
Matrix (Source ID):	Water (558025-001)	Method:	EPA 410.4	Prep Method:	EPA 410.4

QC1363786 Analyte	Result	Source Sample Result	Spiked	Units	Recovery	Qual	Limits	RPD	RPD Lim	DF
Chemical Oxygen Demand	132.0	25.00	100.0	mg/L	107%		75-125	0	20	2

Type:	Matrix Spike	Lab ID:	QC1363787	Batch:	401861
Matrix (Source ID):	Water (558077-001)	Method:	EPA 410.4	Prep Method:	EPA 410.4

QC1363787 Analyte	Result	Source Sample Result	Spiked	Units	Recovery	Qual	Limits	DF
Chemical Oxygen Demand	122.0	27.00	100.0	mg/L	95%		75-125	2

Type:	Matrix Spike Duplicate	Lab ID:	QC1363788	Batch:	401861
Matrix (Source ID):	Water (558077-001)	Method:	EPA 410.4	Prep Method:	EPA 410.4

QC1363788 Analyte	Result	Source Sample Result	Spiked	Units	Recovery	Qual	Limits	RPD	RPD Lim	DF
Chemical Oxygen Demand	128.0	27.00	100.0	mg/L	101%		75-125	5	20	2

Type:	Blank	Lab ID:	QC1363800	Batch:	401866
Matrix:	Water	Method:	EPA 6010B	Prep Method:	EPA 3015A

QC1363800 Analyte	Result	Qual	Units	RL	MDL	Prepared	Analyzed
Boron	ND		mg/L	0.050	0.0090	04/25/26	04/25/26
Calcium	0.011	J	mg/L	0.10	0.0095	04/25/26	04/25/26
Iron	ND		mg/L	0.020	0.017	04/25/26	04/25/26
Magnesium	ND		mg/L	0.10	0.017	04/25/26	04/25/26
Manganese	ND		mg/L	0.010	0.00075	04/25/26	04/25/26
Potassium	ND		mg/L	0.50	0.20	04/25/26	04/25/26
Sodium	ND		mg/L	0.50	0.017	04/25/26	04/25/26

Type:	Lab Control Sample	Lab ID:	QC1363801	Batch:	401866
Matrix:	Water	Method:	EPA 6010B	Prep Method:	EPA 3015A

QC1363801 Analyte	Result	Spiked	Units	Recovery	Qual	Limits
Boron	0.3817	0.4000	mg/L	95%		80-120
Calcium	19.69	20.40	mg/L	97%		80-120
Iron	0.3877	0.4000	mg/L	97%		80-120
Magnesium	19.65	20.40	mg/L	96%		80-120
Manganese	0.3982	0.4000	mg/L	100%		80-120
Potassium	22.84	24.00	mg/L	95%		80-120
Sodium	19.41	20.40	mg/L	95%		80-120

Batch QC

Type:	Matrix Spike	Lab ID:	QC1363849	Batch:	401866
Matrix (Source ID):	Water (558337-001)	Method:	EPA 6010B	Prep Method:	EPA 3015A

QC1363849 Analyte	Result	Source Sample Result	Spiked	Units	Recovery	Qual	Limits	DF
Boron	83.17	79.33	4.000	mg/L	96%	NM	75-125	10
Calcium	6,737	6599	204.0	mg/L	68%	NM	75-125	10
Iron	721.8	722.0	4.000	mg/L	-5%	E,NM	75-125	10
Magnesium	846.4	661.4	204.0	mg/L	91%		75-125	10
Manganese	43.90	40.34	4.000	mg/L	89%	NM	75-125	10
Potassium	1,705	1472	240.0	mg/L	97%	NM	75-125	10
Sodium	4,769	4617	204.0	mg/L	75%	NM	75-125	10

Type:	Matrix Spike Duplicate	Lab ID:	QC1363850	Batch:	401866
Matrix (Source ID):	Water (558337-001)	Method:	EPA 6010B	Prep Method:	EPA 3015A

QC1363850 Analyte	Result	Source Sample Result	Spiked	Units	Recovery	Qual	Limits	RPD	RPD Lim	DF
Boron	81.76	79.33	4.000	mg/L	61%	NM	75-125	2	20	10
Calcium	6,678	6599	204.0	mg/L	38%	NM	75-125	1	20	10
Iron	716.5	722.0	4.000	mg/L	-138%	E,NM	75-125		22	10
Magnesium	836.4	661.4	204.0	mg/L	86%		75-125	1	20	10
Manganese	43.50	40.34	4.000	mg/L	79%	NM	75-125	1	20	10
Potassium	1,678	1472	240.0	mg/L	86%	NM	75-125	2	20	10
Sodium	4,713	4617	204.0	mg/L	47%	NM	75-125	1	20	10

Type:	Serial Dilution	Lab ID:	QC1363851	Batch:	401866
Matrix (Source ID):	Water (558337-001)	Method:	EPA 6010B	Prep Method:	EPA 3015A

QC1363851 Analyte	Result	Source Sample Result	Units	Qual	RPD	RPD Lim	DF
Boron	75.45	79.33	mg/L				50
Calcium	6,711	6599	mg/L				50
Iron	727.9	722.0	mg/L				50
Magnesium	665.1	661.4	mg/L				50
Manganese	39.27	40.34	mg/L				50
Potassium	1,363	1472	mg/L				50
Sodium	4,551	4617	mg/L				50

Batch QC

Type:	Lab Control Sample	Lab ID:	QC1364564	Batch:	402053
Matrix:	Water	Method:	EPA 8260B	Prep Method:	EPA 5030B

QC1364564 Analyte	Result	Spiked	Units	Recovery	Qual	Limits
1,1-Dichloroethene	51.10	50.00	ug/L	102%		69-128
MTBE	51.18	50.00	ug/L	102%		66-125
Benzene	50.46	50.00	ug/L	101%		76-121
Trichloroethene	52.14	50.00	ug/L	104%		76-124
Toluene	50.08	50.00	ug/L	100%		76-120
Chlorobenzene	50.81	50.00	ug/L	102%		78-120
Surrogates						
Dibromofluoromethane	48.74	50.00	ug/L	97%		70-130
1,2-Dichloroethane-d4	53.41	50.00	ug/L	107%		70-130
Toluene-d8	49.87	50.00	ug/L	100%		70-130
Bromofluorobenzene	50.21	50.00	ug/L	100%		70-130

Type:	Lab Control Sample Duplicate	Lab ID:	QC1364565	Batch:	402053
Matrix:	Water	Method:	EPA 8260B	Prep Method:	EPA 5030B

QC1364565 Analyte	Result	Spiked	Units	Recovery	Qual	Limits	RPD	RPD Lim
1,1-Dichloroethene	50.35	50.00	ug/L	101%		69-128	1	23
MTBE	52.59	50.00	ug/L	105%		66-125	3	22
Benzene	49.50	50.00	ug/L	99%		76-121	2	21
Trichloroethene	50.11	50.00	ug/L	100%		76-124	4	22
Toluene	48.36	50.00	ug/L	97%		76-120	4	21
Chlorobenzene	49.53	50.00	ug/L	99%		78-120	3	20
Surrogates								
Dibromofluoromethane	50.36	50.00	ug/L	101%		70-130		
1,2-Dichloroethane-d4	53.95	50.00	ug/L	108%		70-130		
Toluene-d8	48.50	50.00	ug/L	97%		70-130		
Bromofluorobenzene	48.86	50.00	ug/L	98%		70-130		

Batch QC

Type: Blank	**Lab ID: QC1364569**	**Batch: 402053**
Matrix: Water	**Method: EPA 8260B**	**Prep Method: EPA 5030B**

QC1364569 Analyte	Result	Qual	Units	RL	MDL	Prepared	Analyzed
Freon 12	ND		ug/L	1.0	0.1	04/28/26	04/28/26
Chloromethane	ND		ug/L	1.0	0.1	04/28/26	04/28/26
Vinyl Chloride	ND		ug/L	0.5	0.1	04/28/26	04/28/26
1,1-Dichloroethene	ND		ug/L	0.5	0.1	04/28/26	04/28/26
Methylene Chloride	ND		ug/L	10	0.2	04/28/26	04/28/26
1,1-Dichloroethane	ND		ug/L	0.5	0.1	04/28/26	04/28/26
cis-1,2-Dichloroethene	ND		ug/L	0.5	0.2	04/28/26	04/28/26
1,2-Dichloroethane	ND		ug/L	0.5	0.2	04/28/26	04/28/26
Benzene	ND		ug/L	0.5	0.1	04/28/26	04/28/26
Trichloroethene	ND		ug/L	0.5	0.2	04/28/26	04/28/26
Tetrachloroethene	ND		ug/L	0.5	0.2	04/28/26	04/28/26
1,4-Dichlorobenzene	ND		ug/L	0.5	0.2	04/28/26	04/28/26
Surrogates				**Limits**			
Dibromofluoromethane	100%		%REC	70-130		04/28/26	04/28/26
1,2-Dichloroethane-d4	110%		%REC	70-130		04/28/26	04/28/26
Toluene-d8	97%		%REC	70-130		04/28/26	04/28/26
Bromofluorobenzene	98%		%REC	70-130		04/28/26	04/28/26

Type: Matrix Spike	**Lab ID: QC1364682**	**Batch: 402053**
Matrix (Source ID): Water (558183-001)	**Method: EPA 8260B**	**Prep Method: EPA 5030B**

QC1364682 Analyte	Result	Source Sample Result	Spiked	Units	Recovery	Qual	Limits	DF
1,1-Dichloroethene	23.49	ND	20.00	ug/L	117%		62-131	1
MTBE	22.98	ND	20.00	ug/L	115%		61-124	1
Benzene	22.18	ND	20.00	ug/L	111%		70-123	1
Trichloroethene	23.08	ND	20.00	ug/L	115%		65-131	1
Toluene	22.40	ND	20.00	ug/L	112%		69-120	1
Chlorobenzene	22.66	ND	20.00	ug/L	113%		72-121	1
Surrogates								
Dibromofluoromethane	48.07		50.00	ug/L	96%		70-130	1
1,2-Dichloroethane-d4	53.68		50.00	ug/L	107%		70-130	1
Toluene-d8	49.65		50.00	ug/L	99%		70-130	1
Bromofluorobenzene	49.14		50.00	ug/L	98%		70-130	1

Batch QC

Type:	Matrix Spike Duplicate	Lab ID:	QC1364683	Batch:	402053
Matrix (Source ID):	Water (558183-001)	Method:	EPA 8260B	Prep Method:	EPA 5030B

QC1364683 Analyte	Result	Source Sample Result	Spiked	Units	Recovery	Qual	Limits	RPD	RPD Lim	DF
1,1-Dichloroethene	20.46	ND	20.00	ug/L	102%		62-131	14	31	1
MTBE	20.82	ND	20.00	ug/L	104%		61-124	10	30	1
Benzene	19.85	ND	20.00	ug/L	99%		70-123	11	31	1
Trichloroethene	19.53	ND	20.00	ug/L	98%		65-131	17	31	1
Toluene	19.17	ND	20.00	ug/L	96%		69-120	16	29	1
Chlorobenzene	19.62	ND	20.00	ug/L	98%		72-121	14	29	1
Surrogates										
Dibromofluoromethane	49.43		50.00	ug/L	99%		70-130			1
1,2-Dichloroethane-d4	55.55		50.00	ug/L	111%		70-130			1
Toluene-d8	48.77		50.00	ug/L	98%		70-130			1
Bromofluorobenzene	49.99		50.00	ug/L	100%		70-130			1

Type:	Blank	Lab ID:	QC1364853	Batch:	402126
Matrix:	Water	Method:	EPA 8270C-SIM	Prep Method:	EPA 3535

QC1364853 Analyte	Result	Qual	Units	RL	MDL	Prepared	Analyzed
1,4-Dioxane	ND		ug/L	1.0	0.84	04/28/26	05/01/26
Surrogates				**Limits**			
1,4-Dioxane-d8 (SUR)	101%		%REC	80-120		04/28/26	05/01/26

Type:	Lab Control Sample	Lab ID:	QC1364854	Batch:	402126
Matrix:	Water	Method:	EPA 8270C-SIM	Prep Method:	EPA 3535

QC1364854 Analyte	Result	Spiked	Units	Recovery	Qual	Limits
1,4-Dioxane	9.804	10.00	ug/L	98%		79-120
Surrogates						
1,4-Dioxane-d8 (SUR)	10.24	10.00	ug/L	102%		80-120

Type:	Lab Control Sample Duplicate	Lab ID:	QC1364855	Batch:	402126
Matrix:	Water	Method:	EPA 8270C-SIM	Prep Method:	EPA 3535

QC1364855 Analyte	Result	Spiked	Units	Recovery	Qual	Limits	RPD	RPD Lim
1,4-Dioxane	10.22	10.00	ug/L	102%		79-120	4	20
Surrogates								
1,4-Dioxane-d8 (SUR)	10.31	10.00	ug/L	103%		80-120		

Type:	Blank	Lab ID:	QC1363919	Batch:	401893
Matrix:	Water	Method:	SM 4500-S2-D	Prep Method:	METHOD

QC1363919 Analyte	Result	Qual	Units	RL	MDL	Prepared	Analyzed
Sulfide	ND		mg/L	0.10		04/25/26	04/25/26

Batch QC

Type: Lab Control Sample	Lab ID: QC1363920	Batch: 401893
Matrix: Water	Method: SM 4500-S2-D	Prep Method: METHOD

QC1363920 Analyte	Result	Spiked	Units	Recovery	Qual	Limits
Sulfide	0.9000	1.000	mg/L	90%		90-110

Type: Matrix Spike	Lab ID: QC1363923	Batch: 401893
Matrix (Source ID): Water (558183-001)	Method: SM 4500-S2-D	Prep Method: METHOD

QC1363923 Analyte	Result	Source Sample Result	Spiked	Units	Recovery	Qual	Limits	DF
Sulfide	0.8000	ND	1.000	mg/L	80%		80-120	1

Type: Matrix Spike Duplicate	Lab ID: QC1363924	Batch: 401893
Matrix (Source ID): Water (558183-001)	Method: SM 4500-S2-D	Prep Method: METHOD

QC1363924 Analyte	Result	Source Sample Result	Spiked	Units	Recovery	Qual	Limits	RPD	RPD Lim	DF
Sulfide	0.9000	ND	1.000	mg/L	90%		80-120	12	20	1

Type: Blank	Lab ID: QC1364311	Batch: 401990
Matrix: Water	Method: SM 5310B	Prep Method: SM 5310B

QC1364311 Analyte	Result	Qual	Units	RL	MDL	Prepared	Analyzed
Total Organic Carbon	ND		mg/L	1.0	0.49	04/27/26	04/27/26

Type: Lab Control Sample	Lab ID: QC1364312	Batch: 401990
Matrix: Water	Method: SM 5310B	Prep Method: SM 5310B

QC1364312 Analyte	Result	Spiked	Units	Recovery	Qual	Limits
Total Organic Carbon	24.10	25.00	mg/L	96%		85-115

Type: Matrix Spike	Lab ID: QC1364313	Batch: 401990
Matrix (Source ID): Water (558163-001)	Method: SM 5310B	Prep Method: SM 5310B

QC1364313 Analyte	Result	Source Sample Result	Spiked	Units	Recovery	Qual	Limits	DF
Total Organic Carbon	31.36	3.333	25.00	mg/L	112%		75-125	1

Type: Matrix Spike Duplicate	Lab ID: QC1364314	Batch: 401990
Matrix (Source ID): Water (558163-001)	Method: SM 5310B	Prep Method: SM 5310B

QC1364314 Analyte	Result	Source Sample Result	Spiked	Units	Recovery	Qual	Limits	RPD	RPD Lim	DF
Total Organic Carbon	29.77	3.333	25.00	mg/L	106%		75-125	5	25	1

Batch QC

Type:	Matrix Spike	Lab ID:	QC1364315	Batch:	401990
Matrix (Source ID):	Water (558166-001)	Method:	SM 5310B	Prep Method:	SM 5310B

QC1364315 Analyte	Result	Source Sample Result	Spiked	Units	Recovery	Qual	Limits	DF
Total Organic Carbon	35.72	5.871	25.00	mg/L	119%		75-125	1

Type:	Matrix Spike Duplicate	Lab ID:	QC1364316	Batch:	401990
Matrix (Source ID):	Water (558166-001)	Method:	SM 5310B	Prep Method:	SM 5310B

QC1364316 Analyte	Result	Source Sample Result	Spiked	Units	Recovery	Qual	Limits	RPD	RPD Lim	DF
Total Organic Carbon	34.33	5.871	25.00	mg/L	114%		75-125	4	25	1

Type:	Blank	Lab ID:	QC1366136	Batch:	402482
Matrix:	Water	Method:	SM2320B	Prep Method:	METHOD

QC1366136 Analyte	Result	Qual	Units	RL	MDL	Prepared	Analyzed
Alkalinity, Bicarbonate, as CaCO3	ND		mg/L	2.0		05/01/26	05/01/26
Alkalinity, Total as CaCO3	ND		mg/L	2.0		05/01/26	05/01/26

Type:	Lab Control Sample	Lab ID:	QC1366137	Batch:	402482
Matrix:	Water	Method:	SM2320B	Prep Method:	METHOD

QC1366137 Analyte	Result	Spiked	Units	Recovery	Qual	Limits
Alkalinity, Total as CaCO3	101.5	100.0	mg/L	101%		90-110

Type:	Sample Duplicate	Lab ID:	QC1366138	Batch:	402482
Matrix (Source ID):	Water (558183-001)	Method:	SM2320B	Prep Method:	METHOD

QC1366138 Analyte	Result	Source Sample Result	Units	Qual	RPD	RPD Lim	DF
Alkalinity, Bicarbonate, as CaCO3	419.3	413.0	mg/L		2	20	2.5
Alkalinity, Total as CaCO3	419.3	413.0	mg/L		2	20	2.5

Type:	Blank	Lab ID:	QC1364949	Batch:	402159
Matrix:	Water	Method:	SM2540C	Prep Method:	METHOD

QC1364949 Analyte	Result	Qual	Units	RL	MDL	Prepared	Analyzed
Total Dissolved Solids	ND		mg/L	10		04/28/26	04/30/26

Type:	Lab Control Sample	Lab ID:	QC1364950	Batch:	402159
Matrix:	Water	Method:	SM2540C	Prep Method:	METHOD

QC1364950 Analyte	Result	Spiked	Units	Recovery	Qual	Limits
Total Dissolved Solids	1,010	1000	mg/L	101%		90-110

Batch QC

Type:	**Sample Duplicate**	**Lab ID:**	**QC1364953**	**Batch:**	**402159**
Matrix (Source ID):	**Water (558130-001)**	**Method:**	**SM2540C**	**Prep Method:**	**METHOD**

QC1364953 Analyte	Result	Source Sample Result	Units	Qual	RPD	RPD Lim	DF
Total Dissolved Solids	40,880	41560	mg/L		2	5	20

Type:	**Sample Duplicate**	**Lab ID:**	**QC1364954**	**Batch:**	**402159**
Matrix (Source ID):	**Water (558162-003)**	**Method:**	**SM2540C**	**Prep Method:**	**METHOD**

QC1364954 Analyte	Result	Source Sample Result	Units	Qual	RPD	RPD Lim	DF
Total Dissolved Solids	1,204	1244	mg/L		3	5	2

E	Response exceeds instrument's linear range
J	Estimated value
ND	Not Detected
NM	Not Meaningful

Laboratory Job Number 558183

Subcontracted Products

McCampbell Analytical, Inc.

McCampbell Analytical, Inc.

"When Quality Counts"

Analytical Report

WorkOrder: 2604M48

Report Created for: Onterris Laboratories, LLC.

931 West Barkley Avenue
Orange, CA 92868

Project Contact: David Tripp
Project P.O.: 096843
Project: EO-558183

Project Location:
Project Received: 04/28/2026

Analytical Report reviewed & approved for release on 04/30/2026 by:

Yen Cao

Yen Cao
Project Manager

McCampbell Analytical Inc. is not accredited for all the testing in this report. The report shall not be reproduced except in full, without the written approval of the laboratory. The analytical results relate only to the items tested.

1534 Willow Pass Rd. Pittsburg, CA 94565 ♦ TEL: (877) 252-9262 ♦ FAX: (925) 252-9269 ♦ www.mccampbell.com

30 of 39

McCampbell Analytical, Inc.
"When Quality Counts"

1534 Willow Pass Road, Pittsburg, CA 94565-1701
Toll Free Telephone: (877) 252-9262 / Fax: (925) 252-9269
http://www.mccampbell.com / E-mail: main@mccampbell.com

Glossary of Terms & Qualifier Definitions

Client: Onterris Laboratories, LLC. **WorkOrder:** 2604M48

Project: EO-558183

Glossary Abbreviation

%D	Serial Dilution Percent Difference
95% Interval	95% Confident Interval
CCV	Continuing Calibration Verification.
CCV REC (%)	The % recovery of Continuing Calibration Verification
DF	Dilution Factor
DI WET	(DISTLC) Waste Extraction Test using DI water
DISS	Dissolved (sample filtered using a 0.45 µm filter size)
DLT	Dilution Test (Serial Dilution)
DUP	Duplicate
EDL	Estimated Detection Limit
ITEF	International Toxicity Equivalence Factor
LCS	Laboratory Control Sample
LCS2	Second LCS for the batch. Spike level is lower than that for the first LCS; applicable to method 1633.
LQL	Lowest Quantitation Level
MB	Method Blank
MB IS/SS % Rec	% Recovery of Internal Standard or Surrogate in Method Blank, if applicable
MB SS % Rec	% Recovery of Surrogate in Method Blank, if applicable
MDL	Method Detection Limit [1]
ML	Minimum Level of Quantitation
MS	Matrix Spike
MSD	Matrix Spike Duplicate
NA	Not Applicable
ND	Not detected at or above the indicated MDL (if present) or RL.
NR	Data Not Reported due to matrix interference or insufficient sample amount.
PDS	Post Digestion Spike
PF	Prep Factor
RD	Relative Difference
RL	Reporting Limit [2]
RPD	Relative Percent Difference
RRT	Relative Retention Time
RSD	Relative Standard Deviation
SPK Val	Spike Value
SPKRef Val	Spike Reference Value
SPLP	Synthetic Precipitation Leachate Procedure

[1] MDL is the minimum measured concentration of a substance that can be reported with 99% confidence that the measured concentration is distinguishable from method blank results. Definition and Procedure for the Determination of the Method Detection Limit, Revision 2, 40CFR, Part 136, Appendix B, EPA 821-R-16-006, December 2016. Values are based upon our default extraction volume/amount and are subject to change.

[2] RL is the lowest level that can be reliably determined within specified limits of precision and accuracy during routine laboratory operating conditions. (The RL cannot be lower than the lowest calibration standard used in the initial calibration of the instrument and must be greater than the MDL.) Values are based upon our default extraction volume/amount and are subject to change.

McCampbell Analytical, Inc.
"When Quality Counts"

1534 Willow Pass Road, Pittsburg, CA 94565-1701
Toll Free Telephone: (877) 252-9262 / Fax: (925) 252-9269
http://www.mccampbell.com / E-mail: main@mccampbell.com

Glossary of Terms & Qualifier Definitions

Client: Onterris Laboratories, LLC. **WorkOrder:** 2604M48

Project: EO-558183

TCLP	Toxicity Characteristic Leachate Procedure
TEQ	Toxicity Equivalents
TNTC	“Too Numerous to Count;” greater than 250 colonies observed on the plate.
TPH-Diesel	Sample results for semi-volatile TPH (diesel, kerosene, oil, etc) were calculated using a background subtraction procedure to correct for instrument baseline rise (column bleed) as described in Sec 7.7.2.2 of EPA 8015 B, C.
TZA	TimeZone Net Adjustment for sample collected outside of MAI's Coordinated Universal Time (UTC). (Adjustment for Daylight Saving is not accounted.)
WET (STLC)	Waste Extraction Test (Soluble Threshold Limit Concentration)

McCampbell Analytical, Inc.
"When Quality Counts"

1534 Willow Pass Road, Pittsburg, CA 94565-1701
Toll Free Telephone: (877) 252-9262 / Fax: (925) 252-9269
http://www.mccampbell.com / E-mail: main@mccampbell.com

Analytical Report

Client:	Enthalpy Analytical	**WorkOrder:**	2604M48
Date Received:	04/28/2026 9:58	**Extraction Method:**	RSK175
Date Prepared:	04/29/2026	**Analytical Method:**	RSK175
Project:	EO-558183	**Unit:**	µg/L

Dissolved Carbon Dioxide by RSK 175

Client ID	Lab ID	Matrix	Date Collected	Instrument FileID	Batch ID
DW-8	2604M48-001A	Water	04/23/2026 08:00	GC26 0429260904.D	340763

Analytes	Result	MDL	RL	DF	Date Analyzed
Carbon Dioxide	**31,000**	2000	2000	40	04/29/2026 11:10

Analyst(s): CLO

Client ID	Lab ID	Matrix	Date Collected	Instrument FileID	Batch ID
DW-30	2604M48-002A	Water	04/23/2026 09:22	GC26 0429260905.D	340763

Analytes	Result	MDL	RL	DF	Date Analyzed
Carbon Dioxide	**3300**	120	120	2.5	04/29/2026 11:36

Analyst(s): CLO

Client ID	Lab ID	Matrix	Date Collected	Instrument FileID	Batch ID
DW-15	2604M48-003A	Water	04/23/2026 10:17	GC26 0429260906.D	340763

Analytes	Result	MDL	RL	DF	Date Analyzed
Carbon Dioxide	**18,000**	1000	1000	20	04/29/2026 12:03

Analyst(s): CLO

(Cont.)

McCampbell Analytical, Inc.
"When Quality Counts"

1534 Willow Pass Road, Pittsburg, CA 94565-1701
Toll Free Telephone: (877) 252-9262 / Fax: (925) 252-9269
http://www.mccampbell.com / E-mail: main@mccampbell.com

Analytical Report

Client:	Enthalpy Analytical	**WorkOrder:**	2604M48
Date Received:	04/28/2026 9:58	**Extraction Method:**	RSK175
Date Prepared:	04/29/2026	**Analytical Method:**	RSK175
Project:	EO-558183	**Unit:**	µg/L

Dissolved Carbon Dioxide by RSK 175

Client ID	Lab ID	Matrix	Date Collected	Instrument FileID	Batch ID
DW-14	2604M48-004A	Water	04/23/2026 11:37	GC26 0429260907.D	340763

Analytes	Result	MDL	RL	DF	Date Analyzed
Carbon Dioxide	**730**	50	50	1	04/29/2026 13:09

Analyst(s): CLO

McCampbell Analytical, Inc.
"When Quality Counts"

1534 Willow Pass Road, Pittsburg, CA 94565-1701
Toll Free Telephone: (877) 252-9262 / Fax: (925) 252-9269
http://www.mccampbell.com / E-mail: main@mccampbell.com

Quality Control Report

Client:	Enthalpy Analytical	**WorkOrder:**	2604M48
Date Prepared:	04/29/2026	**BatchID:**	340763
Date Analyzed:	04/29/2026	**Extraction Method:**	RSK175
Instrument:	GC26	**Analytical Method:**	RSK175
Matrix:	Water	**Unit:**	µg/L
Project:	EO-558183	**Sample ID:**	MB/LCS/LCSD-340763

QC Summary Report for RSK175

Analyte	MB Result	MDL	RL			
Carbon Dioxide	ND	50	50	-	-	-

Analyte	LCS Result	LCSD Result	SPK Val	LCS %REC	LCSD %REC	LCS/LCSD Limits	RPD	RPD Limit
Carbon Dioxide	170	150	187.2	89	79	70-130	11.4	30

McCampbell Analytical, Inc.
1534 Willow Pass Rd
Pittsburg, CA 94565-1701
(925) 252-9262

CHAIN-OF-CUSTODY RECORD

WorkOrder: 2604M48 **ClientCode: ENO** **QuoteID: 262776**

☐ WaterTrax ☐ CLIP ☐ EDF ☑ EQuIS ☑ Dry-Weight ☑ Email ☐ HardCopy ☐ ThirdParty ☑ J-flag

☑ Detection Summary ☑ **Excel** [A1_Standard _QC]

Report to:
David Tripp
Enthalpy Analytical
931 West Barkley Avenue
Orange, CA 92868
657-581-4710 FAX:

Email: david.tripp@enthalpy.com
cc/3rd Party: incomingreports@enthalpy.com;
PO: 096843
Project: EO-558183

Bill to:
Accounts Payable/Enthalpy SoCal
Montrose Environmental Group
PO Box 842165
Boston, MA 02284-2165
003EL_ap@montrose-env.com

Requested TAT: 2 days;

Date Received: **04/28/2026**
Date Logged: **04/28/2026**

Lab ID	ClientSampID	Matrix	Collection Date	Hold	Requested Tests (See legend below)											
					1	2	3	4	5	6	7	8	9	10	11	12
2604M48-001	DW-8	Water	4/23/2026 08:00	☐	A	A										
2604M48-002	DW-30	Water	4/23/2026 09:22	☐	A	A										
2604M48-003	DW-15	Water	4/23/2026 10:17	☐	A	A										
2604M48-004	DW-14	Water	4/23/2026 11:37	☐	A	A										

Test Legend:

1	PRDisposal Fee	2	RSK175_CO2_W	3		4	
5		6		7		8	
9		10		11		12	

Project Manager: Jena Alfaro

Prepared by: Agustina Venegas

Comments:

NOTE: Soil samples are discarded 60 days after receipt unless other arrangements are made (Water samples are 30 days).
Hazardous samples will be returned to client or disposed of at client expense.

McCampbell Analytical, Inc.
"When Quality Counts"

1534 Willow Pass Road, Pittsburg, CA 94565-1701
Toll Free Telephone: (877) 252-9262 / Fax: (925) 252-9269
http://www.mccampbell.com / E-mail: main@mccampbell.com

WORK ORDER SUMMARY

Client Name: ENTHALPY ANALYTICAL
Client Contact: David Tripp
Contact's Email: david.tripp@enthalpy.com

Project: EO-558183
Comments:

Work Order: 2604M48
QC Level: LEVEL 2
Date Logged: 4/28/2026

☐ WaterTrax ☐ CLIP ☐ EDF ☑ Excel ☐ EQuIS ☑ Email ☐ HardCopy ☐ ThirdParty ☑ J-flag

LabID	ClientSampID	Matrix	Test Name	Cont./ Comp.	Bottle & Preservative	U**	Head Space	Dry-Weight	Collection Date & Time	TAT	Test Due Date	Sediment Content	Hold	Sub Out
001A	DW-8	Water	RSK175 (CO2)	2	VOA, Unpres	☐	☐	☐	4/23/2026 8:00	2 days	4/30/2026	Present	☐	☐
002A	DW-30	Water	RSK175 (CO2)	2	VOA, Unpres	☐	☐	☐	4/23/2026 9:22	2 days	4/30/2026	Present	☐	☐
003A	DW-15	Water	RSK175 (CO2)	2	VOA, Unpres	☐	☐	☐	4/23/2026 10:17	2 days	4/30/2026	Present	☐	☐
004A	DW-14	Water	RSK175 (CO2)	2	VOA, Unpres	☐	☐	☐	4/23/2026 11:37	2 days	4/30/2026	Present	☐	☐

NOTES: * STLC and TCLP extractions require 2 days to complete; therefore, all TATs begin after the extraction is completed (i.e., One-day TAT yields results in 3 days from sample submission).

- ISM prep requires 5 to 10 days to complete; therefore, all TATs begin after the extraction is completed (i.e., One-day TAT yields results in 6 to 11 days from sample submission). Due date listed on WO summary will not accurately reflect the time needed for sample preparation.

- Organic extracts are held for 40 days before disposal; Inorganic extract are held for 30 days.

- MAI assumes that all material present in the provided sampling container is considered part of the sample - MAI does not exclude any material from the sample prior to sample preparation unless requested in writing by the client.

U = An unpreserved container was received for a method that suggests a preservation in order to extend hold time for analysis.**

Cont./Comp. = Containers /Composites

HOLD TIME RUSH

2604M48

Onterris ENTHALPY ANALYTICAL

931 West Barkley Ave
Orange, CA 92868
(714) 771-6900

Subcontract Laboratory:
McCampbell Analytical, Inc.
1534 Willow Pass Rd.
Pittsburg, CA 94565
ATTN: Quote ID: 262776
PO #: PO-096843

Results Due: Standard TAT
Report Level: II
Report To: MDL
EDDs: Standard Excel EDD

Onterris (Orange, CA) Order: EO-558183
PM: David Tripp
Email: david.tripp@onterris.com
CC: incomingreports@enthalpy.com
Phone: 657-581-4710

Notes:

Sample ID	Collected	Lab ID	# Cont.	Matrix	Analysis Requested	Comment
DW-8	23-APR-2026 08:00	558183-001	2	Water	RSK-175 CO2	
DW-30	23-APR-2026 09:22	558183-002	2	Water	RSK-175 CO2	
DW-15	23-APR-2026 10:17	558183-003	2	Water	RSK-175 CO2	
DW-14	23-APR-2026 11:37	558183-004	2	Water	RSK-175 CO2	

Notes:	Relinquished By:	Received By:
	Alice T.	GLS
	Date: 4,27,26 3:00pm	Date: 4/27/26 3:00pm
	GLS	
	Date: 4,28,26	Date: 4/28/26 0958
	Date:	Date:

3.9c°WET IR39

GSO: 564352313

1 of 1

McCampbell Analytical, Inc.
"When Quality Counts"

1534 Willow Pass Road, Pittsburg, CA 94565-1701
Toll Free Telephone: (877) 252-9262 / Fax: (925) 252-9269
http://www.mccampbell.com / E-mail: main@mccampbell.com

Sample Receipt Checklist

Client Name:	Enthalpy Analytical	Date and Time Received:	4/28/2026 09:58
Project:	EO-558183	Date Logged:	4/28/2026
		Received by:	Agustina Venegas
WorkOrder №:	2604M48 Matrix: Water	Logged by:	Agustina Venegas
Carrier:	Golden State Overnight		

Chain of Custody (COC) Information

Chain of custody present?	Yes	☑	No	☐		
Chain of custody signed when relinquished and received?	Yes	☑	No	☐		
Chain of custody agrees with sample labels?	Yes	☑	No	☐		
Sample IDs noted by Client on COC?	Yes	☑	No	☐		
Date and Time of collection noted by Client on COC?	Yes	☑	No	☐		
Sampler's name noted on COC?	Yes	☐	No	☑		
COC agrees with Quote?	Yes	☑	No	☐	NA	☐
COC quote is active?	Yes	☑	No	☐	NA	☐

Sample Receipt Information

Custody seals intact on shipping container/cooler?	Yes	☐	No	☐	NA	☑
Custody seals intact on sample bottles?	Yes	☐	No	☐	NA	☑
Shipping container/cooler in good condition?	Yes	☑	No	☐		
Samples in proper containers/bottles?	Yes	☑	No	☐		
Sample containers intact?	Yes	☑	No	☐		
Sufficient sample volume for indicated test?	Yes	☑	No	☐		

Sample Preservation and Hold Time (HT) Information

All samples received within holding time?	Yes	☑	No	☐	NA	☐
Samples Received on Ice?	Yes	☑	No	☐		
(Ice Type: WET ICE)						
Sample/Temp Blank temperature	Temp: 3.9°C				NA	☐
ZHS conditional analyses: VOA meets zero headspace requirement (VOCs, TPHg/BTEX, RSK)?	Yes	☑	No	☐	NA	☐
Sample labels checked for correct preservation?	Yes	☑	No	☐		
pH acceptable upon receipt (Metal: <2)?	Yes	☐	No	☐	NA	☑

UCMR Samples:

pH tested and acceptable upon receipt (200.7: ≤2; 533: 6 - 8; 537.1: 6 - 8)?	Yes	☐	No	☐	NA	☑
Free Chlorine tested and acceptable upon receipt (<0.1mg/L) [not applicable to 200.7]?	Yes	☐	No	☐	NA	☑

Comments:

39 of 39

Onterris
931 West Barkley Ave
Orange, CA 92868
(714) 771-6900

onterris.com

Lab Job Number : 558429
Report Level : II
Report Date : 05/13/2026

Analytical Report *prepared for:*

Matt Breuer
Waste Connections
Chiquita Canyon Landfill
29201 Henry Mayo Drive
Castaic, CA 91384

Project: GW MONITORING - CCLF Groundwater

Authorized for release by:

David Tripp, Senior Project Manager
657-581-4710
david.tripp@onterris.com

This data package has been reviewed for technical correctness and completeness. Release of this data has been authorized by the Laboratory Manager or the Manager's designee, as verified by the above signature which applies to this PDF file as well as any associated electronic data deliverable files. The results contained in this report meet all requirements of NELAP and pertain only to those samples which were submitted for analysis. This report may be reproduced only in its entirety.

CA ELAP# 1338, CA ELAP #1338-S1, NELAP# 4038, SCAQMD LAP# 18LA0518, LACSD ID# 10105, ORELAP# 4197

Onterris ENTHALPY ANALYTICAL

Sample Summary

Matt Breuer Waste Connections Chiquita Canyon Landfill 29201 Henry Mayo Drive Castaic, CA 91384		Lab Job #: Project No: Location: Date Received:	558429 GW MONITORING CCLF Groundwater 04/28/26

Sample ID	Lab ID	Collected	Matrix
DW-1	558429-001	04/28/26 07:46	Water
DW-16	558429-002	04/28/26 08:52	Water
DW-3	558429-003	04/28/26 09:53	Water
PZ-4	558429-004	04/28/26 10:58	Water
QCFB	558429-005	04/28/26 11:00	Water
QCTB	558429-006	04/28/26 00:00	Water

Case Narrative

Waste Connections Chiquita Canyon Landfill 29201 Henry Mayo Drive Castaic, CA 91384 Matt Breuer	Lab Job Number: 558429 Project No: GW MONITORING Location: CCLF Groundwater Date Received: 04/28/26

- This data package contains sample and QC results for six water samples, requested for the above referenced project on 04/29/26. The samples were received in good condition.
- EPA 300.0, EPA 350.1, EPA 410.4, EPA 6010B, EPA 8270C-SIM, SM 4500-S2-D, SM 5310B, SM2320B, and SM2540C analyses were performed at 931 West Barkley Ave, Orange, CA, 92868.
- EPA 8260B analysis was performed at 2532 E Cerritos Ave., Anaheim, CA, 92806.

Volatile Organics by GC/MS (EPA 8260B):

- Low recoveries were observed for toluene and chlorobenzene in the MS of DW-1 (lab # 558429-001); the BS/BSD were within limits, the associated RPDs were within limits, and these low recoveries were not associated with any reported results. High RPD was observed for 1,1-dichloroethene in the MS/MSD of DW-1 (lab # 558429-001); the RPD was acceptable in the BS/BSD, and this analyte was not detected at or above the RL in the associated samples.
- No other analytical problems were encountered.

Semivolatile Organics by GC/MS SIM (EPA 8270C-SIM):

- 558429-003 was prepared outside of hold time; affected data was qualified with "H".
- No other analytical problems were encountered.

Total Organic Carbon by IR (SM 5310B):
No analytical problems were encountered.

Metals (EPA 6010B):
No analytical problems were encountered.

Ion Chromatography (EPA 300.0):

- Responses exceeding the instrument's linear range were observed for chloride in the MS/MSD for batch 402247; affected data was qualified with "E".
- No other analytical problems were encountered.

Chemical Oxygen Demand by EPA 410.4 (EPA 410.4):
No analytical problems were encountered.

Alkalinity (SM2320B):
No analytical problems were encountered.

Sulfide (SM 4500-S2-D):
No analytical problems were encountered.

Total Dissolved Solids (TDS) (SM2540C):
No analytical problems were encountered.

Chemical Oxygen Demand (EPA 410.4):
No analytical problems were encountered.

Ammonia and TKN- Semi-Automated Method (SM 4500-NH3-G):
No analytical problems were encountered.

RSK-175 CO2 (RSK-175):
McCampbell Analytical, Inc. in Pittsburg, CA performed the analysis (see sublab report section for certifications). Please see the McCampbell Analytical, Inc. case narrative.

ENTHALPY ANALYTICAL

Chain of Custody Record

Lab No: 558429

Page: 1 of 1

Turn Around Time (rush by advanced notice only)

Standard:	X	5 Day:		3 Day:	
2 Day:		1 Day:		Custom TAT:	

Enthalpy Analytical

931 W Barkely Ave, Orange, CA 92868

(714) 771-6900

Matrix: A = Air S = Soil/Solid W = Water DW = Drinking Wate SD = Sediment PP = Pure Product SEA = Sea Water SW = Swab T = Tissue WP = Wipe O = Other

Preservatives: 1 = $Na_2S_2O_3$ 2 = HCl 3 = HNO_3 4 = H_2SO_4 5 = NaOH 6 = Other

Sample Receipt Temp: (lab use only)

CUSTOMER INFORMATION		PROJECT INFORMATION	
Company:	Chiquita Canyon Landfill	Name:	Matt Breuer
Report To:	Matt Breuer	Number:	661-257-3655
Email:	Matthew.Breuer@wasteconnections.com	P.O. #:	
Address:	29201 Henry Mayo Drive	Address:	
	Castaic, CA, 91384		
Phone:	661-257-3655	Global ID:	L10003464243
Fax:		Sampled By:	Paul Chang

	Sample ID	Sampling Date	Sampling Time	Matrix	Container No. / Size	Pres.	VOCs (EPA 8260B)	1,4-Dioxane	Alkalinity, total	Bicarbonate as CaCO3	Ammonia-N, Nitrate-N	COD, Cl, SO4, TDS, TOC	B, Ca, Fe, K, Mg, Mn, Na	Bromide, Fluoride, Sulfide	Carbon dioxide
1	DW-1	4/28/26	746	GW	13	var.	X	X	X	X	X	X	X	X	X
2	DW-16		852				X	X	X	X	X	X	X	X	X
3	DW-3		953				X	X	X	X	X	X	X	X	X
4	PZ-4		1058				X	X	X	X	X	X	X	X	X
5	QCFB		1100	FB	3		X								
6	QCTB	—	—	TB	2		X								
7															
8															
9															
10															

Analysis Request

Test Instructions / Comments

a.m. 4/29/26

~~8.7~~

IRIS

2.9/3.3

2.0/2.4

Quarterly MPars

cc report to:
pchang@changenvironmental.com Basic EDD & GeoTracker EDF

Login 558429

	Signature	Print Name	Company / Title	Date / Time
[1] Relinquished By:		Paul Chang	CEI	4/28/26 12:25pm
[1] Received By:		Alice T	EA/NH	4,28,26 1225pm
[2] Relinquished By:		s	s	4,29,26 920
[2] Received By:		GEMA O.	ONTERRIS	4-29-26 920
[3] Relinquished By:		GEMA O.	ONTERRIS	4-29-26 1228
[3] Received By:		Nicole Mendoza	OL	4-29-26 1228

9x0 4-24-26

5 of 37

Onterris

SAMPLE RECEIPT CHECKLIST

Section 1: General Info

Date Received: 4/28/26 Job#: 558429 Client: CCLF

Section 2: Shipping / Custody **Are custody seals present?** ☐ Yes ☑ No

Custody seals intact on arrival? ☐ N/A ☑ Yes ☐ No ☐ On cooler / box ☐ On samples

☐ Courier ☑ Walk-In ☐ Field Sampling ☐ Shipping Info: _____

Section 3a: Condition / Packaging ☐ **Outside 0.0 - 6.0°C (0.0 - 10.0°C for microbiology) (PM notified)**

Date Opened 4/28/26 By (initials) AXT Type of ice used: ☑ Wet ☐ Blue/Gel ☐ None

☑ Samples received on ice directly from the field; cooling process had begun. (if checked, skip temperatures)

☐ Sample matrix doesn't require cooling (e.g. air, bulk PCB). (if checked, skip temperatures)

If no cooler: Observed/Corrected Temp (°C): _____ / _____ Thermometer/IR Gun ID: IR03 CF: ±0.8

Cooler Temp (obs/corr) (°C) #1: 19.9/19.1 #2: ____/____ #3: ____/____ #4: ____/____ #5: ____/____ #6: ____/____

Section 3b: Microbiology Samples ☑ **No microbiology samples submitted (skip 3b)**

☐ Within temp range 0.0 - 10.0°C or received on ice directly from field.

☐ Adequate headspace for microbiology analysis.

Section 3c: Air Samples ☒ **No air samples submitted (skip 3c)**

☐ 1.4L Canisters ☐ 6L Canisters ☐ Tedlar Bags ☐ MCE Cassettes ☐ Sorbent Tubes ☐ Other _____

Section 4: Containers / Labels / Samples	YES	NO	N/A
1) Were custody papers present, filled properly, and legible?			
2) Is the sampler's name present on the CoC?			
3) Were containers received in good condition (unbroken / unopened / uncompromised)?			
4) Were the samples bagged? (required for microbiology samples; recommended for soil samples)			
5) Were all of, and only, the correct samples received?			
6) Are sample labels present, legible, and in agreement with the CoC?			
7) Does the container count match the CoC?			
8) Was sufficient sample volume / mass received for the analyses requested?			
9) Were samples received in proper containers for the analyses requested?			
10) Were samples received with > 1/2 holding time remaining?			
11) Are samples properly preserved as indicated by CoC / labels?			
12) Unpreserved VOAs received - If necessary, was the hold time changed in LIMS?			
13) Are VOA vials free from headspace/bubbles > 6mm?			

Section 5: Explanations / Comments

(If no comments are made, then no discrepancies noted.)

☐ **No additional discrepancies**

Form Completed By (print): AXT **(sign):** _____

Date Labeled: 4/28/26 **By (print):** AXT **(sign):** _____

Onterris

SAMPLE RECEIPT CHECKLIST

Section 1: General Info
Date Received: 4/29/26 Job#: 558429 Client: WASTECONNECTIONS

Section 2: Shipping / Custody **Are custody seals present?** ☐ Yes ■ No
Custody seals intact on arrival? ☒ N/A ☐ Yes ☐ No ☐ On cooler / box ☐ On samples
☒ Courier ☐ Walk-In ☐ Field Sampling ☐ Shipping Info: _____

Section 3a: Condition / Packaging ☐ **Outside 0.0 - 6.0°C (0.0 - 10.0°C for microbiology) (PM notified)**
Date Opened 4/29/26 By (initials) GXO Type of ice used: ☒ Wet ☐ Blue/Gel ☐ None
☐ Samples received on ice directly from the field; cooling process had begun. (if checked, skip temperatures)
☐ Sample matrix doesn't require cooling (e.g. air, bulk PCB). (if checked, skip temperatures)
If no cooler: Observed/Corrected Temp (°C): _____ / _____ Thermometer/IR Gun ID: IR15 CF: +0.4
Cooler Temp (obs/corr) (°C) #1: 2.9 / 3.3 #2: 2.0 / 2.4 #3: ____ / ____ #4: ____ / ____ #5: ____ / ____ #6: ____ / ____

Section 3b: Microbiology Samples ☒ **No microbiology samples submitted (skip 3b)**
☐ Within temp range 0.0 - 10.0°C or received on ice directly from field.
☐ Adequate headspace for microbiology analysis.

Section 3c: Air Samples ☒ **No air samples submitted (skip 3c)**
☐ 1.4L Canisters ☐ 6L Canisters ☐ Tedlar Bags ☐ MCE Cassettes ☐ Sorbent Tubes ☐ Other _____

Section 4: Containers / Labels / Samples	YES	NO	N/A
1) Were custody papers present, filled properly, and legible?	X		
2) Is the sampler's name present on the CoC?	X		
3) Were containers received in good condition (unbroken / unopened / uncompromised)?	X		
4) Were the samples bagged? (required for microbiology samples; recommended for soil samples)	X		
5) Were all of, and only, the correct samples received?	X		
6) Are sample labels present, legible, and in agreement with the CoC?	X		
7) Does the container count match the CoC?	X		
8) Was sufficient sample volume / mass received for the analyses requested?	X		
9) Were samples received in proper containers for the analyses requested?	X		
10) Were samples received with > 1/2 holding time remaining?		X	
11) Are samples properly preserved as indicated by CoC / labels?	X		
12) Unpreserved VOAs received - If necessary, was the hold time changed in LIMS?		X	
13) Are VOA vials free from headspace/bubbles > 6mm?	X		

Section 5: Explanations / Comments
(If no comments are made, then no discrepancies noted.)

4.10: Nitrate is received at 1/2 holding time remaining

☐ **No additional discrepancies**

Form Completed By (print): NCM **(sign):** _____

Date Labeled: 4/28/26 **By (print):** AXT **(sign):** _____

Onterris ENTHALPY ANALYTICAL

Analysis Results for 558429

Matt Breuer
Waste Connections
Chiquita Canyon Landfill
29201 Henry Mayo Drive
Castaic, CA 91384

Lab Job #: 558429
Project No: GW MONITORING
Location: CCLF Groundwater
Date Received: 04/28/26

Sample ID: DW-1 **Lab ID: 558429-001** **Collected: 04/28/26 07:46**
Matrix: Water

558429-001 Analyte	Result	Qual	Units	RL	MDL	DF	Batch	Prepared	Analyzed	Chemist
Method: EPA 300.0 Prep Method: METHOD										
Fluoride	**0.71**		mg/L	0.20	0.059	1	402247	04/29/26 13:55	04/29/26 14:38	SSN
Chloride	**120**		mg/L	1.0	0.26	1	402247	04/29/26 13:55	04/29/26 14:38	SSN
Bromide	**0.31**		mg/L	0.30	0.061	1	402247	04/29/26 13:55	04/29/26 14:38	SSN
Nitrogen, Nitrate	ND		mg/L	0.10	0.05	1	402247	04/29/26 13:55	04/29/26 14:38	SSN
Sulfate	**410**		mg/L	10	1.8	10	402247	04/29/26 13:55	04/29/26 15:00	SSN
Method: EPA 350.1 Prep Method: METHOD										
Ammonia-N	ND		mg/L	0.10	0.068	1	402729	05/05/26	05/05/26	CKN
Method: EPA 410.4 Prep Method: EPA 410.4										
Chemical Oxygen Demand	**5.0**		mg/L	4.0	2.6	1	402261	04/29/26	04/29/26	AAB
Method: EPA 6010B Prep Method: EPA 3015A										
Boron	**0.24**		mg/L	0.050	0.0090	1	402325	04/30/26	04/30/26	SBW
Calcium	**69**		mg/L	0.10	0.0095	1	402325	04/30/26	04/30/26	SBW
Iron	ND		mg/L	0.050	0.017	1	402325	04/30/26	04/30/26	SBW
Magnesium	**13**		mg/L	0.10	0.017	1	402325	04/30/26	04/30/26	SBW
Manganese	**0.055**		mg/L	0.010	0.00075	1	402325	04/30/26	04/30/26	SBW
Potassium	**2.7**		mg/L	0.50	0.20	1	402325	04/30/26	04/30/26	SBW
Sodium	**250**		mg/L	0.50	0.017	1	402325	04/30/26	04/30/26	SBW
Method: EPA 8260B Prep Method: EPA 5030B										
Freon 12	ND		ug/L	1.0	0.1	1	402418	04/30/26	04/30/26	LYZ
Chloromethane	ND		ug/L	1.0	0.2	1	402418	04/30/26	04/30/26	LYZ
Vinyl Chloride	ND		ug/L	0.5	0.1	1	402418	04/30/26	04/30/26	LYZ
1,1-Dichloroethene	ND		ug/L	0.5	0.08	1	402418	04/30/26	04/30/26	LYZ
Methylene Chloride	ND		ug/L	10	0.2	1	402418	04/30/26	04/30/26	LYZ
1,1-Dichloroethane	ND		ug/L	0.5	0.1	1	402418	04/30/26	04/30/26	LYZ
cis-1,2-Dichloroethene	ND		ug/L	0.5	0.09	1	402418	04/30/26	04/30/26	LYZ
1,2-Dichloroethane	ND		ug/L	0.5	0.1	1	402418	04/30/26	04/30/26	LYZ
Benzene	ND		ug/L	0.5	0.1	1	402418	04/30/26	04/30/26	LYZ
Trichloroethene	ND		ug/L	0.5	0.1	1	402418	04/30/26	04/30/26	LYZ
Tetrachloroethene	**0.2**	J	ug/L	0.5	0.1	1	402418	04/30/26	04/30/26	LYZ
1,4-Dichlorobenzene	ND		ug/L	0.5	0.2	1	402418	04/30/26	04/30/26	LYZ
Surrogates				**Limits**						
Dibromofluoromethane	96%		%REC	70-130		1	402418	04/30/26	04/30/26	LYZ
1,2-Dichloroethane-d4	103%		%REC	70-130		1	402418	04/30/26	04/30/26	LYZ
Toluene-d8	95%		%REC	70-130		1	402418	04/30/26	04/30/26	LYZ
Bromofluorobenzene	101%		%REC	70-130		1	402418	04/30/26	04/30/26	LYZ

Results for any subcontracted analyses are not included in this section.

Analysis Results for 558429

558429-001 Analyte	Result	Qual	Units	RL	MDL	DF	Batch	Prepared	Analyzed	Chemist
Method: EPA 8270C-SIM Prep Method: EPA 3535										
1,4-Dioxane	ND		ug/L	1.0	0.84	1	402792	05/05/26	05/06/26	TJW
Surrogates				**Limits**						
1,4-Dioxane-d8 (SUR)	104%		%REC	80-120		1	402792	05/05/26	05/06/26	TJW
Method: SM 4500-S2-D Prep Method: METHOD										
Sulfide	ND		mg/L	0.10		1	402268	04/29/26	04/29/26	TXC
Method: SM 5310B Prep Method: SM 5310B										
Total Organic Carbon	**2.1**		mg/L	1.0	0.49	1	402459	05/01/26	05/01/26	ARM
Method: SM2320B Prep Method: METHOD										
Alkalinity, Bicarbonate, as CaCO3	**200**		mg/L	5.0		2.5	402659	05/04/26	05/04/26	WWC
Alkalinity, Total as CaCO3	**200**		mg/L	5.0		2.5	402659	05/04/26	05/04/26	WWC
Method: SM2540C Prep Method: METHOD										
Total Dissolved Solids	**990**		mg/L	20		2	402594	05/03/26	05/04/26	JAG

Results for any subcontracted analyses are not included in this section.

Onterris ENTHALPY ANALYTICAL

Analysis Results for 558429

Sample ID: DW-16	Lab ID: 558429-002	Collected: 04/28/26 08:52
	Matrix: Water	

558429-002 Analyte	Result	Qual	Units	RL	MDL	DF	Batch	Prepared	Analyzed	Chemist
Method: EPA 300.0 Prep Method: METHOD										
Fluoride	**0.41**		mg/L	0.20	0.059	1	402247	04/29/26 13:55	04/29/26 15:22	SSN
Chloride	**110**		mg/L	1.0	0.26	1	402247	04/29/26 13:55	04/29/26 15:22	SSN
Bromide	**0.23**	J	mg/L	0.30	0.061	1	402247	04/29/26 13:55	04/29/26 15:22	SSN
Nitrogen, Nitrate	**2.1**		mg/L	0.10	0.05	1	402247	04/29/26 13:55	04/29/26 15:22	SSN
Sulfate	**200**		mg/L	10	1.8	10	402247	04/29/26 13:55	04/29/26 15:44	SSN
Method: EPA 350.1 Prep Method: METHOD										
Ammonia-N	ND		mg/L	0.10	0.068	1	402729	05/05/26	05/05/26	CKN
Method: EPA 410.4 Prep Method: EPA 410.4										
Chemical Oxygen Demand	ND		mg/L	4.0	2.6	1	402261	04/29/26	04/29/26	AAB
Method: EPA 6010B Prep Method: EPA 3015A										
Boron	**0.14**		mg/L	0.050	0.0090	1	402325	04/30/26	04/30/26	SBW
Calcium	**7.1**		mg/L	0.10	0.0095	1	402325	04/30/26	04/30/26	SBW
Iron	ND		mg/L	0.050	0.017	1	402325	04/30/26	04/30/26	SBW
Magnesium	**0.51**		mg/L	0.10	0.017	1	402325	04/30/26	04/30/26	SBW
Manganese	ND		mg/L	0.010	0.00075	1	402325	04/30/26	04/30/26	SBW
Potassium	**0.95**		mg/L	0.50	0.20	1	402325	04/30/26	04/30/26	SBW
Sodium	**250**		mg/L	0.50	0.017	1	402325	04/30/26	04/30/26	SBW
Method: EPA 8260B Prep Method: EPA 5030B										
Freon 12	**0.1**	J	ug/L	1.0	0.1	1	402418	04/30/26	04/30/26	HMN
Chloromethane	ND		ug/L	1.0	0.2	1	402418	04/30/26	04/30/26	HMN
Vinyl Chloride	ND		ug/L	0.5	0.1	1	402418	04/30/26	04/30/26	HMN
1,1-Dichloroethene	ND		ug/L	0.5	0.08	1	402418	04/30/26	04/30/26	HMN
Methylene Chloride	**0.3**	J	ug/L	10	0.2	1	402418	04/30/26	04/30/26	HMN
1,1-Dichloroethane	**1.0**		ug/L	0.5	0.1	1	402418	04/30/26	04/30/26	HMN
cis-1,2-Dichloroethene	**0.8**		ug/L	0.5	0.09	1	402418	04/30/26	04/30/26	HMN
1,2-Dichloroethane	ND		ug/L	0.5	0.1	1	402418	04/30/26	04/30/26	HMN
Benzene	**0.2**	J	ug/L	0.5	0.1	1	402418	04/30/26	04/30/26	HMN
Trichloroethene	**0.6**		ug/L	0.5	0.1	1	402418	04/30/26	04/30/26	HMN
Tetrachloroethene	**0.6**		ug/L	0.5	0.1	1	402418	04/30/26	04/30/26	HMN
1,4-Dichlorobenzene	**0.2**	J	ug/L	0.5	0.2	1	402418	04/30/26	04/30/26	HMN
Surrogates				**Limits**						
Dibromofluoromethane	96%		%REC	70-130		1	402418	04/30/26	04/30/26	HMN
1,2-Dichloroethane-d4	107%		%REC	70-130		1	402418	04/30/26	04/30/26	HMN
Toluene-d8	96%		%REC	70-130		1	402418	04/30/26	04/30/26	HMN
Bromofluorobenzene	99%		%REC	70-130		1	402418	04/30/26	04/30/26	HMN
Method: EPA 8270C-SIM Prep Method: EPA 3535										
1,4-Dioxane	ND		ug/L	1.0	0.84	1	402792	05/05/26	05/06/26	TJW
Surrogates				**Limits**						
1,4-Dioxane-d8 (SUR)	99%		%REC	80-120		1	402792	05/05/26	05/06/26	TJW

Results for any subcontracted analyses are not included in this section.

Analysis Results for 558429

558429-002 Analyte	Result	Qual	Units	RL	MDL	DF	Batch	Prepared	Analyzed	Chemist
Method: SM 4500-S2-D Prep Method: METHOD										
Sulfide	ND		mg/L	0.10		1	402268	04/29/26	04/29/26	TXC
Method: SM 5310B Prep Method: SM 5310B										
Total Organic Carbon	**0.93**	J	mg/L	1.0	0.49	1	402459	05/01/26	05/01/26	ARM
Method: SM2320B Prep Method: METHOD										
Alkalinity, Bicarbonate, as CaCO3	**220**		mg/L	5.0		2.5	402659	05/04/26	05/04/26	WWC
Alkalinity, Total as CaCO3	**240**		mg/L	5.0		2.5	402659	05/04/26	05/04/26	WWC
Method: SM2540C Prep Method: METHOD										
Total Dissolved Solids	**730**		mg/L	20		2	402594	05/03/26	05/04/26	JAG

Results for any subcontracted analyses are not included in this section.

Onterris ENTHALPY ANALYTICAL

Analysis Results for 558429

Sample ID: DW-3	Lab ID: 558429-003	Collected: 04/28/26 09:53
	Matrix: Water	

558429-003 Analyte	Result	Qual	Units	RL	MDL	DF	Batch	Prepared	Analyzed	Chemist
Method: EPA 300.0 Prep Method: METHOD										
Fluoride	**0.52**		mg/L	0.20	0.059	1	402247	04/29/26 13:55	04/29/26 16:05	SSN
Chloride	**63**		mg/L	1.0	0.26	1	402247	04/29/26 13:55	04/29/26 16:05	SSN
Bromide	**0.20**	J	mg/L	0.30	0.061	1	402247	04/29/26 13:55	04/29/26 16:05	SSN
Nitrogen, Nitrate	**4.4**		mg/L	0.10	0.05	1	402247	04/29/26 13:55	04/29/26 16:05	SSN
Sulfate	**95**		mg/L	1.0	0.18	1	402247	04/29/26 13:55	04/29/26 16:05	SSN
Method: EPA 350.1 Prep Method: METHOD										
Ammonia-N	ND		mg/L	0.10	0.068	1	402729	05/05/26	05/05/26	CKN
Method: EPA 410.4 Prep Method: EPA 410.4										
Chemical Oxygen Demand	**3.0**	J	mg/L	4.0	2.6	1	402261	04/29/26	04/29/26	AAB
Method: EPA 6010B Prep Method: EPA 3015A										
Boron	**0.34**		mg/L	0.050	0.0090	1	402325	04/30/26	04/30/26	SBW
Calcium	**45**		mg/L	0.10	0.0095	1	402325	04/30/26	04/30/26	SBW
Iron	ND		mg/L	0.050	0.017	1	402325	04/30/26	04/30/26	SBW
Magnesium	**5.6**		mg/L	0.10	0.017	1	402325	04/30/26	04/30/26	SBW
Manganese	**0.0013**	J	mg/L	0.010	0.00075	1	402325	04/30/26	04/30/26	SBW
Potassium	**1.8**		mg/L	0.50	0.20	1	402325	04/30/26	04/30/26	SBW
Sodium	**140**		mg/L	0.50	0.017	1	402325	04/30/26	04/30/26	SBW
Method: EPA 8260B Prep Method: EPA 5030B										
Freon 12	**4.3**		ug/L	1.0	0.1	1	402418	05/01/26	05/01/26	HMN
Chloromethane	ND		ug/L	1.0	0.2	1	402418	05/01/26	05/01/26	HMN
Vinyl Chloride	ND		ug/L	0.5	0.1	1	402418	05/01/26	05/01/26	HMN
1,1-Dichloroethene	ND		ug/L	0.5	0.08	1	402418	05/01/26	05/01/26	HMN
Methylene Chloride	ND		ug/L	10	0.2	1	402418	05/01/26	05/01/26	HMN
1,1-Dichloroethane	**0.3**	J	ug/L	0.5	0.1	1	402418	05/01/26	05/01/26	HMN
cis-1,2-Dichloroethene	ND		ug/L	0.5	0.09	1	402418	05/01/26	05/01/26	HMN
1,2-Dichloroethane	ND		ug/L	0.5	0.1	1	402418	05/01/26	05/01/26	HMN
Benzene	ND		ug/L	0.5	0.1	1	402418	05/01/26	05/01/26	HMN
Trichloroethene	**0.2**	J	ug/L	0.5	0.1	1	402418	05/01/26	05/01/26	HMN
Tetrachloroethene	**1.7**		ug/L	0.5	0.1	1	402418	05/01/26	05/01/26	HMN
1,4-Dichlorobenzene	ND		ug/L	0.5	0.2	1	402418	05/01/26	05/01/26	HMN
Surrogates				**Limits**						
Dibromofluoromethane	95%		%REC	70-130		1	402418	05/01/26	05/01/26	HMN
1,2-Dichloroethane-d4	107%		%REC	70-130		1	402418	05/01/26	05/01/26	HMN
Toluene-d8	94%		%REC	70-130		1	402418	05/01/26	05/01/26	HMN
Bromofluorobenzene	102%		%REC	70-130		1	402418	05/01/26	05/01/26	HMN
Method: EPA 8270C-SIM Prep Method: EPA 3535										
1,4-Dioxane	ND	H	ug/L	1.0	0.84	1	403271	05/10/26	05/10/26	MSS
Surrogates				**Limits**						
1,4-Dioxane-d8 (SUR)	99%	H	%REC	80-120		1	403271	05/10/26	05/10/26	MSS

Results for any subcontracted analyses are not included in this section.

Analysis Results for 558429

558429-003 Analyte	Result	Qual	Units	RL	MDL	DF	Batch	Prepared	Analyzed	Chemist
Method: SM 4500-S2-D Prep Method: METHOD										
Sulfide	ND		mg/L	0.10		1	402268	04/29/26	04/29/26	TXC
Method: SM 5310B Prep Method: SM 5310B										
Total Organic Carbon	**1.7**		mg/L	1.0	0.49	1	402459	05/01/26	05/01/26	ARM
Method: SM2320B Prep Method: METHOD										
Alkalinity, Bicarbonate, as CaCO3	**250**		mg/L	5.0		2.5	402659	05/04/26	05/04/26	WWC
Alkalinity, Total as CaCO3	**250**		mg/L	5.0		2.5	402659	05/04/26	05/04/26	WWC
Method: SM2540C Prep Method: METHOD										
Total Dissolved Solids	**520**		mg/L	20		2	402594	05/03/26	05/04/26	JAG

Results for any subcontracted analyses are not included in this section.

Onterris ENTHALPY ANALYTICAL

Analysis Results for 558429

Sample ID: PZ-4	Lab ID: 558429-004	Collected: 04/28/26 10:58
	Matrix: Water	

558429-004 Analyte	Result	Qual	Units	RL	MDL	DF	Batch	Prepared	Analyzed	Chemist
Method: EPA 300.0 Prep Method: METHOD										
Fluoride	**0.51**		mg/L	0.20	0.059	1	402247	04/29/26 13:55	04/29/26 16:49	SSN
Chloride	**58**		mg/L	1.0	0.26	1	402247	04/29/26 13:55	04/29/26 16:49	SSN
Bromide	**0.14**	J	mg/L	0.30	0.061	1	402247	04/29/26 13:55	04/29/26 16:49	SSN
Nitrogen, Nitrate	**1.1**		mg/L	0.10	0.05	1	402247	04/29/26 13:55	04/29/26 16:49	SSN
Sulfate	**120**		mg/L	10	1.8	10	402247	04/29/26 13:55	04/29/26 17:11	SSN
Method: EPA 350.1 Prep Method: METHOD										
Ammonia-N	ND		mg/L	0.10	0.068	1	402729	05/05/26	05/05/26	CKN
Method: EPA 410.4 Prep Method: EPA 410.4										
Chemical Oxygen Demand	**17**		mg/L	4.0	2.6	1	402261	04/29/26	04/29/26	AAB
Method: EPA 6010B Prep Method: EPA 3015A										
Boron	**0.38**		mg/L	0.050	0.0090	1	402325	04/30/26	04/30/26	SBW
Calcium	**54**		mg/L	0.10	0.0095	1	402325	04/30/26	04/30/26	SBW
Iron	**0.046**	J	mg/L	0.050	0.017	1	402325	04/30/26	04/30/26	SBW
Magnesium	**10**		mg/L	0.10	0.017	1	402325	04/30/26	04/30/26	SBW
Manganese	**0.0013**	J	mg/L	0.010	0.00075	1	402325	04/30/26	04/30/26	SBW
Potassium	**2.3**		mg/L	0.50	0.20	1	402325	04/30/26	04/30/26	SBW
Sodium	**190**		mg/L	0.50	0.017	1	402325	04/30/26	04/30/26	SBW
Method: EPA 8260B Prep Method: EPA 5030B										
Freon 12	**0.4**	J	ug/L	1.0	0.1	1	402418	05/01/26	05/01/26	HMN
Chloromethane	ND		ug/L	1.0	0.2	1	402418	05/01/26	05/01/26	HMN
Vinyl Chloride	ND		ug/L	0.5	0.1	1	402418	05/01/26	05/01/26	HMN
1,1-Dichloroethene	ND		ug/L	0.5	0.08	1	402418	05/01/26	05/01/26	HMN
Methylene Chloride	ND		ug/L	10	0.2	1	402418	05/01/26	05/01/26	HMN
1,1-Dichloroethane	ND		ug/L	0.5	0.1	1	402418	05/01/26	05/01/26	HMN
cis-1,2-Dichloroethene	ND		ug/L	0.5	0.09	1	402418	05/01/26	05/01/26	HMN
1,2-Dichloroethane	ND		ug/L	0.5	0.1	1	402418	05/01/26	05/01/26	HMN
Benzene	ND		ug/L	0.5	0.1	1	402418	05/01/26	05/01/26	HMN
Trichloroethene	ND		ug/L	0.5	0.1	1	402418	05/01/26	05/01/26	HMN
Tetrachloroethene	ND		ug/L	0.5	0.1	1	402418	05/01/26	05/01/26	HMN
1,4-Dichlorobenzene	ND		ug/L	0.5	0.2	1	402418	05/01/26	05/01/26	HMN
Surrogates				**Limits**						
Dibromofluoromethane	96%		%REC	70-130		1	402418	05/01/26	05/01/26	HMN
1,2-Dichloroethane-d4	109%		%REC	70-130		1	402418	05/01/26	05/01/26	HMN
Toluene-d8	94%		%REC	70-130		1	402418	05/01/26	05/01/26	HMN
Bromofluorobenzene	99%		%REC	70-130		1	402418	05/01/26	05/01/26	HMN
Method: EPA 8270C-SIM Prep Method: EPA 3535										
1,4-Dioxane	ND		ug/L	1.0	0.84	1	402792	05/05/26	05/09/26	ZFA
Surrogates				**Limits**						
1,4-Dioxane-d8 (SUR)	100%		%REC	80-120		1	402792	05/05/26	05/09/26	ZFA

Results for any subcontracted analyses are not included in this section.

Analysis Results for 558429

558429-004 Analyte	Result	Qual	Units	RL	MDL	DF	Batch	Prepared	Analyzed	Chemist
Method: SM 4500-S2-D Prep Method: METHOD										
Sulfide	ND		mg/L	0.10		1	402268	04/29/26	04/29/26	TXC
Method: SM 5310B Prep Method: SM 5310B										
Total Organic Carbon	**7.5**		mg/L	1.0	0.49	1	402459	05/01/26	05/01/26	ARM
Method: SM2320B Prep Method: METHOD										
Alkalinity, Bicarbonate, as CaCO3	**400**		mg/L	5.0		2.5	402659	05/04/26	05/04/26	WWC
Alkalinity, Total as CaCO3	**400**		mg/L	5.0		2.5	402659	05/04/26	05/04/26	WWC
Method: SM2540C Prep Method: METHOD										
Total Dissolved Solids	**710**		mg/L	20		2	402594	05/03/26	05/04/26	JAG

Sample ID: QCFB **Lab ID: 558429-005** **Collected: 04/28/26 11:00**
Matrix: Water

558429-005 Analyte	Result	Qual	Units	RL	MDL	DF	Batch	Prepared	Analyzed	Chemist
Method: EPA 8260B Prep Method: EPA 5030B										
Freon 12	ND		ug/L	1.0	0.1	1	402418	05/01/26	05/01/26	HMN
Chloromethane	ND		ug/L	1.0	0.2	1	402418	05/01/26	05/01/26	HMN
Vinyl Chloride	ND		ug/L	0.5	0.1	1	402418	05/01/26	05/01/26	HMN
1,1-Dichloroethene	ND		ug/L	0.5	0.08	1	402418	05/01/26	05/01/26	HMN
Methylene Chloride	**0.4**	J	ug/L	10	0.2	1	402418	05/01/26	05/01/26	HMN
1,1-Dichloroethane	ND		ug/L	0.5	0.1	1	402418	05/01/26	05/01/26	HMN
cis-1,2-Dichloroethene	ND		ug/L	0.5	0.09	1	402418	05/01/26	05/01/26	HMN
1,2-Dichloroethane	ND		ug/L	0.5	0.1	1	402418	05/01/26	05/01/26	HMN
Benzene	ND		ug/L	0.5	0.1	1	402418	05/01/26	05/01/26	HMN
Trichloroethene	ND		ug/L	0.5	0.1	1	402418	05/01/26	05/01/26	HMN
Tetrachloroethene	ND		ug/L	0.5	0.1	1	402418	05/01/26	05/01/26	HMN
1,4-Dichlorobenzene	ND		ug/L	0.5	0.2	1	402418	05/01/26	05/01/26	HMN
Surrogates				**Limits**						
Dibromofluoromethane	95%		%REC	70-130		1	402418	05/01/26	05/01/26	HMN
1,2-Dichloroethane-d4	106%		%REC	70-130		1	402418	05/01/26	05/01/26	HMN
Toluene-d8	96%		%REC	70-130		1	402418	05/01/26	05/01/26	HMN
Bromofluorobenzene	102%		%REC	70-130		1	402418	05/01/26	05/01/26	HMN

Results for any subcontracted analyses are not included in this section.

Analysis Results for 558429

Sample ID: QCTB	Lab ID: 558429-006	Collected: 04/28/26
	Matrix: Water	

558429-006 Analyte	Result	Qual	Units	RL	MDL	DF	Batch	Prepared	Analyzed	Chemist
Method: EPA 8260B Prep Method: EPA 5030B										
Freon 12	ND		ug/L	1.0	0.1	1	402418	05/01/26	05/01/26	HMN
Chloromethane	ND		ug/L	1.0	0.2	1	402418	05/01/26	05/01/26	HMN
Vinyl Chloride	ND		ug/L	0.5	0.1	1	402418	05/01/26	05/01/26	HMN
1,1-Dichloroethene	ND		ug/L	0.5	0.08	1	402418	05/01/26	05/01/26	HMN
Methylene Chloride	**0.4**	J	ug/L	10	0.2	1	402418	05/01/26	05/01/26	HMN
1,1-Dichloroethane	ND		ug/L	0.5	0.1	1	402418	05/01/26	05/01/26	HMN
cis-1,2-Dichloroethene	ND		ug/L	0.5	0.09	1	402418	05/01/26	05/01/26	HMN
1,2-Dichloroethane	ND		ug/L	0.5	0.1	1	402418	05/01/26	05/01/26	HMN
Benzene	ND		ug/L	0.5	0.1	1	402418	05/01/26	05/01/26	HMN
Trichloroethene	ND		ug/L	0.5	0.1	1	402418	05/01/26	05/01/26	HMN
Tetrachloroethene	ND		ug/L	0.5	0.1	1	402418	05/01/26	05/01/26	HMN
1,4-Dichlorobenzene	ND		ug/L	0.5	0.2	1	402418	05/01/26	05/01/26	HMN
Surrogates				**Limits**						
Dibromofluoromethane	98%		%REC	70-130		1	402418	05/01/26	05/01/26	HMN
1,2-Dichloroethane-d4	108%		%REC	70-130		1	402418	05/01/26	05/01/26	HMN
Toluene-d8	94%		%REC	70-130		1	402418	05/01/26	05/01/26	HMN
Bromofluorobenzene	101%		%REC	70-130		1	402418	05/01/26	05/01/26	HMN

H Holding time was exceeded
J Estimated value
ND Not Detected

Results for any subcontracted analyses are not included in this section.

Onterris ENTHALPY ANALYTICAL

Batch QC

Type:	**Blank**	**Lab ID:**	**QC1365259**	**Batch:**	**402247**
Matrix:	**Water**	**Method:**	**EPA 300.0**	**Prep Method:**	**METHOD**

QC1365259 Analyte	Result	Qual	Units	RL	MDL	Prepared	Analyzed
Fluoride	ND		mg/L	0.20	0.059	04/29/26 13:55	04/29/26 13:55
Chloride	ND		mg/L	1.0	0.26	04/29/26 13:55	04/29/26 13:55
Bromide	ND		mg/L	0.30	0.061	04/29/26 13:55	04/29/26 13:55
Nitrogen, Nitrate	ND		mg/L	0.10	0.05	04/29/26 13:55	04/29/26 13:55
Sulfate	ND		mg/L	1.0	0.18	04/29/26 13:55	04/29/26 13:55

Type:	**Lab Control Sample**	**Lab ID:**	**QC1365260**	**Batch:**	**402247**
Matrix:	**Water**	**Method:**	**EPA 300.0**	**Prep Method:**	**METHOD**

QC1365260 Analyte	Result	Spiked	Units	Recovery	Qual	Limits
Fluoride	10.64	10.00	mg/L	106%		90-110
Chloride	48.30	50.00	mg/L	97%		90-110
Bromide	15.01	15.00	mg/L	100%		90-110
Nitrogen, Nitrate	4.570	4.518	mg/L	101%		90-110
Sulfate	25.89	25.00	mg/L	104%		90-110

Type:	**Matrix Spike**	**Lab ID:**	**QC1365333**	**Batch:**	**402247**
Matrix (Source ID):	**Water (558528-004)**	**Method:**	**EPA 300.0**	**Prep Method:**	**METHOD**

QC1365333 Analyte	Result	Source Sample Result	Spiked	Units	Recovery	Qual	Limits	DF
Fluoride	21.62	0.2254	20.00	mg/L	107%		80-129	1
Chloride	280.7	199.2	100.0	mg/L	82%	E	80-123	1
Bromide	16.79	1.278	15.00	mg/L	103%		80-121	1
Nitrogen, Nitrate	9.555	ND	9.036	mg/L	106%		80-123	1
Sulfate	66.40	15.12	50.00	mg/L	103%		79-124	1

Type:	**Matrix Spike Duplicate**	**Lab ID:**	**QC1365334**	**Batch:**	**402247**
Matrix (Source ID):	**Water (558528-004)**	**Method:**	**EPA 300.0**	**Prep Method:**	**METHOD**

QC1365334 Analyte	Result	Source Sample Result	Spiked	Units	Recovery	Qual	Limits	RPD	RPD Lim	DF
Fluoride	21.17	0.2254	20.00	mg/L	105%		80-129	2	21	1
Chloride	279.2	199.2	100.0	mg/L	80%	E	80-123		20	1
Bromide	16.48	1.278	15.00	mg/L	101%		80-121	2	20	1
Nitrogen, Nitrate	9.362	ND	9.036	mg/L	104%		80-123	2	20	1
Sulfate	65.32	15.12	50.00	mg/L	100%		79-124	2	20	1

Type:	**Blank**	**Lab ID:**	**QC1367032**	**Batch:**	**402729**
Matrix:	**Water**	**Method:**	**EPA 350.1**	**Prep Method:**	**METHOD**

QC1367032 Analyte	Result	Qual	Units	RL	MDL	Prepared	Analyzed
Ammonia-N	ND		mg/L	0.10	0.068	05/05/26	05/05/26

Onterris ENTHALPY ANALYTICAL

Batch QC

Type:	**Lab Control Sample**	**Lab ID:**	**QC1367033**	**Batch:**	**402729**
Matrix:	**Water**	**Method:**	**EPA 350.1**	**Prep Method:**	**METHOD**

QC1367033 Analyte	Result	Spiked	Units	Recovery	Qual	Limits
Ammonia-N	1.049	1.000	mg/L	105%		90-110

Type:	**Matrix Spike**	**Lab ID:**	**QC1367034**	**Batch:**	**402729**
Matrix (Source ID):	**Water (558429-001)**	**Method:**	**EPA 350.1**	**Prep Method:**	**METHOD**

QC1367034 Analyte	Result	Source Sample Result	Spiked	Units	Recovery	Qual	Limits	DF
Ammonia-N	1.100	ND	1.000	mg/L	110%		90-110	1

Type:	**Matrix Spike Duplicate**	**Lab ID:**	**QC1367035**	**Batch:**	**402729**
Matrix (Source ID):	**Water (558429-001)**	**Method:**	**EPA 350.1**	**Prep Method:**	**METHOD**

QC1367035 Analyte	Result	Source Sample Result	Spiked	Units	Recovery	Qual	Limits	RPD	RPD Lim	DF
Ammonia-N	1.071	ND	1.000	mg/L	107%		90-110	3	20	1

Type:	**Matrix Spike**	**Lab ID:**	**QC1367036**	**Batch:**	**402729**
Matrix (Source ID):	**Water (558429-002)**	**Method:**	**EPA 350.1**	**Prep Method:**	**METHOD**

QC1367036 Analyte	Result	Source Sample Result	Spiked	Units	Recovery	Qual	Limits	DF
Ammonia-N	1.036	ND	1.000	mg/L	104%		90-110	1

Type:	**Matrix Spike Duplicate**	**Lab ID:**	**QC1367037**	**Batch:**	**402729**
Matrix (Source ID):	**Water (558429-002)**	**Method:**	**EPA 350.1**	**Prep Method:**	**METHOD**

QC1367037 Analyte	Result	Source Sample Result	Spiked	Units	Recovery	Qual	Limits	RPD	RPD Lim	DF
Ammonia-N	1.003	ND	1.000	mg/L	100%		90-110	3	20	1

Type:	**Blank**	**Lab ID:**	**QC1365315**	**Batch:**	**402261**
Matrix:	**Water**	**Method:**	**EPA 410.4**	**Prep Method:**	**EPA 410.4**

QC1365315 Analyte	Result	Qual	Units	RL	MDL	Prepared	Analyzed
Chemical Oxygen Demand	ND		mg/L	4.0	2.6	04/29/26	04/29/26

Type:	**Lab Control Sample**	**Lab ID:**	**QC1365316**	**Batch:**	**402261**
Matrix:	**Water**	**Method:**	**EPA 410.4**	**Prep Method:**	**EPA 410.4**

QC1365316 Analyte	Result	Spiked	Units	Recovery	Qual	Limits
Chemical Oxygen Demand	104.0	100.0	mg/L	104%		90-110

Batch QC

Type: Matrix Spike	Lab ID: QC1365317	Batch: 402261
Matrix (Source ID): Water (557980-001)	Method: EPA 410.4	Prep Method: EPA 410.4

QC1365317 Analyte	Result	Source Sample Result	Spiked	Units	Recovery	Qual	Limits	DF
Chemical Oxygen Demand	128.0	14.00	100.0	mg/L	114%		75-125	2

Type: Matrix Spike Duplicate	Lab ID: QC1365318	Batch: 402261
Matrix (Source ID): Water (557980-001)	Method: EPA 410.4	Prep Method: EPA 410.4

QC1365318 Analyte	Result	Source Sample Result	Spiked	Units	Recovery	Qual	Limits	RPD	RPD Lim	DF
Chemical Oxygen Demand	134.0	14.00	100.0	mg/L	120%		75-125	5	20	2

Type: Blank	Lab ID: QC1365549	Batch: 402325
Matrix: Water	Method: EPA 6010B	Prep Method: EPA 3015A

QC1365549 Analyte	Result	Qual	Units	RL	MDL	Prepared	Analyzed
Boron	ND		mg/L	0.050	0.0090	04/30/26	04/30/26
Calcium	ND		mg/L	0.10	0.0095	04/30/26	04/30/26
Iron	ND		mg/L	0.020	0.017	04/30/26	04/30/26
Magnesium	ND		mg/L	0.10	0.017	04/30/26	04/30/26
Manganese	ND		mg/L	0.010	0.00075	04/30/26	04/30/26
Potassium	ND		mg/L	0.50	0.20	04/30/26	04/30/26
Sodium	ND		mg/L	0.50	0.017	04/30/26	04/30/26

Type: Lab Control Sample	Lab ID: QC1365551	Batch: 402325
Matrix: Water	Method: EPA 6010B	Prep Method: EPA 3015A

QC1365551 Analyte	Result	Spiked	Units	Recovery	Qual	Limits
Boron	0.3754	0.4000	mg/L	94%		80-120
Calcium	19.76	20.40	mg/L	97%		80-120
Iron	0.3880	0.4000	mg/L	97%		80-120
Magnesium	19.60	20.40	mg/L	96%		80-120
Manganese	0.3920	0.4000	mg/L	98%		80-120
Potassium	22.27	24.00	mg/L	93%		80-120
Sodium	19.36	20.40	mg/L	95%		80-120

Batch QC

Type:	Matrix Spike	Lab ID:	QC1365552	Batch:	402325
Matrix (Source ID):	Water (558590-001)	Method:	EPA 6010B	Prep Method:	EPA 3015A

QC1365552 Analyte	Result	Source Sample Result	Spiked	Units	Recovery	Qual	Limits	DF
Boron	36.61	32.92	4.000	mg/L	92%	NM	75-125	10
Calcium	3,816	3627	204.0	mg/L	93%	NM	75-125	10
Iron	362.1	362.0	4.000	mg/L	2%	NM	75-125	10
Magnesium	519.2	324.6	204.0	mg/L	95%		75-125	10
Manganese	28.12	24.49	4.000	mg/L	91%	NM	75-125	10
Potassium	1,136	892.8	240.0	mg/L	101%		75-125	10
Sodium	3,321	3126	204.0	mg/L	96%	NM	75-125	10

Type:	Matrix Spike Duplicate	Lab ID:	QC1365553	Batch:	402325
Matrix (Source ID):	Water (558590-001)	Method:	EPA 6010B	Prep Method:	EPA 3015A

QC1365553 Analyte	Result	Source Sample Result	Spiked	Units	Recovery	Qual	Limits	RPD	RPD Lim	DF
Boron	36.60	32.92	4.000	mg/L	92%	NM	75-125	0	20	10
Calcium	3,812	3627	204.0	mg/L	91%	NM	75-125	0	20	10
Iron	362.0	362.0	4.000	mg/L	-1%	NM	75-125	0	22	10
Magnesium	518.2	324.6	204.0	mg/L	95%		75-125	0	20	10
Manganese	28.10	24.49	4.000	mg/L	90%	NM	75-125	0	20	10
Potassium	1,134	892.8	240.0	mg/L	100%		75-125	0	20	10
Sodium	3,322	3126	204.0	mg/L	96%	NM	75-125	0	20	10

Type:	Serial Dilution	Lab ID:	QC1365608	Batch:	402325
Matrix (Source ID):	Water (558590-001)	Method:	EPA 6010B	Prep Method:	EPA 3015A

QC1365608 Analyte	Result	Source Sample Result	Units	Qual	RPD	RPD Lim	DF
Boron	32.37	32.92	mg/L				50
Calcium	3,601	3627	mg/L				50
Iron	367.6	362.0	mg/L				50
Magnesium	323.1	324.6	mg/L				50
Manganese	24.61	24.49	mg/L				50
Potassium	834.5	892.8	mg/L				50
Sodium	3,049	3126	mg/L				50

Batch QC

Type: Lab Control Sample	Lab ID: QC1365843	Batch: 402418
Matrix: Water	Method: EPA 8260B	Prep Method: EPA 5030B

QC1365843 Analyte	Result	Spiked	Units	Recovery	Qual	Limits
1,1-Dichloroethene	41.68	50.00	ug/L	83%		69-128
MTBE	44.21	50.00	ug/L	88%		66-125
Benzene	47.90	50.00	ug/L	96%		76-121
Trichloroethene	39.55	50.00	ug/L	79%		76-124
Toluene	41.82	50.00	ug/L	84%		76-120
Chlorobenzene	40.15	50.00	ug/L	80%		78-120
Surrogates						
Dibromofluoromethane	49.44	50.00	ug/L	99%		70-130
1,2-Dichloroethane-d4	53.37	50.00	ug/L	107%		70-130
Toluene-d8	46.77	50.00	ug/L	94%		70-130
Bromofluorobenzene	48.86	50.00	ug/L	98%		70-130

Type: Lab Control Sample Duplicate	Lab ID: QC1365844	Batch: 402418
Matrix: Water	Method: EPA 8260B	Prep Method: EPA 5030B

QC1365844 Analyte	Result	Spiked	Units	Recovery	Qual	Limits	RPD	RPD Lim
1,1-Dichloroethene	49.95	50.00	ug/L	100%		69-128	18	23
MTBE	50.72	50.00	ug/L	101%		66-125	14	22
Benzene	55.76	50.00	ug/L	112%		76-121	15	21
Trichloroethene	42.17	50.00	ug/L	84%		76-124	6	22
Toluene	46.22	50.00	ug/L	92%		76-120	10	21
Chlorobenzene	44.69	50.00	ug/L	89%		78-120	11	20
Surrogates								
Dibromofluoromethane	50.04	50.00	ug/L	100%		70-130		
1,2-Dichloroethane-d4	59.81	50.00	ug/L	120%		70-130		
Toluene-d8	45.63	50.00	ug/L	91%		70-130		
Bromofluorobenzene	49.46	50.00	ug/L	99%		70-130		

Type: Matrix Spike	Lab ID: QC1365845	Batch: 402418
Matrix (Source ID): Water (558429-001)	Method: EPA 8260B	Prep Method: EPA 5030B

QC1365845 Analyte	Result	Source Sample Result	Spiked	Units	Recovery	Qual	Limits	DF
1,1-Dichloroethene	13.44	ND	20.00	ug/L	67%		62-131	1
MTBE	14.20	ND	20.00	ug/L	71%		61-124	1
Benzene	15.49	ND	20.00	ug/L	77%		70-123	1
Trichloroethene	13.04	ND	20.00	ug/L	65%		65-131	1
Toluene	13.45	ND	20.00	ug/L	67%	*	69-120	1
Chlorobenzene	13.64	ND	20.00	ug/L	68%	*	72-121	1
Surrogates								
Dibromofluoromethane	48.91		50.00	ug/L	98%		70-130	1
1,2-Dichloroethane-d4	53.96		50.00	ug/L	108%		70-130	1
Toluene-d8	47.00		50.00	ug/L	94%		70-130	1
Bromofluorobenzene	54.42		50.00	ug/L	109%		70-130	1

Batch QC

Type:	Matrix Spike Duplicate	Lab ID:	QC1365846	Batch:	402418
Matrix (Source ID):	Water (558429-001)	Method:	EPA 8260B	Prep Method:	EPA 5030B

QC1365846 Analyte	Result	Source Sample Result	Spiked	Units	Recovery	Qual	Limits	RPD	RPD Lim	DF
1,1-Dichloroethene	19.29	ND	20.00	ug/L	96%		62-131	36*	31	1
MTBE	19.04	ND	20.00	ug/L	95%		61-124	29	30	1
Benzene	20.54	ND	20.00	ug/L	103%		70-123	28	31	1
Trichloroethene	17.23	ND	20.00	ug/L	86%		65-131	28	31	1
Toluene	17.94	ND	20.00	ug/L	90%		69-120	29	29	1
Chlorobenzene	17.43	ND	20.00	ug/L	87%		72-121	24	29	1
Surrogates										
Dibromofluoromethane	48.03		50.00	ug/L	96%		70-130			1
1,2-Dichloroethane-d4	59.04		50.00	ug/L	118%		70-130			1
Toluene-d8	47.33		50.00	ug/L	95%		70-130			1
Bromofluorobenzene	51.32		50.00	ug/L	103%		70-130			1

Type:	Blank	Lab ID:	QC1365848	Batch:	402418
Matrix:	Water	Method:	EPA 8260B	Prep Method:	EPA 5030B

QC1365848 Analyte	Result	Qual	Units	RL	MDL	Prepared	Analyzed
Freon 12	ND		ug/L	1.0	0.1	04/30/26	04/30/26
Chloromethane	ND		ug/L	1.0	0.2	04/30/26	04/30/26
Vinyl Chloride	ND		ug/L	0.5	0.1	04/30/26	04/30/26
1,1-Dichloroethene	ND		ug/L	0.5	0.08	04/30/26	04/30/26
Methylene Chloride	ND		ug/L	10	0.2	04/30/26	04/30/26
1,1-Dichloroethane	ND		ug/L	0.5	0.1	04/30/26	04/30/26
cis-1,2-Dichloroethene	ND		ug/L	0.5	0.09	04/30/26	04/30/26
1,2-Dichloroethane	ND		ug/L	0.5	0.1	04/30/26	04/30/26
Benzene	ND		ug/L	0.5	0.1	04/30/26	04/30/26
Trichloroethene	ND		ug/L	0.5	0.1	04/30/26	04/30/26
Tetrachloroethene	ND		ug/L	0.5	0.1	04/30/26	04/30/26
1,4-Dichlorobenzene	ND		ug/L	0.5	0.2	04/30/26	04/30/26
Surrogates				**Limits**			
Dibromofluoromethane	96%		%REC	70-130		04/30/26	04/30/26
1,2-Dichloroethane-d4	120%		%REC	70-130		04/30/26	04/30/26
Toluene-d8	91%		%REC	70-130		04/30/26	04/30/26
Bromofluorobenzene	101%		%REC	70-130		04/30/26	04/30/26

Type:	Blank	Lab ID:	QC1367289	Batch:	402792
Matrix:	Water	Method:	EPA 8270C-SIM	Prep Method:	EPA 3535

QC1367289 Analyte	Result	Qual	Units	RL	MDL	Prepared	Analyzed
1,4-Dioxane	ND		ug/L	1.0	0.84	05/05/26	05/06/26
Surrogates				**Limits**			
1,4-Dioxane-d8 (SUR)	98%		%REC	80-120		05/05/26	05/06/26

Batch QC

Type:	Lab Control Sample	Lab ID:	QC1367290	Batch:	402792
Matrix:	Water	Method:	EPA 8270C-SIM	Prep Method:	EPA 3535

QC1367290 Analyte	Result	Spiked	Units	Recovery	Qual	Limits
1,4-Dioxane	10.50	10.00	ug/L	105%		79-120
Surrogates						
1,4-Dioxane-d8 (SUR)	10.20	10.00	ug/L	102%		80-120

Type:	Matrix Spike	Lab ID:	QC1367291	Batch:	402792
Matrix (Source ID):	Water (558480-003)	Method:	EPA 8270C-SIM	Prep Method:	EPA 3535

QC1367291 Analyte	Result	Source Sample Result	Spiked	Units	Recovery	Qual	Limits	DF
1,4-Dioxane	10.79	0.8554	10.00	ug/L	99%		69-120	1
Surrogates								
1,4-Dioxane-d8 (SUR)	10.12		10.00	ug/L	101%		80-120	1

Type:	Matrix Spike Duplicate	Lab ID:	QC1367292	Batch:	402792
Matrix (Source ID):	Water (558480-003)	Method:	EPA 8270C-SIM	Prep Method:	EPA 3535

QC1367292 Analyte	Result	Source Sample Result	Spiked	Units	Recovery	Qual	Limits	RPD	RPD Lim	DF
1,4-Dioxane	9.923	0.8554	10.00	ug/L	91%		69-120	8	30	1
Surrogates										
1,4-Dioxane-d8 (SUR)	9.737		10.00	ug/L	97%		80-120			1

Type:	Blank	Lab ID:	QC1369100	Batch:	403271
Matrix:	Water	Method:	EPA 8270C-SIM	Prep Method:	EPA 3535

QC1369100 Analyte	Result	Qual	Units	RL	MDL	Prepared	Analyzed
1,4-Dioxane	ND		ug/L	1.0	0.84	05/10/26	05/10/26
Surrogates				**Limits**			
1,4-Dioxane-d8 (SUR)	102%		%REC	80-120		05/10/26	05/10/26

Type:	Lab Control Sample	Lab ID:	QC1369101	Batch:	403271
Matrix:	Water	Method:	EPA 8270C-SIM	Prep Method:	EPA 3535

QC1369101 Analyte	Result	Spiked	Units	Recovery	Qual	Limits
1,4-Dioxane	10.70	10.00	ug/L	107%		79-120
Surrogates						
1,4-Dioxane-d8 (SUR)	10.36	10.00	ug/L	104%		80-120

Batch QC

Type:	Lab Control Sample Duplicate	Lab ID:	QC1369102	Batch:	403271
Matrix:	Water	Method:	EPA 8270C-SIM	Prep Method:	EPA 3535

QC1369102 Analyte	Result	Spiked	Units	Recovery	Qual	Limits	RPD	RPD Lim
1,4-Dioxane	10.30	10.00	ug/L	103%		79-120	4	20
Surrogates								
1,4-Dioxane-d8 (SUR)	10.04	10.00	ug/L	100%		80-120		

Type:	Blank	Lab ID:	QC1365337	Batch:	402268
Matrix:	Water	Method:	SM 4500-S2-D	Prep Method:	METHOD

QC1365337 Analyte	Result	Qual	Units	RL	MDL	Prepared	Analyzed
Sulfide	ND		mg/L	0.10		04/29/26	04/29/26

Type:	Lab Control Sample	Lab ID:	QC1365338	Batch:	402268
Matrix:	Water	Method:	SM 4500-S2-D	Prep Method:	METHOD

QC1365338 Analyte	Result	Spiked	Units	Recovery	Qual	Limits
Sulfide	0.9000	1.000	mg/L	90%		90-110

Type:	Matrix Spike	Lab ID:	QC1365339	Batch:	402268
Matrix (Source ID):	Drinking Water (558455-002)	Method:	SM 4500-S2-D	Prep Method:	METHOD

QC1365339 Analyte	Result	Source Sample Result	Spiked	Units	Recovery	Qual	Limits	DF
Sulfide	0.9000	ND	1.000	mg/L	90%		80-120	1

Type:	Matrix Spike Duplicate	Lab ID:	QC1365340	Batch:	402268
Matrix (Source ID):	Drinking Water (558455-002)	Method:	SM 4500-S2-D	Prep Method:	METHOD

QC1365340 Analyte	Result	Source Sample Result	Spiked	Units	Recovery	Qual	Limits	RPD	RPD Lim	DF
Sulfide	0.9000	ND	1.000	mg/L	90%		80-120	0	20	1

Type:	Blank	Lab ID:	QC1366032	Batch:	402459
Matrix:	Water	Method:	SM 5310B	Prep Method:	SM 5310B

QC1366032 Analyte	Result	Qual	Units	RL	MDL	Prepared	Analyzed
Total Organic Carbon	ND		mg/L	1.0	0.49	05/01/26	05/01/26

Type:	Lab Control Sample	Lab ID:	QC1366033	Batch:	402459
Matrix:	Water	Method:	SM 5310B	Prep Method:	SM 5310B

QC1366033 Analyte	Result	Spiked	Units	Recovery	Qual	Limits
Total Organic Carbon	22.93	25.00	mg/L	92%		85-115

Batch QC

Type:	Matrix Spike	Lab ID:	QC1366034	Batch:	402459
Matrix (Source ID):	Water (558429-001)	Method:	SM 5310B	Prep Method:	SM 5310B

QC1366034 Analyte	Result	Source Sample Result	Spiked	Units	Recovery	Qual	Limits	DF
Total Organic Carbon	27.21	2.145	25.00	mg/L	100%		75-125	1

Type:	Matrix Spike Duplicate	Lab ID:	QC1366035	Batch:	402459
Matrix (Source ID):	Water (558429-001)	Method:	SM 5310B	Prep Method:	SM 5310B

QC1366035 Analyte	Result	Source Sample Result	Spiked	Units	Recovery	Qual	Limits	RPD	RPD Lim	DF
Total Organic Carbon	27.11	2.145	25.00	mg/L	100%		75-125	0	25	1

Type:	Blank	Lab ID:	QC1366858	Batch:	402659
Matrix:	Water	Method:	SM2320B	Prep Method:	METHOD

QC1366858 Analyte	Result	Qual	Units	RL	MDL	Prepared	Analyzed
Alkalinity, Bicarbonate, as CaCO3	ND		mg/L	2.0		05/04/26	05/04/26
Alkalinity, Total as CaCO3	ND		mg/L	2.0		05/04/26	05/04/26

Type:	Lab Control Sample	Lab ID:	QC1366859	Batch:	402659
Matrix:	Water	Method:	SM2320B	Prep Method:	METHOD

QC1366859 Analyte	Result	Spiked	Units	Recovery	Qual	Limits
Alkalinity, Total as CaCO3	92.82	100.0	mg/L	93%		90-110

Type:	Sample Duplicate	Lab ID:	QC1366860	Batch:	402659
Matrix (Source ID):	Water (558569-001)	Method:	SM2320B	Prep Method:	METHOD

QC1366860 Analyte	Result	Source Sample Result	Units	Qual	RPD	RPD Lim	DF
Alkalinity, Bicarbonate, as CaCO3	386.1	384.2	mg/L		0	20	2.5
Alkalinity, Total as CaCO3	386.1	384.2	mg/L		0	20	2.5

Type:	Blank	Lab ID:	QC1366634	Batch:	402594
Matrix:	Water	Method:	SM2540C	Prep Method:	METHOD

QC1366634 Analyte	Result	Qual	Units	RL	MDL	Prepared	Analyzed
Total Dissolved Solids	ND		mg/L	10		05/03/26	05/04/26

Type:	Lab Control Sample	Lab ID:	QC1366635	Batch:	402594
Matrix:	Water	Method:	SM2540C	Prep Method:	METHOD

QC1366635 Analyte	Result	Spiked	Units	Recovery	Qual	Limits
Total Dissolved Solids	1,029	1000	mg/L	103%		90-110

Batch QC

Type:	Sample Duplicate	Lab ID:	QC1366636	Batch:	402594
Matrix (Source ID):	Water (558429-001)	Method:	SM2540C	Prep Method:	METHOD

QC1366636 Analyte	Result	Source Sample Result	Units	Qual	RPD	RPD Lim	DF
Total Dissolved Solids	976.0	992.0	mg/L		2	5	2

Type:	Sample Duplicate	Lab ID:	QC1366637	Batch:	402594
Matrix (Source ID):	Water (558473-001)	Method:	SM2540C	Prep Method:	METHOD

QC1366637 Analyte	Result	Source Sample Result	Units	Qual	RPD	RPD Lim	DF
Total Dissolved Solids	1,156	1120	mg/L		3	5	2

* Value is outside QC limits

E Response exceeds instrument's linear range

ND Not Detected

NM Not Meaningful

Laboratory Job Number 558429

Subcontracted Products

McCampbell Analytical, Inc.

McCampbell Analytical, Inc.

"When Quality Counts"

Analytical Report

WorkOrder: 2604N72

Report Created for: Onterris Laboratories, LLC.

931 West Barkley Avenue
Orange, CA 92868

Project Contact: David Tripp
Project P.O.: 096843
Project: EO-558429

Project Location:
Project Received: 04/29/2026

Analytical Report reviewed & approved for release on 05/06/2026 by:

Yen Cao

Yen Cao
Project Manager

McCampbell Analytical Inc. is not accredited for all the testing in this report. The report shall not be reproduced except in full, without the written approval of the laboratory. The analytical results relate only to the items tested.

1534 Willow Pass Rd. Pittsburg, CA 94565 ♦ TEL: (877) 252-9262 ♦ FAX: (925) 252-9269 ♦ www.mccampbell.com

McCampbell Analytical, Inc.
"When Quality Counts"

1534 Willow Pass Road, Pittsburg, CA 94565-1701
Toll Free Telephone: (877) 252-9262 / Fax: (925) 252-9269
http://www.mccampbell.com / E-mail: main@mccampbell.com

Glossary of Terms & Qualifier Definitions

Client: Onterris Laboratories, LLC. **WorkOrder:** 2604N72

Project: EO-558429

Glossary Abbreviation

%D	Serial Dilution Percent Difference
95% Interval	95% Confident Interval
CCV	Continuing Calibration Verification.
CCV REC (%)	The % recovery of Continuing Calibration Verification
DF	Dilution Factor
DI WET	(DISTLC) Waste Extraction Test using DI water
DISS	Dissolved (sample filtered using a 0.45 µm filter size)
DLT	Dilution Test (Serial Dilution)
DUP	Duplicate
EDL	Estimated Detection Limit
ITEF	International Toxicity Equivalence Factor
LCS	Laboratory Control Sample
LCS2	Second LCS for the batch. Spike level is lower than that for the first LCS; applicable to method 1633.
LQL	Lowest Quantitation Level
MB	Method Blank
MB IS/SS % Rec	% Recovery of Internal Standard or Surrogate in Method Blank, if applicable
MB SS % Rec	% Recovery of Surrogate in Method Blank, if applicable
MDL	Method Detection Limit [1]
ML	Minimum Level of Quantitation
MS	Matrix Spike
MSD	Matrix Spike Duplicate
NA	Not Applicable
ND	Not detected at or above the indicated MDL (if present) or RL.
NR	Data Not Reported due to matrix interference or insufficient sample amount.
PDS	Post Digestion Spike
PF	Prep Factor
RD	Relative Difference
RL	Reporting Limit [2]
RPD	Relative Percent Difference
RRT	Relative Retention Time
RSD	Relative Standard Deviation
SPK Val	Spike Value
SPKRef Val	Spike Reference Value
SPLP	Synthetic Precipitation Leachate Procedure

[1] MDL is the minimum measured concentration of a substance that can be reported with 99% confidence that the measured concentration is distinguishable from method blank results. Definition and Procedure for the Determination of the Method Detection Limit, Revision 2, 40CFR, Part 136, Appendix B, EPA 821-R-16-006, December 2016. Values are based upon our default extraction volume/amount and are subject to change.

[2] RL is the lowest level that can be reliably determined within specified limits of precision and accuracy during routine laboratory operating conditions. (The RL cannot be lower than the lowest calibration standard used in the initial calibration of the instrument and must be greater than the MDL.) Values are based upon our default extraction volume/amount and are subject to change.

McCampbell Analytical, Inc.
"When Quality Counts"

1534 Willow Pass Road, Pittsburg, CA 94565-1701
Toll Free Telephone: (877) 252-9262 / Fax: (925) 252-9269
http://www.mccampbell.com / E-mail: main@mccampbell.com

Glossary of Terms & Qualifier Definitions

Client: Onterris Laboratories, LLC. **WorkOrder:** 2604N72

Project: EO-558429

TCLP	Toxicity Characteristic Leachate Procedure
TEQ	Toxicity Equivalents
TNTC	"Too Numerous to Count;" greater than 250 colonies observed on the plate.
TPH-Diesel	Sample results for semi-volatile TPH (diesel, kerosene, oil, etc) were calculated using a background subtraction procedure to correct for instrument baseline rise (column bleed) as described in Sec 7.7.2.2 of EPA 8015 B, C.
TZA	TimeZone Net Adjustment for sample collected outside of MAI's Coordinated Universal Time (UTC). (Adjustment for Daylight Saving is not accounted.)
WET (STLC)	Waste Extraction Test (Soluble Threshold Limit Concentration)

McCampbell Analytical, Inc.
"When Quality Counts"

1534 Willow Pass Road, Pittsburg, CA 94565-1701
Toll Free Telephone: (877) 252-9262 / Fax: (925) 252-9269
http://www.mccampbell.com / E-mail: main@mccampbell.com

Analytical Report

Client:	Onterris Laboratories, LLC.	**WorkOrder:**	2604N72
Date Received:	04/29/2026 9:55	**Extraction Method:**	RSK175
Date Prepared:	05/01/2026	**Analytical Method:**	RSK175
Project:	EO-558429	**Unit:**	µg/L

Dissolved Carbon Dioxide by RSK 175

Client ID	Lab ID	Matrix	Date Collected	Instrument FileID	Batch ID
DW-1	2604N72-001A	Water	04/28/2026 07:46	GC26 0501261004.D	341018

Analytes	Result	MDL	RL	DF	Date Analyzed
Carbon Dioxide	**3900**	200	200	4	05/01/2026 15:37

Analyst(s): CLO

Client ID	Lab ID	Matrix	Date Collected	Instrument FileID	Batch ID
DW-16	2604N72-002A	Water	04/28/2026 08:52	GC26 0501261005.D	341018

Analytes	Result	MDL	RL	DF	Date Analyzed
Carbon Dioxide	**1400**	50	50	1	05/01/2026 15:53

Analyst(s): CLO

Client ID	Lab ID	Matrix	Date Collected	Instrument FileID	Batch ID
DW-3	2604N72-003A	Water	04/28/2026 09:53	GC26 0501261006.D	341018

Analytes	Result	MDL	RL	DF	Date Analyzed
Carbon Dioxide	**8000**	500	500	10	05/01/2026 16:27

Analyst(s): CLO

(Cont.)

McCampbell Analytical, Inc.
"When Quality Counts"

1534 Willow Pass Road, Pittsburg, CA 94565-1701
Toll Free Telephone: (877) 252-9262 / Fax: (925) 252-9269
http://www.mccampbell.com / E-mail: main@mccampbell.com

Analytical Report

Client:	Onterris Laboratories, LLC.	**WorkOrder:**	2604N72
Date Received:	04/29/2026 9:55	**Extraction Method:**	RSK175
Date Prepared:	05/01/2026	**Analytical Method:**	RSK175
Project:	EO-558429	**Unit:**	µg/L

Dissolved Carbon Dioxide by RSK 175

Client ID	Lab ID	Matrix	Date Collected	Instrument FileID	Batch ID
PZ-4	2604N72-004A	Water	04/28/2026 10:58	GC26 0501261007.D	341018

Analytes	Result	MDL	RL	DF	Date Analyzed
Carbon Dioxide	**15,000**	1000	1000	20	05/01/2026 16:52

Analyst(s): CLO

McCampbell Analytical, Inc.
"When Quality Counts"

1534 Willow Pass Road, Pittsburg, CA 94565-1701
Toll Free Telephone: (877) 252-9262 / Fax: (925) 252-9269
http://www.mccampbell.com / E-mail: main@mccampbell.com

Quality Control Report

Client:	Onterris Laboratories, LLC.	**WorkOrder:**	2604N72
Date Prepared:	05/01/2026	**BatchID:**	341018
Date Analyzed:	05/01/2026	**Extraction Method:**	RSK175
Instrument:	GC26	**Analytical Method:**	RSK175
Matrix:	Water	**Unit:**	µg/L
Project:	EO-558429	**Sample ID:**	MB/LCS/LCSD-341018

QC Summary Report for RSK175

Analyte	MB Result	MDL	RL			
Carbon Dioxide	ND	50	50	-	-	-

Analyte	LCS Result	LCSD Result	SPK Val	LCS %REC	LCSD %REC	LCS/LCSD Limits	RPD	RPD Limit
Carbon Dioxide	150	170	187.2	81	88	70-130	8.27	30

McCampbell Analytical, Inc.
1534 Willow Pass Rd
Pittsburg, CA 94565-1701
(925) 252-9262

CHAIN-OF-CUSTODY RECORD

WorkOrder: 2604N72 **ClientCode: ENO** **QuoteID: 262776**

☐ WaterTrax ☐ CLIP ☐ EDF ☑ EQuIS ☑ Dry-Weight ☑ Email ☐ HardCopy ☐ ThirdParty ☑ J-flag

☑ Detection Summary ☑ **Excel** [A1_Standard _QC]

Report to:
David Tripp
Enthalpy Analytical
931 West Barkley Avenue
Orange, CA 92868
657-581-4710 FAX:

Email: david.tripp@enthalpy.com
cc/3rd Party: incomingreports@enthalpy.com;
PO: 096843
Project: EO-558429

Bill to:
Accounts Payable/Enthalpy SoCal
Montrose Environmental Group
PO Box 842165
Boston, MA 02284-2165
003EL_ap@montrose-env.com

Requested TAT: 5 days;

Date Received: **04/29/2026**
Date Logged: **04/29/2026**

Lab ID	ClientSampID	Matrix	Collection Date	Hold	Requested Tests (See legend below)											
					1	2	3	4	5	6	7	8	9	10	11	12
2604N72-001	DW-1	Water	4/28/2026 07:46	☐	A	A										
2604N72-002	DW-16	Water	4/28/2026 08:52	☐	A	A										
2604N72-003	DW-3	Water	4/28/2026 09:53	☐	A	A										
2604N72-004	PZ-4	Water	4/28/2026 10:58	☐	A	A										

Test Legend:

1	PRDisposal Fee	2	RSK175_CO2_W	3		4	
5		6		7		8	
9		10		11		12	

Project Manager: Jena Alfaro

Prepared by: Agustina Venegas

Comments:

NOTE: Soil samples are discarded 60 days after receipt unless other arrangements are made (Water samples are 30 days).
Hazardous samples will be returned to client or disposed of at client expense.

McCampbell Analytical, Inc.
"When Quality Counts"

1534 Willow Pass Road, Pittsburg, CA 94565-1701
Toll Free Telephone: (877) 252-9262 / Fax: (925) 252-9269
http://www.mccampbell.com / E-mail: main@mccampbell.com

WORK ORDER SUMMARY

Client Name: ENTHALPY ANALYTICAL
Client Contact: David Tripp
Contact's Email: david.tripp@enthalpy.com

Project: EO-558429
Comments:

Work Order: 2604N72
QC Level: LEVEL 2
Date Logged: 4/29/2026

☐ WaterTrax ☐ CLIP ☐ EDF ☑ Excel ☑ EQuIS ☑ Email ☐ HardCopy ☐ ThirdParty ☑ J-flag

LabID	ClientSampID	Matrix	Test Name	Cont./ Comp.	Bottle & Preservative	U**	Head Space	Dry-Weight	Collection Date & Time	TAT	Test Due Date	Sediment Content	Hold	Sub Out
001A	DW-1	Water	RSK175 (CO2)	2	VOA, Unpres	☐	☐	☐	4/28/2026 7:46	5 days	5/6/2026	None	☐	☐
002A	DW-16	Water	RSK175 (CO2)	2	VOA, Unpres	☐	☐	☐	4/28/2026 8:52	5 days	5/6/2026	None	☐	☐
003A	DW-3	Water	RSK175 (CO2)	2	VOA, Unpres	☐	☐	☐	4/28/2026 9:53	5 days	5/6/2026	None	☐	☐
004A	PZ-4	Water	RSK175 (CO2)	2	VOA, Unpres	☐	☐	☐	4/28/2026 10:58	5 days	5/6/2026	None	☐	☐

NOTES: *** STLC and TCLP extractions require 2 days to complete; therefore, all TATs begin after the extraction is completed (i.e., One-day TAT yields results in 3 days from sample submission).**

- ISM prep requires 5 to 10 days to complete; therefore, all TATs begin after the extraction is completed (i.e., One-day TAT yields results in 6 to 11 days from sample submission). Due date listed on WO summary will not accurately reflect the time needed for sample preparation.

- Organic extracts are held for 40 days before disposal; Inorganic extract are held for 30 days.

- MAI assumes that all material present in the provided sampling container is considered part of the sample - MAI does not exclude any material from the sample prior to sample preparation unless requested in writing by the client.

U = An unpreserved container was received for a method that suggests a preservation in order to extend hold time for analysis.**

Cont./Comp. = Containers /Composites

2604N72

Onterris. ENTHALPY ANALYTICAL

931 West Barkley Ave
Orange, CA 92868
(714) 771-6900

Subcontract Laboratory:
McCampbell Analytical, Inc.
1534 Willow Pass Rd.
Pittsburg, CA 94565
ATTN: Quote ID: 262776
PO #: PO-096843

Onterris (Orange, CA) Order: EO-558429
PM: David Tripp
Email: david.tripp@onterris.com
CC: 003incomingreports@onterris.com
Phone: 657-581-4710

Results Due: Standard TAT
Report Level: II
Report To: MDL
EDDs: Standard Excel EDD

Notes:

Sample ID	Collected	Lab ID	# Cont.	Matrix	Analysis Requested	Comment
DW-1	28-APR-2026 07:46	558429-001	2	Water	RSK-175 CO2	
DW-16	28-APR-2026 08:52	558429-002	2	Water	RSK-175 CO2	
DW-3	28-APR-2026 09:53	558429-003	2	Water	RSK-175 CO2	
PZ-4	28-APR-2026 10:58	558429-004	2	Water	RSK-175 CO2	

Notes:	Relinquished By:	Received By:
	Alice T [signature]	GLS
	Date: 4/28/26 3pm	Date: 4/28/26 3pm
	GLS	[signature]
	Date: 4/29/26	Date: 4/29/26 0955
	Date:	Date:

0.1c WET
1R39

GSO: 564358763

McCampbell Analytical, Inc.
"When Quality Counts"

1534 Willow Pass Road, Pittsburg, CA 94565-1701
Toll Free Telephone: (877) 252-9262 / Fax: (925) 252-9269
http://www.mccampbell.com / E-mail: main@mccampbell.com

Sample Receipt Checklist

Client Name:	Enthalpy Analytical	Date and Time Received:	4/29/2026 09:55
Project:	EO-558429	Date Logged:	4/29/2026
		Received by:	Agustina Venegas
WorkOrder №:	2604N72 Matrix: Water	Logged by:	Agustina Venegas
Carrier:	Golden State Overnight		

Chain of Custody (COC) Information

Chain of custody present?	Yes	☑	No	☐		
Chain of custody signed when relinquished and received?	Yes	☑	No	☐		
Chain of custody agrees with sample labels?	Yes	☑	No	☐		
Sample IDs noted by Client on COC?	Yes	☑	No	☐		
Date and Time of collection noted by Client on COC?	Yes	☑	No	☐		
Sampler's name noted on COC?	Yes	☐	No	☑		
COC agrees with Quote?	Yes	☑	No	☐	NA	☐
COC quote is active?	Yes	☑	No	☐	NA	☐

Sample Receipt Information

Custody seals intact on shipping container/cooler?	Yes	☐	No	☐	NA	☑
Custody seals intact on sample bottles?	Yes	☐	No	☐	NA	☑
Shipping container/cooler in good condition?	Yes	☑	No	☐		
Samples in proper containers/bottles?	Yes	☑	No	☐		
Sample containers intact?	Yes	☑	No	☐		
Sufficient sample volume for indicated test?	Yes	☑	No	☐		

Sample Preservation and Hold Time (HT) Information

All samples received within holding time?	Yes	☑	No	☐	NA	☐
Samples Received on Ice?	Yes	☑	No	☐		
(Ice Type: WET ICE)						
Sample/Temp Blank temperature	Temp: 0.1°C				NA	☐
ZHS conditional analyses: VOA meets zero headspace requirement (VOCs, TPHg/BTEX, RSK)?	Yes	☑	No	☐	NA	☐
Sample labels checked for correct preservation?	Yes	☑	No	☐		
pH acceptable upon receipt (Metal: <2)?	Yes	☐	No	☐	NA	☑

UCMR Samples:

pH tested and acceptable upon receipt (200.7: ≤2; 533: 6 - 8; 537.1: 6 - 8)?	Yes	☐	No	☐	NA	☑
Free Chlorine tested and acceptable upon receipt (<0.1mg/L) [not applicable to 200.7]?	Yes	☐	No	☐	NA	☑

Comments:

Page 10 of 37

Onterris
931 West Barkley Ave
Orange, CA 92868
(714) 771-6900

onterris.com

Lab Job Number : 560062
Report Level : II
Report Date : 06/04/2026

Analytical Report *prepared for:*

Matt Breuer
Waste Connections
Chiquita Canyon Landfill
29201 Henry Mayo Drive
Castaic, CA 91384

Project: GW MONITORING - CCLF Groundwater - Quarterly MPARS

Authorized for release by:

David Tripp, Senior Project Manager
david.tripp@onterris.com

This data package has been reviewed for technical correctness and completeness. Release of this data has been authorized by the Laboratory Manager or the Manager's designee, as verified by the above signature which applies to this PDF file as well as any associated electronic data deliverable files. The results contained in this report meet all requirements of NELAP and pertain only to those samples which were submitted for analysis. This report may be reproduced only in its entirety.

CA ELAP# 1338, CA ELAP #1338-S1, NELAP# 4038, SCAQMD LAP# 18LA0518, LACSD ID# 10105, ORELAP# 4197

Onterris ENTHALPY ANALYTICAL

Sample Summary

Matt Breuer Waste Connections Chiquita Canyon Landfill 29201 Henry Mayo Drive Castaic, CA 91384	Lab Job #: Project No: Location: Date Received:	560062 GW MONITORING CCLF Groundwater - Quarterly MPARS 05/21/26

Sample ID	Lab ID	Collected	Matrix
FP-01	560062-001	05/21/26 09:32	Water
DW-31	560062-002	05/21/26 10:29	Water
DW-29	560062-003	05/21/26 11:14	Water
QCFB	560062-004	05/21/26 10:32	Water
QCTB	560062-005	05/21/26 00:00	Water

Case Narrative

Waste Connections Chiquita Canyon Landfill 29201 Henry Mayo Drive Castaic, CA 91384 Matt Breuer	Lab Job Number: 560062 Project No: GW MONITORING Location: CCLF Groundwater - Quarterly MPARS Date Received: 05/21/26

- This data package contains sample and QC results for five water samples, requested for the above referenced project on 05/22/26. The samples were received in good condition.
- EPA 300.0, EPA 350.1, EPA 410.4, EPA 6010B, EPA 8270C-SIM, SM 4500-S2-D, SM 5310B, SM2320B, and SM2540C analyses were performed at 931 West Barkley Ave, Orange, CA, 92868.
- EPA 8260B analysis was performed at 2532 E Cerritos Ave., Anaheim, CA, 92806.

Volatile Organics by GC/MS (EPA 8260B):

- High recoveries were observed for MTBE in the MS/MSD for batch 404999; the parent sample was not a project sample, the BS/BSD were within limits, the associated RPD was within limits, and these high recoveries were not associated with any reported results.
- No other analytical problems were encountered.

Semivolatile Organics by GC/MS SIM (EPA 8270C-SIM):
No analytical problems were encountered.

Total Organic Carbon by IR (SM 5310B):
No analytical problems were encountered.

Metals (EPA 6010B):
No analytical problems were encountered.

Ion Chromatography (EPA 300.0):

- High recoveries were observed for a number of analytes in the MSD for batch 404489; the parent sample was not a project sample, the LCS was within limits, and the associated RPDs were within limits.
- High recovery was observed for sulfate in the MSD for batch 404489; the parent sample was not a project sample, and the LCS was within limits.
- Response exceeding the instrument's linear range was observed for sulfate in the MSD for batch 404489; affected data was qualified with "E".
- No other analytical problems were encountered.

Chemical Oxygen Demand by EPA 410.4 (EPA 410.4):
No analytical problems were encountered.

Alkalinity (SM2320B):
No analytical problems were encountered.

Sulfide (SM 4500-S2-D):
No analytical problems were encountered.

Total Dissolved Solids (TDS) (SM2540C):
No analytical problems were encountered.

Chemical Oxygen Demand (EPA 410.4):
No analytical problems were encountered.

Ammonia and TKN- Semi-Automated Method (SM 4500-NH3-G):
No analytical problems were encountered.

RSK-175 CO2 (RSK-175):
McCampbell Analytical, Inc. in Pittsburg, CA performed the analysis (see sublab report section for certifications). Please see the McCampbell Analytical, Inc. case narrative.

@MCM 5/22/26

ENTHALPY ANALYTICAL

Chain of Custody Record

Lab No: 560074 @ 560062

Page: 1 of 1

Turn Around Time (rush by advanced notice only)					
Standard:	X	5 Day:		3 Day:	
2 Day:		1 Day:		Custom TAT:	

Enthalpy Analytical

931 W Barkely Ave, Orange, CA 92868

(714) 771-6900

Matrix: A = Air S = Soil/Solid W = Water DW = Drinking Wate SD = Sediment PP = Pure Product SEA = Sea Water SW = Swab T = Tissue WP = Wipe O = Other

Preservatives: 1 = $Na_2S_2O_3$ 2 = HCl 3 = HNO_3 4 = H_2SO_4 5 = NaOH 6 = Other

Sample Receipt Temp: 3.3/2.0 1149 4.3 (lab use only)

CUSTOMER INFORMATION		PROJECT INFORMATION	
Company:	Chiquita Canyon Landfill	Name:	Matt Breuer
Report To:	Matt Breuer	Number:	661-257-3655
Email:	Matthew.Breuer@wasteconnections.com	P.O. #:	
Address:	29201 Henry Mayo Drive	Address:	
	Castaic, CA, 91384		
Phone:	661-257-3655	Global ID:	L10003464243
Fax:		Sampled By:	Paul Chang

	Sample ID	Sampling Date	Sampling Time	Matrix	Container No. / Size	Pres.	VOCs (EPA 8260B)	1,4-Dioxane	Alkalinity, total	Bicarbonate as CaCO3	Ammonia-N, Nitrate-N	COD, Cl, SO4, TDS, TOC	B, Ca, Fe, K, Mg, Mn, Na	Bromide, Fluoride, Sulfide	Carbon dioxide
1	FP-01	5/21/26	932	W	13	var.	X	X	X	X	X	X	X	X	X
2	DW-31	↓	1029	↓	↓	↓	X	X	X	X	X	X	X	X	X
3	DW-29	↓	1114	↓	↓	↓	X	X	X	X	X	X	X	X	X
4	QCFB	↓	1032	↓	3	↓	X								
5	QCTB	—	—	↓	2	↓	X								
6															
7															
8															
9															
10															

Analysis Request

Test Instructions / Comments

Quarterly MPars

cc report to: pchang@changenvironmental.com Basic EDD & GeoTracker EDF

Login 560062

	Signature	Print Name	Company / Title	Date / Time
1 Relinquished By:		Paul Chang	CEI	5/21/26 12:36
1 Received By:		Alice T	EA/NH	5/21/26 12:36
2 Relinquished By:		Alice T	EA/NH	5/22/26 935
2 Received By:		Glenn O.	O-NH	5-22-26 935
3 Relinquished By:		Glenn O.	O-NH	5-22-26 12:00
3 Received By:	Bob Shutt	PONGSAK STRATTON	O.T.	5/22/26 12:30
Relinq Rec'd	Bob Shutt	PONGSAK STRATTON Nicole Mendoza	O.T.	5/22/26 13:10

5 of 34

Onterris

SAMPLE RECEIPT CHECKLIST

Section 1: General Info
Date Received: 5/21/26 Job#: 560074 Client: CCL

Section 2: Shipping / Custody **Are custody seals present?** ☐ Yes ☒ No
Custody seals intact on arrival? ☐ N/A ☒ Yes ☐ No ☐ On cooler / box ☐ On samples
☐ Courier ☒ Walk-In ☐ Field Sampling ☐ Shipping Info: _____

Section 3a: Condition / Packaging ☐ **Outside 0.0 - 6.0°C (0.0 - 10.0°C for microbiology) (PM notified)**
Date Opened 5/21/26 By (initials) AXT Type of ice used: ☐ Wet ☐ Blue/Gel ☐ None
☒ Samples received on ice directly from the field; cooling process had begun. (if checked, skip temperatures)
☐ Sample matrix doesn't require cooling (e.g. air, bulk PCB). (if checked, skip temperatures)
If no cooler: Observed/Corrected Temp (°C): _____ / _____ Thermometer/IR Gun ID:_____CF:_____
Cooler Temp (obs/corr) (°C) #1:_____ /_____ #2:_____ /_____ #3:_____ /_____ #4:_____ /_____ #5:_____ /_____ #6:_____ /_____

Section 3b: Microbiology Samples ☒ **No microbiology samples submitted (skip 3b)**
☐ Within temp range 0.0 - 10.0°C or received on ice directly from field.
☐ Adequate headspace for microbiology analysis.

Section 3c: Air Samples ☒ **No air samples submitted (skip 3c)**
☐ 1.4L Canisters ☐ 6L Canisters ☐ Tedlar Bags ☐ MCE Cassettes ☐ Sorbent Tubes ☐ Other_____

Section 4: Containers / Labels / Samples	YES	NO	N/A
1) Were custody papers present, filled properly, and legible?			
2) Is the sampler's name present on the CoC?			
3) Were containers received in good condition (unbroken / unopened / uncompromised)?			
4) Were the samples bagged? (required for microbiology samples; recommended for soil samples)			
5) Were all of, and only, the correct samples received?			
6) Are sample labels present, legible, and in agreement with the CoC?			
7) Does the container count match the CoC?			
8) Was sufficient sample volume / mass received for the analyses requested?			
9) Were samples received in proper containers for the analyses requested?			
10) Were samples received with > 1/2 holding time remaining?			
11) Are samples properly preserved as indicated by CoC / labels?			
12) Unpreserved VOAs received - If necessary, was the hold time changed in LIMS?			
13) Are VOA vials free from headspace/bubbles > 6mm?			

Section 5: Explanations / Comments
(If no comments are made, then no discrepancies noted.)

☐ **No additional discrepancies**

Form Completed By (print): AXT **(sign):** _____

Date Labeled: 5/21/26 **By (print):** AXT **(sign):** _____

Onterris

SAMPLE RECEIPT CHECKLIST

Section 1: General Info
Date Received: 5/22/26 Job#: 560062 Client: WASTECONNECTIONS

Section 2: Shipping / Custody **Are custody seals present?** ☐ Yes ☒ No
Custody seals intact on arrival? ☒ N/A ☐ Yes ☐ No ☐ On cooler / box ☐ On samples
☒ Courier ☐ Walk-In ☐ Field Sampling ☐ Shipping Info: _____

Section 3a: Condition / Packaging ☐ **Outside 0.0 - 6.0°C (0.0 - 10.0°C for microbiology) (PM notified)**
Date Opened 5/22/26 By (initials) PSS Type of ice used: ☒ Wet ☐ Blue/Gel ☐ None
☐ Samples received on ice directly from the field; cooling process had begun. (if checked, skip temperatures)
☐ Sample matrix doesn't require cooling (e.g. air, bulk PCB). (if checked, skip temperatures)
If no cooler: Observed/Corrected Temp (°C): ____ / ____ Thermometer/IR Gun ID: IR 19 CF: -1.3
Cooler Temp (obs/corr) (°C) #1: 3.3 / 2.0 #2: ____ / ____ #3: ____ / ____ #4: ____ / ____ #5: ____ / ____ #6: ____ / ____

Section 3b: Microbiology Samples ☒ **No microbiology samples submitted (skip 3b)**
☐ Within temp range 0.0 - 10.0°C or received on ice directly from field.
☐ Adequate headspace for microbiology analysis.

Section 3c: Air Samples ☒ **No air samples submitted (skip 3c)**
☐ 1.4L Canisters ☐ 6L Canisters ☐ Tedlar Bags ☐ MCE Cassettes ☐ Sorbent Tubes ☐ Other _____
Tedlar Bags received protected from light (ASTM D5504 Sulfur only)? ☐ N/A ☐ Yes ☐ No

Section 4: Containers / Labels / Samples	YES	NO	N/A
1) Were custody papers present, filled properly, and legible?	✔		
2) Is the sampler's name present on the CoC?	✔		
3) Were containers received in good condition (unbroken / unopened / uncompromised)?	✔		
4) Were the samples bagged? (required for microbiology samples; recommended for soil samples)			✔
5) Were all of, and only, the correct samples received?	✔		
6) Are sample labels present, legible, and in agreement with the CoC?	✓		
7) Does the container count match the CoC?	✔		
8) Was sufficient sample volume / mass received for the analyses requested?	✔		
9) Were samples received in proper containers for the analyses requested?	✔		
10) Were samples received with > 1/2 holding time remaining?		✓	
11) Are samples properly preserved as indicated by CoC / labels?	✔		
12) Unpreserved VOAs received - If necessary, was the hold time changed in LIMS?			✔
13) Are VOA vials free from headspace/bubbles > 6mm?	✓		

Section 5: Explanations / Comments
(If no comments are made, then no discrepancies noted.)
4.10X: Nitrates are received w/ 1/2 holding time remaining

☐ **No additional discrepancies**

Form Completed By (print): NCM **(sign):** _____

Date Labeled: 5/22/26 **By (print):** AXT **(sign):** N/A

Onterris ENTHALPY ANALYTICAL

Analysis Results for 560062

Matt Breuer
Waste Connections
Chiquita Canyon Landfill
29201 Henry Mayo Drive
Castaic, CA 91384

Lab Job #: 560062
Project No: GW MONITORING
Location: CCLF Groundwater - Quarterly MPARS
Date Received: 05/21/26

Sample ID: FP-01 **Lab ID: 560062-001** **Collected: 05/21/26 09:32**
Matrix: Water

560062-001 Analyte	Result	Qual	Units	RL	MDL	DF	Batch	Prepared	Analyzed	Chemist
Method: EPA 300.0 Prep Method: METHOD										
Fluoride	**0.29**		mg/L	0.20	0.059	1	404489	05/22/26 14:43	05/22/26 16:27	BPH
Chloride	**93**		mg/L	1.0	0.26	1	404489	05/22/26 14:43	05/22/26 16:27	BPH
Bromide	**0.41**		mg/L	0.30	0.061	1	404489	05/22/26 14:43	05/22/26 16:27	BPH
Nitrogen, Nitrate	**0.11**		mg/L	0.10	0.05	1	404489	05/22/26 14:43	05/22/26 16:27	BPH
Sulfate	**370**		mg/L	10	1.8	10	404489	05/22/26 14:43	05/22/26 16:48	BPH
Method: EPA 350.1 Prep Method: METHOD										
Ammonia-N	ND		mg/L	0.10	0.068	1	404638	05/26/26	05/26/26	JAK
Method: EPA 410.4 Prep Method: EPA 410.4										
Chemical Oxygen Demand	**34**		mg/L	4.0	2.6	1	404677	05/26/26	05/27/26	RDL
Method: EPA 6010B Prep Method: EPA 3015A										
Boron	**0.50**		mg/L	0.050	0.0090	1	404583	05/24/26	05/25/26	DXC
Calcium	**160**		mg/L	0.10	0.0095	1	404583	05/24/26	05/25/26	DXC
Iron	ND		mg/L	0.050	0.017	1	404583	05/24/26	05/25/26	DXC
Magnesium	**32**		mg/L	0.10	0.017	1	404583	05/24/26	05/25/26	DXC
Manganese	**0.60**		mg/L	0.010	0.00075	1	404583	05/24/26	05/25/26	DXC
Potassium	**1.7**		mg/L	0.50	0.20	1	404583	05/24/26	05/25/26	DXC
Sodium	**140**		mg/L	0.50	0.017	1	404583	05/24/26	05/25/26	DXC
Method: EPA 8260B Prep Method: EPA 5030B										
Freon 12	ND		ug/L	1.0	0.1	1	404999	05/29/26	05/29/26	LYZ
Chloromethane	ND		ug/L	1.0	0.2	1	404999	05/29/26	05/29/26	LYZ
Vinyl Chloride	ND		ug/L	0.5	0.1	1	404999	05/29/26	05/29/26	LYZ
1,1-Dichloroethene	ND		ug/L	0.5	0.08	1	404999	05/29/26	05/29/26	LYZ
Methylene Chloride	ND		ug/L	10	0.2	1	404999	05/29/26	05/29/26	LYZ
1,1-Dichloroethane	ND		ug/L	0.5	0.1	1	404999	05/29/26	05/29/26	LYZ
cis-1,2-Dichloroethene	ND		ug/L	0.5	0.09	1	404999	05/29/26	05/29/26	LYZ
1,2-Dichloroethane	ND		ug/L	0.5	0.1	1	404999	05/29/26	05/29/26	LYZ
Benzene	ND		ug/L	0.5	0.1	1	404999	05/29/26	05/29/26	LYZ
Trichloroethene	ND		ug/L	0.5	0.1	1	404999	05/29/26	05/29/26	LYZ
Tetrachloroethene	ND		ug/L	0.5	0.1	1	404999	05/29/26	05/29/26	LYZ
1,4-Dichlorobenzene	ND		ug/L	0.5	0.2	1	404999	05/29/26	05/29/26	LYZ
Surrogates				**Limits**						
Dibromofluoromethane	96%		%REC	70-130		1	404999	05/29/26	05/29/26	LYZ
1,2-Dichloroethane-d4	116%		%REC	70-130		1	404999	05/29/26	05/29/26	LYZ
Toluene-d8	93%		%REC	70-130		1	404999	05/29/26	05/29/26	LYZ
Bromofluorobenzene	96%		%REC	70-130		1	404999	05/29/26	05/29/26	LYZ

Results for any subcontracted analyses are not included in this section.

Analysis Results for 560062

560062-001 Analyte	Result	Qual	Units	RL	MDL	DF	Batch	Prepared	Analyzed	Chemist
Method: EPA 8270C-SIM Prep Method: EPA 3535										
1,4-Dioxane	**3.4**		ug/L	1.0	0.84	1	404791	05/27/26	05/27/26	ZFA
Surrogates				**Limits**						
1,4-Dioxane-d8 (SUR)	96%		%REC	80-120		1	404791	05/27/26	05/27/26	ZFA
Method: SM 4500-S2-D Prep Method: METHOD										
Sulfide	ND		mg/L	0.10		1	404530	05/22/26	05/22/26	TXC
Method: SM 5310B Prep Method: SM 5310B										
Total Organic Carbon	**13**		mg/L	1.0	0.49	1	404588	05/24/26	05/24/26	BDR
Method: SM2320B Prep Method: METHOD										
Alkalinity, Bicarbonate, as CaCO3	**410**		mg/L	5.0		2.5	404931	05/28/26	05/28/26	ARM
Alkalinity, Total as CaCO3	**410**		mg/L	5.0		2.5	404931	05/28/26	05/28/26	ARM
Method: SM2540C Prep Method: METHOD										
Total Dissolved Solids	**1,100**		mg/L	20		2	404505	05/22/26	05/26/26	CDR

Results for any subcontracted analyses are not included in this section.

Onterris ENTHALPY ANALYTICAL

Analysis Results for 560062

Sample ID: DW-31	Lab ID: 560062-002	Collected: 05/21/26 10:29
	Matrix: Water	

560062-002 Analyte	Result	Qual	Units	RL	MDL	DF	Batch	Prepared	Analyzed	Chemist
Method: EPA 300.0 Prep Method: METHOD										
Fluoride	**0.22**		mg/L	0.20	0.059	1	404489	05/22/26 14:43	05/22/26 17:09	BPH
Chloride	**64**		mg/L	1.0	0.26	1	404489	05/22/26 14:43	05/22/26 17:09	BPH
Bromide	**0.22**	J	mg/L	0.30	0.061	1	404489	05/22/26 14:43	05/22/26 17:09	BPH
Nitrogen, Nitrate	**0.93**		mg/L	0.10	0.05	1	404489	05/22/26 14:43	05/22/26 17:09	BPH
Sulfate	**280**		mg/L	10	1.8	10	404489	05/22/26 14:43	05/22/26 17:29	BPH
Method: EPA 350.1 Prep Method: METHOD										
Ammonia-N	ND		mg/L	0.10	0.068	1	404638	05/26/26	05/26/26	JAK
Method: EPA 410.4 Prep Method: EPA 410.4										
Chemical Oxygen Demand	**25**		mg/L	4.0	2.6	1	404677	05/26/26	05/27/26	RDL
Method: EPA 6010B Prep Method: EPA 3015A										
Boron	**0.42**		mg/L	0.050	0.0090	1	404583	05/24/26	05/25/26	DXC
Calcium	**160**		mg/L	0.10	0.0095	1	404583	05/24/26	05/25/26	DXC
Iron	ND		mg/L	0.050	0.017	1	404583	05/24/26	05/25/26	DXC
Magnesium	**29**		mg/L	0.10	0.017	1	404583	05/24/26	05/25/26	DXC
Manganese	**0.061**		mg/L	0.010	0.00075	1	404583	05/24/26	05/25/26	DXC
Potassium	**1.3**		mg/L	0.50	0.20	1	404583	05/24/26	05/25/26	DXC
Sodium	**110**		mg/L	0.50	0.017	1	404583	05/24/26	05/25/26	DXC
Method: EPA 8260B Prep Method: EPA 5030B										
Freon 12	ND		ug/L	1.0	0.1	1	404999	05/29/26	05/29/26	LYZ
Chloromethane	ND		ug/L	1.0	0.2	1	404999	05/29/26	05/29/26	LYZ
Vinyl Chloride	ND		ug/L	0.5	0.1	1	404999	05/29/26	05/29/26	LYZ
1,1-Dichloroethene	ND		ug/L	0.5	0.08	1	404999	05/29/26	05/29/26	LYZ
Methylene Chloride	ND		ug/L	10	0.2	1	404999	05/29/26	05/29/26	LYZ
1,1-Dichloroethane	ND		ug/L	0.5	0.1	1	404999	05/29/26	05/29/26	LYZ
cis-1,2-Dichloroethene	ND		ug/L	0.5	0.09	1	404999	05/29/26	05/29/26	LYZ
1,2-Dichloroethane	ND		ug/L	0.5	0.1	1	404999	05/29/26	05/29/26	LYZ
Benzene	ND		ug/L	0.5	0.1	1	404999	05/29/26	05/29/26	LYZ
Trichloroethene	ND		ug/L	0.5	0.1	1	404999	05/29/26	05/29/26	LYZ
Tetrachloroethene	ND		ug/L	0.5	0.1	1	404999	05/29/26	05/29/26	LYZ
1,4-Dichlorobenzene	ND		ug/L	0.5	0.2	1	404999	05/29/26	05/29/26	LYZ
Surrogates				**Limits**						
Dibromofluoromethane	97%		%REC	70-130		1	404999	05/29/26	05/29/26	LYZ
1,2-Dichloroethane-d4	118%		%REC	70-130		1	404999	05/29/26	05/29/26	LYZ
Toluene-d8	95%		%REC	70-130		1	404999	05/29/26	05/29/26	LYZ
Bromofluorobenzene	94%		%REC	70-130		1	404999	05/29/26	05/29/26	LYZ
Method: EPA 8270C-SIM Prep Method: EPA 3535										
1,4-Dioxane	**1.6**		ug/L	1.0	0.84	1	404791	05/27/26	05/27/26	ZFA
Surrogates				**Limits**						
1,4-Dioxane-d8 (SUR)	99%		%REC	80-120		1	404791	05/27/26	05/27/26	ZFA

Results for any subcontracted analyses are not included in this section.

Analysis Results for 560062

560062-002 Analyte	Result	Qual	Units	RL	MDL	DF	Batch	Prepared	Analyzed	Chemist
Method: SM 4500-S2-D Prep Method: METHOD										
Sulfide	ND		mg/L	0.10		1	404530	05/22/26	05/22/26	TXC
Method: SM 5310B Prep Method: SM 5310B										
Total Organic Carbon	**15**		mg/L	1.0	0.49	1	404588	05/24/26	05/24/26	BDR
Method: SM2320B Prep Method: METHOD										
Alkalinity, Bicarbonate, as CaCO3	**440**		mg/L	5.0		2.5	404931	05/28/26	05/28/26	ARM
Alkalinity, Total as CaCO3	**440**		mg/L	5.0		2.5	404931	05/28/26	05/28/26	ARM
Method: SM2540C Prep Method: METHOD										
Total Dissolved Solids	**920**		mg/L	20		2	404505	05/22/26	05/26/26	CDR

Results for any subcontracted analyses are not included in this section.

Onterris ENTHALPY ANALYTICAL

Analysis Results for 560062

Sample ID: DW-29	Lab ID: 560062-003	Collected: 05/21/26 11:14
	Matrix: Water	

560062-003 Analyte	Result	Qual	Units	RL	MDL	DF	Batch	Prepared	Analyzed	Chemist
Method: EPA 300.0 Prep Method: METHOD										
Fluoride	**0.36**		mg/L	0.20	0.059	1	404489	05/22/26 14:43	05/22/26 17:50	BPH
Chloride	**95**		mg/L	1.0	0.26	1	404489	05/22/26 14:43	05/22/26 17:50	BPH
Bromide	**0.35**		mg/L	0.30	0.061	1	404489	05/22/26 14:43	05/22/26 17:50	BPH
Nitrogen, Nitrate	**2.0**		mg/L	0.10	0.05	1	404489	05/22/26 14:43	05/22/26 17:50	BPH
Sulfate	**370**		mg/L	10	1.8	10	404489	05/22/26 14:43	05/22/26 18:53	BPH
Method: EPA 350.1 Prep Method: METHOD										
Ammonia-N	ND		mg/L	0.10	0.068	1	404638	05/26/26	05/26/26	JAK
Method: EPA 410.4 Prep Method: EPA 410.4										
Chemical Oxygen Demand	**18**		mg/L	4.0	2.6	1	404677	05/26/26	05/27/26	RDL
Method: EPA 6010B Prep Method: EPA 3015A										
Boron	**0.40**		mg/L	0.050	0.0090	1	404583	05/24/26	05/25/26	DXC
Calcium	**77**		mg/L	0.10	0.0095	1	404583	05/24/26	05/25/26	DXC
Iron	**0.076**		mg/L	0.050	0.017	1	404583	05/24/26	05/25/26	DXC
Magnesium	**10**		mg/L	0.10	0.017	1	404583	05/24/26	05/25/26	DXC
Manganese	**0.17**		mg/L	0.010	0.00075	1	404583	05/24/26	05/25/26	DXC
Potassium	**1.6**		mg/L	0.50	0.20	1	404583	05/24/26	05/25/26	DXC
Sodium	**250**		mg/L	0.50	0.017	1	404583	05/24/26	05/25/26	DXC
Method: EPA 8260B Prep Method: EPA 5030B										
Freon 12	ND		ug/L	1.0	0.1	1	404999	05/29/26	05/29/26	LYZ
Chloromethane	ND		ug/L	1.0	0.2	1	404999	05/29/26	05/29/26	LYZ
Vinyl Chloride	ND		ug/L	0.5	0.1	1	404999	05/29/26	05/29/26	LYZ
1,1-Dichloroethene	ND		ug/L	0.5	0.08	1	404999	05/29/26	05/29/26	LYZ
Methylene Chloride	ND		ug/L	10	0.2	1	404999	05/29/26	05/29/26	LYZ
1,1-Dichloroethane	ND		ug/L	0.5	0.1	1	404999	05/29/26	05/29/26	LYZ
cis-1,2-Dichloroethene	ND		ug/L	0.5	0.09	1	404999	05/29/26	05/29/26	LYZ
1,2-Dichloroethane	ND		ug/L	0.5	0.1	1	404999	05/29/26	05/29/26	LYZ
Benzene	ND		ug/L	0.5	0.1	1	404999	05/29/26	05/29/26	LYZ
Trichloroethene	ND		ug/L	0.5	0.1	1	404999	05/29/26	05/29/26	LYZ
Tetrachloroethene	ND		ug/L	0.5	0.1	1	404999	05/29/26	05/29/26	LYZ
1,4-Dichlorobenzene	ND		ug/L	0.5	0.2	1	404999	05/29/26	05/29/26	LYZ
Surrogates				**Limits**						
Dibromofluoromethane	95%		%REC	70-130		1	404999	05/29/26	05/29/26	LYZ
1,2-Dichloroethane-d4	119%		%REC	70-130		1	404999	05/29/26	05/29/26	LYZ
Toluene-d8	93%		%REC	70-130		1	404999	05/29/26	05/29/26	LYZ
Bromofluorobenzene	92%		%REC	70-130		1	404999	05/29/26	05/29/26	LYZ
Method: EPA 8270C-SIM Prep Method: EPA 3535										
1,4-Dioxane	ND		ug/L	1.0	0.84	1	404791	05/27/26	05/27/26	ZFA
Surrogates				**Limits**						
1,4-Dioxane-d8 (SUR)	99%		%REC	80-120		1	404791	05/27/26	05/27/26	ZFA

Results for any subcontracted analyses are not included in this section.

Analysis Results for 560062

560062-003 Analyte	Result	Qual	Units	RL	MDL	DF	Batch	Prepared	Analyzed	Chemist
Method: SM 4500-S2-D Prep Method: METHOD										
Sulfide	ND		mg/L	0.10		1	404530	05/22/26	05/22/26	TXC
Method: SM 5310B Prep Method: SM 5310B										
Total Organic Carbon	**11**		mg/L	1.0	0.49	1	404588	05/24/26	05/24/26	BDR
Method: SM2320B Prep Method: METHOD										
Alkalinity, Bicarbonate, as CaCO3	**300**		mg/L	5.0		2.5	404931	05/28/26	05/28/26	ARM
Alkalinity, Total as CaCO3	**300**		mg/L	5.0		2.5	404931	05/28/26	05/28/26	ARM
Method: SM2540C Prep Method: METHOD										
Total Dissolved Solids	**970**		mg/L	20		2	404505	05/22/26	05/26/26	CDR

Sample ID: QCFB **Lab ID: 560062-004** **Collected: 05/21/26 10:32**
Matrix: Water

560062-004 Analyte	Result	Qual	Units	RL	MDL	DF	Batch	Prepared	Analyzed	Chemist
Method: EPA 8260B Prep Method: EPA 5030B										
Freon 12	ND		ug/L	1.0	0.1	1	404999	05/29/26	05/29/26	LYZ
Chloromethane	ND		ug/L	1.0	0.2	1	404999	05/29/26	05/29/26	LYZ
Vinyl Chloride	ND		ug/L	0.5	0.1	1	404999	05/29/26	05/29/26	LYZ
1,1-Dichloroethene	ND		ug/L	0.5	0.08	1	404999	05/29/26	05/29/26	LYZ
Methylene Chloride	**0.3**	J	ug/L	10	0.2	1	404999	05/29/26	05/29/26	LYZ
1,1-Dichloroethane	ND		ug/L	0.5	0.1	1	404999	05/29/26	05/29/26	LYZ
cis-1,2-Dichloroethene	ND		ug/L	0.5	0.09	1	404999	05/29/26	05/29/26	LYZ
1,2-Dichloroethane	ND		ug/L	0.5	0.1	1	404999	05/29/26	05/29/26	LYZ
Benzene	ND		ug/L	0.5	0.1	1	404999	05/29/26	05/29/26	LYZ
Trichloroethene	ND		ug/L	0.5	0.1	1	404999	05/29/26	05/29/26	LYZ
Tetrachloroethene	ND		ug/L	0.5	0.1	1	404999	05/29/26	05/29/26	LYZ
1,4-Dichlorobenzene	ND		ug/L	0.5	0.2	1	404999	05/29/26	05/29/26	LYZ
Surrogates				**Limits**						
Dibromofluoromethane	95%		%REC	70-130		1	404999	05/29/26	05/29/26	LYZ
1,2-Dichloroethane-d4	118%		%REC	70-130		1	404999	05/29/26	05/29/26	LYZ
Toluene-d8	96%		%REC	70-130		1	404999	05/29/26	05/29/26	LYZ
Bromofluorobenzene	92%		%REC	70-130		1	404999	05/29/26	05/29/26	LYZ

Results for any subcontracted analyses are not included in this section.

Onterris ENTHALPY ANALYTICAL

Analysis Results for 560062

Sample ID: QCTB	Lab ID: 560062-005	Collected: 05/21/26
	Matrix: Water	

560062-005 Analyte	Result	Qual	Units	RL	MDL	DF	Batch	Prepared	Analyzed	Chemist
Method: EPA 8260B Prep Method: EPA 5030B										
Freon 12	ND		ug/L	1.0	0.1	1	404999	05/29/26	05/29/26	LYZ
Chloromethane	ND		ug/L	1.0	0.2	1	404999	05/29/26	05/29/26	LYZ
Vinyl Chloride	ND		ug/L	0.5	0.1	1	404999	05/29/26	05/29/26	LYZ
1,1-Dichloroethene	ND		ug/L	0.5	0.08	1	404999	05/29/26	05/29/26	LYZ
Methylene Chloride	**0.6**	J	ug/L	10	0.2	1	404999	05/29/26	05/29/26	LYZ
1,1-Dichloroethane	ND		ug/L	0.5	0.1	1	404999	05/29/26	05/29/26	LYZ
cis-1,2-Dichloroethene	ND		ug/L	0.5	0.09	1	404999	05/29/26	05/29/26	LYZ
1,2-Dichloroethane	ND		ug/L	0.5	0.1	1	404999	05/29/26	05/29/26	LYZ
Benzene	ND		ug/L	0.5	0.1	1	404999	05/29/26	05/29/26	LYZ
Trichloroethene	ND		ug/L	0.5	0.1	1	404999	05/29/26	05/29/26	LYZ
Tetrachloroethene	ND		ug/L	0.5	0.1	1	404999	05/29/26	05/29/26	LYZ
1,4-Dichlorobenzene	ND		ug/L	0.5	0.2	1	404999	05/29/26	05/29/26	LYZ
Surrogates				**Limits**						
Dibromofluoromethane	97%		%REC	70-130		1	404999	05/29/26	05/29/26	LYZ
1,2-Dichloroethane-d4	118%		%REC	70-130		1	404999	05/29/26	05/29/26	LYZ
Toluene-d8	97%		%REC	70-130		1	404999	05/29/26	05/29/26	LYZ
Bromofluorobenzene	97%		%REC	70-130		1	404999	05/29/26	05/29/26	LYZ

J Estimated value
ND Not Detected

Results for any subcontracted analyses are not included in this section.

Batch QC

Type: Blank	**Lab ID: QC1373364**	**Batch: 404489**
Matrix: Water	**Method: EPA 300.0**	**Prep Method: METHOD**

QC1373364 Analyte	Result	Qual	Units	RL	MDL	Prepared	Analyzed
Fluoride	ND		mg/L	0.20	0.059	05/22/26 14:43	05/22/26 14:43
Chloride	ND		mg/L	1.0	0.26	05/22/26 14:43	05/22/26 14:43
Bromide	ND		mg/L	0.30	0.061	05/22/26 14:43	05/22/26 14:43
Nitrogen, Nitrate	ND		mg/L	0.10	0.05	05/22/26 14:43	05/22/26 14:43
Sulfate	ND		mg/L	1.0	0.18	05/22/26 14:43	05/22/26 14:43

Type: Lab Control Sample	**Lab ID: QC1373365**	**Batch: 404489**
Matrix: Water	**Method: EPA 300.0**	**Prep Method: METHOD**

QC1373365 Analyte	Result	Spiked	Units	Recovery	Qual	Limits
Fluoride	10.36	10.00	mg/L	104%		90-110
Chloride	48.97	50.00	mg/L	98%		90-110
Bromide	15.25	15.00	mg/L	102%		90-110
Nitrogen, Nitrate	4.593	4.518	mg/L	102%		90-110
Sulfate	25.56	25.00	mg/L	102%		90-110

Type: Matrix Spike	**Lab ID: QC1373366**	**Batch: 404489**
Matrix (Source ID): Water (560165-001)	**Method: EPA 300.0**	**Prep Method: METHOD**

QC1373366 Analyte	Result	Source Sample Result	Spiked	Units	Recovery	Qual	Limits	DF
Fluoride	23.96	0.08055	20.00	mg/L	119%		80-129	1
Chloride	118.6	2.682	100.0	mg/L	116%		80-123	1
Bromide	17.24	ND	15.00	mg/L	115%		80-121	1
Nitrogen, Nitrate	10.47	ND	9.036	mg/L	116%		80-123	1
Sulfate	65.25	6.680	50.00	mg/L	117%		79-124	1

Type: Matrix Spike Duplicate	**Lab ID: QC1373367**	**Batch: 404489**
Matrix (Source ID): Water (560165-001)	**Method: EPA 300.0**	**Prep Method: METHOD**

QC1373367 Analyte	Result	Source Sample Result	Spiked	Units	Recovery	Qual	Limits	RPD	RPD Lim	DF
Fluoride	28.54	0.08055	20.00	mg/L	142%	*	80-129	17	21	1
Chloride	140.9	2.682	100.0	mg/L	138%	*	80-123	17	20	1
Bromide	20.61	ND	15.00	mg/L	137%	*	80-121	18	20	1
Nitrogen, Nitrate	12.51	ND	9.036	mg/L	138%	*	80-123	18	20	1
Sulfate	76.49	6.680	50.00	mg/L	140%	*	79-124	16	20	1

Batch QC

Type:	Matrix Spike	Lab ID:	QC1373470	Batch:	404489
Matrix (Source ID):	Water (560196-004)	Method:	EPA 300.0	Prep Method:	METHOD

QC1373470 Analyte	Result	Source Sample Result	Spiked	Units	Recovery	Qual	Limits	DF
Fluoride	24.57	0.07670	20.00	mg/L	122%		80-129	1
Chloride	149.9	30.87	100.0	mg/L	119%		80-123	1
Bromide	17.64	0.1263	15.00	mg/L	117%		80-121	1
Nitrogen, Nitrate	10.68	ND	9.036	mg/L	118%		80-123	1
Sulfate	96.80	37.55	50.00	mg/L	118%		79-124	1

Type:	Matrix Spike Duplicate	Lab ID:	QC1373471	Batch:	404489
Matrix (Source ID):	Water (560196-004)	Method:	EPA 300.0	Prep Method:	METHOD

QC1373471 Analyte	Result	Source Sample Result	Spiked	Units	Recovery	Qual	Limits	RPD	RPD Lim	DF
Fluoride	25.78	0.07670	20.00	mg/L	128%		80-129	5	21	1
Chloride	154.1	30.87	100.0	mg/L	123%		80-123	3	20	1
Bromide	18.26	0.1263	15.00	mg/L	121%		80-121	3	20	1
Nitrogen, Nitrate	11.08	ND	9.036	mg/L	123%		80-123	4	20	1
Sulfate	100.6	37.55	50.00	mg/L	126%	E,*	79-124		20	1

Type:	Blank	Lab ID:	QC1373956	Batch:	404638
Matrix:	Water	Method:	EPA 350.1	Prep Method:	METHOD

QC1373956 Analyte	Result	Qual	Units	RL	MDL	Prepared	Analyzed
Ammonia-N	ND		mg/L	0.10	0.068	05/26/26	05/26/26

Type:	Lab Control Sample	Lab ID:	QC1373957	Batch:	404638
Matrix:	Water	Method:	EPA 350.1	Prep Method:	METHOD

QC1373957 Analyte	Result	Spiked	Units	Recovery	Qual	Limits
Ammonia-N	0.9929	1.000	mg/L	99%		90-110

Type:	Matrix Spike	Lab ID:	QC1373958	Batch:	404638
Matrix (Source ID):	Water (559023-006)	Method:	EPA 350.1	Prep Method:	SM 4500-NH3-G SD

QC1373958 Analyte	Result	Source Sample Result	Spiked	Units	Recovery	Qual	Limits	DF
Ammonia-N	26.85	25.36	1.000	mg/L		NM	90-110	51

Batch QC

Type: Matrix Spike Duplicate **Lab ID:** QC1373959 **Batch:** 404638
Matrix (Source ID): Water (559023-006) **Method:** EPA 350.1 **Prep Method:** SM 4500-NH3-G SD

QC1373959 Analyte	Result	Source Sample Result	Spiked	Units	Recovery	Qual	Limits	RPD	RPD Lim	DF
Ammonia-N	27.19	25.36	1.000	mg/L		NM	90-110	1	20	51

Type: Blank **Lab ID:** QC1374101 **Batch:** 404677
Matrix: Water **Method:** EPA 410.4 **Prep Method:** EPA 410.4

QC1374101 Analyte	Result	Qual	Units	RL	MDL	Prepared	Analyzed
Chemical Oxygen Demand	ND		mg/L	4.0	2.6	05/26/26	05/27/26

Type: Lab Control Sample **Lab ID:** QC1374102 **Batch:** 404677
Matrix: Water **Method:** EPA 410.4 **Prep Method:** EPA 410.4

QC1374102 Analyte	Result	Spiked	Units	Recovery	Qual	Limits
Chemical Oxygen Demand	104.0	100.0	mg/L	104%		90-110

Type: Matrix Spike **Lab ID:** QC1374103 **Batch:** 404677
Matrix (Source ID): Water (560163-001) **Method:** EPA 410.4 **Prep Method:** EPA 410.4

QC1374103 Analyte	Result	Source Sample Result	Spiked	Units	Recovery	Qual	Limits	DF
Chemical Oxygen Demand	112.0	ND	100.0	mg/L	109%		75-125	2

Type: Matrix Spike Duplicate **Lab ID:** QC1374104 **Batch:** 404677
Matrix (Source ID): Water (560163-001) **Method:** EPA 410.4 **Prep Method:** EPA 410.4

QC1374104 Analyte	Result	Source Sample Result	Spiked	Units	Recovery	Qual	Limits	RPD	RPD Lim	DF
Chemical Oxygen Demand	112.0	ND	100.0	mg/L	109%		75-125	0	20	2

Type: Blank **Lab ID:** QC1373698 **Batch:** 404583
Matrix: Water **Method:** EPA 6010B **Prep Method:** EPA 3015A

QC1373698 Analyte	Result	Qual	Units	RL	MDL	Prepared	Analyzed
Boron	ND		mg/L	0.050	0.0090	05/24/26	05/25/26
Calcium	ND		mg/L	0.10	0.0095	05/24/26	05/25/26
Iron	ND		mg/L	0.020	0.017	05/24/26	05/25/26
Magnesium	ND		mg/L	0.10	0.017	05/24/26	05/25/26
Manganese	ND		mg/L	0.010	0.00075	05/24/26	05/25/26
Potassium	ND		mg/L	0.50	0.20	05/24/26	05/25/26
Sodium	ND		mg/L	0.50	0.017	05/24/26	05/25/26

Batch QC

Type:	**Lab Control Sample**	**Lab ID:**	**QC1373699**	**Batch:**	**404583**
Matrix:	**Water**	**Method:**	**EPA 6010B**	**Prep Method:**	**EPA 3015A**

QC1373699 Analyte	Result	Spiked	Units	Recovery	Qual	Limits
Boron	0.3861	0.4000	mg/L	97%		80-120
Calcium	19.73	20.40	mg/L	97%		80-120
Iron	0.3978	0.4000	mg/L	99%		80-120
Magnesium	19.65	20.40	mg/L	96%		80-120
Manganese	0.3927	0.4000	mg/L	98%		80-120
Potassium	22.56	24.00	mg/L	94%		80-120
Sodium	19.67	20.40	mg/L	96%		80-120

Type:	**Matrix Spike**	**Lab ID:**	**QC1373700**	**Batch:**	**404583**
Matrix (Source ID):	**Water (560216-001)**	**Method:**	**EPA 6010B**	**Prep Method:**	**EPA 3015A**

QC1373700 Analyte	Result	Source Sample Result	Spiked	Units	Recovery	Qual	Limits	DF
Boron	84.50	81.12	4.000	mg/L	84%	NM	75-125	10
Calcium	6,685	6460	204.0	mg/L	110%	NM	75-125	10
Iron	713.8	717.3	4.000	mg/L	-86%	E,NM	75-125	10
Magnesium	811.4	627.8	204.0	mg/L	90%		75-125	10
Manganese	45.24	41.88	4.000	mg/L	84%	NM	75-125	10
Potassium	1,697	1442	240.0	mg/L	106%	NM	75-125	10
Sodium	4,791	4570	204.0	mg/L	108%	NM	75-125	10

Type:	**Matrix Spike Duplicate**	**Lab ID:**	**QC1373701**	**Batch:**	**404583**
Matrix (Source ID):	**Water (560216-001)**	**Method:**	**EPA 6010B**	**Prep Method:**	**EPA 3015A**

QC1373701 Analyte	Result	Source Sample Result	Spiked	Units	Recovery	Qual	Limits	RPD	RPD Lim	DF
Boron	84.92	81.12	4.000	mg/L	95%	NM	75-125	0	20	10
Calcium	6,613	6460	204.0	mg/L	75%	NM	75-125	1	20	10
Iron	717.5	717.3	4.000	mg/L	7%	E,NM	75-125		22	10
Magnesium	801.9	627.8	204.0	mg/L	85%		75-125	1	20	10
Manganese	45.42	41.88	4.000	mg/L	88%	NM	75-125	0	20	10
Potassium	1,678	1442	240.0	mg/L	98%	NM	75-125	1	20	10
Sodium	4,758	4570	204.0	mg/L	92%	NM	75-125	1	20	10

Batch QC

Type:	**Serial Dilution**	**Lab ID:**	**QC1373719**	**Batch:**	**404583**
Matrix (Source ID):	**Water (560216-001)**	**Method:**	**EPA 6010B**	**Prep Method:**	**EPA 3015A**

QC1373719 Analyte	Result	Source Sample Result	Units	Qual	RPD	RPD Lim	DF
Boron	77.89	81.12	mg/L				50
Calcium	6,835	6460	mg/L				50
Iron	731.8	717.3	mg/L				50
Magnesium	669.0	627.8	mg/L				50
Manganese	41.36	41.88	mg/L				50
Potassium	1,332	1442	mg/L				50
Sodium	4,485	4570	mg/L				50

Type:	**Lab Control Sample**	**Lab ID:**	**QC1375233**	**Batch:**	**404999**
Matrix:	**Water**	**Method:**	**EPA 8260B**	**Prep Method:**	**EPA 5030B**

QC1375233 Analyte	Result	Spiked	Units	Recovery	Qual	Limits
1,1-Dichloroethene	58.51	50.00	ug/L	117%		69-128
MTBE	59.57	50.00	ug/L	119%		66-125
Benzene	48.96	50.00	ug/L	98%		76-121
Trichloroethene	42.70	50.00	ug/L	85%		76-124
Toluene	45.44	50.00	ug/L	91%		76-120
Chlorobenzene	46.56	50.00	ug/L	93%		78-120
Surrogates						
Dibromofluoromethane	47.94	50.00	ug/L	96%		70-130
1,2-Dichloroethane-d4	60.54	50.00	ug/L	121%		70-130
Toluene-d8	46.47	50.00	ug/L	93%		70-130
Bromofluorobenzene	47.00	50.00	ug/L	94%		70-130

Type:	**Lab Control Sample Duplicate**	**Lab ID:**	**QC1375234**	**Batch:**	**404999**
Matrix:	**Water**	**Method:**	**EPA 8260B**	**Prep Method:**	**EPA 5030B**

QC1375234 Analyte	Result	Spiked	Units	Recovery	Qual	Limits	RPD	RPD Lim
1,1-Dichloroethene	58.62	50.00	ug/L	117%		69-128	0	23
MTBE	61.61	50.00	ug/L	123%		66-125	3	22
Benzene	50.69	50.00	ug/L	101%		76-121	3	21
Trichloroethene	45.70	50.00	ug/L	91%		76-124	7	22
Toluene	47.73	50.00	ug/L	95%		76-120	5	21
Chlorobenzene	48.64	50.00	ug/L	97%		78-120	4	20
Surrogates								
Dibromofluoromethane	48.73	50.00	ug/L	97%		70-130		
1,2-Dichloroethane-d4	54.75	50.00	ug/L	110%		70-130		
Toluene-d8	47.63	50.00	ug/L	95%		70-130		
Bromofluorobenzene	46.18	50.00	ug/L	92%		70-130		

Batch QC

Type: Blank	Lab ID: QC1375238	Batch: 404999
Matrix: Water	Method: EPA 8260B	Prep Method: EPA 5030B

QC1375238 Analyte	Result	Qual	Units	RL	MDL	Prepared	Analyzed
Freon 12	ND		ug/L	1.0	0.1	05/29/26	05/29/26
Chloromethane	ND		ug/L	1.0	0.2	05/29/26	05/29/26
Vinyl Chloride	ND		ug/L	0.5	0.1	05/29/26	05/29/26
1,1-Dichloroethene	ND		ug/L	0.5	0.08	05/29/26	05/29/26
Methylene Chloride	ND		ug/L	10	0.2	05/29/26	05/29/26
1,1-Dichloroethane	ND		ug/L	0.5	0.1	05/29/26	05/29/26
cis-1,2-Dichloroethene	ND		ug/L	0.5	0.09	05/29/26	05/29/26
1,2-Dichloroethane	ND		ug/L	0.5	0.1	05/29/26	05/29/26
Benzene	ND		ug/L	0.5	0.1	05/29/26	05/29/26
Trichloroethene	ND		ug/L	0.5	0.1	05/29/26	05/29/26
Tetrachloroethene	ND		ug/L	0.5	0.1	05/29/26	05/29/26
1,4-Dichlorobenzene	ND		ug/L	0.5	0.2	05/29/26	05/29/26
Surrogates				**Limits**			
Dibromofluoromethane	96%		%REC	70-130		05/29/26	05/29/26
1,2-Dichloroethane-d4	114%		%REC	70-130		05/29/26	05/29/26
Toluene-d8	97%		%REC	70-130		05/29/26	05/29/26
Bromofluorobenzene	97%		%REC	70-130		05/29/26	05/29/26

Type: Matrix Spike	Lab ID: QC1375278	Batch: 404999
Matrix (Source ID): Water (560453-001)	Method: EPA 8260B	Prep Method: EPA 5030B

QC1375278 Analyte	Result	Source Sample Result	Spiked	Units	Recovery	Qual	Limits	DF
1,1-Dichloroethene	1,175	ND	1000	ug/L	117%		62-131	50
MTBE	1,342	7.864	1000	ug/L	133%	*	61-124	50
Benzene	1,157	96.82	1000	ug/L	106%		70-123	50
Trichloroethene	1,012	ND	1000	ug/L	101%		65-131	50
Toluene	1,018	ND	1000	ug/L	102%		69-120	50
Chlorobenzene	1,062	ND	1000	ug/L	106%		72-121	50
Surrogates								
Dibromofluoromethane	2,501		2500	ug/L	100%		70-130	50
1,2-Dichloroethane-d4	2,859		2500	ug/L	114%		70-130	50
Toluene-d8	2,389		2500	ug/L	96%		70-130	50
Bromofluorobenzene	2,423		2500	ug/L	97%		70-130	50

Batch QC

Type:	Matrix Spike Duplicate	Lab ID:	QC1375279	Batch:	404999
Matrix (Source ID):	Water (560453-001)	Method:	EPA 8260B	Prep Method:	EPA 5030B

QC1375279 Analyte	Result	Source Sample Result	Spiked	Units	Recovery	Qual	Limits	RPD	RPD Lim	DF
1,1-Dichloroethene	1,068	ND	1000	ug/L	107%		62-131	10	31	50
MTBE	1,270	7.864	1000	ug/L	126%	*	61-124	5	30	50
Benzene	1,102	96.82	1000	ug/L	101%		70-123	5	31	50
Trichloroethene	973.0	ND	1000	ug/L	97%		65-131	4	31	50
Toluene	968.3	ND	1000	ug/L	97%		69-120	5	29	50
Chlorobenzene	1,005	ND	1000	ug/L	100%		72-121	6	29	50
Surrogates										
Dibromofluoromethane	2,534		2500	ug/L	101%		70-130			50
1,2-Dichloroethane-d4	2,694		2500	ug/L	108%		70-130			50
Toluene-d8	2,417		2500	ug/L	97%		70-130			50
Bromofluorobenzene	2,438		2500	ug/L	98%		70-130			50

Type:	Blank	Lab ID:	QC1374492	Batch:	404791
Matrix:	Water	Method:	EPA 8270C-SIM	Prep Method:	EPA 3535

QC1374492 Analyte	Result	Qual	Units	RL	MDL	Prepared	Analyzed
1,4-Dioxane	ND		ug/L	1.0	0.84	05/27/26	05/27/26
Surrogates				**Limits**			
1,4-Dioxane-d8 (SUR)	98%		%REC	80-120		05/27/26	05/27/26

Type:	Lab Control Sample	Lab ID:	QC1374493	Batch:	404791
Matrix:	Water	Method:	EPA 8270C-SIM	Prep Method:	EPA 3535

QC1374493 Analyte	Result	Spiked	Units	Recovery	Qual	Limits
1,4-Dioxane	10.15	10.00	ug/L	101%		79-120
Surrogates						
1,4-Dioxane-d8 (SUR)	10.03	10.00	ug/L	100%		80-120

Type:	Lab Control Sample Duplicate	Lab ID:	QC1374494	Batch:	404791
Matrix:	Water	Method:	EPA 8270C-SIM	Prep Method:	EPA 3535

QC1374494 Analyte	Result	Spiked	Units	Recovery	Qual	Limits	RPD	RPD Lim
1,4-Dioxane	10.26	10.00	ug/L	103%		79-120	1	20
Surrogates								
1,4-Dioxane-d8 (SUR)	10.23	10.00	ug/L	102%		80-120		

Type:	Blank	Lab ID:	QC1373497	Batch:	404530
Matrix:	Water	Method:	SM 4500-S2-D	Prep Method:	METHOD

QC1373497 Analyte	Result	Qual	Units	RL	MDL	Prepared	Analyzed
Sulfide	ND		mg/L	0.10		05/22/26	05/22/26

Batch QC

Type: Lab Control Sample **Lab ID:** QC1373498 **Batch:** 404530
Matrix: Water **Method:** SM 4500-S2-D **Prep Method:** METHOD

QC1373498 Analyte	Result	Spiked	Units	Recovery	Qual	Limits
Sulfide	0.9000	1.000	mg/L	90%		90-110

Type: Matrix Spike **Lab ID:** QC1373499 **Batch:** 404530
Matrix (Source ID): Water (560090-001) **Method:** SM 4500-S2-D **Prep Method:** METHOD

QC1373499 Analyte	Result	Source Sample Result	Spiked	Units	Recovery	Qual	Limits	DF
Sulfide	0.9000	ND	1.000	mg/L	90%		80-120	1

Type: Matrix Spike Duplicate **Lab ID:** QC1373500 **Batch:** 404530
Matrix (Source ID): Water (560090-001) **Method:** SM 4500-S2-D **Prep Method:** METHOD

QC1373500 Analyte	Result	Source Sample Result	Spiked	Units	Recovery	Qual	Limits	RPD	RPD Lim	DF
Sulfide	0.9000	ND	1.000	mg/L	90%		80-120	0	20	1

Type: Blank **Lab ID:** QC1373714 **Batch:** 404588
Matrix: Water **Method:** SM 5310B **Prep Method:** SM 5310B

QC1373714 Analyte	Result	Qual	Units	RL	MDL	Prepared	Analyzed
Total Organic Carbon	ND		mg/L	1.0	0.49	05/24/26	05/24/26

Type: Lab Control Sample **Lab ID:** QC1373715 **Batch:** 404588
Matrix: Water **Method:** SM 5310B **Prep Method:** SM 5310B

QC1373715 Analyte	Result	Spiked	Units	Recovery	Qual	Limits
Total Organic Carbon	23.99	25.00	mg/L	96%		85-115

Type: Matrix Spike **Lab ID:** QC1373716 **Batch:** 404588
Matrix (Source ID): Water (560062-001) **Method:** SM 5310B **Prep Method:** SM 5310B

QC1373716 Analyte	Result	Source Sample Result	Spiked	Units	Recovery	Qual	Limits	DF
Total Organic Carbon	39.36	12.68	25.00	mg/L	107%		75-125	1

Type: Matrix Spike Duplicate **Lab ID:** QC1373717 **Batch:** 404588
Matrix (Source ID): Water (560062-001) **Method:** SM 5310B **Prep Method:** SM 5310B

QC1373717 Analyte	Result	Source Sample Result	Spiked	Units	Recovery	Qual	Limits	RPD	RPD Lim	DF
Total Organic Carbon	38.85	12.68	25.00	mg/L	105%		75-125	1	25	1

Batch QC

Type: Blank	Lab ID: QC1374931	Batch: 404931
Matrix: Water	Method: SM2320B	Prep Method: METHOD

QC1374931 Analyte	Result	Qual	Units	RL	MDL	Prepared	Analyzed
Alkalinity, Bicarbonate, as CaCO3	ND		mg/L	2.0		05/28/26	05/28/26
Alkalinity, Total as CaCO3	ND		mg/L	2.0		05/28/26	05/28/26

Type: Lab Control Sample	Lab ID: QC1374932	Batch: 404931
Matrix: Water	Method: SM2320B	Prep Method: METHOD

QC1374932 Analyte	Result	Spiked	Units	Recovery	Qual	Limits
Alkalinity, Total as CaCO3	94.34	100.0	mg/L	94%		90-110

Type: Sample Duplicate	Lab ID: QC1374933	Batch: 404931
Matrix (Source ID): Water (560062-001)	Method: SM2320B	Prep Method: METHOD

QC1374933 Analyte	Result	Source Sample Result	Units	Qual	RPD	RPD Lim	DF
Alkalinity, Bicarbonate, as CaCO3	396.9	405.9	mg/L		2	20	2.5
Alkalinity, Total as CaCO3	396.9	405.9	mg/L		2	20	2.5

Type: Blank	Lab ID: QC1373438	Batch: 404505
Matrix: Water	Method: SM2540C	Prep Method: METHOD

QC1373438 Analyte	Result	Qual	Units	RL	MDL	Prepared	Analyzed
Total Dissolved Solids	ND		mg/L	20		05/22/26	05/26/26

Type: Lab Control Sample	Lab ID: QC1373439	Batch: 404505
Matrix: Water	Method: SM2540C	Prep Method: METHOD

QC1373439 Analyte	Result	Spiked	Units	Recovery	Qual	Limits
Total Dissolved Solids	930.0	1000	mg/L	93%		90-110

Type: Sample Duplicate	Lab ID: QC1373440	Batch: 404505
Matrix (Source ID): Water (560011-002)	Method: SM2540C	Prep Method: METHOD

QC1373440 Analyte	Result	Source Sample Result	Units	Qual	RPD	RPD Lim	DF
Total Dissolved Solids	260.0	250.0	mg/L		4	5	2

Type: Sample Duplicate	Lab ID: QC1373441	Batch: 404505
Matrix (Source ID): Water (560011-003)	Method: SM2540C	Prep Method: METHOD

QC1373441 Analyte	Result	Source Sample Result	Units	Qual	RPD	RPD Lim	DF
Total Dissolved Solids	214.0	216.0	mg/L		1	5	2

Batch QC

*	Value is outside QC limits
E	Response exceeds instrument's linear range
ND	Not Detected
NM	Not Meaningful

Laboratory Job Number 560062

Subcontracted Products

McCampbell Analytical, Inc.

McCampbell Analytical, Inc.

"When Quality Counts"

Analytical Report

WorkOrder: 2605F25

Report Created for: Onterris Laboratories, LLC.

931 West Barkley Avenue
Orange, CA 92868

Project Contact: David Tripp
Project P.O.: 096843
Project: EO-560062

Project Location:
Project Received: 05/22/2026

Analytical Report reviewed & approved for release on 06/01/2026 by:

Yen Cao

Yen Cao
Project Manager

McCampbell Analytical Inc. is not accredited for all the testing in this report. The report shall not be reproduced except in full, without the written approval of the laboratory. The analytical results relate only to the items tested.

1534 Willow Pass Rd. Pittsburg, CA 94565 ♦ TEL: (877) 252-9262 ♦ FAX: (925) 252-9269 ♦ www.mccampbell.com

McCampbell Analytical, Inc.
"When Quality Counts"

1534 Willow Pass Road, Pittsburg, CA 94565-1701
Toll Free Telephone: (877) 252-9262 / Fax: (925) 252-9269
http://www.mccampbell.com / E-mail: main@mccampbell.com

Glossary of Terms & Qualifier Definitions

Client: Onterris Laboratories, LLC. **WorkOrder:** 2605F25

Project: EO-560062

Glossary Abbreviation

%D	Serial Dilution Percent Difference
95% Interval	95% Confident Interval
CCV	Continuing Calibration Verification.
CCV REC (%)	The % recovery of Continuing Calibration Verification
DF	Dilution Factor
DISS	Dissolved (sample filtered using a 0.45 µm filter size)
DISTLC	Soluble Threshold Limit Concentration using DI water
DLT	Dilution Test (Serial Dilution)
DUP	Duplicate
EDL	Estimated Detection Limit
HMI	ICPMS HMI= High Matrix Sample Introduction
ITEF	International Toxicity Equivalence Factor
LCS	Laboratory Control Sample
LCS2	Second LCS for the batch. Spike level is lower than that for the first LCS; applicable to method 1633.
LQL	Lowest Quantitation Level
MB	Method Blank
MB IS/SS % Rec	% Recovery of Internal Standard or Surrogate in Method Blank, if applicable
MB SS % Rec	% Recovery of Surrogate in Method Blank, if applicable
MDL	Method Detection Limit [1]
MET	Modified Elutriate Test (Effluent Elutriate)
ML	Minimum Level of Quantitation
MS	Matrix Spike
MSD	Matrix Spike Duplicate
NA	Not Applicable
ND	Not detected at or above the indicated MDL (if present) or RL.
NR	Data Not Reported due to matrix interference or insufficient sample amount.
PDS	Post Digestion Spike
PF	Prep Factor
RD	Relative Difference
RL	Reporting Limit [2]
RPD	Relative Percent Difference
RRT	Relative Retention Time
RSD	Relative Standard Deviation
SET	Standard Elutriate Test (Open Water)

[1] MDL is the minimum measured concentration of a substance that can be reported with 99% confidence that the measured concentration is distinguishable from method blank results. Definition and Procedure for the Determination of the Method Detection Limit, Revision 2, 40CFR, Part 136, Appendix B, EPA 821-R-16-006, December 2016. Values are based upon our default extraction volume/amount and are subject to change.

[2] RL is the lowest level that can be reliably determined within specified limits of precision and accuracy during routine laboratory operating conditions. (The RL cannot be lower than the lowest calibration standard used in the initial calibration of the instrument and must be greater than the MDL.) Values are based upon our default extraction volume/amount and are subject to change.

McCampbell Analytical, Inc.
"When Quality Counts"

1534 Willow Pass Road, Pittsburg, CA 94565-1701
Toll Free Telephone: (877) 252-9262 / Fax: (925) 252-9269
http://www.mccampbell.com / E-mail: main@mccampbell.com

Glossary of Terms & Qualifier Definitions

Client: Onterris Laboratories, LLC. **WorkOrder:** 2605F25

Project: EO-560062

SPK Val	Spike Value
SPKRef Val	Spike Reference Value
SPLP	Synthetic Precipitation Leachate Procedure
STLC	Soluble Threshold Limit Concentration
TCLP	Toxicity Characteristic Leachate Procedure
TEQ	Toxicity Equivalents
TNTC	Micro: “Too Numerous to Count;” greater than 250 colonies observed on the plate.
TPH-Diesel	Sample results for semi-volatile TPH (diesel, kerosene, oil, etc) were calculated using a background subtraction procedure to correct for instrument baseline rise (column bleed) as described in Sec 7.7.2.2 of EPA 8015 B, C.
TZA	TimeZone Net Adjustment for sample collected outside of MAI's Coordinated Universal Time (UTC). (Adjustment for Daylight Saving is not accounted.)

McCampbell Analytical, Inc.
"When Quality Counts"

1534 Willow Pass Road, Pittsburg, CA 94565-1701
Toll Free Telephone: (877) 252-9262 / Fax: (925) 252-9269
http://www.mccampbell.com / E-mail: main@mccampbell.com

Analytical Report

Client:	Onterris Laboratories, LLC.	**WorkOrder:**	2605F25
Date Received:	05/22/2026 9:13	**Extraction Method:**	RSK175
Date Prepared:	05/27/2026	**Analytical Method:**	RSK175
Project:	EO-560062	**Unit:**	µg/L

Dissolved Carbon Dioxide by RSK 175

Client ID	Lab ID	Matrix	Date Collected	Instrument FileID	Batch ID
FP-01	2605F25-001A	Water	05/21/2026 09:32	GC26 0527261008.D	342678

Analytes	Result	MDL	RL	DF	Date Analyzed
Carbon Dioxide	**24,000**	1000	1000	20	05/27/2026 13:58

Analyst(s): CLO

Client ID	Lab ID	Matrix	Date Collected	Instrument FileID	Batch ID
DW-31	2605F25-002A	Water	05/21/2026 10:29	GC26 0527261009.D	342678

Analytes	Result	MDL	RL	DF	Date Analyzed
Carbon Dioxide	**39,000**	2000	2000	40	05/27/2026 14:23

Analyst(s): CLO

Client ID	Lab ID	Matrix	Date Collected	Instrument FileID	Batch ID
DW-29	2605F25-003A	Water	05/21/2026 11:14	GC26 0527261010.D	342678

Analytes	Result	MDL	RL	DF	Date Analyzed
Carbon Dioxide	**12,000**	500	500	10	05/27/2026 14:48

Analyst(s): CLO

McCampbell Analytical, Inc.
"When Quality Counts"

1534 Willow Pass Road, Pittsburg, CA 94565-1701
Toll Free Telephone: (877) 252-9262 / Fax: (925) 252-9269
http://www.mccampbell.com / E-mail: main@mccampbell.com

Quality Control Report

Client:	Onterris Laboratories, LLC.	**WorkOrder:**	2605F25
Date Prepared:	05/27/2026	**BatchID:**	342678
Date Analyzed:	05/27/2026	**Extraction Method:**	RSK175
Instrument:	GC26	**Analytical Method:**	RSK175
Matrix:	Water	**Unit:**	µg/L
Project:	EO-560062	**Sample ID:**	MB/LCS/LCSD-342678

QC Summary Report for RSK175

Analyte	MB Result	MDL	RL			
Carbon Dioxide	ND	50	50	-	-	-

Analyte	LCS Result	LCSD Result	SPK Val	LCS %REC	LCSD %REC	LCS/LCSD Limits	RPD	RPD Limit
Carbon Dioxide	150	150	187.2	79	81	70-130	2.14	30

McCampbell Analytical, Inc.
1534 Willow Pass Rd
Pittsburg, CA 94565-1701
(925) 252-9262

CHAIN-OF-CUSTODY RECORD

WorkOrder: 2605F25 **ClientCode: ENO** **QuoteID: 262776**

☐ WaterTrax ☐ CLIP ☐ EDF ☑ EQuIS ☑ Dry-Weight ☑ Email ☐ HardCopy ☐ ThirdParty ☑ J-flag
☑ Detection Summary ☑ **Excel** [A1_Standard _QC]

Report to:
David Tripp
Onterris Laboratories, LLC.
931 West Barkley Avenue
Orange, CA 92868
657-581-4710 FAX:

Email: david.tripp@onterris.com; 003incomingrep
cc/3rd Party:
PO: 096843
Project: EO-560062

Bill to:
Accounts Payable
Onterris
P.O.Box 419584
Boston, MA 02241
accountsreceivable@onterris.com

Requested TAT: 5 days;

Date Received: **05/22/2026**
Date Logged: **05/26/2026**

Lab ID	ClientSampID	Matrix	Collection Date	Hold	Requested Tests (See legend below)											
					1	2	3	4	5	6	7	8	9	10	11	12
2605F25-001	FP-01	Water	5/21/2026 09:32	☐	A	A										
2605F25-002	DW-31	Water	5/21/2026 10:29	☐	A	A										
2605F25-003	DW-29	Water	5/21/2026 11:14	☐	A	A										

Test Legend:

1	PRDisposal Fee	2	RSK175_CO2_W	3		4	
5		6		7		8	
9		10		11		12	

Project Manager: Jena Alfaro

Prepared by: Agustina Venegas

Comments:

NOTE: Soil samples are discarded 60 days after receipt unless other arrangements are made (Water samples are 30 days).
Hazardous samples will be returned to client or disposed of at client expense.

McCampbell Analytical, Inc.
"When Quality Counts"

1534 Willow Pass Road, Pittsburg, CA 94565-1701
Toll Free Telephone: (877) 252-9262 / Fax: (925) 252-9269
http://www.mccampbell.com / E-mail: main@mccampbell.com

WORK ORDER SUMMARY

Client Name: ONTERRIS LABORATORIES, LLC. **Project:** EO-560062 **Work Order:** 2605F25

Client Contact: David Tripp **QC Level:** LEVEL 2

Contact's Email: david.tripp@onterris.com; 003incomingreports@onterris.com **Comments:** **Date Logged:** 5/26/2026

☐ WaterTrax ☐ CLIP ☐ EDF ☑ Excel ☐ EQuIS ☑ Email ☐ HardCopy ☐ ThirdParty ☑ J-flag

LabID	ClientSampID	Matrix	Test Name	Cont./ Comp.	Bottle & Preservative	U**	Head Space	Dry-Weight	Collection Date & Time	TAT	Test Due Date	Sediment Content	Hold	Sub Out
001A	FP-01	Water	RSK175 (CO2)	2	VOA, Unpres	☐	☐	☐	5/21/2026 9:32	5 days	6/1/2026	None	☐	☐
002A	DW-31	Water	RSK175 (CO2)	2	VOA, Unpres	☐	☐	☐	5/21/2026 10:29	5 days	6/1/2026	Present	☐	☐
003A	DW-29	Water	RSK175 (CO2)	2	VOA, Unpres	☐	☐	☐	5/21/2026 11:14	5 days	6/1/2026	Present	☐	☐

NOTES: * STLC and TCLP extractions require 2 days to complete; therefore, all TATs begin after the extraction is completed (i.e., One-day TAT yields results in 3 days from sample submission).

- ISM prep requires 5 to 10 days to complete; therefore, all TATs begin after the extraction is completed (i.e., One-day TAT yields results in 6 to 11 days from sample submission). Due date listed on WO summary will not accurately reflect the time needed for sample preparation.

- Organic extracts are held for 40 days before disposal; Inorganic extract are held for 30 days.

- MAI assumes that all material present in the provided sampling container is considered part of the sample - MAI does not exclude any material from the sample prior to sample preparation unless requested in writing by the client.

U = An unpreserved container was received for a method that suggests a preservation in order to extend hold time for analysis.**

Cont./Comp. = Containers /Composites

2605F25

Onterris. ENTHALPY ANALYTICAL

931 West Barkley Ave
Orange, CA 92868
(714) 771-6900

Subcontract Laboratory:
McCampbell Analytical, Inc.
1534 Willow Pass Rd.
Pittsburg, CA 94565
ATTN: Quote ID: 262776
PO #: PO-096843

Onterris (Orange, CA) Order: EO-560062
PM: David Tripp
Email: david.tripp@onterris.com
CC: 003incomingreports@onterris.com
Phone: (714) 771-6900

Results Due: Standard TAT
Report Level: II
Report To: MDL
EDDs: Standard Excel EDD

Notes:

Sample ID	Collected	Lab ID	# Cont.	Matrix	Analysis Requested	Comment
FP-01	21-MAY-2026 09:32	560062-001	2	Water	RSK-175 CO2	
DW-31	21-MAY-2026 10:29	560062-002	2	Water	RSK-175 CO2	
DW-29	21-MAY-2026 11:14	560062-003	2	Water	RSK-175 CO2	

Notes:	Relinquished By:	Received By:
	AXT	GLS
	Date: 5/21/26 3pm	Date: 5/21/26 3pm
		[signature]
	Date: GLS	Date: 5/22/26 0913
	5/22/26	
	Date:	Date:

3.3C MEA IR46

650:564450753

McCampbell Analytical, Inc.
"When Quality Counts"

1534 Willow Pass Road, Pittsburg, CA 94565-1701
Toll Free Telephone: (877) 252-9262 / Fax: (925) 252-9269
http://www.mccampbell.com / E-mail: main@mccampbell.com

Sample Receipt Checklist

Client Name:	Onterris Laboratories, LLC.	Date and Time Received:	5/22/2026 09:13
Project:	EO-560062	Date Logged:	5/26/2026
		Received by:	Agustina Venegas
WorkOrder №:	2605F25 Matrix: Water	Logged by:	Agustina Venegas
Carrier:	Golden State Overnight		

Chain of Custody (COC) Information

Chain of custody present?	Yes	☑	No	☐		
Chain of custody signed when relinquished and received?	Yes	☑	No	☐		
Chain of custody agrees with sample labels?	Yes	☑	No	☐		
Sample IDs noted by Client on COC?	Yes	☑	No	☐		
Date and Time of collection noted by Client on COC?	Yes	☑	No	☐		
Sampler's name noted on COC?	Yes	☐	No	☑		
COC agrees with Quote?	Yes	☑	No	☐	NA	☐
COC quote is active?	Yes	☑	No	☐	NA	☐

Sample Receipt Information

Custody seals intact on shipping container/cooler?	Yes	☐	No	☐	NA	☑
Custody seals intact on sample bottles?	Yes	☐	No	☐	NA	☑
Shipping container/cooler in good condition?	Yes	☑	No	☐		
Samples in proper containers/bottles?	Yes	☑	No	☐		
Sample containers intact?	Yes	☑	No	☐		
Sufficient sample volume for indicated test?	Yes	☑	No	☐		

Sample Preservation and Hold Time (HT) Information

All samples received within holding time?	Yes	☑	No	☐	NA	☐
Samples Received on Ice?	Yes	☑	No	☐		
(Ice Type: WET ICE)						
Sample/Temp Blank temperature	Temp: 3.3°C				NA	☐
ZHS conditional analyses: VOA meets zero headspace requirement (VOCs, TPHg/BTEX, RSK)?	Yes	☑	No	☐	NA	☐
Sample labels checked for correct preservation?	Yes	☑	No	☐		
pH acceptable upon receipt (Metal: <2)?	Yes	☐	No	☐	NA	☑

UCMR Samples:

pH tested and acceptable upon receipt (200.7: ≤2; 533: 6 - 8; 537.1: 6 - 8)?	Yes	☐	No	☐	NA	☑
Free Chlorine tested and acceptable upon receipt (<0.1mg/L) [not applicable to 200.7]?	Yes	☐	No	☐	NA	☑

Comments:

Onterris
931 West Barkley Ave
Orange, CA 92868
(714) 771-6900

onterris.com

Lab Job Number : 561821
Report Level : II
Report Date : 07/07/2026

Analytical Report *prepared for:*

Dylan Smith
Waste Connections
Chiquita Canyon Landfill
29201 Henry Mayo Drive
Castaic, CA 91384

Project: GW MONITORING - CCLF Groundwater

Authorized for release by:



David Tripp, Senior Project Manager
david.tripp@onterris.com

This data package has been reviewed for technical correctness and completeness. Release of this data has been authorized by the Laboratory Manager or the Manager's designee, as verified by the above signature which applies to this PDF file as well as any associated electronic data deliverable files. The results contained in this report meet all requirements of NELAP and pertain only to those samples which were submitted for analysis. This report may be reproduced only in its entirety.

CA ELAP# 1338, CA ELAP #1338-S1, NELAP# 4038, SCAQMD LAP# 18LA0518, LACSD ID# 10105, ORELAP# 4197

Onterris ENTHALPY ANALYTICAL

Sample Summary

Dylan Smith Waste Connections Chiquita Canyon Landfill 29201 Henry Mayo Drive Castaic, CA 91384		Lab Job #: Project No: Location: Date Received:	561821 GW MONITORING CCLF Groundwater 06/18/26

Sample ID	Lab ID	Collected	Matrix
FP-01	561821-001	06/18/26 09:35	Water
DW-31	561821-002	06/18/26 10:35	Water
DW-29	561821-003	06/18/26 11:34	Water
QCFB	561821-004	06/18/26 11:36	Water
QCTB	561821-005	06/18/26 00:00	Water

Case Narrative

Waste Connections Chiquita Canyon Landfill 29201 Henry Mayo Drive Castaic, CA 91384 Dylan Smith	Lab Job Number: 561821 Project No: GW MONITORING Location: CCLF Groundwater Date Received: 06/18/26

- This data package contains sample and QC results for five water samples, requested for the above referenced project on 06/19/26. The samples were received in good condition.
- EPA 300.0, EPA 350.1, EPA 410.4, EPA 6010B, EPA 8270C-SIM, SM 4500-S2-D, SM 5310B, SM2320B, and SM2540C analyses were performed at 931 West Barkley Ave, Orange, CA, 92868.
- EPA 8260B analysis was performed at 2532 E Cerritos Ave., Anaheim, CA, 92806.

Volatile Organics by GC/MS (EPA 8260B):
No analytical problems were encountered.

Semivolatile Organics by GC/MS SIM (EPA 8270C-SIM):
No analytical problems were encountered.

Total Organic Carbon by IR (SM 5310B):

- High recoveries were observed for total organic carbon in the MS/MSD for batch 407353; the parent sample was not a project sample, the LCS was within limits, and the associated RPD was within limits.
- No other analytical problems were encountered.

Metals (EPA 6010B):

- High recovery was observed for iron in the LCS for batch 407227; this analyte was not detected at or above the RL in the associated samples.
- Sodium was detected between the MDL and the RL in the method blank for batch 407227; this analyte was detected in samples at a level at least 10 times that of the blank.
- No other analytical problems were encountered.

Ion Chromatography (EPA 300.0):

- High recoveries were observed for bromide and nitrogen, nitrate in the MS of FP-01 (lab # 561821-001); the LCS was within limits, and the associated RPDs were within limits.
- Response exceeding the instrument's linear range was observed for chloride in the MS of FP-01 (lab # 561821-001); affected data was qualified with "E".
- No other analytical problems were encountered.

Chemical Oxygen Demand by EPA 410.4 (EPA 410.4):
No analytical problems were encountered.

Alkalinity (SM2320B):
No analytical problems were encountered.

Sulfide (SM 4500-S2-D):
No analytical problems were encountered.

Total Dissolved Solids (TDS) (SM2540C):
No analytical problems were encountered.

Chemical Oxygen Demand (EPA 410.4):
No analytical problems were encountered.

Ammonia and TKN- Semi-Automated Method (SM 4500-NH3-G):
No analytical problems were encountered.

RSK-175 CO2 (RSK-175):
McCampbell Analytical, Inc. in Pittsburg, CA performed the analysis (see sublab report section for certifications). Please see the McCampbell Analytical, Inc. case narrative.

Onterris™

Effective April 22, 2026, Enthalpy Analytical, LLC is now Onterris Laboratories, LLC

Onterris Laboratories, LLC
931 W. Barkley Avenue, Orange, CA 92868
Phone 714-771-6900

ENTHALPY ANALYTICAL

Chain of Custody Record				Turn Around Time (rush by advanced notice only)					
Lab No:	561821			Standard:	X	5 Day:		3 Day:	
Page:	1	of	1	2 Day:		1 Day:		Custom TAT:	

Matrix: W = Water, DW = Drinking Water, S = Soil / Solid, WP = Wipe, SEA = Sea Water, O = Other

Preservatives: 1 = $Na_2S_2O_3$, 2 = HCl, 3 = HNO_3, 4 = H_2SO_4, 5 = NaOH, 6 = Other

Sample Receipt Temp: 1/2/9 1.7/1.2 (lab use only)

CUSTOMER INFORMATION		PROJECT INFORMATION	
Company:	Chiquita Canyon Landfill	Quote #:	
Report To:	Matt Breuer	Proj. Name:	Chiquita Cayon Landfill
Email:	Matthew.Breuer@wasteconnectio	Proj. #:	
Address:	29201 Henry Mayo Drive	P.O. #:	
	Castaic, CA, 91384	Address:	29201 Henry Mayo Drive, Castaic
Phone:	661-257-3655	Global ID:	L10003464243
Fax:		Sampled By:	Paul Chang

Analysis Request

	Sample ID	Sampling Date	Sampling Time	Matrix	Number of Containers	Preservative	VOCs (EPA 8260B)	1,4-Dioxane	Alkalinity, total	Bicarbonate as CaCO3	Ammonia-N, Nitrate-N	COD, Cl, SO4, TDS, TOC	B, Ca, Fe, K, Mg, Mn, Na	Bromide, Fluoride, Sulfide	Carbon dioxide
1	FP-01	6/18/26	935	W	13	vat.	X	X	X	X	X	X	X	X	X
2	DW-31	↓	1035	↓	↓	↓	X	X	X	X	X	X	X	X	X
3	DW-29	↓	1134	↓	↓	↓	X	X	X	X	X	X	X	X	X
4	QCFB	↓	1136	↓	3	↓	X								
5	QCTB	—	—	↓	2	↓	X								
6															
7															
8															
9															
10															

Test Instructions / Comments

Quarterly MPars

cc report to: pchang@changenvironmental.com Basic EDD & GeoTracker EDF

Login 561821

	Signature	Print Name	Company / Title	Date / Time
1 Relinquished By:	[signature]	Paul Chang	CEI	6/18/26 1:00pm
1 Received By:	[signature]	Alicet	EA/NH	6/18/26 1:00pm
2 Relinquished By:	[signature]	"	"	6/19/26 0730
2 Received By:	[signature]	John Zachman	OL/NH	06/19/26 0730
3 Relinquished By:	[signature]	John Zachman	OL/NH	06/19/26 12:45
3 Received By:	[signature]	Leo Bulg	Onterris	6-19-26 1250
4 Relinquished By:	[signature]	Leo Bulg	Onterris	6-19-26 1405
4 Received By:	[signature]	Adam Dinkmeyer	Onterris	6/19/26 1405

Onterris

SAMPLE RECEIPT CHECKLIST

Section 1: General Info
Date Received: 6/18/26 Job#: 561821 Client: CCL

Section 2: Shipping / Custody **Are custody seals present?** ☐ Yes ☐ No
Custody seals intact on arrival? ☐ N/A ☐ Yes ☐ No ☐ On cooler / box ☐ On samples
☐ Courier ☑ Walk-In ☐ Field Sampling ☐ Shipping Info: _____

Section 3a: Condition / Packaging ☐ **Outside 0.0 - 6.0°C (0.0 - 10.0°C for microbiology) (PM notified)**
Date Opened 6/18/26 By (initials) AXT Type of ice used: ☐ Wet ☐ Blue/Gel ☐ None
☑ Samples received on ice directly from the field; cooling process had begun. (if checked, skip temperatures)
☐ Sample matrix doesn't require cooling (e.g. air, bulk PCB). (if checked, skip temperatures)
If no cooler: Observed/Corrected Temp (°C): _____ / _____ Thermometer/IR Gun ID: IR03 CF: -0.8C
Cooler Temp (obs/corr) (°C) #1: 14.8 / 14 #2: ____ / ____ #3: ____ / ____ #4: ____ / ____ #5: ____ / ____ #6: ____ / ____

Section 3b: Microbiology Samples ☑ **No microbiology samples submitted (skip 3b)**
☐ Within temp range 0.0 - 10.0°C or received on ice directly from field.
☐ Adequate headspace for microbiology analysis.

Section 3c: Air Samples ☑ **No air samples submitted (skip 3c)**
☐ 1.4L Canisters ☐ 6L Canisters ☐ Tedlar Bags ☐ MCE Cassettes ☐ Sorbent Tubes ☐ Other _____
Tedlar Bags received protected from light (ASTM D5504 Sulfur only)? ☐ N/A ☐ Yes ☐ No

Section 4: Containers / Labels / Samples	YES	NO	N/A
1) Were custody papers present, filled properly, and legible?	✓		
2) Is the sampler's name present on the CoC?			
3) Were containers received in good condition (unbroken / unopened / uncompromised)?			
4) Were the samples bagged? (required for microbiology samples; recommended for soil samples)			
5) Were all of, and only, the correct samples received?			
6) Are sample labels present, legible, and in agreement with the CoC?			
7) Does the container count match the CoC?			
8) Was sufficient sample volume / mass received for the analyses requested?			
9) Were samples received in proper containers for the analyses requested?			
10) Were samples received with > 1/2 holding time remaining?			
11) Are samples properly preserved as indicated by CoC / labels?			
12) Unpreserved VOAs received - If necessary, was the hold time changed in LIMS?			
13) Are VOA vials free from headspace/bubbles > 6mm?		✓	

Section 5: Explanations / Comments
(If no comments are made, then no discrepancies noted.)

☐ **No additional discrepancies**

Form Completed By (print): AXT **(sign):**

Date Labeled: 6/18/26 **By (print):** **(sign):**

Onterris

SAMPLE RECEIPT CHECKLIST

Section 1: General Info
Date Received: 6/19/26 Job#: 561821 Client: WASTECONNECTIONS

Section 2: Shipping / Custody **Are custody seals present?** ☐ Yes ☒ No
Custody seals intact on arrival? ☒ N/A ☐ Yes ☐ No ☐ On cooler / box ☐ On samples
☒ Courier ☐ Walk-In ☐ Field Sampling ☐ Shipping Info: _____

Section 3a: Condition / Packaging ☐ **Outside 0.0 - 6.0°C (0.0 - 10.0°C for microbiology) (PM notified)**
Date Opened 6/19/26 By (initials) LXB Type of ice used: ☒ Wet ☐ Blue/Gel ☐ None
☐ Samples received on ice directly from the field; cooling process had begun. (if checked, skip temperatures)
☐ Sample matrix doesn't require cooling (e.g. air, bulk PCB). (if checked, skip temperatures)
If no cooler: Observed/Corrected Temp (°C): _____ / _____ Thermometer/IR Gun ID: IR 19 CF: -0.1
Cooler Temp (obs/corr) (°C) #1: 1.3 / 1.2 #2: ____ / ____ #3: ____ / ____ #4: ____ / ____ #5: ____ / ____ #6: ____ / ____

Section 3b: Microbiology Samples ☒ **No microbiology samples submitted (skip 3b)**
☐ Within temp range 0.0 - 10.0°C or received on ice directly from field.
☐ Adequate headspace for microbiology analysis.

Section 3c: Air Samples ☒ **No air samples submitted (skip 3c)**
☐ 1.4L Canisters ☐ 6L Canisters ☐ Tedlar Bags ☐ MCE Cassettes ☐ Sorbent Tubes ☐ Other _____
Tedlar Bags received protected from light (ASTM D5504 Sulfur only)? ☐ N/A ☐ Yes ☐ No

Section 4: Containers / Labels / Samples	YES	NO	N/A
1) Were custody papers present, filled properly, and legible?	✔		
2) Is the sampler's name present on the CoC?	✔		
3) Were containers received in good condition (unbroken / unopened / uncompromised)?	✔		
4) Were the samples bagged? (required for microbiology samples; recommended for soil samples)			✔
5) Were all of, and only, the correct samples received?	✔		
6) Are sample labels present, legible, and in agreement with the CoC?	✓		
7) Does the container count match the CoC?	✔		
8) Was sufficient sample volume / mass received for the analyses requested?	✔		
9) Were samples received in proper containers for the analyses requested?	✔		
10) Were samples received with > 1/2 holding time remaining?		✔	
11) Are samples properly preserved as indicated by CoC / labels?	✔		
12) Unpreserved VOAs received - If necessary, was the hold time changed in LIMS?			✓
13) Are VOA vials free from headspace/bubbles > 6mm?	✓		

Section 5: Explanations / Comments
(If no comments are made, then no discrepancies noted.)

4.10: Nitrate received with 1/2 holding time remaining

☐ **No additional discrepancies**

Form Completed By (print): ABD **(sign):** [signature]

Date Labeled: 6/18/26 **By (print):** AXT **(sign):** N/A

Onterris ENTHALPY ANALYTICAL

Analysis Results for 561821

Dylan Smith
Waste Connections
Chiquita Canyon Landfill
29201 Henry Mayo Drive
Castaic, CA 91384

Lab Job #: 561821
Project No: GW MONITORING
Location: CCLF Groundwater
Date Received: 06/18/26

Sample ID: FP-01 **Lab ID: 561821-001** **Collected: 06/18/26 09:35**
Matrix: Water

561821-001 Analyte	Result	Qual	Units	RL	MDL	DF	Batch	Prepared	Analyzed	Chemist
Method: EPA 300.0 Prep Method: METHOD										
Fluoride	**0.29**		mg/L	0.20	0.062	1	407218	06/19/26 16:13	06/19/26 17:03	KUM
Chloride	**91**		mg/L	1.0	0.27	1	407218	06/19/26 16:13	06/19/26 17:03	KUM
Bromide	**0.40**		mg/L	0.30	0.049	1	407218	06/19/26 16:13	06/19/26 17:03	KUM
Nitrogen, Nitrate	**0.18**		mg/L	0.10	0.05	1	407218	06/19/26 16:13	06/19/26 17:03	KUM
Sulfate	**390**		mg/L	10	2.6	10	407218	06/19/26 16:13	06/19/26 18:01	KUM
Method: EPA 350.1 Prep Method: METHOD										
Ammonia-N	ND		mg/L	0.10	0.068	1	407452	06/23/26	06/23/26	CKN
Method: EPA 410.4 Prep Method: EPA 410.4										
Chemical Oxygen Demand	**21**		mg/L	4.0	2.6	1	407655	06/24/26	06/25/26	AAB
Method: EPA 6010B Prep Method: EPA 3015A										
Boron	**0.48**		mg/L	0.050	0.0090	1	407227	06/19/26	06/19/26	KCD
Calcium	**160**		mg/L	0.10	0.0095	1	407227	06/19/26	06/19/26	KCD
Iron	ND		mg/L	0.050	0.017	1	407227	06/19/26	06/19/26	KCD
Magnesium	**31**		mg/L	0.10	0.017	1	407227	06/19/26	06/19/26	KCD
Manganese	**0.60**		mg/L	0.010	0.00075	1	407227	06/19/26	06/19/26	KCD
Potassium	**1.5**		mg/L	0.50	0.15	1	407227	06/19/26	06/19/26	KCD
Sodium	**130**		mg/L	0.50	0.017	1	407227	06/19/26	06/19/26	KCD
Method: EPA 8260B Prep Method: EPA 5030B										
Freon 12	ND		ug/L	1.0	0.1	1	407659	06/25/26	06/25/26	ZST
Chloromethane	ND		ug/L	1.0	0.1	1	407659	06/25/26	06/25/26	ZST
Vinyl Chloride	ND		ug/L	0.5	0.1	1	407659	06/25/26	06/25/26	ZST
1,1-Dichloroethene	ND		ug/L	0.5	0.1	1	407659	06/25/26	06/25/26	ZST
Methylene Chloride	ND		ug/L	10	0.2	1	407659	06/25/26	06/25/26	ZST
1,1-Dichloroethane	ND		ug/L	0.5	0.1	1	407659	06/25/26	06/25/26	ZST
cis-1,2-Dichloroethene	ND		ug/L	0.5	0.1	1	407659	06/25/26	06/25/26	ZST
1,2-Dichloroethane	ND		ug/L	0.5	0.2	1	407659	06/25/26	06/25/26	ZST
Benzene	ND		ug/L	0.5	0.1	1	407659	06/25/26	06/25/26	ZST
Trichloroethene	ND		ug/L	0.5	0.2	1	407659	06/25/26	06/25/26	ZST
Tetrachloroethene	ND		ug/L	0.5	0.2	1	407659	06/25/26	06/25/26	ZST
1,4-Dichlorobenzene	ND		ug/L	0.5	0.2	1	407659	06/25/26	06/25/26	ZST
Surrogates				**Limits**						
Dibromofluoromethane	98%		%REC	80-120		1	407659	06/25/26	06/25/26	ZST
1,2-Dichloroethane-d4	100%		%REC	80-123		1	407659	06/25/26	06/25/26	ZST
Toluene-d8	97%		%REC	80-120		1	407659	06/25/26	06/25/26	ZST
Bromofluorobenzene	81%		%REC	80-120		1	407659	06/25/26	06/25/26	ZST

Results for any subcontracted analyses are not included in this section.

Analysis Results for 561821

561821-001 Analyte	Result	Qual	Units	RL	MDL	DF	Batch	Prepared	Analyzed	Chemist
Method: EPA 8270C-SIM Prep Method: EPA 3535										
1,4-Dioxane	**3.8**		ug/L	1.0	0.87	1	407717	06/25/26	06/26/26	TJW
Surrogates				**Limits**						
1,4-Dioxane-d8 (SUR)	97%		%REC	80-120		1	407717	06/25/26	06/26/26	TJW
Method: SM 4500-S2-D Prep Method: METHOD										
Sulfide	ND		mg/L	0.10		1	407366	06/22/26	06/22/26	LVL
Method: SM 5310B Prep Method: SM 5310B										
Total Organic Carbon	**14**		mg/L	1.0	0.49	1	407353	06/22/26	06/22/26	CKN
Method: SM2320B Prep Method: METHOD										
Alkalinity, Bicarbonate, as CaCO3	**360**		mg/L	5.0		2.5	407391	06/22/26	06/22/26	WWC
Alkalinity, Total as CaCO3	**360**		mg/L	5.0		2.5	407391	06/22/26	06/22/26	WWC
Method: SM2540C Prep Method: METHOD										
Total Dissolved Solids	**1,100**		mg/L	20		2	407400	06/22/26	06/24/26	TTL

Results for any subcontracted analyses are not included in this section.

Onterris ENTHALPY ANALYTICAL

Analysis Results for 561821

Sample ID: DW-31	Lab ID: 561821-002	Collected: 06/18/26 10:35
	Matrix: Water	

561821-002 Analyte	Result	Qual	Units	RL	MDL	DF	Batch	Prepared	Analyzed	Chemist
Method: EPA 300.0 Prep Method: METHOD										
Fluoride	**0.27**		mg/L	0.20	0.062	1	407218	06/19/26 16:13	06/19/26 18:21	KUM
Chloride	**69**		mg/L	1.0	0.27	1	407218	06/19/26 16:13	06/19/26 18:21	KUM
Bromide	**0.28**	J	mg/L	0.30	0.049	1	407218	06/19/26 16:13	06/19/26 18:21	KUM
Nitrogen, Nitrate	**0.15**		mg/L	0.10	0.05	1	407218	06/19/26 16:13	06/19/26 18:21	KUM
Sulfate	**320**		mg/L	10	2.6	10	407218	06/19/26 16:13	06/19/26 18:40	KUM
Method: EPA 350.1 Prep Method: METHOD										
Ammonia-N	ND		mg/L	0.10	0.068	1	407452	06/23/26	06/23/26	CKN
Method: EPA 410.4 Prep Method: EPA 410.4										
Chemical Oxygen Demand	**34**		mg/L	4.0	2.6	1	407655	06/24/26	06/25/26	AAB
Method: EPA 6010B Prep Method: EPA 3015A										
Boron	**0.40**		mg/L	0.050	0.0090	1	407227	06/19/26	06/19/26	KCD
Calcium	**150**		mg/L	0.10	0.0095	1	407227	06/19/26	06/19/26	KCD
Iron	ND		mg/L	0.050	0.017	1	407227	06/19/26	06/19/26	KCD
Magnesium	**27**		mg/L	0.10	0.017	1	407227	06/19/26	06/19/26	KCD
Manganese	**0.60**		mg/L	0.010	0.00075	1	407227	06/19/26	06/19/26	KCD
Potassium	**1.2**		mg/L	0.50	0.15	1	407227	06/19/26	06/19/26	KCD
Sodium	**100**		mg/L	0.50	0.017	1	407227	06/19/26	06/19/26	KCD
Method: EPA 8260B Prep Method: EPA 5030B										
Freon 12	ND		ug/L	1.0	0.1	1	407659	06/25/26	06/25/26	ZST
Chloromethane	ND		ug/L	1.0	0.1	1	407659	06/25/26	06/25/26	ZST
Vinyl Chloride	ND		ug/L	0.5	0.1	1	407659	06/25/26	06/25/26	ZST
1,1-Dichloroethene	ND		ug/L	0.5	0.1	1	407659	06/25/26	06/25/26	ZST
Methylene Chloride	ND		ug/L	10	0.2	1	407659	06/25/26	06/25/26	ZST
1,1-Dichloroethane	ND		ug/L	0.5	0.1	1	407659	06/25/26	06/25/26	ZST
cis-1,2-Dichloroethene	ND		ug/L	0.5	0.1	1	407659	06/25/26	06/25/26	ZST
1,2-Dichloroethane	ND		ug/L	0.5	0.2	1	407659	06/25/26	06/25/26	ZST
Benzene	ND		ug/L	0.5	0.1	1	407659	06/25/26	06/25/26	ZST
Trichloroethene	ND		ug/L	0.5	0.2	1	407659	06/25/26	06/25/26	ZST
Tetrachloroethene	ND		ug/L	0.5	0.2	1	407659	06/25/26	06/25/26	ZST
1,4-Dichlorobenzene	ND		ug/L	0.5	0.2	1	407659	06/25/26	06/25/26	ZST
Surrogates				**Limits**						
Dibromofluoromethane	100%		%REC	80-120		1	407659	06/25/26	06/25/26	ZST
1,2-Dichloroethane-d4	102%		%REC	80-123		1	407659	06/25/26	06/25/26	ZST
Toluene-d8	97%		%REC	80-120		1	407659	06/25/26	06/25/26	ZST
Bromofluorobenzene	82%		%REC	80-120		1	407659	06/25/26	06/25/26	ZST
Method: EPA 8270C-SIM Prep Method: EPA 3535										
1,4-Dioxane	**3.0**		ug/L	1.0	0.87	1	407717	06/25/26	06/26/26	TJW
Surrogates				**Limits**						
1,4-Dioxane-d8 (SUR)	98%		%REC	80-120		1	407717	06/25/26	06/26/26	TJW

Results for any subcontracted analyses are not included in this section.

Analysis Results for 561821

561821-002 Analyte	Result	Qual	Units	RL	MDL	DF	Batch	Prepared	Analyzed	Chemist
Method: SM 4500-S2-D Prep Method: METHOD										
Sulfide	ND		mg/L	0.10		1	407366	06/22/26	06/22/26	LVL
Method: SM 5310B Prep Method: SM 5310B										
Total Organic Carbon	**17**		mg/L	1.0	0.49	1	407353	06/22/26	06/22/26	CKN
Method: SM2320B Prep Method: METHOD										
Alkalinity, Bicarbonate, as CaCO3	**330**		mg/L	5.0		2.5	407391	06/22/26	06/22/26	WWC
Alkalinity, Total as CaCO3	**330**		mg/L	5.0		2.5	407391	06/22/26	06/22/26	WWC
Method: SM2540C Prep Method: METHOD										
Total Dissolved Solids	**950**		mg/L	20		2	407400	06/22/26	06/24/26	TTL

Results for any subcontracted analyses are not included in this section.

Onterris ENTHALPY ANALYTICAL

Analysis Results for 561821

Sample ID: DW-29	Lab ID: 561821-003	Collected: 06/18/26 11:34
	Matrix: Water	

561821-003 Analyte	Result	Qual	Units	RL	MDL	DF	Batch	Prepared	Analyzed	Chemist
Method: EPA 300.0 Prep Method: METHOD										
Fluoride	**0.38**		mg/L	0.20	0.062	1	407218	06/19/26 16:13	06/19/26 19:00	KUM
Chloride	**93**		mg/L	1.0	0.27	1	407218	06/19/26 16:13	06/19/26 19:00	KUM
Bromide	**0.33**		mg/L	0.30	0.049	1	407218	06/19/26 16:13	06/19/26 19:00	KUM
Nitrogen, Nitrate	**2.1**		mg/L	0.10	0.05	1	407218	06/19/26 16:13	06/19/26 19:00	KUM
Sulfate	**370**		mg/L	10	2.6	10	407218	06/19/26 16:13	06/19/26 19:19	KUM
Method: EPA 350.1 Prep Method: METHOD										
Ammonia-N	ND		mg/L	0.10	0.068	1	407452	06/23/26	06/23/26	CKN
Method: EPA 410.4 Prep Method: EPA 410.4										
Chemical Oxygen Demand	**15**		mg/L	4.0	2.6	1	407655	06/24/26	06/25/26	AAB
Method: EPA 6010B Prep Method: EPA 3015A										
Boron	**0.38**		mg/L	0.050	0.0090	1	407227	06/19/26	06/19/26	KCD
Calcium	**74**		mg/L	0.10	0.0095	1	407227	06/19/26	06/19/26	KCD
Iron	**0.047**	J	mg/L	0.050	0.017	1	407227	06/19/26	06/19/26	KCD
Magnesium	**9.8**		mg/L	0.10	0.017	1	407227	06/19/26	06/19/26	KCD
Manganese	**0.099**		mg/L	0.010	0.00075	1	407227	06/19/26	06/19/26	KCD
Potassium	**1.3**		mg/L	0.50	0.15	1	407227	06/19/26	06/19/26	KCD
Sodium	**230**		mg/L	0.50	0.017	1	407227	06/19/26	06/19/26	KCD
Method: EPA 8260B Prep Method: EPA 5030B										
Freon 12	ND		ug/L	1.0	0.1	1	407659	06/25/26	06/25/26	ZST
Chloromethane	ND		ug/L	1.0	0.1	1	407659	06/25/26	06/25/26	ZST
Vinyl Chloride	ND		ug/L	0.5	0.1	1	407659	06/25/26	06/25/26	ZST
1,1-Dichloroethene	ND		ug/L	0.5	0.1	1	407659	06/25/26	06/25/26	ZST
Methylene Chloride	ND		ug/L	10	0.2	1	407659	06/25/26	06/25/26	ZST
1,1-Dichloroethane	ND		ug/L	0.5	0.1	1	407659	06/25/26	06/25/26	ZST
cis-1,2-Dichloroethene	ND		ug/L	0.5	0.1	1	407659	06/25/26	06/25/26	ZST
1,2-Dichloroethane	ND		ug/L	0.5	0.2	1	407659	06/25/26	06/25/26	ZST
Benzene	ND		ug/L	0.5	0.1	1	407659	06/25/26	06/25/26	ZST
Trichloroethene	ND		ug/L	0.5	0.2	1	407659	06/25/26	06/25/26	ZST
Tetrachloroethene	ND		ug/L	0.5	0.2	1	407659	06/25/26	06/25/26	ZST
1,4-Dichlorobenzene	ND		ug/L	0.5	0.2	1	407659	06/25/26	06/25/26	ZST
Surrogates				**Limits**						
Dibromofluoromethane	98%		%REC	80-120		1	407659	06/25/26	06/25/26	ZST
1,2-Dichloroethane-d4	101%		%REC	80-123		1	407659	06/25/26	06/25/26	ZST
Toluene-d8	97%		%REC	80-120		1	407659	06/25/26	06/25/26	ZST
Bromofluorobenzene	83%		%REC	80-120		1	407659	06/25/26	06/25/26	ZST
Method: EPA 8270C-SIM Prep Method: EPA 3535										
1,4-Dioxane	ND		ug/L	1.0	0.87	1	407717	06/25/26	06/26/26	TJW
Surrogates				**Limits**						
1,4-Dioxane-d8 (SUR)	98%		%REC	80-120		1	407717	06/25/26	06/26/26	TJW

Results for any subcontracted analyses are not included in this section.

Analysis Results for 561821

561821-003 Analyte	Result	Qual	Units	RL	MDL	DF	Batch	Prepared	Analyzed	Chemist
Method: SM 4500-S2-D Prep Method: METHOD										
Sulfide	ND		mg/L	0.10		1	407366	06/22/26	06/22/26	LVL
Method: SM 5310B Prep Method: SM 5310B										
Total Organic Carbon	**8.4**		mg/L	1.0	0.49	1	407353	06/22/26	06/22/26	CKN
Method: SM2320B Prep Method: METHOD										
Alkalinity, Bicarbonate, as CaCO3	**270**		mg/L	5.0		2.5	407391	06/22/26	06/22/26	WWC
Alkalinity, Total as CaCO3	**270**		mg/L	5.0		2.5	407391	06/22/26	06/22/26	WWC
Method: SM2540C Prep Method: METHOD										
Total Dissolved Solids	**1,000**		mg/L	20		2	407400	06/22/26	06/24/26	TTL

Sample ID: QCFB **Lab ID: 561821-004** **Collected: 06/18/26 11:36**
Matrix: Water

561821-004 Analyte	Result	Qual	Units	RL	MDL	DF	Batch	Prepared	Analyzed	Chemist
Method: EPA 8260B Prep Method: EPA 5030B										
Freon 12	ND		ug/L	1.0	0.1	1	407659	06/25/26	06/25/26	ZST
Chloromethane	ND		ug/L	1.0	0.1	1	407659	06/25/26	06/25/26	ZST
Vinyl Chloride	ND		ug/L	0.5	0.1	1	407659	06/25/26	06/25/26	ZST
1,1-Dichloroethene	ND		ug/L	0.5	0.1	1	407659	06/25/26	06/25/26	ZST
Methylene Chloride	**0.2**	J	ug/L	10	0.2	1	407659	06/25/26	06/25/26	ZST
1,1-Dichloroethane	ND		ug/L	0.5	0.1	1	407659	06/25/26	06/25/26	ZST
cis-1,2-Dichloroethene	ND		ug/L	0.5	0.1	1	407659	06/25/26	06/25/26	ZST
1,2-Dichloroethane	ND		ug/L	0.5	0.2	1	407659	06/25/26	06/25/26	ZST
Benzene	ND		ug/L	0.5	0.1	1	407659	06/25/26	06/25/26	ZST
Trichloroethene	ND		ug/L	0.5	0.2	1	407659	06/25/26	06/25/26	ZST
Tetrachloroethene	ND		ug/L	0.5	0.2	1	407659	06/25/26	06/25/26	ZST
1,4-Dichlorobenzene	ND		ug/L	0.5	0.2	1	407659	06/25/26	06/25/26	ZST
Surrogates				**Limits**						
Dibromofluoromethane	99%		%REC	80-120		1	407659	06/25/26	06/25/26	ZST
1,2-Dichloroethane-d4	101%		%REC	80-123		1	407659	06/25/26	06/25/26	ZST
Toluene-d8	97%		%REC	80-120		1	407659	06/25/26	06/25/26	ZST
Bromofluorobenzene	82%		%REC	80-120		1	407659	06/25/26	06/25/26	ZST

Results for any subcontracted analyses are not included in this section.

Onterris ENTHALPY ANALYTICAL

Analysis Results for 561821

Sample ID: QCTB	Lab ID: 561821-005	Collected: 06/18/26
	Matrix: Water	

561821-005 Analyte	Result	Qual	Units	RL	MDL	DF	Batch	Prepared	Analyzed	Chemist
Method: EPA 8260B Prep Method: EPA 5030B										
Freon 12	ND		ug/L	1.0	0.1	1	407659	06/25/26	06/25/26	ZST
Chloromethane	ND		ug/L	1.0	0.1	1	407659	06/25/26	06/25/26	ZST
Vinyl Chloride	ND		ug/L	0.5	0.1	1	407659	06/25/26	06/25/26	ZST
1,1-Dichloroethene	ND		ug/L	0.5	0.1	1	407659	06/25/26	06/25/26	ZST
Methylene Chloride	ND		ug/L	10	0.2	1	407659	06/25/26	06/25/26	ZST
1,1-Dichloroethane	ND		ug/L	0.5	0.1	1	407659	06/25/26	06/25/26	ZST
cis-1,2-Dichloroethene	ND		ug/L	0.5	0.1	1	407659	06/25/26	06/25/26	ZST
1,2-Dichloroethane	ND		ug/L	0.5	0.2	1	407659	06/25/26	06/25/26	ZST
Benzene	ND		ug/L	0.5	0.1	1	407659	06/25/26	06/25/26	ZST
Trichloroethene	ND		ug/L	0.5	0.2	1	407659	06/25/26	06/25/26	ZST
Tetrachloroethene	ND		ug/L	0.5	0.2	1	407659	06/25/26	06/25/26	ZST
1,4-Dichlorobenzene	ND		ug/L	0.5	0.2	1	407659	06/25/26	06/25/26	ZST
Surrogates				**Limits**						
Dibromofluoromethane	99%		%REC	80-120		1	407659	06/25/26	06/25/26	ZST
1,2-Dichloroethane-d4	101%		%REC	80-123		1	407659	06/25/26	06/25/26	ZST
Toluene-d8	97%		%REC	80-120		1	407659	06/25/26	06/25/26	ZST
Bromofluorobenzene	82%		%REC	80-120		1	407659	06/25/26	06/25/26	ZST

J Estimated value
ND Not Detected

Results for any subcontracted analyses are not included in this section.

Batch QC

Type:	**Blank**	**Lab ID:**	**QC1383043**	**Batch:**	**407218**
Matrix:	**Water**	**Method:**	**EPA 300.0**	**Prep Method:**	**METHOD**

QC1383043 Analyte	Result	Qual	Units	RL	MDL	Prepared	Analyzed
Fluoride	ND		mg/L	0.20	0.062	06/19/26 16:13	06/19/26 16:25
Chloride	ND		mg/L	1.0	0.27	06/19/26 16:13	06/19/26 16:25
Bromide	ND		mg/L	0.30	0.049	06/19/26 16:13	06/19/26 16:25
Nitrogen, Nitrate	ND		mg/L	0.10	0.05	06/19/26 16:13	06/19/26 16:25
Sulfate	ND		mg/L	1.0	0.26	06/19/26 16:13	06/19/26 16:25

Type:	**Lab Control Sample**	**Lab ID:**	**QC1383044**	**Batch:**	**407218**
Matrix:	**Water**	**Method:**	**EPA 300.0**	**Prep Method:**	**METHOD**

QC1383044 Analyte	Result	Spiked	Units	Recovery	Qual	Limits
Fluoride	10.02	10.00	mg/L	100%		90-110
Chloride	48.30	50.00	mg/L	97%		90-110
Bromide	15.57	15.00	mg/L	104%		90-110
Nitrogen, Nitrate	4.659	4.518	mg/L	103%		90-110
Sulfate	25.73	25.00	mg/L	103%		90-110

Type:	**Matrix Spike**	**Lab ID:**	**QC1383045**	**Batch:**	**407218**
Matrix (Source ID):	**Water (561821-001)**	**Method:**	**EPA 300.0**	**Prep Method:**	**METHOD**

QC1383045 Analyte	Result	Source Sample Result	Spiked	Units	Recovery	Qual	Limits	DF
Fluoride	26.01	0.2876	20.00	mg/L	129%		80-136	1
Chloride	207.8	90.96	100.0	mg/L	117%	E	75-130	1
Bromide	19.75	0.3999	15.00	mg/L	129%	*	80-128	1
Nitrogen, Nitrate	11.99	0.1791	9.036	mg/L	131%	*	80-130	1
Sulfate	355.8	387.4	50.00	mg/L	-63%	E,NM	77-132	1

Type:	**Matrix Spike Duplicate**	**Lab ID:**	**QC1383046**	**Batch:**	**407218**
Matrix (Source ID):	**Water (561821-001)**	**Method:**	**EPA 300.0**	**Prep Method:**	**METHOD**

QC1383046 Analyte	Result	Source Sample Result	Spiked	Units	Recovery	Qual	Limits	RPD	RPD Lim	DF
Fluoride	23.32	0.2876	20.00	mg/L	115%		80-136	11	24	1
Chloride	196.6	90.96	100.0	mg/L	106%		75-130		20	1
Bromide	17.83	0.3999	15.00	mg/L	116%		80-128	10	23	1
Nitrogen, Nitrate	10.79	0.1791	9.036	mg/L	117%		80-130	11	20	1
Sulfate	352.4	387.4	50.00	mg/L	-70%	E,NM	77-132		20	1

Type:	**Blank**	**Lab ID:**	**QC1383933**	**Batch:**	**407452**
Matrix:	**Water**	**Method:**	**EPA 350.1**	**Prep Method:**	**METHOD**

QC1383933 Analyte	Result	Qual	Units	RL	MDL	Prepared	Analyzed
Ammonia-N	ND		mg/L	0.10	0.068	06/23/26	06/23/26

Batch QC

Type: Lab Control Sample	Lab ID: QC1383934	Batch: 407452
Matrix: Water	Method: EPA 350.1	Prep Method: METHOD

QC1383934 Analyte	Result	Spiked	Units	Recovery	Qual	Limits
Ammonia-N	0.9205	1.000	mg/L	92%		90-110

Type: Matrix Spike	Lab ID: QC1383935	Batch: 407452
Matrix (Source ID): Water (561821-001)	Method: EPA 350.1	Prep Method: METHOD

QC1383935 Analyte	Result	Source Sample Result	Spiked	Units	Recovery	Qual	Limits	DF
Ammonia-N	0.9788	ND	1.000	mg/L	98%		90-110	1

Type: Matrix Spike Duplicate	Lab ID: QC1383936	Batch: 407452
Matrix (Source ID): Water (561821-001)	Method: EPA 350.1	Prep Method: METHOD

QC1383936 Analyte	Result	Source Sample Result	Spiked	Units	Recovery	Qual	Limits	RPD	RPD Lim	DF
Ammonia-N	0.9023	ND	1.000	mg/L	90%		90-110	8	20	1

Type: Blank	Lab ID: QC1384668	Batch: 407655
Matrix: Water	Method: EPA 410.4	Prep Method: EPA 410.4

QC1384668 Analyte	Result	Qual	Units	RL	MDL	Prepared	Analyzed
Chemical Oxygen Demand	ND		mg/L	4.0	2.6	06/24/26	06/25/26

Type: Lab Control Sample	Lab ID: QC1384669	Batch: 407655
Matrix: Water	Method: EPA 410.4	Prep Method: EPA 410.4

QC1384669 Analyte	Result	Spiked	Units	Recovery	Qual	Limits
Chemical Oxygen Demand	97.62	100.0	mg/L	98%		90-110

Type: Matrix Spike	Lab ID: QC1384670	Batch: 407655
Matrix (Source ID): Water (561821-001)	Method: EPA 410.4	Prep Method: EPA 410.4

QC1384670 Analyte	Result	Source Sample Result	Spiked	Units	Recovery	Qual	Limits	DF
Chemical Oxygen Demand	123.6	20.97	100.0	mg/L	103%		75-125	1

Type: Matrix Spike Duplicate	Lab ID: QC1384671	Batch: 407655
Matrix (Source ID): Water (561821-001)	Method: EPA 410.4	Prep Method: EPA 410.4

QC1384671 Analyte	Result	Source Sample Result	Spiked	Units	Recovery	Qual	Limits	RPD	RPD Lim	DF
Chemical Oxygen Demand	125.8	20.97	100.0	mg/L	105%		75-125	2	20	1

Batch QC

Type: Blank	**Lab ID: QC1383085**	**Batch: 407227**
Matrix: Water	**Method: EPA 6010B**	**Prep Method: EPA 3015A**

QC1383085 Analyte	Result	Qual	Units	RL	MDL	Prepared	Analyzed
Boron	ND		mg/L	0.050	0.0090	06/19/26	06/19/26
Calcium	ND		mg/L	0.10	0.0095	06/19/26	06/19/26
Iron	ND		mg/L	0.050	0.017	06/19/26	06/19/26
Magnesium	ND		mg/L	0.10	0.017	06/19/26	06/19/26
Manganese	ND		mg/L	0.010	0.00075	06/19/26	06/19/26
Potassium	ND		mg/L	0.50	0.15	06/19/26	06/19/26
Sodium	0.18	J	mg/L	0.50	0.017	06/19/26	06/19/26

Type: Lab Control Sample	**Lab ID: QC1383086**	**Batch: 407227**
Matrix: Water	**Method: EPA 6010B**	**Prep Method: EPA 3015A**

QC1383086 Analyte	Result	Spiked	Units	Recovery	Qual	Limits
Boron	0.3631	0.4000	mg/L	91%		80-120
Calcium	18.68	20.40	mg/L	92%		80-120
Iron	0.5030	0.4000	mg/L	126%	*	80-120
Magnesium	18.80	20.40	mg/L	92%		80-120
Manganese	0.3769	0.4000	mg/L	94%		80-120
Potassium	20.94	24.00	mg/L	87%		80-120
Sodium	17.83	20.40	mg/L	87%		80-120

Type: Matrix Spike	**Lab ID: QC1383087**	**Batch: 407227**
Matrix (Source ID): Water (561821-001)	**Method: EPA 6010B**	**Prep Method: EPA 3015A**

QC1383087 Analyte	Result	Source Sample Result	Spiked	Units	Recovery	Qual	Limits	DF
Boron	0.8565	0.4802	0.4000	mg/L	94%		75-125	1
Calcium	174.1	157.9	20.40	mg/L	80%	NM	75-125	1
Iron	0.3704	ND	0.4000	mg/L	93%		75-125	1
Magnesium	49.21	31.42	20.40	mg/L	87%		75-125	1
Manganese	0.9654	0.5967	0.4000	mg/L	92%		75-125	1
Potassium	22.86	1.490	24.00	mg/L	89%		75-125	1
Sodium	147.4	131.0	20.40	mg/L	80%	NM	75-125	1

Batch QC

Type:	**Matrix Spike Duplicate**	**Lab ID:**	**QC1383088**	**Batch:**	**407227**
Matrix (Source ID):	**Water (561821-001)**	**Method:**	**EPA 6010B**	**Prep Method:**	**EPA 3015A**

QC1383088 Analyte	Result	Source Sample Result	Spiked	Units	Recovery	Qual	Limits	RPD	RPD Lim	DF
Boron	0.8511	0.4802	0.4000	mg/L	93%		75-125	1	20	1
Calcium	171.8	157.9	20.40	mg/L	68%	NM	75-125	1	21	1
Iron	0.3715	ND	0.4000	mg/L	93%		75-125	0	23	1
Magnesium	48.82	31.42	20.40	mg/L	85%		75-125	1	20	1
Manganese	0.9580	0.5967	0.4000	mg/L	90%		75-125	1	20	1
Potassium	23.02	1.490	24.00	mg/L	90%		75-125	1	21	1
Sodium	147.3	131.0	20.40	mg/L	80%	NM	75-125	0	20	1

Type:	**Serial Dilution**	**Lab ID:**	**QC1383108**	**Batch:**	**407227**
Matrix (Source ID):	**Water (561821-001)**	**Method:**	**EPA 6010B**	**Prep Method:**	**EPA 3015A**

QC1383108 Analyte	Result	Source Sample Result	Units	Qual	RPD	RPD Lim	DF
Boron	0.4575	0.4802	mg/L				5
Calcium	163.0	157.9	mg/L				5
Iron	ND	ND	mg/L				5
Magnesium	32.79	31.42	mg/L				5
Manganese	0.5856	0.5967	mg/L				5
Potassium	1.077	1.490	mg/L	J			5
Sodium	132.3	131.0	mg/L				5

Type:	**Blank**	**Lab ID:**	**QC1384686**	**Batch:**	**407659**
Matrix:	**Water**	**Method:**	**EPA 8260B**	**Prep Method:**	**EPA 5030B**

QC1384686 Analyte	Result	Qual	Units	RL	MDL	Prepared	Analyzed
Freon 12	ND		ug/L	1.0	0.1	06/24/26	06/24/26
Chloromethane	ND		ug/L	1.0	0.1	06/24/26	06/24/26
Vinyl Chloride	ND		ug/L	0.5	0.1	06/24/26	06/24/26
1,1-Dichloroethene	ND		ug/L	0.5	0.1	06/24/26	06/24/26
Methylene Chloride	ND		ug/L	10	0.2	06/24/26	06/24/26
1,1-Dichloroethane	ND		ug/L	0.5	0.1	06/24/26	06/24/26
cis-1,2-Dichloroethene	ND		ug/L	0.5	0.1	06/24/26	06/24/26
1,2-Dichloroethane	ND		ug/L	0.5	0.2	06/24/26	06/24/26
Benzene	ND		ug/L	0.5	0.1	06/24/26	06/24/26
Trichloroethene	ND		ug/L	0.5	0.2	06/24/26	06/24/26
Tetrachloroethene	ND		ug/L	0.5	0.2	06/24/26	06/24/26
1,4-Dichlorobenzene	ND		ug/L	0.5	0.2	06/24/26	06/24/26
Surrogates				**Limits**			
Dibromofluoromethane	100%		%REC	80-120		06/24/26	06/24/26
1,2-Dichloroethane-d4	101%		%REC	80-123		06/24/26	06/24/26
Toluene-d8	96%		%REC	80-120		06/24/26	06/24/26
Bromofluorobenzene	86%		%REC	80-120		06/24/26	06/24/26

Batch QC

Type: Lab Control Sample	Lab ID: QC1384687	Batch: 407659
Matrix: Water	Method: EPA 8260B	Prep Method: EPA 5030B

QC1384687 Analyte	Result	Spiked	Units	Recovery	Qual	Limits
1,1-Dichloroethene	48.32	50.00	ug/L	97%		69-128
MTBE	49.06	50.00	ug/L	98%		70-129
Benzene	47.89	50.00	ug/L	96%		76-123
Trichloroethene	49.94	50.00	ug/L	100%		73-126
Toluene	48.45	50.00	ug/L	97%		75-120
Chlorobenzene	47.64	50.00	ug/L	95%		76-120
Surrogates						
Dibromofluoromethane	50.02	50.00	ug/L	100%		80-120
1,2-Dichloroethane-d4	49.46	50.00	ug/L	99%		80-123
Toluene-d8	50.32	50.00	ug/L	101%		80-120
Bromofluorobenzene	43.40	50.00	ug/L	87%		80-120

Type: Lab Control Sample Duplicate	Lab ID: QC1384688	Batch: 407659
Matrix: Water	Method: EPA 8260B	Prep Method: EPA 5030B

QC1384688 Analyte	Result	Spiked	Units	Recovery	Qual	Limits	RPD	RPD Lim
1,1-Dichloroethene	48.84	50.00	ug/L	98%		69-128	1	23
MTBE	49.88	50.00	ug/L	100%		70-129	2	24
Benzene	48.50	50.00	ug/L	97%		76-123	1	21
Trichloroethene	49.17	50.00	ug/L	98%		73-126	2	22
Toluene	46.90	50.00	ug/L	94%		75-120	3	22
Chlorobenzene	46.51	50.00	ug/L	93%		76-120	2	21
Surrogates								
Dibromofluoromethane	49.75	50.00	ug/L	99%		80-120		
1,2-Dichloroethane-d4	49.54	50.00	ug/L	99%		80-123		
Toluene-d8	48.75	50.00	ug/L	97%		80-120		
Bromofluorobenzene	42.55	50.00	ug/L	85%		80-120		

Type: Matrix Spike	Lab ID: QC1384853	Batch: 407659
Matrix (Source ID): Water (562050-003)	Method: EPA 8260B	Prep Method: EPA 5030B

QC1384853 Analyte	Result	Source Sample Result	Spiked	Units	Recovery	Qual	Limits	DF
1,1-Dichloroethene	19.88	0.3160	20.00	ug/L	98%		62-132	1
MTBE	20.13	ND	20.00	ug/L	101%		65-133	1
Benzene	18.95	ND	20.00	ug/L	95%		68-127	1
Trichloroethene	22.54	2.220	20.00	ug/L	102%		60-137	1
Toluene	19.31	ND	20.00	ug/L	97%		66-123	1
Chlorobenzene	19.13	ND	20.00	ug/L	96%		68-126	1
Surrogates								
Dibromofluoromethane	49.95		50.00	ug/L	100%		80-120	1
1,2-Dichloroethane-d4	51.36		50.00	ug/L	103%		80-123	1
Toluene-d8	49.78		50.00	ug/L	100%		80-120	1
Bromofluorobenzene	43.68		50.00	ug/L	87%		80-120	1

Batch QC

Type:	Matrix Spike Duplicate	Lab ID:	QC1384854	Batch:	407659
Matrix (Source ID):	Water (562050-003)	Method:	EPA 8260B	Prep Method:	EPA 5030B

QC1384854 Analyte	Result	Source Sample Result	Spiked	Units	Recovery	Qual	Limits	RPD	RPD Lim	DF
1,1-Dichloroethene	19.79	0.3160	20.00	ug/L	97%		62-132	0	36	1
MTBE	20.71	ND	20.00	ug/L	104%		65-133	3	38	1
Benzene	19.33	ND	20.00	ug/L	97%		68-127	2	37	1
Trichloroethene	21.70	2.220	20.00	ug/L	97%		60-137	4	36	1
Toluene	18.74	ND	20.00	ug/L	94%		66-123	3	36	1
Chlorobenzene	18.64	ND	20.00	ug/L	93%		68-126	3	36	1
Surrogates										
Dibromofluoromethane	50.21		50.00	ug/L	100%		80-120			1
1,2-Dichloroethane-d4	51.99		50.00	ug/L	104%		80-123			1
Toluene-d8	48.77		50.00	ug/L	98%		80-120			1
Bromofluorobenzene	42.76		50.00	ug/L	86%		80-120			1

Type:	Blank	Lab ID:	QC1384942	Batch:	407717
Matrix:	Water	Method:	EPA 8270C-SIM	Prep Method:	EPA 3535

QC1384942 Analyte	Result	Qual	Units	RL	MDL	Prepared	Analyzed
1,4-Dioxane	ND		ug/L	1.0	0.87	06/25/26	06/26/26
Surrogates				**Limits**			
1,4-Dioxane-d8 (SUR)	100%		%REC	80-120		06/25/26	06/26/26

Type:	Lab Control Sample	Lab ID:	QC1384943	Batch:	407717
Matrix:	Water	Method:	EPA 8270C-SIM	Prep Method:	EPA 3535

QC1384943 Analyte	Result	Spiked	Units	Recovery	Qual	Limits
1,4-Dioxane	11.39	10.00	ug/L	114%		80-120
Surrogates						
1,4-Dioxane-d8 (SUR)	10.09	10.00	ug/L	101%		80-120

Type:	Lab Control Sample Duplicate	Lab ID:	QC1384944	Batch:	407717
Matrix:	Water	Method:	EPA 8270C-SIM	Prep Method:	EPA 3535

QC1384944 Analyte	Result	Spiked	Units	Recovery	Qual	Limits	RPD	RPD Lim
1,4-Dioxane	11.33	10.00	ug/L	113%		80-120	1	25
Surrogates								
1,4-Dioxane-d8 (SUR)	9.849	10.00	ug/L	98%		80-120		

Type:	Blank	Lab ID:	QC1383647	Batch:	407366
Matrix:	Water	Method:	SM 4500-S2-D	Prep Method:	METHOD

QC1383647 Analyte	Result	Qual	Units	RL	MDL	Prepared	Analyzed
Sulfide	ND		mg/L	0.10		06/22/26	06/22/26

Batch QC

Type: Lab Control Sample **Lab ID: QC1383648** **Batch: 407366**
Matrix: Water **Method: SM 4500-S2-D** **Prep Method: METHOD**

QC1383648 Analyte	Result	Spiked	Units	Recovery	Qual	Limits
Sulfide	0.9000	1.000	mg/L	90%		90-110

Type: Matrix Spike **Lab ID: QC1383649** **Batch: 407366**
Matrix (Source ID): Water (561829-001) **Method: SM 4500-S2-D** **Prep Method: METHOD**

QC1383649 Analyte	Result	Source Sample Result	Spiked	Units	Recovery	Qual	Limits	DF
Sulfide	0.9000	ND	1.000	mg/L	90%		80-120	1

Type: Matrix Spike Duplicate **Lab ID: QC1383650** **Batch: 407366**
Matrix (Source ID): Water (561829-001) **Method: SM 4500-S2-D** **Prep Method: METHOD**

QC1383650 Analyte	Result	Source Sample Result	Spiked	Units	Recovery	Qual	Limits	RPD	RPD Lim	DF
Sulfide	1.000	ND	1.000	mg/L	100%		80-120	11	20	1

Type: Blank **Lab ID: QC1383616** **Batch: 407353**
Matrix: Water **Method: SM 5310B** **Prep Method: SM 5310B**

QC1383616 Analyte	Result	Qual	Units	RL	MDL	Prepared	Analyzed
Total Organic Carbon	ND		mg/L	1.0	0.49	06/22/26	06/22/26

Type: Lab Control Sample **Lab ID: QC1383617** **Batch: 407353**
Matrix: Water **Method: SM 5310B** **Prep Method: SM 5310B**

QC1383617 Analyte	Result	Spiked	Units	Recovery	Qual	Limits
Total Organic Carbon	23.62	25.00	mg/L	94%		85-115

Type: Matrix Spike **Lab ID: QC1383618** **Batch: 407353**
Matrix (Source ID): Water (561998-001) **Method: SM 5310B** **Prep Method: SM 5310B**

QC1383618 Analyte	Result	Source Sample Result	Spiked	Units	Recovery	Qual	Limits	DF
Total Organic Carbon	48,520	32180	12500	mg/L	131%	*	75-125	500

Type: Matrix Spike Duplicate **Lab ID: QC1383619** **Batch: 407353**
Matrix (Source ID): Water (561998-001) **Method: SM 5310B** **Prep Method: SM 5310B**

QC1383619 Analyte	Result	Source Sample Result	Spiked	Units	Recovery	Qual	Limits	RPD	RPD Lim	DF
Total Organic Carbon	48,980	32180	12500	mg/L	134%	*	75-125	1	25	500

Batch QC

Type: Blank	Lab ID: QC1383756	Batch: 407391
Matrix: Water	Method: SM2320B	Prep Method: METHOD

QC1383756 Analyte	Result	Qual	Units	RL	MDL	Prepared	Analyzed
Alkalinity, Bicarbonate, as CaCO3	ND		mg/L	2.0		06/22/26	06/22/26
Alkalinity, Total as CaCO3	ND		mg/L	2.0		06/22/26	06/22/26

Type: Lab Control Sample	Lab ID: QC1383757	Batch: 407391
Matrix: Water	Method: SM2320B	Prep Method: METHOD

QC1383757 Analyte	Result	Spiked	Units	Recovery	Qual	Limits
Alkalinity, Total as CaCO3	91.07	100.0	mg/L	91%		90-110

Type: Sample Duplicate	Lab ID: QC1383758	Batch: 407391
Matrix (Source ID): Drinking Water (561870-021)	Method: SM2320B	Prep Method: METHOD

QC1383758 Analyte	Result	Source Sample Result	Units	Qual	RPD	RPD Lim	DF
Alkalinity, Bicarbonate, as CaCO3	159.7	155.1	mg/L		3	20	2.5
Alkalinity, Total as CaCO3	159.7	155.1	mg/L		3	20	2.5

Type: Sample Duplicate	Lab ID: QC1383782	Batch: 407400
Matrix (Source ID): Water (562054-002)	Method: SM2540C	Prep Method: METHOD

QC1383782 Analyte	Result	Source Sample Result	Units	Qual	RPD	RPD Lim	DF
Total Dissolved Solids	4,164	4248	mg/L		2	5	4

Type: Blank	Lab ID: QC1383784	Batch: 407400
Matrix: Water	Method: SM2540C	Prep Method: METHOD

QC1383784 Analyte	Result	Qual	Units	RL	MDL	Prepared	Analyzed
Total Dissolved Solids	ND		mg/L	20		06/22/26	06/24/26

Type: Lab Control Sample	Lab ID: QC1383785	Batch: 407400
Matrix: Water	Method: SM2540C	Prep Method: METHOD

QC1383785 Analyte	Result	Spiked	Units	Recovery	Qual	Limits
Total Dissolved Solids	970.0	1000	mg/L	97%		90-110

* Value is outside QC limits
E Response exceeds instrument's linear range
J Estimated value
ND Not Detected
NM Not Meaningful

Laboratory Job Number 561821

Subcontracted Products

McCampbell Analytical, Inc.

McCampbell Analytical, Inc.

"When Quality Counts"

Analytical Report

WorkOrder: 2606E56

Report Created for: Onterris Laboratories, LLC.

931 West Barkley Avenue
Orange, CA 92868

Project Contact: David Tripp
Project P.O.: 096843
Project: EO-561821

Project Location:
Project Received: 06/19/2026

Analytical Report reviewed & approved for release on 06/26/2026 by:

Yen Cao

Yen Cao
Project Manager

McCampbell Analytical Inc. is not accredited for all the testing in this report. The report shall not be reproduced except in full, without the written approval of the laboratory. The analytical results relate only to the items tested.

1534 Willow Pass Rd. Pittsburg, CA 94565 ♦ TEL: (877) 252-9262 ♦ FAX: (925) 252-9269 ♦ www.mccampbell.com

McCampbell Analytical, Inc.
"When Quality Counts"
1534 Willow Pass Road, Pittsburg, CA 94565-1701
Toll Free Telephone: (877) 252-9262 / Fax: (925) 252-9269
http://www.mccampbell.com / E-mail: main@mccampbell.com

Glossary of Terms & Qualifier Definitions

Client: Onterris Laboratories, LLC. **WorkOrder:** 2606E56

Project: EO-561821

Glossary Abbreviation

%D	Serial Dilution Percent Difference
95% Interval	95% Confident Interval
CCV	Continuing Calibration Verification.
CCV REC (%)	The % recovery of Continuing Calibration Verification
DF	Dilution Factor
DISS	Dissolved (sample filtered using a 0.45 µm filter size)
DISTLC	Soluble Threshold Limit Concentration using DI water
DLT	Dilution Test (Serial Dilution)
DUP	Duplicate
EDL	Estimated Detection Limit
HMI	ICPMS HMI= High Matrix Sample Introduction
ITEF	International Toxicity Equivalence Factor
LCS	Laboratory Control Sample
LCS2	Second LCS for the batch. Spike level is lower than that for the first LCS; applicable to method 1633.
LQL	Lowest Quantitation Level
MB	Method Blank
MB IS/SS % Rec	% Recovery of Internal Standard or Surrogate in Method Blank, if applicable
MB SS % Rec	% Recovery of Surrogate in Method Blank, if applicable
MDL	Method Detection Limit [1]
MET	Modified Elutriate Test (Effluent Elutriate)
ML	Minimum Level of Quantitation
MS	Matrix Spike
MSD	Matrix Spike Duplicate
NA	Not Applicable
ND	Not detected at or above the indicated MDL (if present) or RL.
NR	Data Not Reported due to matrix interference or insufficient sample amount.
PDS	Post Digestion Spike
PF	Prep Factor
RD	Relative Difference
RL	Reporting Limit [2]
RPD	Relative Percent Difference
RRT	Relative Retention Time
RSD	Relative Standard Deviation
SET	Standard Elutriate Test (Open Water)

[1] MDL is the minimum measured concentration of a substance that can be reported with 99% confidence that the measured concentration is distinguishable from method blank results. Definition and Procedure for the Determination of the Method Detection Limit, Revision 2, 40CFR, Part 136, Appendix B, EPA 821-R-16-006, December 2016. Values are based upon our default extraction volume/amount and are subject to change.

[2] RL is the lowest level that can be reliably determined within specified limits of precision and accuracy during routine laboratory operating conditions. (The RL cannot be lower than the lowest calibration standard used in the initial calibration of the instrument and must be greater than the MDL.) Values are based upon our default extraction volume/amount and are subject to change.

McCampbell Analytical, Inc.
"When Quality Counts"

1534 Willow Pass Road, Pittsburg, CA 94565-1701
Toll Free Telephone: (877) 252-9262 / Fax: (925) 252-9269
http://www.mccampbell.com / E-mail: main@mccampbell.com

Glossary of Terms & Qualifier Definitions

Client: Onterris Laboratories, LLC. **WorkOrder:** 2606E56

Project: EO-561821

SPK Val	Spike Value
SPKRef Val	Spike Reference Value
SPLP	Synthetic Precipitation Leachate Procedure
STLC	Soluble Threshold Limit Concentration
TCLP	Toxicity Characteristic Leachate Procedure
TEQ	Toxicity Equivalents
TNTC	Micro: “Too Numerous to Count;” greater than 250 colonies observed on the plate.
TPH-Diesel	Sample results for semi-volatile TPH (diesel, kerosene, oil, etc) were calculated using a background subtraction procedure to correct for instrument baseline rise (column bleed) as described in Sec 7.7.2.2 of EPA 8015 B, C.
TZA	TimeZone Net Adjustment for sample collected outside of MAI's Coordinated Universal Time (UTC). (Adjustment for Daylight Saving is not accounted.)

McCampbell Analytical, Inc.
"When Quality Counts"

1534 Willow Pass Road, Pittsburg, CA 94565-1701
Toll Free Telephone: (877) 252-9262 / Fax: (925) 252-9269
http://www.mccampbell.com / E-mail: main@mccampbell.com

Analytical Report

Client:	Onterris Laboratories, LLC.	**WorkOrder:**	2606E56
Date Received:	06/19/2026 9:55	**Extraction Method:**	RSK175
Date Prepared:	06/24/2026	**Analytical Method:**	RSK175
Project:	EO-561821	**Unit:**	µg/L

Dissolved Carbon Dioxide by RSK 175

Client ID	Lab ID	Matrix	Date Collected	Instrument FileID	Batch ID
FP-01	2606E56-001A	Water	06/18/2026 09:35	GC26 0624261005.D	344542

Analytes	Result	MDL	RL	DF	Date Analyzed
Carbon Dioxide	**33,000**	2000	2000	40	06/24/2026 13:28

Analyst(s): CLO

Client ID	Lab ID	Matrix	Date Collected	Instrument FileID	Batch ID
DW-31	2606E56-002A	Water	06/18/2026 10:35	GC26 0624261007.D	344542

Analytes	Result	MDL	RL	DF	Date Analyzed
Carbon Dioxide	**22,000**	1000	1000	20	06/24/2026 14:31

Analyst(s): CLO

Client ID	Lab ID	Matrix	Date Collected	Instrument FileID	Batch ID
DW-29	2606E56-003A	Water	06/18/2026 11:34	GC26 0624261009.D	344542

Analytes	Result	MDL	RL	DF	Date Analyzed
Carbon Dioxide	**11,000**	500	500	10	06/24/2026 15:27

Analyst(s): CLO

McCampbell Analytical, Inc.
"When Quality Counts"

1534 Willow Pass Road, Pittsburg, CA 94565-1701
Toll Free Telephone: (877) 252-9262 / Fax: (925) 252-9269
http://www.mccampbell.com / E-mail: main@mccampbell.com

Quality Control Report

Client:	Onterris Laboratories, LLC.	**WorkOrder:**	2606E56
Date Prepared:	06/24/2026	**BatchID:**	344542
Date Analyzed:	06/24/2026	**Extraction Method:**	RSK175
Instrument:	GC26	**Analytical Method:**	RSK175
Matrix:	Water	**Unit:**	µg/L
Project:	EO-561821	**Sample ID:**	MB/LCS/LCSD-344542

QC Summary Report for RSK175

Analyte	MB Result	MDL	RL			
Carbon Dioxide	ND	50	50	-	-	-

Analyte	LCS Result	LCSD Result	SPK Val	LCS %REC	LCSD %REC	LCS/LCSD Limits	RPD	RPD Limit
Carbon Dioxide	170	160	187.2	89	84	70-130	5.41	30

Page 1 of 32

McCampbell Analytical, Inc.
1534 Willow Pass Rd
Pittsburg, CA 94565-1701
(925) 252-9262

CHAIN-OF-CUSTODY RECORD

WorkOrder: 2606E56 **ClientCode: ENO** **QuoteID: 262776**

☐ WaterTrax ☐ CLIP ☐ EDF ☑ EQuIS ☑ Dry-Weight ☑ Email ☐ HardCopy ☐ ThirdParty ☑ J-flag
☑ Detection Summary ☑ **Excel** [A1_Standard _QC]

Report to:
David Tripp
Onterris Laboratories, LLC.
931 West Barkley Avenue
Orange, CA 92868
714-771-6900 FAX:

Email: david.tripp@onterris.com; 003incomingrep
cc/3rd Party:
PO: 096843
Project: EO-561821

Bill to:
Accounts Payable
Onterris
P.O.Box 419584
Boston, MA 02241
accountsreceivable@onterris.com

Requested TAT: 5 days;

Date Received: **06/19/2026**
Date Logged: **06/22/2026**

Lab ID	ClientSampID	Matrix	Collection Date	Hold	Requested Tests (See legend below)											
					1	2	3	4	5	6	7	8	9	10	11	12
2606E56-001	FP-01	Water	6/18/2026 09:35	☐	A	A										
2606E56-002	DW-31	Water	6/18/2026 10:35	☐	A	A										
2606E56-003	DW-29	Water	6/18/2026 11:34	☐	A	A										

Test Legend:

1	PRDisposal Fee	2	RSK175_CO2_W	3		4	
5		6		7		8	
9		10		11		12	

Project Manager: Jena Alfaro

Prepared by: Agustina Venegas

Comments:

NOTE: Soil samples are discarded 60 days after receipt unless other arrangements are made (Water samples are 30 days).
Hazardous samples will be returned to client or disposed of at client expense.

Page 29 of 32

McCampbell Analytical, Inc.
"When Quality Counts"

1534 Willow Pass Road, Pittsburg, CA 94565-1701
Toll Free Telephone: (877) 252-9262 / Fax: (925) 252-9269
http://www.mccampbell.com / E-mail: main@mccampbell.com

WORK ORDER SUMMARY

Client Name: ONTERRIS LABORATORIES, LLC. **Project:** EO-561821 **Work Order:** 2606E56

Client Contact: David Tripp **QC Level:** LEVEL 2

Contact's Email: david.tripp@onterris.com; 003incomingreports@onterris.com **Comments:** **Date Logged:** 6/22/2026

☐ WaterTrax ☐ CLIP ☐ EDF ☑ Excel ☐ EQuIS ☑ Email ☐ HardCopy ☐ ThirdParty ☑ J-flag

LabID	ClientSampID	Matrix	Test Name	Cont./ Comp.	Bottle & Preservative	U**	Head Space	Dry-Weight	Collection Date & Time	TAT	Test Due Date	Sediment Content	Hold	Sub Out
001A	FP-01	Water	RSK175 (CO2)	2	VOA, Unpres	☐	☐	☐	6/18/2026 9:35	5 days	6/26/2026	None	☐	☐
002A	DW-31	Water	RSK175 (CO2)	2	VOA, Unpres	☐	☐	☐	6/18/2026 10:35	5 days	6/26/2026	Present	☐	☐
003A	DW-29	Water	RSK175 (CO2)	2	VOA, Unpres	☐	☐	☐	6/18/2026 11:34	5 days	6/26/2026	Present	☐	☐

NOTES: * STLC and TCLP extractions require 2 days to complete; therefore, all TATs begin after the extraction is completed (i.e., One-day TAT yields results in 3 days from sample submission).

- ISM prep requires 5 to 10 days to complete; therefore, all TATs begin after the extraction is completed (i.e., One-day TAT yields results in 6 to 11 days from sample submission). Due date listed on WO summary will not accurately reflect the time needed for sample preparation.

- Organic extracts are held for 40 days before disposal; Inorganic extract are held for 30 days.

- MAI assumes that all material present in the provided sampling container is considered part of the sample - MAI does not exclude any material from the sample prior to sample preparation unless requested in writing by the client.

U = An unpreserved container was received for a method that suggests a preservation in order to extend hold time for analysis.**

Cont./Comp. = Containers /Composites

2602E56

Onterris ENTHALPY ANALYTICAL

931 West Barkley Ave
Orange, CA 92868
(714) 771-6900

Subcontract Laboratory:
McCampbell Analytical, Inc.
1534 Willow Pass Rd.
Pittsburg, CA 94565
ATTN: Quote ID: 262776
PO #: PO-096843

Results Due: Standard TAT
Report Level: II
Report To: MDL
EDDs: Standard Excel EDD

Onterris (Orange, CA) Order: EO-561821
PM: David Tripp
Email: david.tripp@onterris.com
CC: 003incomingreports@onterris.com
Phone: (714) 771-6900

Notes:

Sample ID	Collected	Lab ID	# Cont.	Matrix	Analysis Requested	Comment
FP-01	18-JUN-2026 09:35	561821-001	2	Water	RSK-175 CO2	
DW-31	18-JUN-2026 10:35	561821-002	2	Water	RSK-175 CO2	
DW-29	18-JUN-2026 11:34	561821-003	2	Water	RSK-175 CO2	

Notes:	Relinquished By:	Received By:
	Alice T	GLS
	Date: 6/18/26 4pm	Date: 6/18/26 4pm
	GLS	
	Date: 6/19/26	Date: 6/19/26 0955
	Date:	Date:

5.9c IR46

1 of 1 650.564548873

McCampbell Analytical, Inc.
"When Quality Counts"

1534 Willow Pass Road, Pittsburg, CA 94565-1701
Toll Free Telephone: (877) 252-9262 / Fax: (925) 252-9269
http://www.mccampbell.com / E-mail: main@mccampbell.com

Sample Receipt Checklist

Client Name:	Onterris Laboratories, LLC.	Date and Time Received:	6/19/2026 09:55
Project:	EO-561821	Date Logged:	6/22/2026
		Received by:	Agustina Venegas
WorkOrder №:	2606E56 Matrix: Water	Logged by:	Agustina Venegas
Carrier:	Golden State Overnight		

Chain of Custody (COC) Information

Chain of custody present?	Yes	☑	No	☐		
Chain of custody signed when relinquished and received?	Yes	☑	No	☐		
Chain of custody agrees with sample labels?	Yes	☑	No	☐		
Sample IDs noted by Client on COC?	Yes	☑	No	☐		
Date and Time of collection noted by Client on COC?	Yes	☑	No	☐		
Sampler's name noted on COC?	Yes	☐	No	☑		
COC agrees with Quote?	Yes	☑	No	☐	NA	☐
COC quote is active?	Yes	☑	No	☐	NA	☐

Sample Receipt Information

Custody seals intact on shipping container/cooler?	Yes	☐	No	☐	NA	☑
Custody seals intact on sample bottles?	Yes	☐	No	☐	NA	☑
Shipping container/cooler in good condition?	Yes	☑	No	☐		
Samples in proper containers/bottles?	Yes	☑	No	☐		
Sample containers intact?	Yes	☑	No	☐		
Sufficient sample volume for indicated test?	Yes	☑	No	☐		

Sample Preservation and Hold Time (HT) Information

All samples received within holding time?	Yes	☑	No	☐	NA	☐
Samples Received on Ice?	Yes	☑	No	☐		
(Ice Type: WET ICE)						
Sample/Temp Blank temperature	Temp: 5.9°C				NA	☐
ZHS conditional analyses: VOA meets zero headspace requirement (VOCs, TPHg/BTEX, RSK)?	Yes	☑	No	☐	NA	☐
Sample labels checked for correct preservation?	Yes	☑	No	☐		
pH acceptable upon receipt (Metal: <2)?	Yes	☐	No	☐	NA	☑

UCMR Samples:

pH tested and acceptable upon receipt (200.7: ≤2; 533: 6 - 8; 537.1: 6 - 8)?	Yes	☐	No	☐	NA	☑
Free Chlorine tested and acceptable upon receipt (<0.1mg/L) [not applicable to 200.7]?	Yes	☐	No	☐	NA	☑

Comments:

APPENDIX D-2

SITE WATER SAMPLE

Enthalpy Analytical
931 West Barkley Ave
Orange, CA 92868
(714) 771-6900

enthalpy.com

Lab Job Number : 550975
Report Level : II
Report Date : 01/28/2026

Analytical Report *prepared for:*

Dylan Smith
Waste Connections
Chiquita Canyon Landfill
29201 Henry Mayo Drive
Castaic, CA 91384

Project: GW MONITORING - CCLF Groundwater (Site Water)

Authorized for release by:

David Tripp, Project Manager
657-581-4710
david.tripp@enthalpy.com

This data package has been reviewed for technical correctness and completeness. Release of this data has been authorized by the Laboratory Manager or the Manager's designee, as verified by the above signature which applies to this PDF file as well as any associated electronic data deliverable files. The results contained in this report meet all requirements of NELAP and pertain only to those samples which were submitted for analysis. This report may be reproduced only in its entirety.

CA ELAP# 1338, CA ELAP #1338-S1, NELAP# 4038, SCAQMD LAP# 18LA0518, LACSD ID# 10105, ORELAP# 4197

ENTHALPY ANALYTICAL

Sample Summary

Dylan Smith Waste Connections Chiquita Canyon Landfill 29201 Henry Mayo Drive Castaic, CA 91384	Lab Job #: Project No: Location: Date Received:	550975 GW MONITORING CCLF Groundwater (Site Water) 01/15/26	

Sample ID	Lab ID	Collected	Matrix
JS-1	550975-001	01/15/26 12:42	Water

Case Narrative

Waste Connections Chiquita Canyon Landfill 29201 Henry Mayo Drive Castaic, CA 91384 Dylan Smith	Lab Job Number: 550975 Project No: GW MONITORING Location: CCLF Groundwater (Site Water) Date Received: 01/15/26

This data package contains sample and QC results for one water sample, requested for the above referenced project on 01/16/26. The sample was received in good condition.

Volatile Organics by GC/MS (EPA 8260B):

- Low recoveries were observed for many analytes in the MSD for batch 392824; the parent sample was not a project sample, the BS/BSD were within limits, and the associated RPDs were within limits.
- No other analytical problems were encountered.

Metals (EPA 6010B and EPA 7470A):

No analytical problems were encountered.

Ion Chromatography (EPA 300.0):

- High recoveries were observed for nitrogen, nitrate in the MS/MSD for batch 392705; the parent sample was not a project sample, the LCS was within limits, and the associated RPD was within limits.
- No other analytical problems were encountered.

pH of Aqueous Samples (SM 4500-H+ B):

No analytical problems were encountered.

ENTHALPY ANALYTICAL

Chain of Custody Record

Lab No: 550975

Page: 1 of 1

Turn Around Time (rush by advanced notice only)

Standard:	X	5 Day:		3 Day:	
2 Day:		1 Day:		Custom TAT:	

Enthalpy Analytical

931 W Barkely Ave, Orange, CA 92868

(714) 771-6900

Matrix: A = Air S = Soil/Solid W = Water DW = Drinking Wate SD = Sediment PP = Pure Product SEA = Sea Water SW = Swab T = Tissue WP = Wipe O = Other

Preservatives: 1 = $Na_2S_2O_3$ 2 = HCl 3 = HNO_3 4 = H_2SO_4 5 = NaOH 6 = Other

Sample Receipt Temp: 4.6/4.5 IR15 to14 (lab use only)

CUSTOMER INFORMATION		PROJECT INFORMATION	
Company:	Chiquita Canyon Landfill	Name:	Steve Cassulo
Report To:	Steve Cassulo	Number:	661-257-3655
Email:	Steven.Cassulo@wasteconnections.com	P.O. #:	
Address:	29201 Henry Mayo Drive	Address:	
	Castaic, CA, 91384		
Phone:	661-257-3655	Global ID:	
Fax:		Sampled By:	Paul Chang

	Sample ID	Sampling Date	Sampling Time	Matrix	Container No. / Size	Pres.	VOCs (EPA 8260B)	pH, Nitrate-N	Total Metals; As, Cd, Cu, Pb, Hg, Ni, Se Ag, Zn								
1	JS-1	1/15/26	1242	W	6	var.	x	x	x								
2																	
3																	
4																	
5																	
6																	
7																	
8																	
9																	
10																	

Analysis Request

Test Instructions / Comments

Site Water

cc report to:
pchang@changenvironmental.com

Login 550975

	Signature	Print Name	Company / Title	Date / Time
[1] Relinquished By:		Paul Chang	CEI	1.15.26 1325
[1] Received By:		Jim Lin	EA-NH	1.15.26 1325
[2] Relinquished By:		Jim Lin	EA-NH	1.16.26 9:00
[2] Received By:			eanh	1.16.26 9:00
[3] Relinquished By:			eanh	1.16.26 11:00
[3] Received By:		Nicole Mendoza	EA	1-16-26 11:00

SAMPLE RECEIPT CHECKLIST

Section 1: General Info

Date Received: 1.15.26 WO# 550975 Client: Chiquita Cyn

Section 2: Shipping / Custody **Are custody seals present? ☐ Yes ☑ No**

Custody seals intact on arrival? ☑ N/A ☐ Yes ☐ No ☐ On cooler / box ☐ On samples

Shipping Info: Walk in or Pickup

Section 3a: Condition / Packaging ☐ **Outside 0.0 - 6.0°C (0.0 - 10.0°C for microbiology) (PM notified)**

Date Opened 1.15.26 By (initials) JWL Type of ice used : ☑ Wet ☐ Blue/Gel ☐ None

☐ Samples received on ice directly from the field; cooling process had begun. (if checked, skip temperatures)

☐ Sample matrix doesn't require cooling (e.g. air, bulk PCB). (if checked, skip temperatures)

If no cooler: Observed/Adjusted Temp (°C): ____ / ____ Thermometer/IR Gun: IR03 CF: -0.7C

Cooler Temp (°C) #1: 7.7 / 7.0 #2: ____ / ____ #3: ____ / ____ #4: ____ / ____ #5: ____ / ____ #6: ____ / ____

Section 3b: Microbiology Samples ☑ **No microbiology samples submitted (skip 3b)**

☐ Within temp range 0.0 - 10.0°C or received on ice directly from field.

☐ Adequate headspace for microbiology analysis.

Section 3c: Air Samples ☑ **No air samples submitted (skip 3c)**

☐ 1.4L Canisters ☐ 6L Canisters ☐ Tedlar Bags ☐ MCE Cassettes ☐ Sorbent Tubes ☐ Other ____

Section 4: Containers / Labels / Samples	YES	NO	N/A
1) Were custody papers present, filled properly, and legible?	X		
2) Is the sampler's name present on the CoC?	X		
3) Were containers received in good condition (unbroken / unopened / uncompromised)?	X		
4) Were the samples bagged? (required for microbiology samples; recommended for soil samples)	—		
5) Were all of, and only, the correct samples received?	X		
6) Are sample labels present, legible, and in agreement with the CoC?	X		
7) Does the container count match the CoC?	X		
8) Was sufficient sample volume / mass received for the analyses requested?	✓		
9) Were samples received in proper containers for the analyses requested?	X		
10) Were samples received with > 1/2 holding time remaining?	X		
11) Are samples properly preserved as indicated by CoC / labels?	X		
12) Unpreserved VOAs received - If necessary, was the hold time changed in LIMS?	✓		
13) Are VOA vials free from headspace/bubbles > 6mm?	✓		

Section 5: Explanations / Comments ☐ **PM notified**

Date Logged 1.15.26 By (print) JWL (sign) JWL

Date Labeled 1.15.26 By (print) JWL (sign) JWL

SAMPLE RECEIPT CHECKLIST

Section 1: General Info

Date Received: 1/16/26 WO# 550975 Client: WASTECONNECTIONS

Section 2: Shipping / Custody **Are custody seals present?** ☐ Yes ☒ No

Custody seals intact on arrival? ■ N/A ☐ Yes ☐ No ☐ On cooler / box ☐ On samples

■ Courier ☐ Walk-In ☐ Field Sampling ☐ Shipping Info: _____

Section 3a: Condition / Packaging ☐ **Outside 0.0 - 6.0°C (0.0 - 10.0°C for microbiology) (PM notified)**

Date Opened 1/16/26 By (initials) GXO Type of ice used: ■ Wet ☐ Blue/Gel ☐ None

☐ Samples received on ice directly from the field; cooling process had begun. (if checked, skip temperatures)

☐ Sample matrix doesn't require cooling (e.g. air, bulk PCB). (if checked, skip temperatures)

If no cooler: Observed/Adjusted Temp (°C): _____/_____ Thermometer/IR Gun: IR15 CF: +0.4

Cooler Temp (°C) #1: 4.1 /4.5 #2: ____/____ #3: ____/____ #4: ____/____ #5: ____/____ #6: ____/____

Section 3b: Microbiology Samples ■ **No microbiology samples submitted (skip 3b)**

☐ Within temp range 0.0 - 10.0°C or received on ice directly from field.

☐ Adequate headspace for microbiology analysis.

Section 3c: Air Samples ■ **No air samples submitted (skip 3c)**

☐ 1.4L Canisters ☐ 6L Canisters ☐ Tedlar Bags ☐ MCE Cassettes ☐ Sorbent Tubes ☐ Other_____

Section 4: Containers / Labels / Samples	YES	NO	N/A
1) Were custody papers present, filled properly, and legible?	X		
2) Is the sampler's name present on the CoC?	X		
3) Were containers received in good condition (unbroken / unopened / uncompromised)?	X		
4) Were the samples bagged? (required for microbiology samples; recommended for soil samples)			X
5) Were all of, and only, the correct samples received?	X		
6) Are sample labels present, legible, and in agreement with the CoC?	X		
7) Does the container count match the CoC?	X		
8) Was sufficient sample volume / mass received for the analyses requested?	X		
9) Were samples received in proper containers for the analyses requested?	X		
10) Were samples received with > 1/2 holding time remaining?	X		
11) Are samples properly preserved as indicated by CoC / labels?	X		
12) Unpreserved VOAs received - If necessary, was the hold time changed in LIMS?	X		
13) Are VOA vials free from headspace/bubbles > 6mm?	X		

Section 5: Explanations / Comments

(If no comments are made, then no discrepancies noted.)

☐ **No additional discrepancies**

Date Logged 1/15/26 **By (print)** JWL **(sign)** NA

Date Labeled 1/15/26 **By (print)** JWL **(sign)** NA

ENTHALPY ANALYTICAL

Analysis Results for 550975

Dylan Smith
Waste Connections
Chiquita Canyon Landfill
29201 Henry Mayo Drive
Castaic, CA 91384

Lab Job #: 550975
Project No: GW MONITORING
Location: CCLF Groundwater (Site Water)
Date Received: 01/15/26

Sample ID: JS-1 **Lab ID: 550975-001** **Collected: 01/15/26 12:42**
Matrix: Water

550975-001 Analyte	Result	Qual	Units	RL	MDL	DF	Batch	Prepared	Analyzed	Chemist
Method: EPA 300.0 Prep Method: METHOD										
Nitrogen, Nitrate	**1.5**		mg/L	0.10	0.05	1	392705	01/16/26 08:40	01/16/26 13:45	BPH
Method: EPA 6010B Prep Method: EPA 3015A										
Arsenic	ND		mg/L	0.010	0.0042	1	392811	01/17/26	01/17/26	KAM
Cadmium	ND		mg/L	0.0050	0.00086	1	392811	01/17/26	01/17/26	KAM
Copper	ND		mg/L	0.010	0.0062	1	392811	01/17/26	01/17/26	KAM
Lead	ND		mg/L	0.010	0.0036	1	392811	01/17/26	01/17/26	KAM
Nickel	ND		mg/L	0.010	0.0030	1	392811	01/17/26	01/17/26	KAM
Selenium	ND		mg/L	0.030	0.0082	1	392811	01/17/26	01/17/26	KAM
Silver	ND		mg/L	0.0050	0.0024	1	392811	01/17/26	01/17/26	KAM
Zinc	**0.014**	J	mg/L	0.050	0.010	1	392811	01/17/26	01/17/26	KAM
Method: EPA 7470A Prep Method: EPA 7470A										
Mercury	ND		ug/L	0.40	0.032	1	392785	01/16/26	01/17/26	KAM
Method: EPA 8260B Prep Method: EPA 5030B										
Freon 12	ND		ug/L	1.0	0.1	1	392824	01/17/26	01/17/26	LYZ
Chloromethane	ND		ug/L	1.0	0.1	1	392824	01/17/26	01/17/26	LYZ
Vinyl Chloride	ND		ug/L	0.5	0.09	1	392824	01/17/26	01/17/26	LYZ
1,1-Dichloroethene	ND		ug/L	0.5	0.1	1	392824	01/17/26	01/17/26	LYZ
Methylene Chloride	ND		ug/L	10	0.1	1	392824	01/17/26	01/17/26	LYZ
1,1-Dichloroethane	ND		ug/L	0.5	0.1	1	392824	01/17/26	01/17/26	LYZ
cis-1,2-Dichloroethene	ND		ug/L	0.5	0.09	1	392824	01/17/26	01/17/26	LYZ
1,2-Dichloroethane	ND		ug/L	0.5	0.1	1	392824	01/17/26	01/17/26	LYZ
Benzene	ND		ug/L	0.5	0.06	1	392824	01/17/26	01/17/26	LYZ
Trichloroethene	ND		ug/L	0.5	0.07	1	392824	01/17/26	01/17/26	LYZ
Tetrachloroethene	ND		ug/L	0.5	0.08	1	392824	01/17/26	01/17/26	LYZ
1,4-Dichlorobenzene	ND		ug/L	0.5	0.09	1	392824	01/17/26	01/17/26	LYZ
Surrogates				**Limits**						
Dibromofluoromethane	101%		%REC	70-130		1	392824	01/17/26	01/17/26	LYZ
1,2-Dichloroethane-d4	93%		%REC	70-130		1	392824	01/17/26	01/17/26	LYZ
Toluene-d8	102%		%REC	70-130		1	392824	01/17/26	01/17/26	LYZ
Bromofluorobenzene	100%		%REC	70-130		1	392824	01/17/26	01/17/26	LYZ
Method: SM 4500-H+ B										
pH	**8.04**	H	SU			1	392985	01/20/26 11:14	01/20/26 11:14	ARM
Temperature	**19.90**	H	deg C	1.00		1	392985	01/20/26 11:14	01/20/26 11:14	ARM

H Holding time was exceeded
J Estimated value
ND Not Detected

Results for any subcontracted analyses are not included in this section.

ENTHALPY ANALYTICAL

Batch QC

Type:	**Blank**	**Lab ID:**	**QC1331347**	**Batch:**	**392705**
Matrix:	**Water**	**Method:**	**EPA 300.0**	**Prep Method:**	**METHOD**

QC1331347 Analyte	Result	Qual	Units	RL	MDL	Prepared	Analyzed
Nitrogen, Nitrate	ND		mg/L	0.10	0.05	01/16/26 08:40	01/16/26 09:14

Type:	**Lab Control Sample**	**Lab ID:**	**QC1331348**	**Batch:**	**392705**
Matrix:	**Water**	**Method:**	**EPA 300.0**	**Prep Method:**	**METHOD**

QC1331348 Analyte	Result	Spiked	Units	Recovery	Qual	Limits
Nitrogen, Nitrate	4.684	4.518	mg/L	104%		90-110

Type:	**Matrix Spike**	**Lab ID:**	**QC1331377**	**Batch:**	**392705**
Matrix (Source ID):	**Water (550961-001)**	**Method:**	**EPA 300.0**	**Prep Method:**	**METHOD**

QC1331377 Analyte	Result	Source Sample Result	Spiked	Units	Recovery	Qual	Limits	DF
Nitrogen, Nitrate	17.40	7.523	9.036	mg/L	109%		80-123	1

Type:	**Matrix Spike Duplicate**	**Lab ID:**	**QC1331378**	**Batch:**	**392705**
Matrix (Source ID):	**Water (550961-001)**	**Method:**	**EPA 300.0**	**Prep Method:**	**METHOD**

QC1331378 Analyte	Result	Source Sample Result	Spiked	Units	Recovery	Qual	Limits	RPD	RPD Lim	DF
Nitrogen, Nitrate	16.16	7.523	9.036	mg/L	96%		80-123	7	20	1

Type:	**Matrix Spike**	**Lab ID:**	**QC1331521**	**Batch:**	**392705**
Matrix (Source ID):	**Water (551035-002)**	**Method:**	**EPA 300.0**	**Prep Method:**	**METHOD**

QC1331521 Analyte	Result	Source Sample Result	Spiked	Units	Recovery	Qual	Limits	DF
Nitrogen, Nitrate	12.27	0.4513	9.036	mg/L	131%	*	80-123	1

Type:	**Matrix Spike Duplicate**	**Lab ID:**	**QC1331522**	**Batch:**	**392705**
Matrix (Source ID):	**Water (551035-002)**	**Method:**	**EPA 300.0**	**Prep Method:**	**METHOD**

QC1331522 Analyte	Result	Source Sample Result	Spiked	Units	Recovery	Qual	Limits	RPD	RPD Lim	DF
Nitrogen, Nitrate	13.22	0.4513	9.036	mg/L	141%	*	80-123	7	20	1

ENTHALPY ANALYTICAL

Batch QC

Type: Blank	**Lab ID: QC1331740**	**Batch: 392811**
Matrix: Water	**Method: EPA 6010B**	**Prep Method: EPA 3015A**

QC1331740 Analyte	Result	Qual	Units	RL	MDL	Prepared	Analyzed
Arsenic	ND		mg/L	0.010	0.0042	01/17/26	01/17/26
Cadmium	ND		mg/L	0.0050	0.00086	01/17/26	01/17/26
Copper	ND		mg/L	0.010	0.0062	01/17/26	01/17/26
Lead	ND		mg/L	0.010	0.0036	01/17/26	01/17/26
Nickel	ND		mg/L	0.010	0.0030	01/17/26	01/17/26
Selenium	ND		mg/L	0.030	0.0082	01/17/26	01/17/26
Silver	ND		mg/L	0.0050	0.0024	01/17/26	01/17/26
Zinc	ND		mg/L	0.050	0.010	01/17/26	01/17/26

Type: Lab Control Sample	**Lab ID: QC1331741**	**Batch: 392811**
Matrix: Water	**Method: EPA 6010B**	**Prep Method: EPA 3015A**

QC1331741 Analyte	Result	Spiked	Units	Recovery	Qual	Limits
Arsenic	0.3587	0.4000	mg/L	90%		80-120
Cadmium	0.3682	0.4000	mg/L	92%		80-120
Copper	0.3554	0.4000	mg/L	89%		80-120
Lead	0.3730	0.4000	mg/L	93%		80-120
Nickel	0.3660	0.4000	mg/L	92%		80-120
Selenium	0.3446	0.4000	mg/L	86%		80-120
Silver	0.1658	0.2000	mg/L	83%		80-120
Zinc	0.3695	0.4000	mg/L	92%		80-120

Type: Matrix Spike	**Lab ID: QC1331742**	**Batch: 392811**
Matrix (Source ID): Water (550965-001)	**Method: EPA 6010B**	**Prep Method: EPA 3015A**

QC1331742 Analyte	Result	Source Sample Result	Spiked	Units	Recovery	Qual	Limits	DF
Arsenic	0.3780	ND	0.4000	mg/L	95%		75-125	1
Cadmium	0.3643	ND	0.4000	mg/L	91%		75-125	1
Copper	0.3732	ND	0.4000	mg/L	93%		75-125	1
Lead	0.3653	ND	0.4000	mg/L	91%		75-125	1
Nickel	0.3677	ND	0.4000	mg/L	92%		75-125	1
Selenium	0.3567	ND	0.4000	mg/L	89%		75-125	1
Silver	0.1690	ND	0.2000	mg/L	84%		75-125	1
Zinc	0.3676	ND	0.4000	mg/L	92%		75-125	1

ENTHALPY ANALYTICAL

Batch QC

Type:	Matrix Spike Duplicate	Lab ID:	QC1331743	Batch:	392811
Matrix (Source ID):	Water (550965-001)	Method:	EPA 6010B	Prep Method:	EPA 3015A

QC1331743 Analyte	Result	Source Sample Result	Spiked	Units	Recovery	Qual	Limits	RPD	RPD Lim	DF
Arsenic	0.3707	ND	0.4000	mg/L	93%		75-125	2	20	1
Cadmium	0.3551	ND	0.4000	mg/L	89%		75-125	3	20	1
Copper	0.3660	ND	0.4000	mg/L	91%		75-125	2	20	1
Lead	0.3573	ND	0.4000	mg/L	89%		75-125	2	20	1
Nickel	0.3582	ND	0.4000	mg/L	90%		75-125	3	20	1
Selenium	0.3476	ND	0.4000	mg/L	87%		75-125	3	20	1
Silver	0.1655	ND	0.2000	mg/L	83%		75-125	2	20	1
Zinc	0.3582	ND	0.4000	mg/L	90%		75-125	3	20	1

Type:	Serial Dilution	Lab ID:	QC1331744	Batch:	392811
Matrix (Source ID):	Water (551048-001)	Method:	EPA 6010B	Prep Method:	EPA 3015A

QC1331744 Analyte	Result	Source Sample Result	Units	Qual	RPD	RPD Lim	DF
Arsenic	0.5804	0.6164	mg/L				50
Cadmium	ND	0.003770	mg/L				50
Copper	ND	ND	mg/L				50
Lead	ND	ND	mg/L				50
Nickel	0.1501	0.1488	mg/L	J			50
Selenium	ND	0.1563	mg/L				50
Silver	ND	0.01272	mg/L				50
Zinc	2.051	2.001	mg/L	J			50

Type:	Blank	Lab ID:	QC1331651	Batch:	392785
Matrix:	Water	Method:	EPA 7470A	Prep Method:	EPA 7470A

QC1331651 Analyte	Result	Qual	Units	RL	MDL	Prepared	Analyzed
Mercury	ND		ug/L	0.40	0.032	01/16/26	01/17/26

Type:	Lab Control Sample	Lab ID:	QC1331652	Batch:	392785
Matrix:	Water	Method:	EPA 7470A	Prep Method:	EPA 7470A

QC1331652 Analyte	Result	Spiked	Units	Recovery	Qual	Limits
Mercury	9.965	10.00	ug/L	100%		80-120

Type:	Matrix Spike	Lab ID:	QC1331653	Batch:	392785
Matrix (Source ID):	Water (551048-001)	Method:	EPA 7470A	Prep Method:	EPA 7470A

QC1331653 Analyte	Result	Source Sample Result	Spiked	Units	Recovery	Qual	Limits	DF
Mercury	1,884	30.00	2000	ug/L	93%		75-125	200

ENTHALPY ANALYTICAL

Batch QC

Type:	Matrix Spike Duplicate	Lab ID:	QC1331654	Batch:	392785
Matrix (Source ID):	Water (551048-001)	Method:	EPA 7470A	Prep Method:	EPA 7470A

QC1331654 Analyte	Result	Source Sample Result	Spiked	Units	Recovery	Qual	Limits	RPD	RPD Lim	DF
Mercury	1,901	30.00	2000	ug/L	94%		75-125	1	20	200

Type:	Lab Control Sample	Lab ID:	QC1331791	Batch:	392824
Matrix:	Water	Method:	EPA 8260B	Prep Method:	EPA 5030B

QC1331791 Analyte	Result	Spiked	Units	Recovery	Qual	Limits
1,1-Dichloroethene	45.23	50.00	ug/L	90%		69-128
MTBE	47.30	50.00	ug/L	95%		66-125
Benzene	47.53	50.00	ug/L	95%		76-121
Trichloroethene	58.32	50.00	ug/L	117%		76-124
Toluene	48.85	50.00	ug/L	98%		76-120
Chlorobenzene	52.11	50.00	ug/L	104%		78-120
Surrogates						
Dibromofluoromethane	52.34	50.00	ug/L	105%		70-130
1,2-Dichloroethane-d4	47.53	50.00	ug/L	95%		70-130
Toluene-d8	52.89	50.00	ug/L	106%		70-130
Bromofluorobenzene	52.59	50.00	ug/L	105%		70-130

Type:	Lab Control Sample Duplicate	Lab ID:	QC1331792	Batch:	392824
Matrix:	Water	Method:	EPA 8260B	Prep Method:	EPA 5030B

QC1331792 Analyte	Result	Spiked	Units	Recovery	Qual	Limits	RPD	RPD Lim
1,1-Dichloroethene	42.65	50.00	ug/L	85%		69-128	6	23
MTBE	46.58	50.00	ug/L	93%		66-125	2	22
Benzene	46.14	50.00	ug/L	92%		76-121	3	21
Trichloroethene	56.62	50.00	ug/L	113%		76-124	3	22
Toluene	48.31	50.00	ug/L	97%		76-120	1	21
Chlorobenzene	52.30	50.00	ug/L	105%		78-120	0	20
Surrogates								
Dibromofluoromethane	52.52	50.00	ug/L	105%		70-130		
1,2-Dichloroethane-d4	47.24	50.00	ug/L	94%		70-130		
Toluene-d8	52.89	50.00	ug/L	106%		70-130		
Bromofluorobenzene	51.04	50.00	ug/L	102%		70-130		

ENTHALPY ANALYTICAL

Batch QC

Type: Blank	**Lab ID:** QC1331796	**Batch:** 392824	
Matrix: Water	**Method:** EPA 8260B	**Prep Method:** EPA 5030B	

QC1331796 Analyte	Result	Qual	Units	RL	MDL	Prepared	Analyzed
Freon 12	ND		ug/L	1.0	0.1	01/17/26	01/17/26
Chloromethane	ND		ug/L	1.0	0.1	01/17/26	01/17/26
Vinyl Chloride	ND		ug/L	0.5	0.09	01/17/26	01/17/26
1,1-Dichloroethene	ND		ug/L	0.5	0.1	01/17/26	01/17/26
Methylene Chloride	ND		ug/L	10	0.1	01/17/26	01/17/26
1,1-Dichloroethane	ND		ug/L	0.5	0.1	01/17/26	01/17/26
cis-1,2-Dichloroethene	ND		ug/L	0.5	0.09	01/17/26	01/17/26
1,2-Dichloroethane	ND		ug/L	0.5	0.1	01/17/26	01/17/26
Benzene	ND		ug/L	0.5	0.06	01/17/26	01/17/26
Trichloroethene	ND		ug/L	0.5	0.07	01/17/26	01/17/26
Tetrachloroethene	ND		ug/L	0.5	0.08	01/17/26	01/17/26
1,4-Dichlorobenzene	ND		ug/L	0.5	0.09	01/17/26	01/17/26
Surrogates				**Limits**			
Dibromofluoromethane	102%		%REC	70-130		01/17/26	01/17/26
1,2-Dichloroethane-d4	91%		%REC	70-130		01/17/26	01/17/26
Toluene-d8	105%		%REC	70-130		01/17/26	01/17/26
Bromofluorobenzene	102%		%REC	70-130		01/17/26	01/17/26

Type: Matrix Spike	**Lab ID:** QC1331853	**Batch:** 392824	
Matrix (Source ID): Water (551051-008)	**Method:** EPA 8260B	**Prep Method:** EPA 5030B	

QC1331853 Analyte	Result	Source Sample Result	Spiked	Units	Recovery	Qual	Limits	DF
1,1-Dichloroethene	13.77	0.2790	20.00	ug/L	67%		62-131	1
MTBE	14.74	ND	20.00	ug/L	74%		61-124	1
Benzene	15.17	ND	20.00	ug/L	76%		70-123	1
Trichloroethene	57.31	43.02	20.00	ug/L	71%		65-131	1
Toluene	15.90	1.090	20.00	ug/L	74%		69-120	1
Chlorobenzene	16.93	ND	20.00	ug/L	85%		72-121	1
Surrogates								
Dibromofluoromethane	52.70		50.00	ug/L	105%		70-130	1
1,2-Dichloroethane-d4	46.30		50.00	ug/L	93%		70-130	1
Toluene-d8	50.75		50.00	ug/L	101%		70-130	1
Bromofluorobenzene	52.08		50.00	ug/L	104%		70-130	1

ENTHALPY ANALYTICAL

Batch QC

Type:	**Matrix Spike Duplicate**	**Lab ID:**	**QC1331854**	**Batch:**	**392824**
Matrix (Source ID):	**Water (551051-008)**	**Method:**	**EPA 8260B**	**Prep Method:**	**EPA 5030B**

QC1331854 Analyte	Result	Source Sample Result	Spiked	Units	Recovery	Qual	Limits	RPD	RPD Lim	DF
1,1-Dichloroethene	10.82	0.2790	20.00	ug/L	53%	*	62-131	24	31	1
MTBE	11.53	ND	20.00	ug/L	58%	*	61-124	24	30	1
Benzene	11.88	ND	20.00	ug/L	59%	*	70-123	24	31	1
Trichloroethene	54.53	43.02	20.00	ug/L	58%	*	65-131	5	31	1
Toluene	12.45	1.090	20.00	ug/L	57%	*	69-120	24	29	1
Chlorobenzene	13.11	ND	20.00	ug/L	66%	*	72-121	25	29	1
Surrogates										
Dibromofluoromethane	52.52		50.00	ug/L	105%		70-130			1
1,2-Dichloroethane-d4	45.98		50.00	ug/L	92%		70-130			1
Toluene-d8	51.01		50.00	ug/L	102%		70-130			1
Bromofluorobenzene	51.48		50.00	ug/L	103%		70-130			1

Type:	**Sample Duplicate**	**Lab ID:**	**QC1332369**	**Batch:**	**392985**
Matrix (Source ID):	**Water (551021-017)**	**Method:**	**SM 4500-H+ B**		

QC1332369 Analyte	Result	Source Sample Result	Units	Qual	RPD	RPD Lim	DF
pH	6.200	6.300	SU		2	20	1
Temperature	19.90	20.10	deg C		1	20	1

* Value is outside QC limits
J Estimated value
ND Not Detected

Onterris
931 West Barkley Ave
Orange, CA 92868
(714) 771-6900

onterris.com

Lab Job Number : 558026
Report Level : II
Report Date : 05/05/2026

Analytical Report *prepared for:*

Steve Cassulo
Waste Connections
Chiquita Canyon Landfill
29201 Henry Mayo Drive
Castaic, CA 91384

Project: CHIQUITA CANYON LF - Chiquita Canyon Landfill - Site Water

Authorized for release by:

David Tripp, Senior Project Manager
657-581-4710
david.tripp@onterris.com

This data package has been reviewed for technical correctness and completeness. Release of this data has been authorized by the Laboratory Manager or the Manager's designee, as verified by the above signature which applies to this PDF file as well as any associated electronic data deliverable files. The results contained in this report meet all requirements of NELAP and pertain only to those samples which were submitted for analysis. This report may be reproduced only in its entirety.

CA ELAP# 1338, CA ELAP #1338-S1, NELAP# 4038, SCAQMD LAP# 18LA0518, LACSD ID# 10105, ORELAP# 4197

Onterris ENTHALPY ANALYTICAL

Sample Summary

Steve Cassulo Waste Connections Chiquita Canyon Landfill 29201 Henry Mayo Drive Castaic, CA 91384	Lab Job #: Project No: Location: Date Received:	558026 CHIQUITA CANYON LF Chiquita Canyon Landfill - Site Water 04/21/26	

Sample ID	Lab ID	Collected	Matrix
JS-1	558026-001	04/21/26 13:25	Water

Case Narrative

Waste Connections Chiquita Canyon Landfill 29201 Henry Mayo Drive Castaic, CA 91384 Steve Cassulo	Lab Job Number: 558026 Project No: CHIQUITA CANYON LF Location: Chiquita Canyon Landfill - Site Water Date Received: 04/21/26

- This data package contains sample and QC results for one water sample, requested for the above referenced project on 04/22/26. The sample was received in good condition.
- EPA 300.0, EPA 6010B, EPA 7470A, and SM 4500-H+ B analyses were performed at 931 West Barkley Ave, Orange, CA, 92868.
- EPA 8260B analysis was performed at 2532 E Cerritos Ave., Anaheim, CA, 92806.

Volatile Organics by GC/MS (EPA 8260B):
No analytical problems were encountered.

Metals (EPA 6010B and EPA 7470A):

- Low recoveries were observed for mercury in the MS/MSD for batch 401768; the parent sample was not a project sample, the LCS was within limits, and the associated RPD was within limits.
- Zinc was detected between the MDL and the RL in the method blank for batch 401580; this analyte was not detected in the sample at or above the RL.
- No other analytical problems were encountered.

Ion Chromatography (EPA 300.0):
No analytical problems were encountered.

pH of Aqueous Samples (SM 4500-H+ B):
No analytical problems were encountered.

Login 558026

Chain of Custody Record

Lab No: 558026

Page: 1 of 1

Turn Around Time (rush by advanced notice only)

Standard:	X	5 Day:		3 Day:	
2 Day:		1 Day:		Custom TAT:	

Enthalpy Analytical

931 W Barkely Ave, Orange, CA 92868

(714) 771-6900

Matrix: A = Air S = Soil/Solid W = Water DW = Drinking Wate SD = Sediment PP = Pure Product SEA = Sea Water SW = Swab T = Tissue WP = Wipe O = Other

Preservatives: 1 = $Na_2S_2O_3$ 2 = HCl 3 = HNO_3 4 = H_2SO_4 5 = NaOH 6 = Other

Sample Receipt Temp: (lab use only)

CUSTOMER INFORMATION		PROJECT INFORMATION	
Company:	Chiquita Canyon Landfill	Name:	Steve Cassulo
Report To:	Steve Cassulo	Number:	661-257-3655
Email:	Steven.Cassulo@wasteconnections.com	P.O. #:	
Address:	29201 Henry Mayo Drive	Address:	
	Castaic, CA, 91384		
Phone:	661-257-3655	Global ID:	
Fax:		Sampled By:	Paul Chang

Test Instructions / Comments

ER15

4.6, 5.0

Site Water

cc report to: pchang@changenvironmental.com

	Sample ID	Sampling Date	Sampling Time	Matrix	Container No. / Size	Pres.	VOCs (EPA 8260B)	pH, Nitrate-N	Total Metals; As, Cd, Cu, Pb, Hg, Ni, Se Ag, Zn							
1	JS-1	4/21/26	1325	W	6	var.	x	x	x							
2																
3																
4																
5																
6																
7																
8																
9																
10																

	Signature	Print Name	Company / Title	Date / Time
[1] Relinquished By:		Paul Chang	CEI	4/21/26 14:25
[1] Received By:		John Zachman	EA/LCH	04/21/26 14:25
[2] Relinquished By:		John Zachman	EA/LCH	04/22/26 830
[2] Received By:		Gema O.	EANH	4.22.26 830
[3] Relinquished By:		Gema O.	EANH	4.22.26 1030
[3] Received By:		Will	ONTERRIS ~~EA~~ NO	4-22-26 1140

2 Will ~~EA~~ 4-22-26 1225 ONTERRIS 4/22/26 1225

SAMPLE RECEIPT CHECKLIST

Section 1: General Info

Date Received: 04/21/26 WO# 558026 Client: Chiquita Canyon

Section 2: Shipping / Custody **Are custody seals present?** ☐ Yes ☒ No

Custody seals intact on arrival? ☒ N/A ☐ Yes ☐ No ☐ On cooler / box ☐ On samples

Shipping Info: X Walk in or Pickup

Section 3a: Condition / Packaging ☐ **Outside 0.0 - 6.0°C (0.0 - 10.0°C for microbiology) (PM notified)**

Date Opened 04/21/26 By (initials) JWL Type of ice used : ☒ Wet ☐ Blue/Gel ☐ None

☐ Samples received on ice directly from the field; cooling process had begun. (if checked, skip temperatures)

☐ Sample matrix doesn't require cooling (e.g. air, bulk PCB). (if checked, skip temperatures)

If no cooler: Observed/Adjusted Temp (°C): 9.6 / 8.8 Thermometer/IR Gun: IR03 CF: -0.8C

Cooler Temp (°C) #1:____/____ #2:____/____ #3:____/____ #4:____/____ #5:____/____ #6:____/____

Section 3b: Microbiology Samples ☒ **No microbiology samples submitted (skip 3b)**

☐ Within temp range 0.0 - 10.0°C or received on ice directly from field.

☐ Adequate headspace for microbiology analysis.

Section 3c: Air Samples ☒ **No air samples submitted (skip 3c)**

☐ 1.4L Canisters ☐ 6L Canisters ☐ Tedlar Bags ☐ MCE Cassettes ☐ Sorbent Tubes ☐ Other_____

Section 4: Containers / Labels / Samples	YES	NO	N/A
1) Were custody papers present, filled properly, and legible?	X		
2) Is the sampler's name present on the CoC?	X		
3) Were containers received in good condition (unbroken / unopened / uncompromised)?	X		
4) Were the samples bagged? (required for microbiology samples; recommended for soil samples)	X		
5) Were all of, and only, the correct samples received?	X		
6) Are sample labels present, legible, and in agreement with the CoC?	X		
7) Does the container count match the CoC?	X		
8) Was sufficient sample volume / mass received for the analyses requested?	X		
9) Were samples received in proper containers for the analyses requested?	X		
10) Were samples received with > 1/2 holding time remaining?	X		
11) Are samples properly preserved as indicated by CoC / labels?	X		
12) Unpreserved VOAs received - If necessary, was the hold time changed in LIMS?	X		
13) Are VOA vials free from headspace/bubbles > 6mm?	X		

Section 5: Explanations / Comments ☐ **PM notified**

Date Logged 4.21.26 **By (print)** JWL **(sign)**

Date Labeled 4.21.26 **By (print)** JWL **(sign)**

Onterris

SAMPLE RECEIPT CHECKLIST

Section 1: General Info
Date Received: 4/22/26 Job#: 558026 Client: Waste Connections

Section 2: Shipping / Custody **Are custody seals present?** ☐ Yes ■ No
Custody seals intact on arrival? ☒ N/A ☐ Yes ☐ No ☐ On cooler / box ☐ On samples
☒ Courier ☐ Walk-In ☐ Field Sampling ☐ Shipping Info: _____

Section 3a: Condition / Packaging ☐ **Outside 0.0 - 6.0°C (0.0 - 10.0°C for microbiology) (PM notified)**
Date Opened 4/22/26 By (initials) AGR Type of ice used: ☒ Wet ☐ Blue/Gel ☐ None
☐ Samples received on ice directly from the field; cooling process had begun. (if checked, skip temperatures)
☐ Sample matrix doesn't require cooling (e.g. air, bulk PCB). (if checked, skip temperatures)
If no cooler: Observed/Corrected Temp (°C): _____ / _____ Thermometer/IR Gun ID: IR15 CF: +0.4
Cooler Temp (obs/corr) (°C) #1: 4.6 / 5.0 #2: ____ / ____ #3: ____ / ____ #4: ____ / ____ #5: ____ / ____ #6: ____ / ____

Section 3b: Microbiology Samples ☒ **No microbiology samples submitted (skip 3b)**
☐ Within temp range 0.0 - 10.0°C or received on ice directly from field.
☐ Adequate headspace for microbiology analysis.

Section 3c: Air Samples ☒ **No air samples submitted (skip 3c)**
☐ 1.4L Canisters ☐ 6L Canisters ☐ Tedlar Bags ☐ MCE Cassettes ☐ Sorbent Tubes ☐ Other _____

Section 4: Containers / Labels / Samples	YES	NO	N/A
1) Were custody papers present, filled properly, and legible?	X		
2) Is the sampler's name present on the CoC?	X		
3) Were containers received in good condition (unbroken / unopened / uncompromised)?	X		
4) Were the samples bagged? (required for microbiology samples; recommended for soil samples)	X		
5) Were all of, and only, the correct samples received?	X		
6) Are sample labels present, legible, and in agreement with the CoC?	X		
7) Does the container count match the CoC?	X		
8) Was sufficient sample volume / mass received for the analyses requested?	X		
9) Were samples received in proper containers for the analyses requested?	X		
10) Were samples received with > 1/2 holding time remaining?	X		
11) Are samples properly preserved as indicated by CoC / labels?	X		
12) Unpreserved VOAs received - If necessary, was the hold time changed in LIMS?			X
13) Are VOA vials free from headspace/bubbles > 6mm?	X		

Section 5: Explanations / Comments
(If no comments are made, then no discrepancies noted.)

☐ **No additional discrepancies**

Form Completed By (print): G. Kim **(sign):** [signature]

Date Labeled: 4/21/26 **By (print):** Los Angeles Service Center **(sign):** N/A

Onterris ENTHALPY ANALYTICAL

Analysis Results for 558026

Steve Cassulo
Waste Connections
Chiquita Canyon Landfill
29201 Henry Mayo Drive
Castaic, CA 91384

Lab Job #: 558026
Project No: CHIQUITA CANYON LF
Location: Chiquita Canyon Landfill - Site Water
Date Received: 04/21/26

Sample ID: JS-1 **Lab ID: 558026-001** **Collected: 04/21/26 13:25**
Matrix: Water

558026-001 Analyte	Result	Qual	Units	RL	MDL	DF	Batch	Prepared	Analyzed	Chemist
Method: EPA 300.0 Prep Method: METHOD										
Nitrogen, Nitrate	**1.4**		mg/L	0.10	0.05	1	401555	04/22/26 16:10	04/23/26 09:21	SSN
Method: EPA 6010B Prep Method: EPA 3015A										
Arsenic	ND		mg/L	0.010	0.0064	1	401580	04/22/26	04/22/26	SBW
Cadmium	ND		mg/L	0.0050	0.00021	1	401580	04/22/26	04/22/26	SBW
Copper	**0.0033**	J	mg/L	0.010	0.0021	1	401580	04/22/26	04/22/26	SBW
Lead	ND		mg/L	0.010	0.0022	1	401580	04/22/26	04/22/26	SBW
Nickel	ND		mg/L	0.010	0.0012	1	401580	04/22/26	04/22/26	SBW
Selenium	ND		mg/L	0.030	0.0051	1	401580	04/22/26	04/22/26	SBW
Silver	ND		mg/L	0.0050	0.00070	1	401580	04/22/26	04/22/26	SBW
Zinc	**0.013**	B,J	mg/L	0.050	0.0021	1	401580	04/22/26	04/22/26	SBW
Method: EPA 7470A Prep Method: EPA 7470A										
Mercury	ND		ug/L	0.40	0.063	1	401768	04/24/26	04/24/26	MLL
Method: EPA 8260B Prep Method: EPA 5030B										
Freon 12	ND		ug/L	1.0	0.1	1	401765	04/24/26	04/24/26	HMN
Chloromethane	ND		ug/L	1.0	0.2	1	401765	04/24/26	04/24/26	HMN
Vinyl Chloride	ND		ug/L	0.5	0.1	1	401765	04/24/26	04/24/26	HMN
1,1-Dichloroethene	ND		ug/L	0.5	0.08	1	401765	04/24/26	04/24/26	HMN
Methylene Chloride	ND		ug/L	10	0.2	1	401765	04/24/26	04/24/26	HMN
1,1-Dichloroethane	ND		ug/L	0.5	0.1	1	401765	04/24/26	04/24/26	HMN
cis-1,2-Dichloroethene	ND		ug/L	0.5	0.09	1	401765	04/24/26	04/24/26	HMN
1,2-Dichloroethane	ND		ug/L	0.5	0.1	1	401765	04/24/26	04/24/26	HMN
Benzene	ND		ug/L	0.5	0.1	1	401765	04/24/26	04/24/26	HMN
Trichloroethene	ND		ug/L	0.5	0.1	1	401765	04/24/26	04/24/26	HMN
Tetrachloroethene	ND		ug/L	0.5	0.1	1	401765	04/24/26	04/24/26	HMN
1,4-Dichlorobenzene	ND		ug/L	0.5	0.2	1	401765	04/24/26	04/24/26	HMN
Surrogates				**Limits**						
Dibromofluoromethane	98%		%REC	70-130		1	401765	04/24/26	04/24/26	HMN
1,2-Dichloroethane-d4	118%		%REC	70-130		1	401765	04/24/26	04/24/26	HMN
Toluene-d8	92%		%REC	70-130		1	401765	04/24/26	04/24/26	HMN
Bromofluorobenzene	95%		%REC	70-130		1	401765	04/24/26	04/24/26	HMN
Method: SM 4500-H+ B										
pH	**8.19**	H	SU			1	401770	04/24/26 11:28	04/24/26 11:28	ARM
Temperature	**23.40**	H	deg C	1.00		1	401770	04/24/26 11:28	04/24/26 11:28	ARM

Results for any subcontracted analyses are not included in this section.

Analysis Results for 558026

B	Contamination found in associated Method Blank
H	Holding time was exceeded
J	Estimated value
ND	Not Detected

Results for any subcontracted analyses are not included in this section.

Onterris ENTHALPY ANALYTICAL

Batch QC

Type: Blank	**Lab ID:** QC1362753	**Batch:** 401555
Matrix: Water	**Method:** EPA 300.0	**Prep Method:** METHOD

QC1362753 Analyte	Result	Qual	Units	RL	MDL	Prepared	Analyzed
Nitrogen, Nitrate	ND		mg/L	0.10	0.05	04/22/26 16:10	04/22/26 23:30

Type: Lab Control Sample	**Lab ID:** QC1362754	**Batch:** 401555
Matrix: Water	**Method:** EPA 300.0	**Prep Method:** METHOD

QC1362754 Analyte	Result	Spiked	Units	Recovery	Qual	Limits
Nitrogen, Nitrate	4.648	4.518	mg/L	103%		90-110

Type: Matrix Spike	**Lab ID:** QC1362755	**Batch:** 401555
Matrix (Source ID): Water (558034-001)	**Method:** EPA 300.0	**Prep Method:** METHOD

QC1362755 Analyte	Result	Source Sample Result	Spiked	Units	Recovery	Qual	Limits	DF
Nitrogen, Nitrate	9.786	ND	9.036	mg/L	108%		80-123	1

Type: Matrix Spike Duplicate	**Lab ID:** QC1362756	**Batch:** 401555
Matrix (Source ID): Water (558034-001)	**Method:** EPA 300.0	**Prep Method:** METHOD

QC1362756 Analyte	Result	Source Sample Result	Spiked	Units	Recovery	Qual	Limits	RPD	RPD Lim	DF
Nitrogen, Nitrate	9.913	ND	9.036	mg/L	110%		80-123	1	20	1

Type: Matrix Spike	**Lab ID:** QC1362757	**Batch:** 401555
Matrix (Source ID): Water (558069-001)	**Method:** EPA 300.0	**Prep Method:** METHOD

QC1362757 Analyte	Result	Source Sample Result	Spiked	Units	Recovery	Qual	Limits	DF
Nitrogen, Nitrate	9.741	ND	9.036	mg/L	108%		80-123	1

Type: Matrix Spike Duplicate	**Lab ID:** QC1362758	**Batch:** 401555
Matrix (Source ID): Water (558069-001)	**Method:** EPA 300.0	**Prep Method:** METHOD

QC1362758 Analyte	Result	Source Sample Result	Spiked	Units	Recovery	Qual	Limits	RPD	RPD Lim	DF
Nitrogen, Nitrate	9.818	ND	9.036	mg/L	109%		80-123	1	20	1

Batch QC

Type: Blank	Lab ID: QC1362823	Batch: 401580
Matrix: Water	Method: EPA 6010B	Prep Method: EPA 3015A

QC1362823 Analyte	Result	Qual	Units	RL	MDL	Prepared	Analyzed
Arsenic	ND		mg/L	0.010	0.0064	04/22/26	04/22/26
Cadmium	ND		mg/L	0.0050	0.00021	04/22/26	04/22/26
Copper	ND		mg/L	0.010	0.0021	04/22/26	04/22/26
Lead	ND		mg/L	0.010	0.0022	04/22/26	04/22/26
Nickel	ND		mg/L	0.010	0.0012	04/22/26	04/22/26
Selenium	ND		mg/L	0.030	0.0051	04/22/26	04/22/26
Silver	ND		mg/L	0.0050	0.00070	04/22/26	04/22/26
Zinc	0.0023	J	mg/L	0.050	0.0021	04/22/26	04/22/26

Type: Lab Control Sample	Lab ID: QC1362824	Batch: 401580
Matrix: Water	Method: EPA 6010B	Prep Method: EPA 3015A

QC1362824 Analyte	Result	Spiked	Units	Recovery	Qual	Limits
Arsenic	0.3469	0.4000	mg/L	87%		80-120
Cadmium	0.3623	0.4000	mg/L	91%		80-120
Copper	0.3513	0.4000	mg/L	88%		80-120
Lead	0.3711	0.4000	mg/L	93%		80-120
Nickel	0.3626	0.4000	mg/L	91%		80-120
Selenium	0.3415	0.4000	mg/L	85%		80-120
Silver	0.1656	0.2000	mg/L	83%		80-120
Zinc	0.3692	0.4000	mg/L	92%		80-120

Type: Matrix Spike	Lab ID: QC1362825	Batch: 401580
Matrix (Source ID): Water (558025-001)	Method: EPA 6010B	Prep Method: EPA 3015A

QC1362825 Analyte	Result	Source Sample Result	Spiked	Units	Recovery	Qual	Limits	DF
Arsenic	0.3799	ND	0.4000	mg/L	95%		75-125	1
Cadmium	0.3772	ND	0.4000	mg/L	94%		75-125	1
Copper	0.3845	0.003589	0.4000	mg/L	95%		75-125	1
Lead	0.3825	ND	0.4000	mg/L	96%		75-125	1
Nickel	0.3815	0.004351	0.4000	mg/L	94%		75-125	1
Selenium	0.3650	ND	0.4000	mg/L	91%		75-125	1
Silver	0.1770	ND	0.2000	mg/L	88%		75-125	1
Zinc	0.4315	0.04098	0.4000	mg/L	98%		75-125	1

Batch QC

Type:	Matrix Spike Duplicate	Lab ID:	QC1362826	Batch:	401580
Matrix (Source ID):	Water (558025-001)	Method:	EPA 6010B	Prep Method:	EPA 3015A

QC1362826 Analyte	Result	Source Sample Result	Spiked	Units	Recovery	Qual	Limits	RPD	RPD Lim	DF
Arsenic	0.3741	ND	0.4000	mg/L	94%		75-125	2	20	1
Cadmium	0.3713	ND	0.4000	mg/L	93%		75-125	2	20	1
Copper	0.3789	0.003589	0.4000	mg/L	94%		75-125	1	20	1
Lead	0.3765	ND	0.4000	mg/L	94%		75-125	2	20	1
Nickel	0.3764	0.004351	0.4000	mg/L	93%		75-125	1	20	1
Selenium	0.3612	ND	0.4000	mg/L	90%		75-125	1	20	1
Silver	0.1749	ND	0.2000	mg/L	87%		75-125	1	20	1
Zinc	0.4198	0.04098	0.4000	mg/L	95%		75-125	3	20	1

Type:	Serial Dilution	Lab ID:	QC1362842	Batch:	401580
Matrix (Source ID):	Water (558025-001)	Method:	EPA 6010B	Prep Method:	EPA 3015A

QC1362842 Analyte	Result	Source Sample Result	Units	Qual	RPD	RPD Lim	DF
Arsenic	ND	ND	mg/L				5
Cadmium	ND	ND	mg/L				5
Copper	ND	0.003589	mg/L				5
Lead	ND	ND	mg/L				5
Nickel	ND	0.004351	mg/L				5
Selenium	ND	ND	mg/L				5
Silver	ND	ND	mg/L				5
Zinc	0.04728	0.04098	mg/L	J			5

Type:	Blank	Lab ID:	QC1363461	Batch:	401768
Matrix:	Water	Method:	EPA 7470A	Prep Method:	EPA 7470A

QC1363461 Analyte	Result	Qual	Units	RL	MDL	Prepared	Analyzed
Mercury	ND		ug/L	0.40	0.063	04/24/26	04/24/26

Type:	Lab Control Sample	Lab ID:	QC1363462	Batch:	401768
Matrix:	Water	Method:	EPA 7470A	Prep Method:	EPA 7470A

QC1363462 Analyte	Result	Spiked	Units	Recovery	Qual	Limits
Mercury	4.971	5.000	ug/L	99%		80-120

Type:	Matrix Spike	Lab ID:	QC1363463	Batch:	401768
Matrix (Source ID):	Water (557923-001)	Method:	EPA 7470A	Prep Method:	EPA 7470A

QC1363463 Analyte	Result	Source Sample Result	Spiked	Units	Recovery	Qual	Limits	DF
Mercury	4.772	ND	5.000	ug/L	95%		75-125	1

Batch QC

Type:	Matrix Spike Duplicate	Lab ID:	QC1363464	Batch:	401768
Matrix (Source ID):	Water (557923-001)	Method:	EPA 7470A	Prep Method:	EPA 7470A

QC1363464 Analyte	Result	Source Sample Result	Spiked	Units	Recovery	Qual	Limits	RPD	RPD Lim	DF
Mercury	4.930	ND	5.000	ug/L	99%		75-125	3	20	1

Type:	Matrix Spike	Lab ID:	QC1363465	Batch:	401768
Matrix (Source ID):	Water (558130-001)	Method:	EPA 7470A	Prep Method:	EPA 7470A

QC1363465 Analyte	Result	Source Sample Result	Spiked	Units	Recovery	Qual	Limits	DF
Mercury	3.191	ND	5.000	ug/L	64%	*	75-125	1

Type:	Matrix Spike Duplicate	Lab ID:	QC1363466	Batch:	401768
Matrix (Source ID):	Water (558130-001)	Method:	EPA 7470A	Prep Method:	EPA 7470A

QC1363466 Analyte	Result	Source Sample Result	Spiked	Units	Recovery	Qual	Limits	RPD	RPD Lim	DF
Mercury	3.282	ND	5.000	ug/L	66%	*	75-125	3	20	1

Type:	Lab Control Sample	Lab ID:	QC1363450	Batch:	401765
Matrix:	Water	Method:	EPA 8260B	Prep Method:	EPA 5030B

QC1363450 Analyte	Result	Spiked	Units	Recovery	Qual	Limits
1,1-Dichloroethene	49.21	50.00	ug/L	98%		69-128
MTBE	47.50	50.00	ug/L	95%		66-125
Benzene	48.55	50.00	ug/L	97%		76-121
Trichloroethene	41.83	50.00	ug/L	84%		76-124
Toluene	44.55	50.00	ug/L	89%		76-120
Chlorobenzene	43.41	50.00	ug/L	87%		78-120
Surrogates						
Dibromofluoromethane	47.81	50.00	ug/L	96%		70-130
1,2-Dichloroethane-d4	52.91	50.00	ug/L	106%		70-130
Toluene-d8	47.21	50.00	ug/L	94%		70-130
Bromofluorobenzene	49.34	50.00	ug/L	99%		70-130

Batch QC

Type:	**Lab Control Sample Duplicate**	**Lab ID:**	**QC1363451**	**Batch:**	**401765**
Matrix:	**Water**	**Method:**	**EPA 8260B**	**Prep Method:**	**EPA 5030B**

QC1363451 Analyte	Result	Spiked	Units	Recovery	Qual	Limits	RPD	RPD Lim
1,1-Dichloroethene	46.62	50.00	ug/L	93%		69-128	5	23
MTBE	47.86	50.00	ug/L	96%		66-125	1	22
Benzene	46.55	50.00	ug/L	93%		76-121	4	21
Trichloroethene	39.83	50.00	ug/L	80%		76-124	5	22
Toluene	42.82	50.00	ug/L	86%		76-120	4	21
Chlorobenzene	41.83	50.00	ug/L	84%		78-120	4	20
Surrogates								
Dibromofluoromethane	49.43	50.00	ug/L	99%		70-130		
1,2-Dichloroethane-d4	54.26	50.00	ug/L	109%		70-130		
Toluene-d8	47.51	50.00	ug/L	95%		70-130		
Bromofluorobenzene	48.04	50.00	ug/L	96%		70-130		

Type:	**Blank**	**Lab ID:**	**QC1363453**	**Batch:**	**401765**
Matrix:	**Water**	**Method:**	**EPA 8260B**	**Prep Method:**	**EPA 5030B**

QC1363453 Analyte	Result	Qual	Units	RL	MDL	Prepared	Analyzed
Freon 12	ND		ug/L	1.0	0.1	04/24/26	04/24/26
Chloromethane	ND		ug/L	1.0	0.2	04/24/26	04/24/26
Vinyl Chloride	ND		ug/L	0.5	0.1	04/24/26	04/24/26
1,1-Dichloroethene	ND		ug/L	0.5	0.08	04/24/26	04/24/26
Methylene Chloride	ND		ug/L	10	0.2	04/24/26	04/24/26
1,1-Dichloroethane	ND		ug/L	0.5	0.1	04/24/26	04/24/26
cis-1,2-Dichloroethene	ND		ug/L	0.5	0.09	04/24/26	04/24/26
1,2-Dichloroethane	ND		ug/L	0.5	0.1	04/24/26	04/24/26
Benzene	ND		ug/L	0.5	0.1	04/24/26	04/24/26
Trichloroethene	ND		ug/L	0.5	0.1	04/24/26	04/24/26
Tetrachloroethene	ND		ug/L	0.5	0.1	04/24/26	04/24/26
1,4-Dichlorobenzene	ND		ug/L	0.5	0.2	04/24/26	04/24/26
Surrogates				**Limits**			
Dibromofluoromethane	97%		%REC	70-130		04/24/26	04/24/26
1,2-Dichloroethane-d4	112%		%REC	70-130		04/24/26	04/24/26
Toluene-d8	94%		%REC	70-130		04/24/26	04/24/26
Bromofluorobenzene	98%		%REC	70-130		04/24/26	04/24/26

Batch QC

Type:	Matrix Spike	Lab ID:	QC1363517	Batch:	401765
Matrix (Source ID):	Water (558012-001)	Method:	EPA 8260B	Prep Method:	EPA 5030B

QC1363517 Analyte	Result	Source Sample Result	Spiked	Units	Recovery	Qual	Limits	DF
1,1-Dichloroethene	16.15	ND	20.00	ug/L	81%		62-131	1
MTBE	22.24	ND	20.00	ug/L	111%		61-124	1
Benzene	16.79	ND	20.00	ug/L	84%		70-123	1
Trichloroethene	13.68	ND	20.00	ug/L	68%		65-131	1
Toluene	14.56	ND	20.00	ug/L	73%		69-120	1
Chlorobenzene	14.63	ND	20.00	ug/L	73%		72-121	1
Surrogates								
Dibromofluoromethane	50.23		50.00	ug/L	100%		70-130	1
1,2-Dichloroethane-d4	59.76		50.00	ug/L	120%		70-130	1
Toluene-d8	46.54		50.00	ug/L	93%		70-130	1
Bromofluorobenzene	47.53		50.00	ug/L	95%		70-130	1

Type:	Matrix Spike Duplicate	Lab ID:	QC1363518	Batch:	401765
Matrix (Source ID):	Water (558012-001)	Method:	EPA 8260B	Prep Method:	EPA 5030B

QC1363518 Analyte	Result	Source Sample Result	Spiked	Units	Recovery	Qual	Limits	RPD	RPD Lim	DF
1,1-Dichloroethene	16.00	ND	20.00	ug/L	80%		62-131	1	31	1
MTBE	22.53	ND	20.00	ug/L	113%		61-124	1	30	1
Benzene	16.59	ND	20.00	ug/L	83%		70-123	1	31	1
Trichloroethene	13.42	ND	20.00	ug/L	67%		65-131	2	31	1
Toluene	14.43	ND	20.00	ug/L	72%		69-120	1	29	1
Chlorobenzene	14.38	ND	20.00	ug/L	72%		72-121	2	29	1
Surrogates										
Dibromofluoromethane	50.53		50.00	ug/L	101%		70-130			1
1,2-Dichloroethane-d4	59.99		50.00	ug/L	120%		70-130			1
Toluene-d8	46.00		50.00	ug/L	92%		70-130			1
Bromofluorobenzene	47.80		50.00	ug/L	96%		70-130			1

Type:	Sample Duplicate	Lab ID:	QC1363476	Batch:	401770
Matrix (Source ID):	Water (557785-001)	Method:	SM 4500-H+ B		

QC1363476 Analyte	Result	Source Sample Result	Units	Qual	RPD	RPD Lim	DF
pH	7.640	7.630	SU		0	20	1
Temperature	21.60	22.00	deg C		2	20	1

* Value is outside QC limits
J Estimated value
ND Not Detected

APPENDIX D-3

LEACHATE SAMPLE

Enthalpy Analytical
931 West Barkley Ave
Orange, CA 92868
(714) 771-6900

enthalpy.com

Lab Job Number : 555817
Report Level : II
Report Date : 03/31/2026

Analytical Report *prepared for:*

Matt Breuer
Waste Connections
Chiquita Canyon Landfill
29201 Henry Mayo Drive
Castaic, CA 91384

Project: LEACHATE_CHIQUITA - Chiquita Canyon Landfill - Leachate

Authorized for release by:

David Tripp, Project Manager
657-581-4710
david.tripp@enthalpy.com

This data package has been reviewed for technical correctness and completeness. Release of this data has been authorized by the Laboratory Manager or the Manager's designee, as verified by the above signature which applies to this PDF file as well as any associated electronic data deliverable files. The results contained in this report meet all requirements of NELAP and pertain only to those samples which were submitted for analysis. This report may be reproduced only in its entirety.

CA ELAP# 1338, CA ELAP #1338-S1, NELAP# 4038, SCAQMD LAP# 18LA0518, LACSD ID# 10105, ORELAP# 4197

ENTHALPY ANALYTICAL

Sample Summary

Matt Breuer Waste Connections Chiquita Canyon Landfill 29201 Henry Mayo Drive Castaic, CA 91384	Lab Job #: Project No: Location: Date Received:	555817 LEACHATE_CHIQUITA Chiquita Canyon Landfill - Leachate 03/19/26

Sample ID	Lab ID	Collected	Matrix
LEACHATE	555817-001	03/19/26 12:05	Water

Case Narrative

Waste Connections Chiquita Canyon Landfill 29201 Henry Mayo Drive Castaic, CA 91384 Matt Breuer	Lab Job Number: 555817 Project No: LEACHATE_CHIQUITA Location: Chiquita Canyon Landfill - Leachate Date Received: 03/19/26

- This data package contains sample and QC results for one water sample, requested for the above referenced project on 03/20/26. The sample was received in good condition.
- EPA 8270E analysis was performed at 931 West Barkley Ave, Orange, CA, 92868.
- EPA 8260B analysis was performed at 2532 E Cerritos Ave., Anaheim, CA, 92806.

Volatile Organics by GC/MS (EPA 8260B):

- LEACHATE (lab # 555817-001) had pH greater than 2.
- No other analytical problems were encountered.

Semivolatile Organics by GC/MS (EPA 8270E):

No analytical problems were encountered.

1.0/1.4 1215

ENTHALPY ANALYTICAL

Chain of Custody Record

Lab No: 555817

Page: 1 of 1

Turn Around Time (rush by advanced notice only)

Standard:	X	5 Day:		3 Day:	
2 Day:		1 Day:		Custom TAT:	

<<< Select a Laboratory >>>

#N/A

#N/A

Matrix: A = Air S = Soil/Solid W = Water DW = Drinking Wate SD = Sediment PP = Pure Product SEA = Sea Water SW = Swab T = Tissue WP = Wipe O = Other

Preservatives: 1 = $Na_2S_2O_3$ 2 = HCl 3 = HNO_3 4 = H_2SO_4 5 = NaOH 6 = Other

Sample Receipt Temp: (lab use only)

CUSTOMER INFORMATION		PROJECT INFORMATION	
Company:	Chiquita Canyon Landfill	Name:	Matt Breuer
Report To:	Matt Breuer	Number:	661-257-3655
Email:	Matthew.Breuer@wasteconnections.com	P.O. #:	
Address:	29201 Henry Mayo Drive	Address:	
	Castaic, CA, 91384		
Phone:	661-257-3655	Global ID:	L10003464243
Fax:		Sampled By:	Paul Chang

	Sample ID	Sampling Date	Sampling Time	Matrix	Container No. / Size	Pres.	4-Methyl-2-Pentanone (EPA 8260B)	2-Butanone (EPA 8260B)	Acetone (EPA 8260B)	Phenanthrene (EPA 8270C-SIM)
1	Leachate	3/19/26	1205	AQ	7	var.	X	X	X	X
2										
3										
4										
5										
6										
7										
8										
9										
10										

Analysis Request

Test Instructions / Comments

Leachate - retest

cc report to:
pchang@changenvironmental.com Basic EDD & GeoTracker EDF

Login 555817

	Signature	Print Name	Company / Title	Date / Time
[1] Relinquished By:		Paul Chang	CEI	3/19/26 1:11pm
[1] Received By:		Alice T	EA/NA	3/19/26 1:11pm
[2] Relinquished By:		Alice T	EA/NA	3/20/26 9:10
[2] Received By:		Gema	EANH	3.20.26 910
[3] Relinquished By:		Gema	EANH	3.20.26 10:30
[3] Received By:		Denyk P	EA	3-20-26 10:30

REL: Denyk P 3-20-26 1110 Rec: NCH EA 2-20-26 11:10

SAMPLE RECEIPT CHECKLIST

Section 1: General Info

Date Received: 3/19/26 WO# 555817 Client: Chiquita Canyon Landfill

Section 2: Shipping / Custody **Are custody seals present?** ☐ Yes ☒ No

Custody seals intact on arrival? ☐ N/A ☒ Yes ☐ No ☐ On cooler / box ☐ On samples

☐ Courier ☒ Walk-In ☐ Field Sampling ☐ Shipping Info: _____

Section 3a: Condition / Packaging ☐ **Outside 0.0 - 6.0°C (0.0 - 10.0°C for microbiology) (PM notified)**

Date Opened 3/19/26 By (initials) AXT Type of ice used: ☒ Wet ☐ Blue/Gel ☐ None

☒ Samples received on ice directly from the field; cooling process had begun. (if checked, skip temperatures)

☐ Sample matrix doesn't require cooling (e.g. air, bulk PCB). (if checked, skip temperatures)

If no cooler: Observed/Adjusted Temp (°C): ____ / ____ Thermometer/IR Gun: IR03 CF: +0.8

Cooler Temp (°C) #1: 18.1/18.3 #2: ____/____ #3: ____/____ #4: ____/____ #5: ____/____ #6: ____/____

Section 3b: Microbiology Samples ☒ **No microbiology samples submitted (skip 3b)**

☐ Within temp range 0.0 - 10.0°C or received on ice directly from field.

☐ Adequate headspace for microbiology analysis.

Section 3c: Air Samples ☒ **No air samples submitted (skip 3c)**

☐ 1.4L Canisters ☐ 6L Canisters ☐ Tedlar Bags ☐ MCE Cassettes ☐ Sorbent Tubes ☐ Other_____

Section 4: Containers / Labels / Samples	YES	NO	N/A
1) Were custody papers present, filled properly, and legible?	✓		
2) Is the sampler's name present on the CoC?	✓		
3) Were containers received in good condition (unbroken / unopened / uncompromised)?	✓		
4) Were the samples bagged? (required for microbiology samples; recommended for soil samples)			✓
5) Were all of, and only, the correct samples received?	✓		
6) Are sample labels present, legible, and in agreement with the CoC?	✓		
7) Does the container count match the CoC?	✓		
8) Was sufficient sample volume / mass received for the analyses requested?	✓		
9) Were samples received in proper containers for the analyses requested?	✓		
10) Were samples received with > 1/2 holding time remaining?	✓		
11) Are samples properly preserved as indicated by CoC / labels?		✓	
12) Unpreserved VOAs received - If necessary, was the hold time changed in LIMS?			
13) Are VOA vials free from headspace/bubbles > 6mm?			

Section 5: Explanations / Comments

(If no comments are made, then no discrepancies noted.)

☐ **No additional discrepancies**

Date Logged 3/19/26 **By (print)** AXT **(sign)** _____

Date Labeled _____ **By (print)** _____ **(sign)** _____

SAMPLE RECEIPT CHECKLIST

Section 1: General Info

Date Received: 3/20/26 WO# 555817 Client: WASTECONNECTIONS

Section 2: Shipping / Custody **Are custody seals present?** ☐ Yes ☒ No

Custody seals intact on arrival? ■ N/A ☐ Yes ☐ No ☐ On cooler / box ☐ On samples

■ Courier ☐ Walk-In ☐ Field Sampling ☐ Shipping Info: _____

Section 3a: Condition / Packaging ☐ **Outside 0.0 - 6.0°C (0.0 - 10.0°C for microbiology) (PM notified)**

Date Opened 3/20/26 By (initials) DEP Type of ice used: ■ Wet ☐ Blue/Gel ☐ None

☐ Samples received on ice directly from the field; cooling process had begun. (if checked, skip temperatures)

☐ Sample matrix doesn't require cooling (e.g. air, bulk PCB). (if checked, skip temperatures)

If no cooler: Observed/Adjusted Temp (°C): _____ / _____ Thermometer/IR Gun: IR15 CF: +0.4

Cooler Temp (°C) #1: 1.0 / 1.4 #2: ____/____ #3: ____/____ #4: ____/____ #5: ____/____ #6: ____/____

Section 3b: Microbiology Samples ■ **No microbiology samples submitted (skip 3b)**

☐ Within temp range 0.0 - 10.0°C or received on ice directly from field.

☐ Adequate headspace for microbiology analysis.

Section 3c: Air Samples ■ **No air samples submitted (skip 3c)**

☐ 1.4L Canisters ☐ 6L Canisters ☐ Tedlar Bags ☐ MCE Cassettes ☐ Sorbent Tubes ☐ Other_____

Section 4: Containers / Labels / Samples	YES	NO	N/A
1) Were custody papers present, filled properly, and legible?	X		
2) Is the sampler's name present on the CoC?	X		
3) Were containers received in good condition (unbroken / unopened / uncompromised)?	X		
4) Were the samples bagged? (required for microbiology samples; recommended for soil samples)	X		
5) Were all of, and only, the correct samples received?	X		
6) Are sample labels present, legible, and in agreement with the CoC?	X		
7) Does the container count match the CoC?	X		
8) Was sufficient sample volume / mass received for the analyses requested?	X		
9) Were samples received in proper containers for the analyses requested?	X		
10) Were samples received with > 1/2 holding time remaining?	X		
11) Are samples properly preserved as indicated by CoC / labels?	X		
12) Unpreserved VOAs received - If necessary, was the hold time changed in LIMS?		X	
13) Are VOA vials free from headspace/bubbles > 6mm?		X	

Section 5: Explanations / Comments

(If no comments are made, then no discrepancies noted.)

4.13: All vials received have headspace/bubbles >6mm (3 HCL VOA vials & 3 unpreserved vials)

☐ **No additional discrepancies**

Date Logged 3/19/26 **By (print)** AXT **(sign)** NA

Date Labeled 3/19/26 **By (print)** AXT **(sign)** NA

ENTHALPY ANALYTICAL

Analysis Results for 555817

Matt Breuer
Waste Connections
Chiquita Canyon Landfill
29201 Henry Mayo Drive
Castaic, CA 91384

Lab Job #: 555817
Project No: LEACHATE_CHIQUITA
Location: Chiquita Canyon Landfill - Leachate
Date Received: 03/19/26

Sample ID: LEACHATE **Lab ID: 555817-001** **Collected: 03/19/26 12:05**
Matrix: Water

555817-001 Analyte	Result	Qual	Units	RL	MDL	DF	Batch	Prepared	Analyzed	Chemist
Method: EPA 8260B Prep Method: EPA 5030B										
Acetone	**3,200**		ug/L	2,500	220	25	398615	03/21/26	03/21/26	ZST
2-Butanone	**2,600**		ug/L	2,500	24	25	398615	03/21/26	03/21/26	ZST
4-Methyl-2-Pentanone	**120**	J	ug/L	130	14	25	398615	03/21/26	03/21/26	ZST
Surrogates				**Limits**						
Dibromofluoromethane	98%		%REC	70-130		25	398615	03/21/26	03/21/26	ZST
1,2-Dichloroethane-d4	96%		%REC	70-130		25	398615	03/21/26	03/21/26	ZST
Toluene-d8	98%		%REC	70-130		25	398615	03/21/26	03/21/26	ZST
Bromofluorobenzene	99%		%REC	70-130		25	398615	03/21/26	03/21/26	ZST
Method: EPA 8270E Prep Method: EPA 3510C										
Phenanthrene	ND		ug/L	9.5	2.8	0.95	398945	03/25/26	03/25/26	MSS
Surrogates				**Limits**						
2-Fluorophenol	50%		%REC	15-120		0.95	398945	03/25/26	03/25/26	MSS
Phenol-d6	36%		%REC	15-120		0.95	398945	03/25/26	03/25/26	MSS
2,4,6-Tribromophenol	88%		%REC	15-140		0.95	398945	03/25/26	03/25/26	MSS
Nitrobenzene-d5	77%		%REC	15-123		0.95	398945	03/25/26	03/25/26	MSS
2-Fluorobiphenyl	65%		%REC	15-120		0.95	398945	03/25/26	03/25/26	MSS
Terphenyl-d14	80%		%REC	15-120		0.95	398945	03/25/26	03/25/26	MSS

J Estimated value
ND Not Detected

Results for any subcontracted analyses are not included in this section.

ENTHALPY ANALYTICAL

Batch QC

Type: Lab Control Sample	Lab ID: QC1351989	Batch: 398615
Matrix: Water	Method: EPA 8260B	Prep Method: EPA 5030B

QC1351989 Analyte	Result	Spiked	Units	Recovery	Qual	Limits
Acetone	141.1	125.0	ug/L	113%		54-144
2-Butanone	137.7	125.0	ug/L	110%		58-139
4-Methyl-2-Pentanone	139.1	125.0	ug/L	111%		61-135
Surrogates						
Dibromofluoromethane	48.32	50.00	ug/L	97%		70-130
1,2-Dichloroethane-d4	45.52	50.00	ug/L	91%		70-130
Toluene-d8	49.77	50.00	ug/L	100%		70-130
Bromofluorobenzene	49.55	50.00	ug/L	99%		70-130

Type: Lab Control Sample Duplicate	Lab ID: QC1351990	Batch: 398615
Matrix: Water	Method: EPA 8260B	Prep Method: EPA 5030B

QC1351990 Analyte	Result	Spiked	Units	Recovery	Qual	Limits	RPD	RPD Lim
Acetone	137.0	125.0	ug/L	110%		54-144	3	26
2-Butanone	139.8	125.0	ug/L	112%		58-139	1	23
4-Methyl-2-Pentanone	136.9	125.0	ug/L	110%		61-135	2	21
Surrogates								
Dibromofluoromethane	48.74	50.00	ug/L	97%		70-130		
1,2-Dichloroethane-d4	45.48	50.00	ug/L	91%		70-130		
Toluene-d8	48.63	50.00	ug/L	97%		70-130		
Bromofluorobenzene	50.67	50.00	ug/L	101%		70-130		

Type: Matrix Spike	Lab ID: QC1351991	Batch: 398615
Matrix (Source ID): Water (555676-004)	Method: EPA 8260B	Prep Method: EPA 5030B

QC1351991 Analyte	Result	Source Sample Result	Spiked	Units	Recovery	Qual	Limits	DF
Acetone	48.27	ND	50.00	ug/L	97%		38-163	1
2-Butanone	51.45	ND	50.00	ug/L	103%		48-157	1
4-Methyl-2-Pentanone	51.06	ND	50.00	ug/L	102%		60-135	1
Surrogates								
Dibromofluoromethane	47.55		50.00	ug/L	95%		70-130	1
1,2-Dichloroethane-d4	45.78		50.00	ug/L	92%		70-130	1
Toluene-d8	49.28		50.00	ug/L	99%		70-130	1
Bromofluorobenzene	51.86		50.00	ug/L	104%		70-130	1

ENTHALPY ANALYTICAL

Batch QC

Type:	**Matrix Spike Duplicate**	**Lab ID:**	**QC1351992**	**Batch:**	**398615**
Matrix (Source ID):	**Water (555676-004)**	**Method:**	**EPA 8260B**	**Prep Method:**	**EPA 5030B**

QC1351992 Analyte	Result	Source Sample Result	Spiked	Units	Recovery	Qual	Limits	RPD	RPD Lim	DF
Acetone	45.99	ND	50.00	ug/L	92%		38-163	5	32	1
2-Butanone	49.60	ND	50.00	ug/L	99%		48-157	4	30	1
4-Methyl-2-Pentanone	48.63	ND	50.00	ug/L	97%		60-135	5	30	1
Surrogates										
Dibromofluoromethane	47.99		50.00	ug/L	96%		70-130			1
1,2-Dichloroethane-d4	45.53		50.00	ug/L	91%		70-130			1
Toluene-d8	48.06		50.00	ug/L	96%		70-130			1
Bromofluorobenzene	50.57		50.00	ug/L	101%		70-130			1

Type:	**Blank**	**Lab ID:**	**QC1351994**	**Batch:**	**398615**
Matrix:	**Water**	**Method:**	**EPA 8260B**	**Prep Method:**	**EPA 5030B**

QC1351994 Analyte	Result	Qual	Units	RL	MDL	Prepared	Analyzed
Acetone	ND		ug/L	100	8.8	03/20/26	03/20/26
2-Butanone	ND		ug/L	100	0.9	03/20/26	03/20/26
4-Methyl-2-Pentanone	ND		ug/L	5.0	0.5	03/20/26	03/20/26
Surrogates				**Limits**			
Dibromofluoromethane	97%		%REC	70-130		03/20/26	03/20/26
1,2-Dichloroethane-d4	95%		%REC	70-130		03/20/26	03/20/26
Toluene-d8	95%		%REC	70-130		03/20/26	03/20/26
Bromofluorobenzene	99%		%REC	70-130		03/20/26	03/20/26

Type:	**Blank**	**Lab ID:**	**QC1353139**	**Batch:**	**398945**
Matrix:	**Water**	**Method:**	**EPA 8270E**	**Prep Method:**	**EPA 3510C**

QC1353139 Analyte	Result	Qual	Units	RL	MDL	Prepared	Analyzed
Phenanthrene	ND		ug/L	10	2.9	03/25/26	03/25/26
Surrogates				**Limits**			
2-Fluorophenol	48%		%REC	15-120		03/25/26	03/25/26
Phenol-d6	32%		%REC	15-120		03/25/26	03/25/26
2,4,6-Tribromophenol	91%		%REC	15-140		03/25/26	03/25/26
Nitrobenzene-d5	74%		%REC	15-123		03/25/26	03/25/26
2-Fluorobiphenyl	73%		%REC	15-120		03/25/26	03/25/26
Terphenyl-d14	92%		%REC	15-120		03/25/26	03/25/26

ENTHALPY ANALYTICAL

Batch QC

Type:	**Lab Control Sample**	**Lab ID:**	**QC1353140**	**Batch:**	**398945**
Matrix:	**Water**	**Method:**	**EPA 8270E**	**Prep Method:**	**EPA 3510C**

QC1353140 Analyte	Result	Spiked	Units	Recovery	Qual	Limits
Phenol	24.58	75.00	ug/L	33%		14-120
2-Chlorophenol	55.86	75.00	ug/L	74%		46-120
1,4-Dichlorobenzene	51.11	75.00	ug/L	68%		42-120
3-,4-Methylphenol	51.81	75.00	ug/L	69%		40-120
N-Nitroso-di-n-propylamine	68.67	75.00	ug/L	92%		54-121
2,4-Dimethylphenol	71.27	75.00	ug/L	95%		48-120
1,2,4-Trichlorobenzene	55.24	75.00	ug/L	74%		45-120
4-Chloro-3-methylphenol	67.49	75.00	ug/L	90%		60-121
2,4,5-Trichlorophenol	69.50	75.00	ug/L	93%		62-124
Acenaphthene	62.84	75.00	ug/L	84%		56-120
4-Nitrophenol	33.47	75.00	ug/L	45%		17-120
2,4-Dinitrotoluene	72.96	75.00	ug/L	97%		69-127
Pentachlorophenol	80.48	75.00	ug/L	107%		51-120
Phenanthrene	64.99	75.00	ug/L	87%		65-120
Pyrene	69.85	75.00	ug/L	93%		68-123
Chrysene	68.30	75.00	ug/L	91%		66-120
Benzo(b)fluoranthene	72.65	75.00	ug/L	97%		67-120
Surrogates						
2-Fluorophenol	20.56	40.00	ug/L	51%		15-120
Phenol-d6	14.26	40.00	ug/L	36%		15-120
2,4,6-Tribromophenol	41.81	40.00	ug/L	105%		15-140
Nitrobenzene-d5	33.34	40.00	ug/L	83%		15-123
2-Fluorobiphenyl	32.36	40.00	ug/L	81%		15-120
Terphenyl-d14	37.69	40.00	ug/L	94%		15-120

ENTHALPY ANALYTICAL

Batch QC

Type:	**Lab Control Sample Duplicate**	**Lab ID:**	**QC1353141**	**Batch:**	**398945**
Matrix:	**Water**	**Method:**	**EPA 8270E**	**Prep Method:**	**EPA 3510C**

QC1353141 Analyte	Result	Spiked	Units	Recovery	Qual	Limits	RPD	RPD Lim
Phenol	25.20	75.00	ug/L	34%		14-120	3	52
2-Chlorophenol	56.19	75.00	ug/L	75%		46-120	1	52
1,4-Dichlorobenzene	50.47	75.00	ug/L	67%		42-120	1	53
3-,4-Methylphenol	52.06	75.00	ug/L	69%		40-120	0	51
N-Nitroso-di-n-propylamine	67.13	75.00	ug/L	90%		54-121	2	52
2,4-Dimethylphenol	69.83	75.00	ug/L	93%		48-120	2	52
1,2,4-Trichlorobenzene	54.58	75.00	ug/L	73%		45-120	1	54
4-Chloro-3-methylphenol	64.98	75.00	ug/L	87%		60-121	4	47
2,4,5-Trichlorophenol	67.33	75.00	ug/L	90%		62-124	3	46
Acenaphthene	60.04	75.00	ug/L	80%		56-120	5	46
4-Nitrophenol	30.58	75.00	ug/L	41%		17-120	9	44
2,4-Dinitrotoluene	68.77	75.00	ug/L	92%		69-127	6	40
Pentachlorophenol	74.84	75.00	ug/L	100%		51-120	7	42
Phenanthrene	61.39	75.00	ug/L	82%		65-120	6	39
Pyrene	65.85	75.00	ug/L	88%		68-123	6	39
Chrysene	64.39	75.00	ug/L	86%		66-120	6	38
Benzo(b)fluoranthene	68.19	75.00	ug/L	91%		67-120	6	39
Surrogates								
2-Fluorophenol	20.93	40.00	ug/L	52%		15-120		
Phenol-d6	14.61	40.00	ug/L	37%		15-120		
2,4,6-Tribromophenol	39.75	40.00	ug/L	99%		15-140		
Nitrobenzene-d5	33.09	40.00	ug/L	83%		15-123		
2-Fluorobiphenyl	31.45	40.00	ug/L	79%		15-120		
Terphenyl-d14	35.16	40.00	ug/L	88%		15-120		

ND Not Detected

APPENDIX E

EMP/CAP TIME SERIES PLOTS

Figure E-1
VOCs Detected
Well DW-16
Time Series Plot

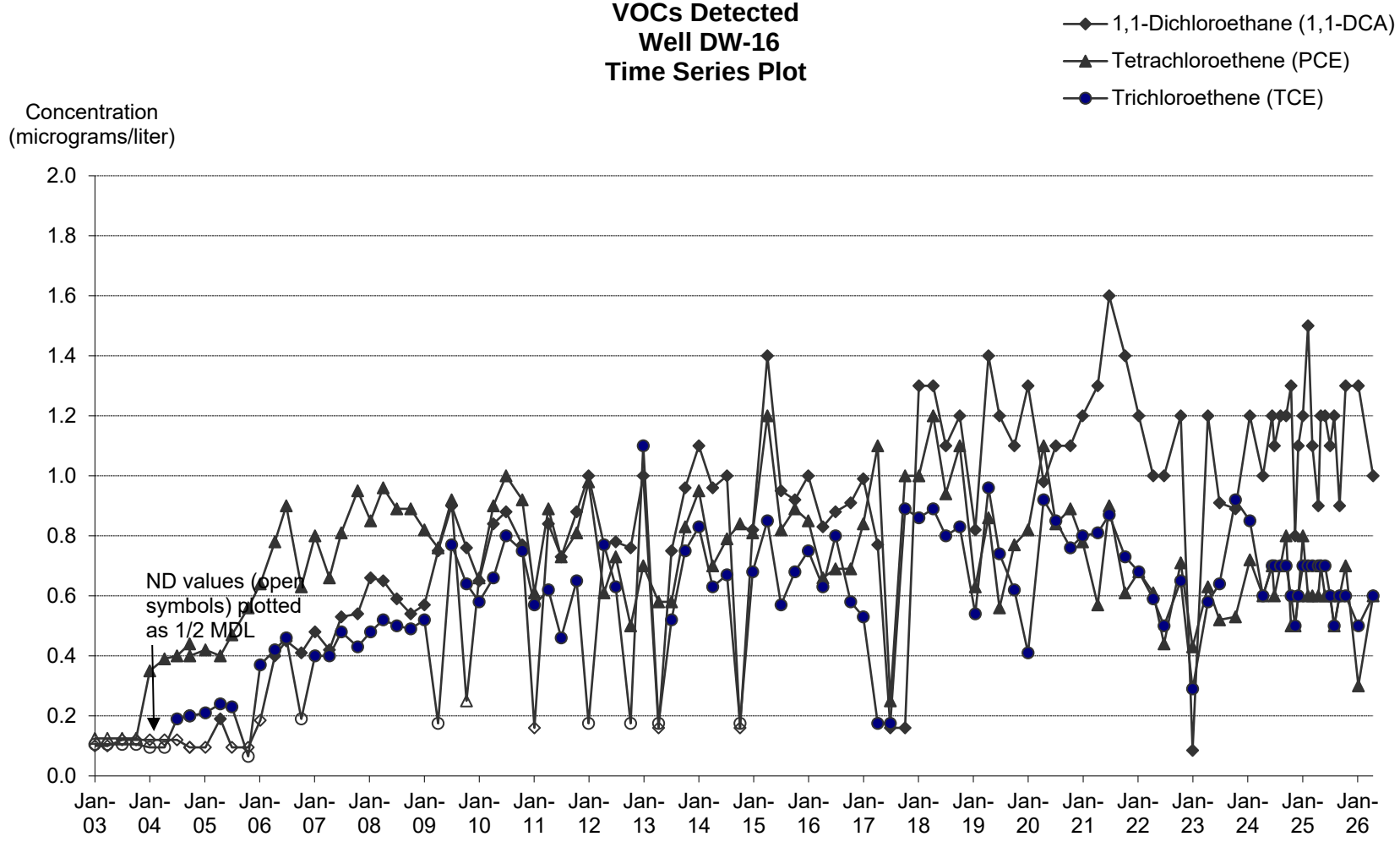

Figure E-2
1,1-Dichloroethane (1,1-DCA)
Well DW-16
Time Series Plot

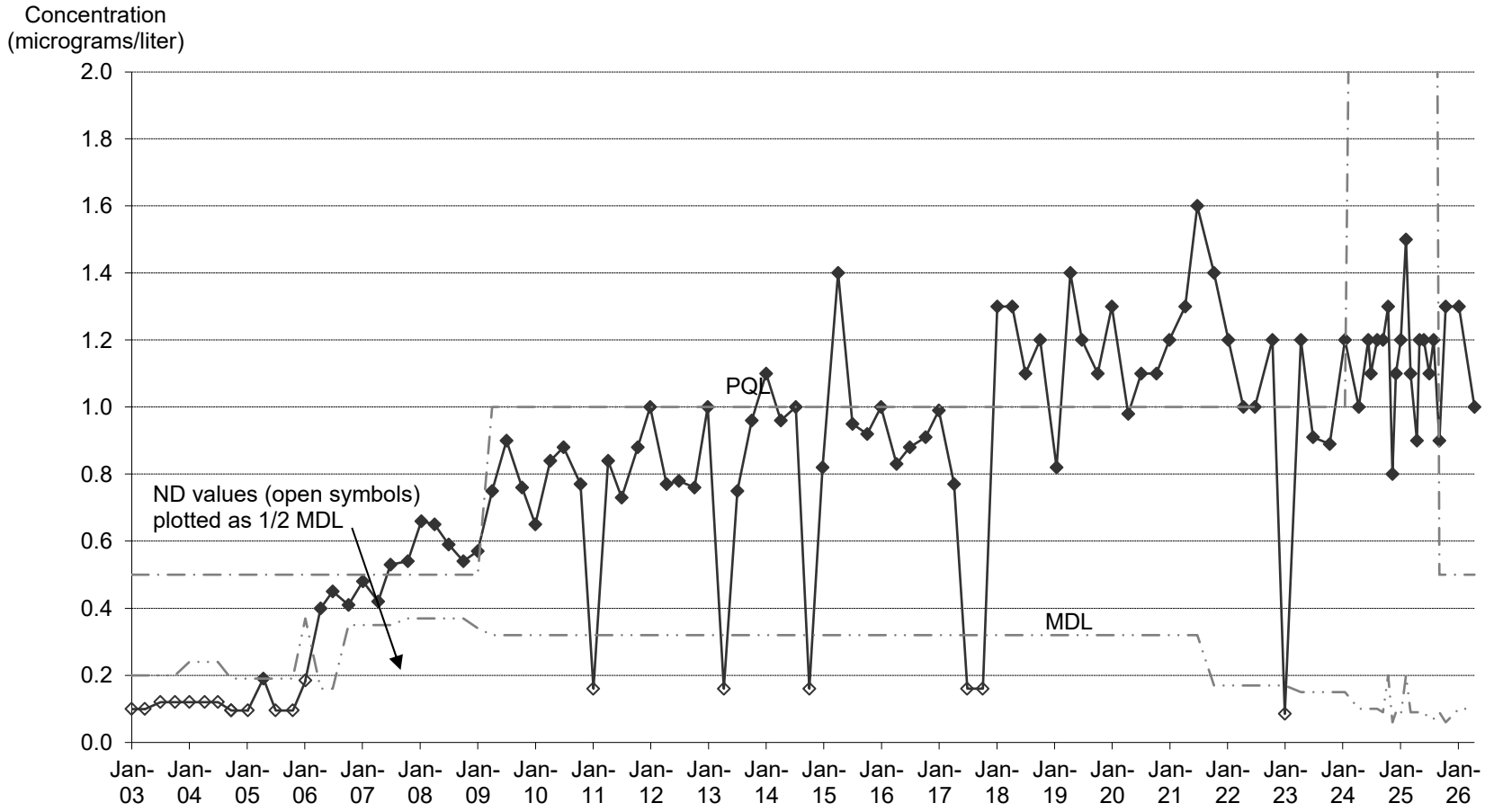

Figure E-3
Tetrachloroethene (PCE)
Well DW-16
Time Series Plot

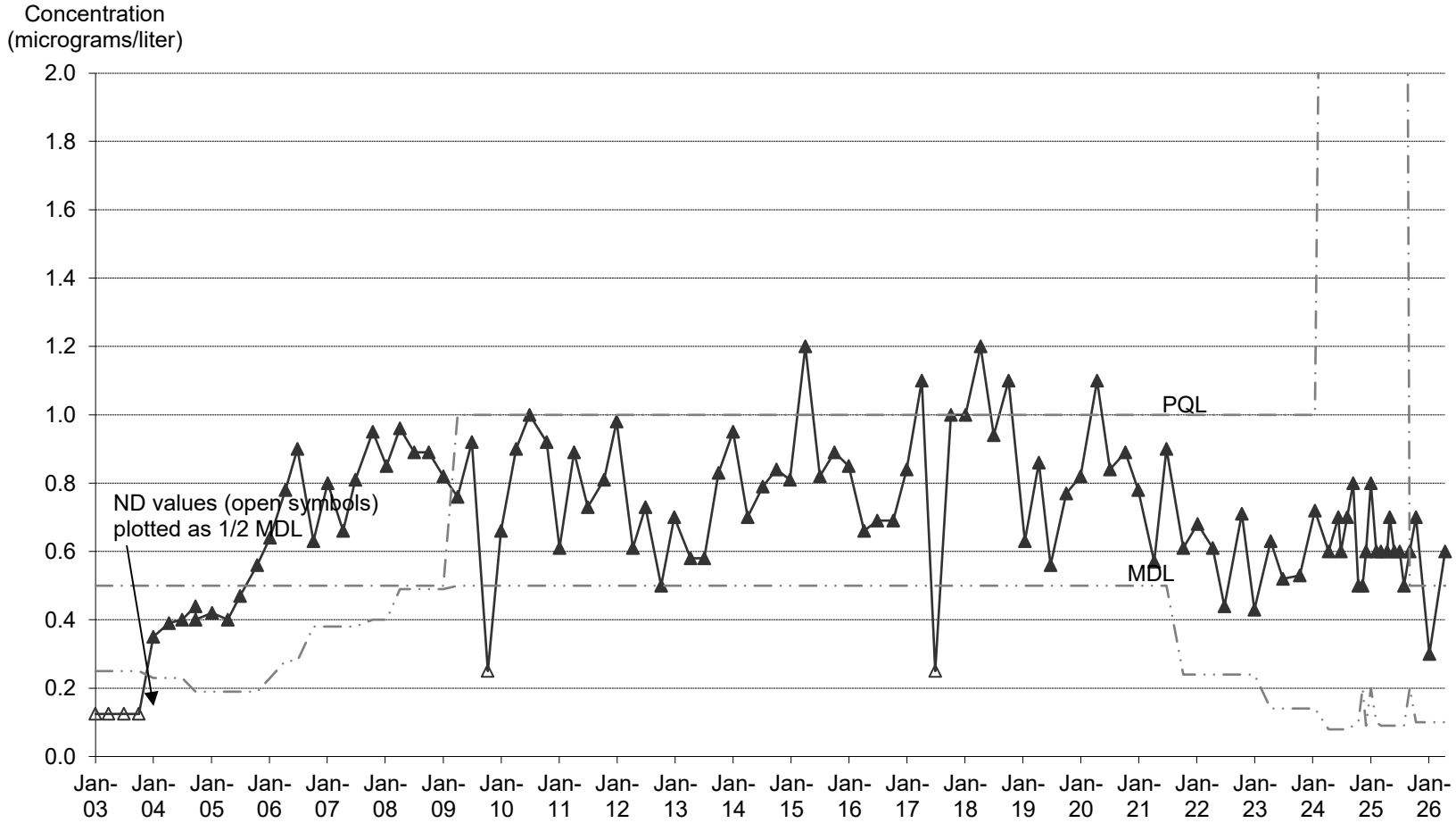

Figure E-4
Trichloroethene (TCE)
Well DW-16
Time Series Plot

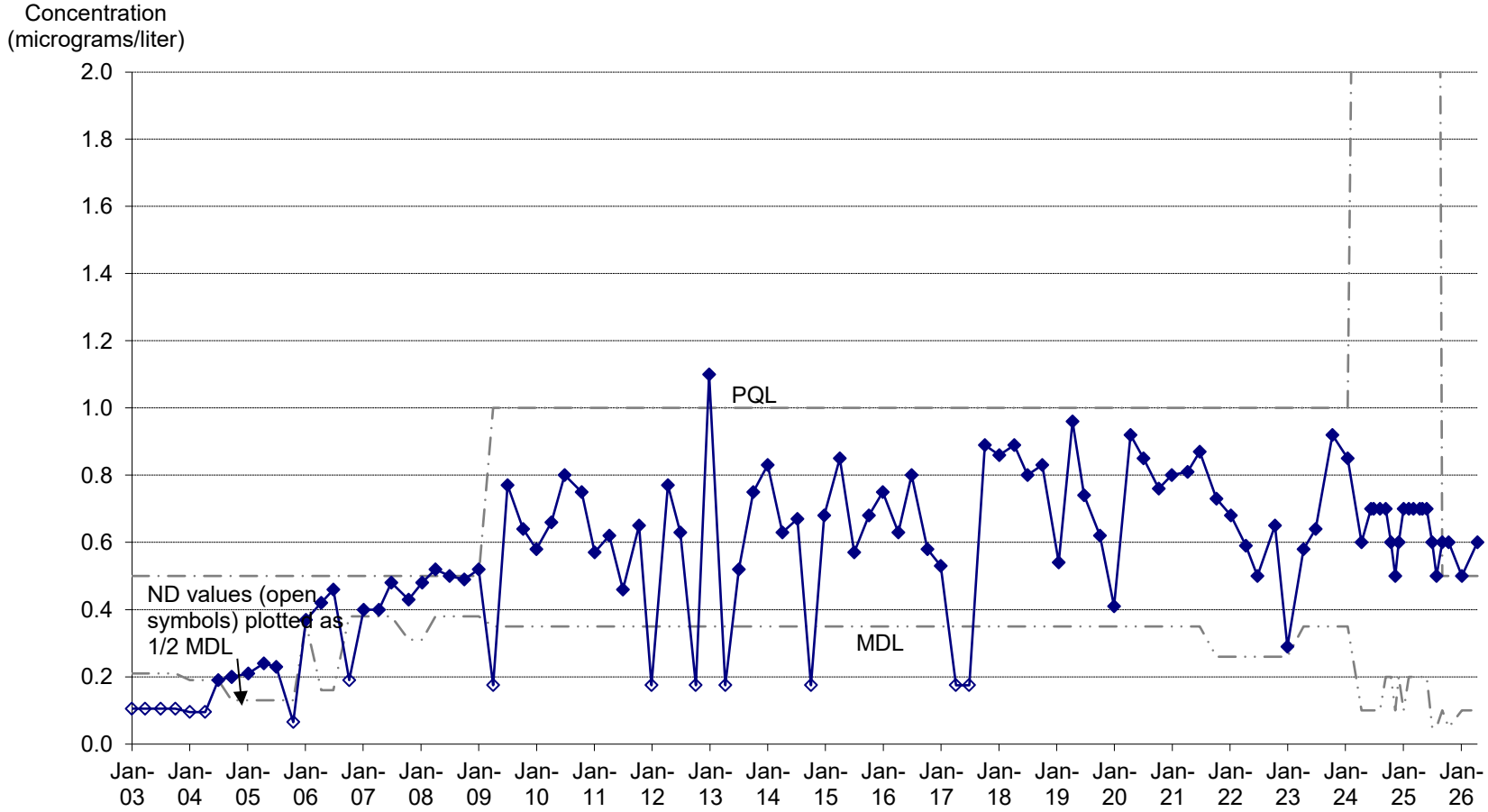

Figure E-5
VOCs Detected
Well DW-1
Time Series Plot

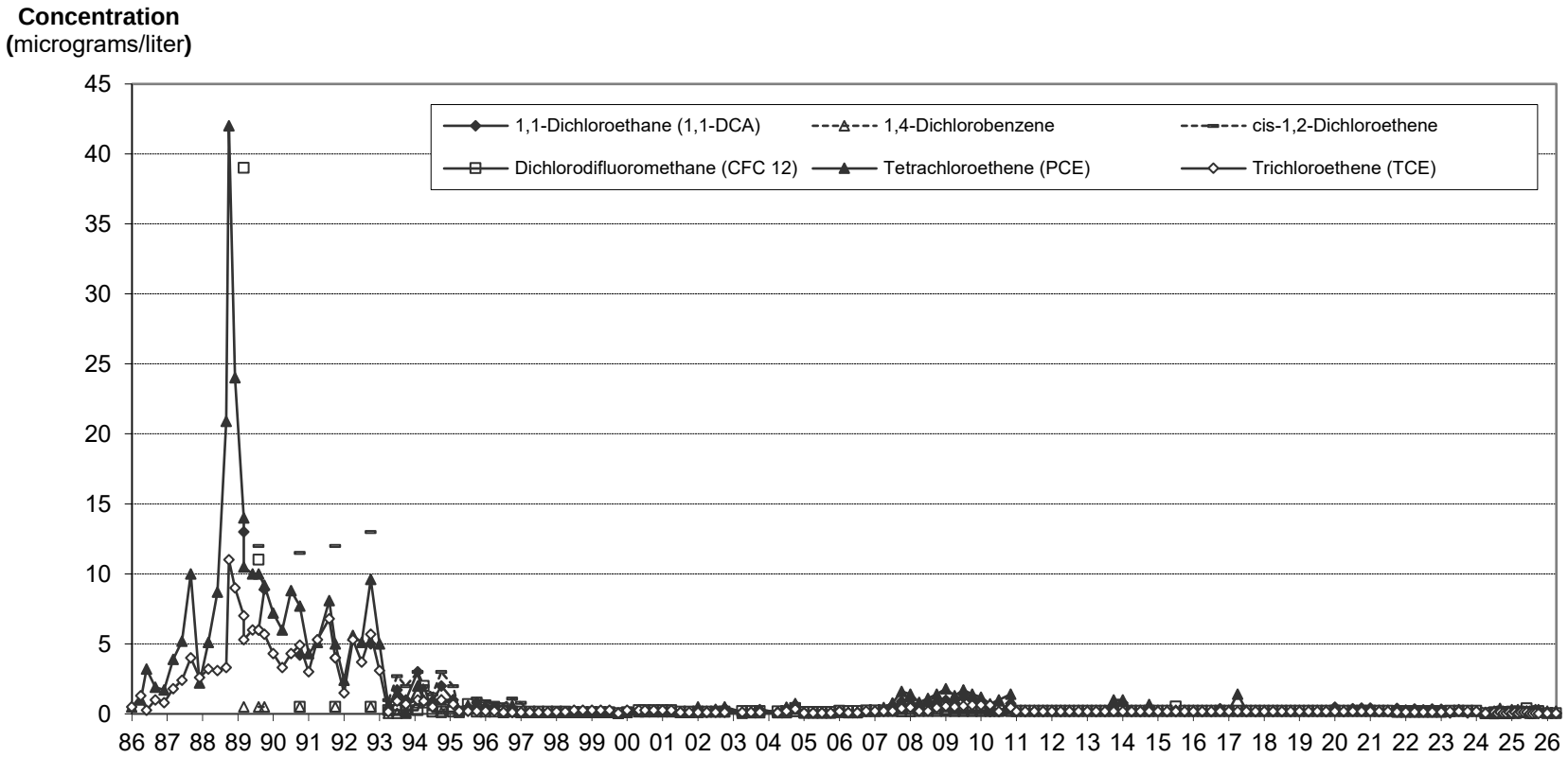

Figure E-6
Dichlorodifluoromethane (CFC 12)
Well DW-1
Time Series Plot

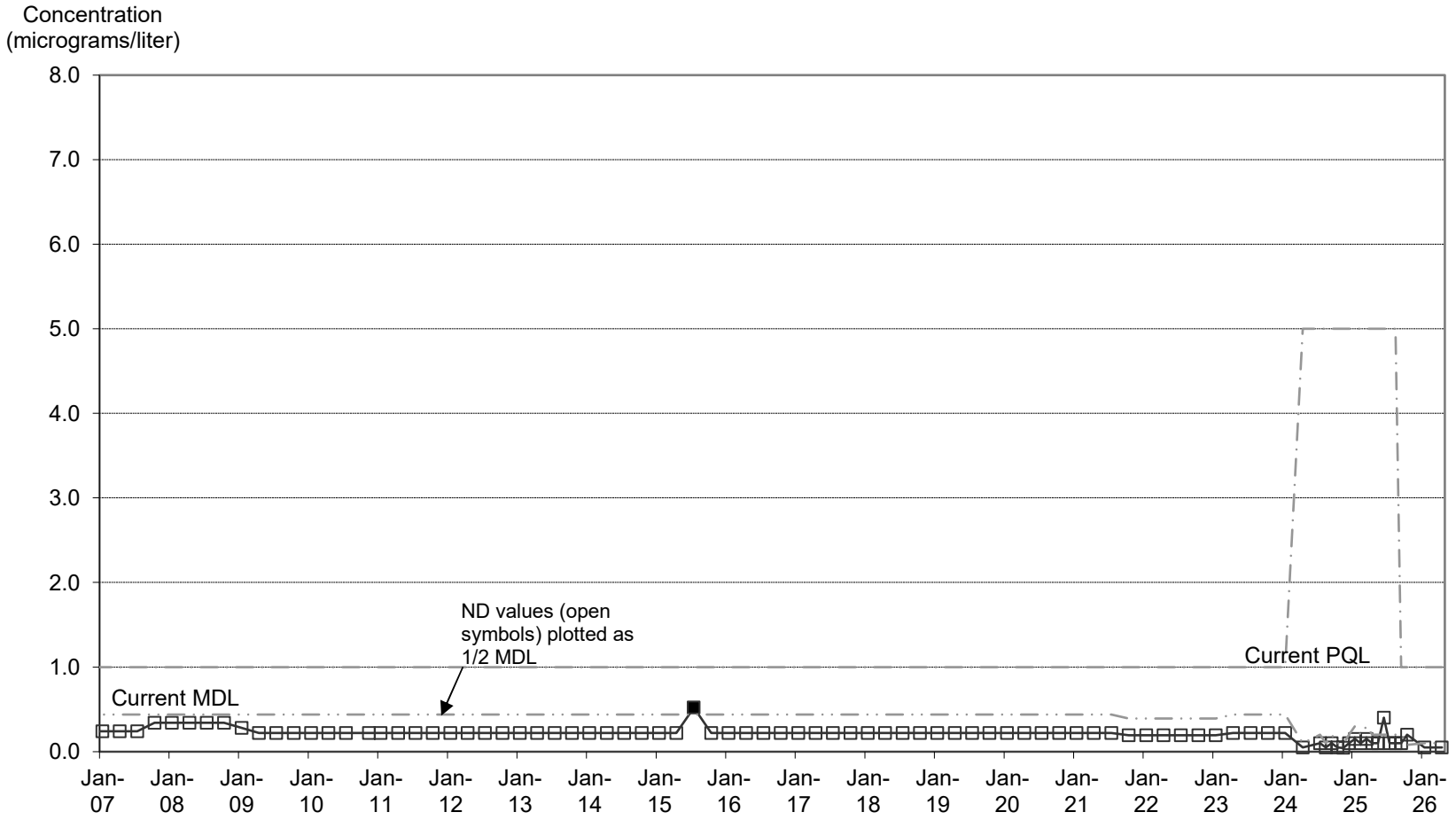

Figure E-7
1,1-Dichloroethane (1,1-DCA)
Well DW-1
Time Series Plot

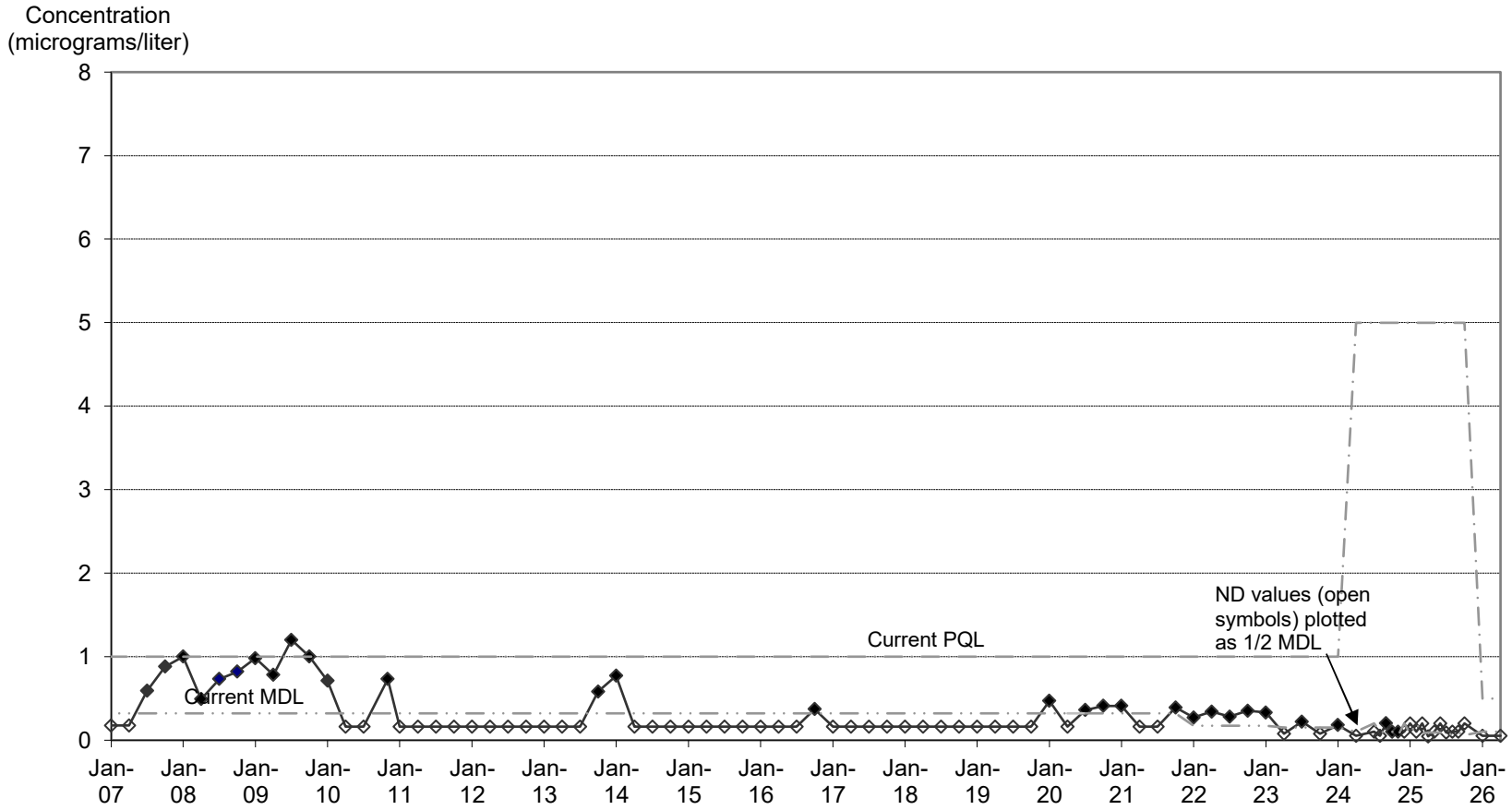

Figure E-8
Tetrachloroethene (PCE)
Well DW-1
Time Series Plot

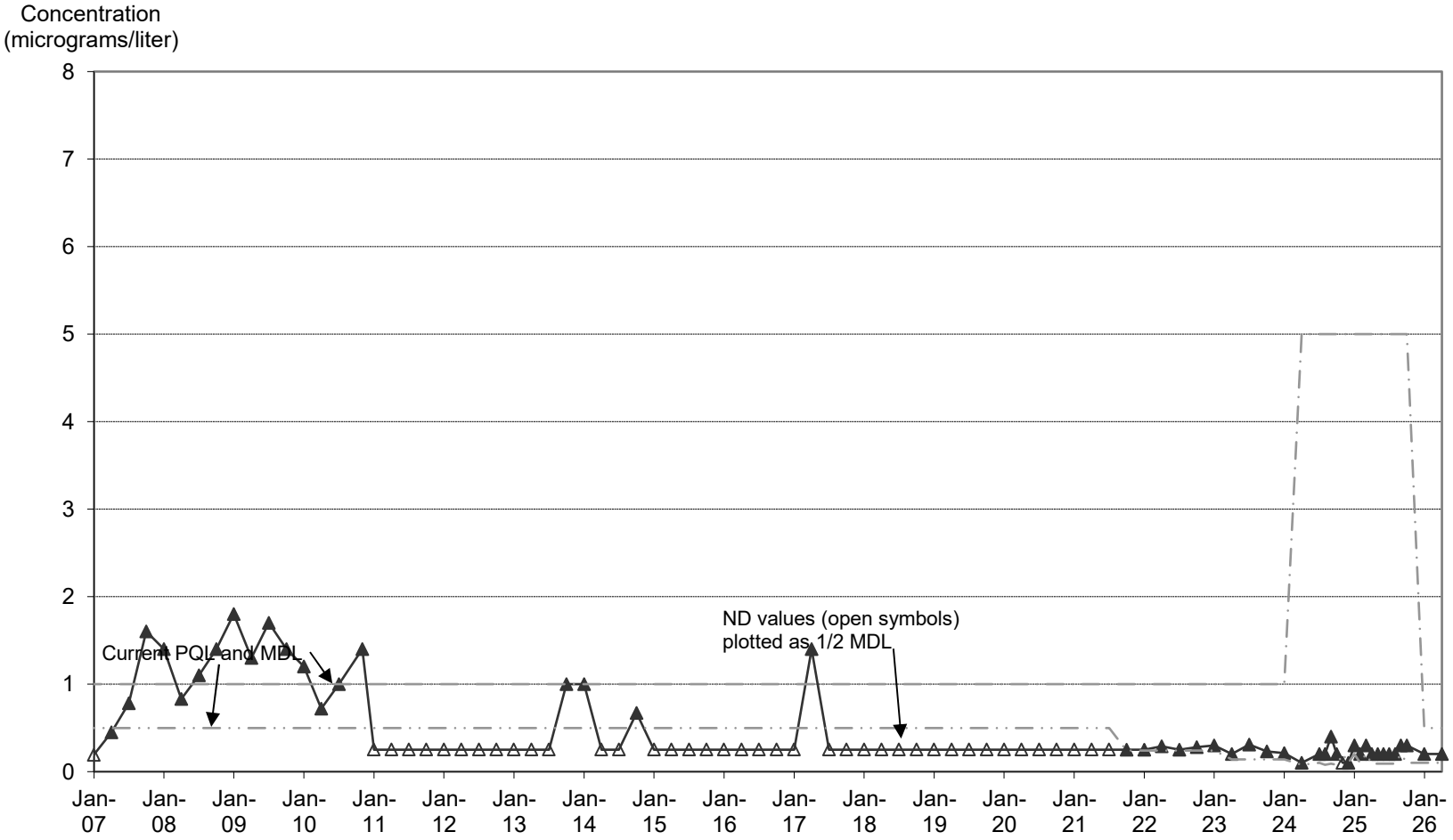

Figure E-9
Trichloroethene (TCE)
Well DW-1
Time Series Plot

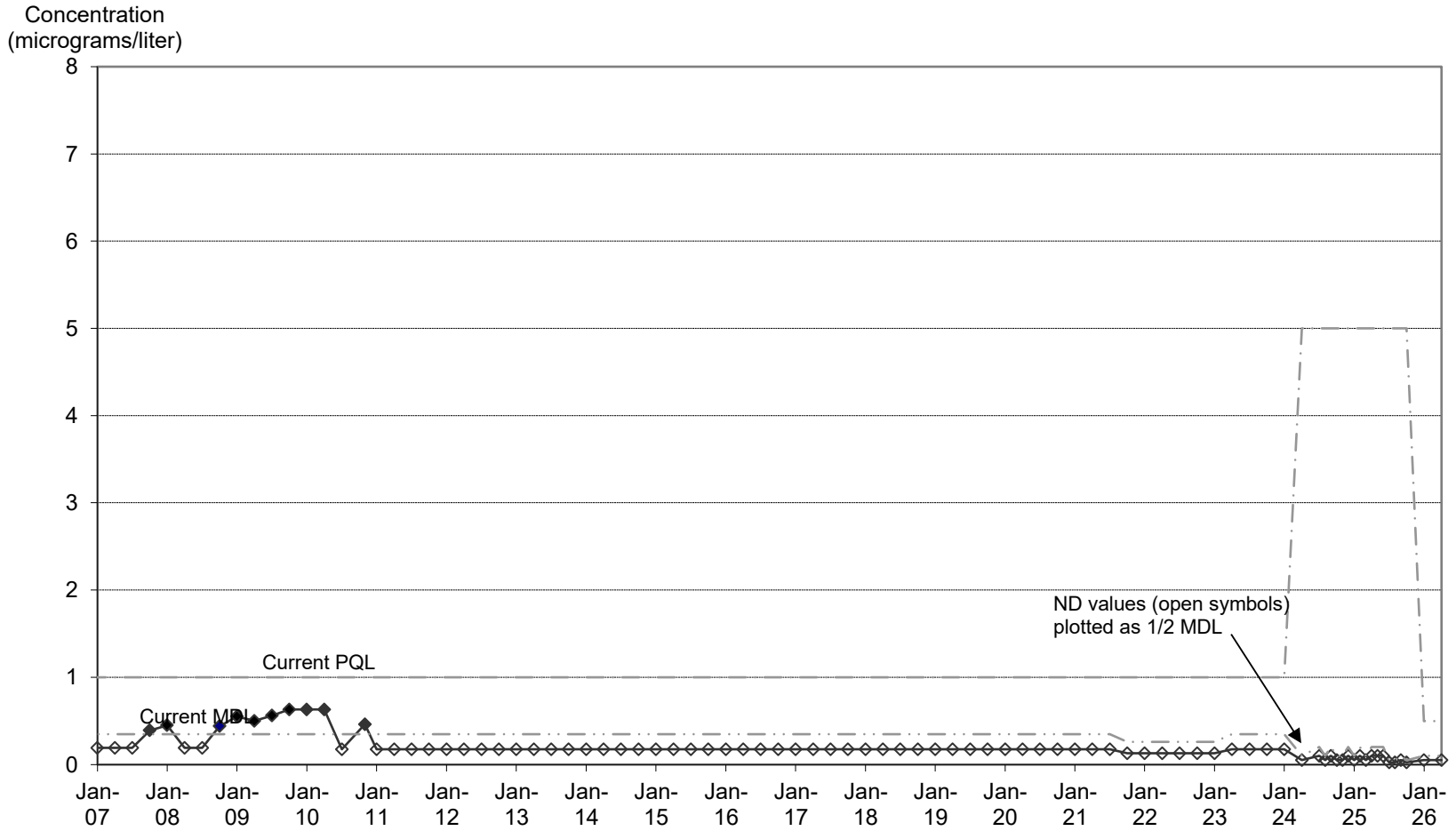

Figure E-10
1,4-Dichlorobenzene
Well DW-1
Time Series Plot

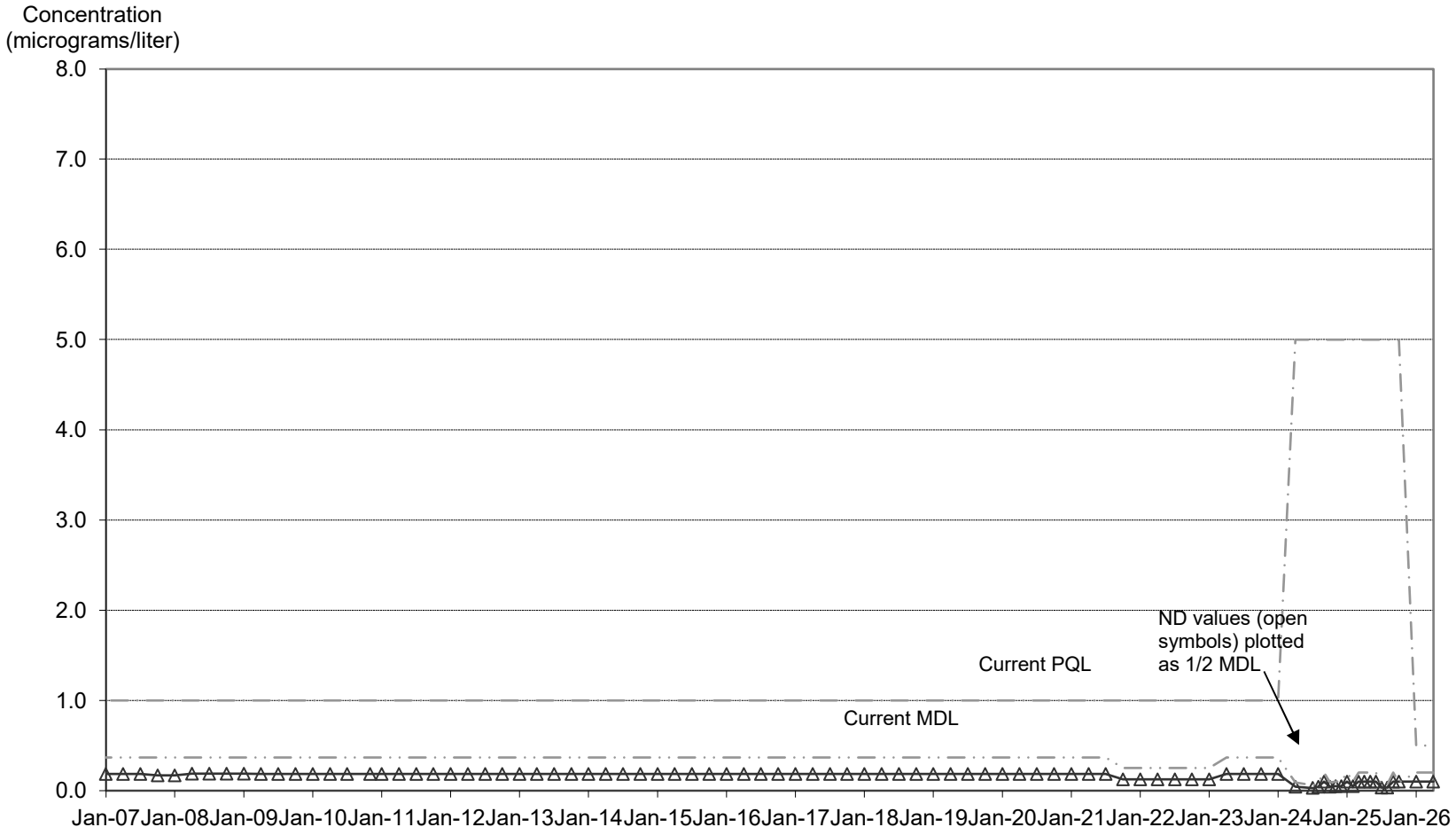

Figure E-11
cis-1,2-Dichloroethene
Well DW-1
Time Series Plot

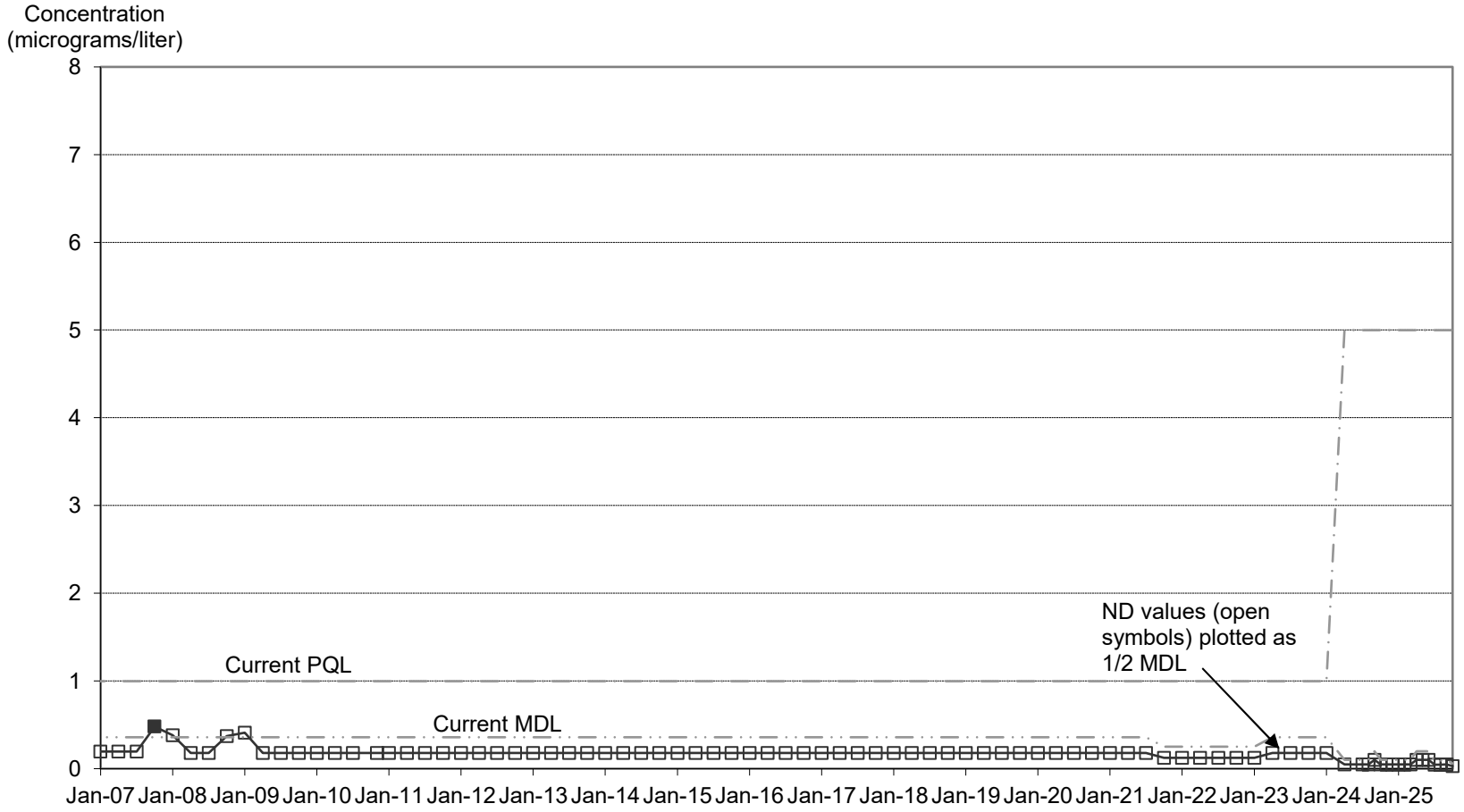

Figure E-12
VOCs Detected
Well DW-3
Time Series Plot

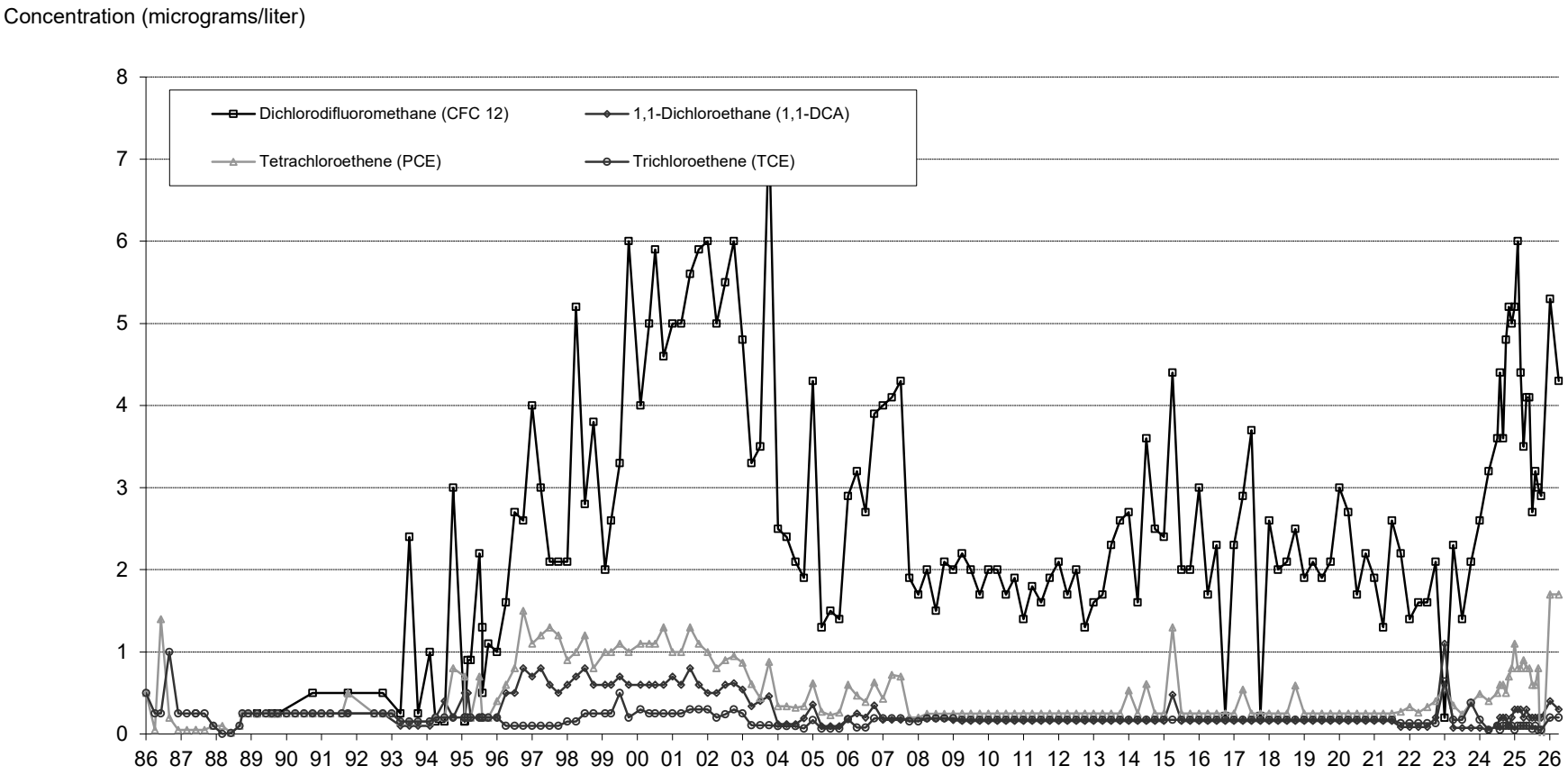

Figure E-13
Dichlorodifluoromethane (CFC 12)
Well DW-3
Time Series Plot

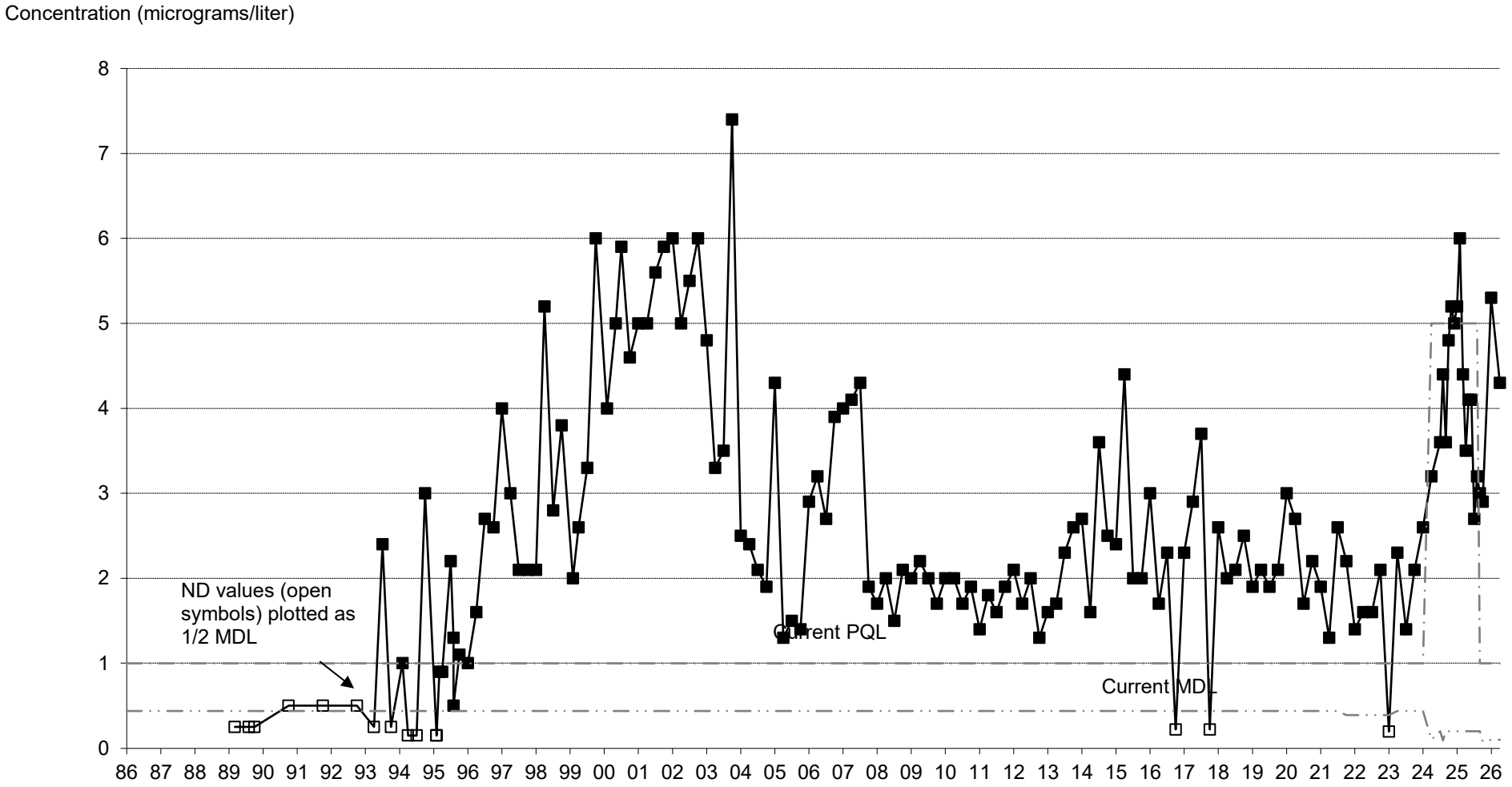

Figure E-14
1,1-Dichloroethane (1,1-DCA)
Well DW-3
Time Series Plot

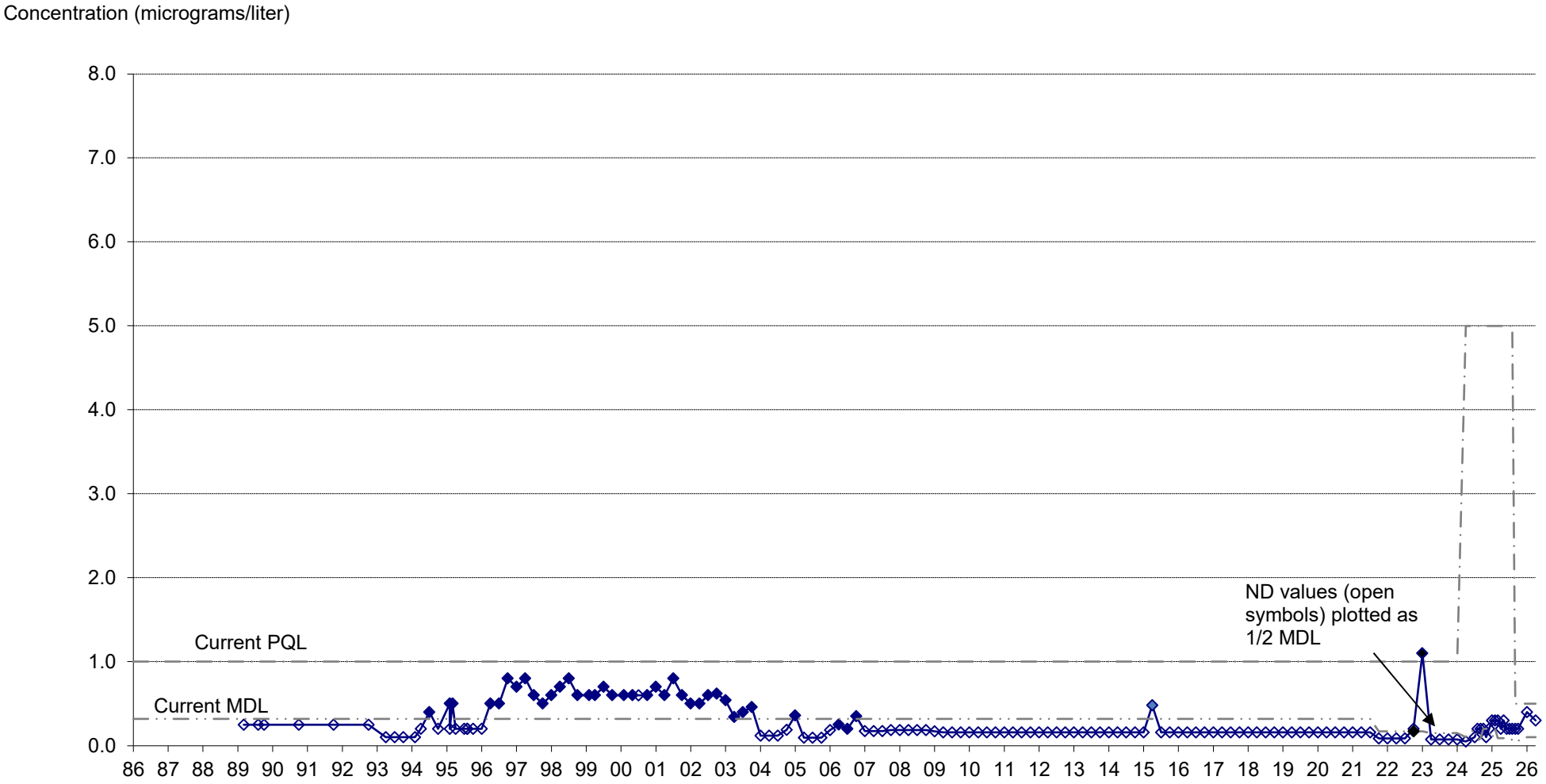

Figure E-15
Tetrachloroethene (PCE)
Well DW-3
Time Series Plot

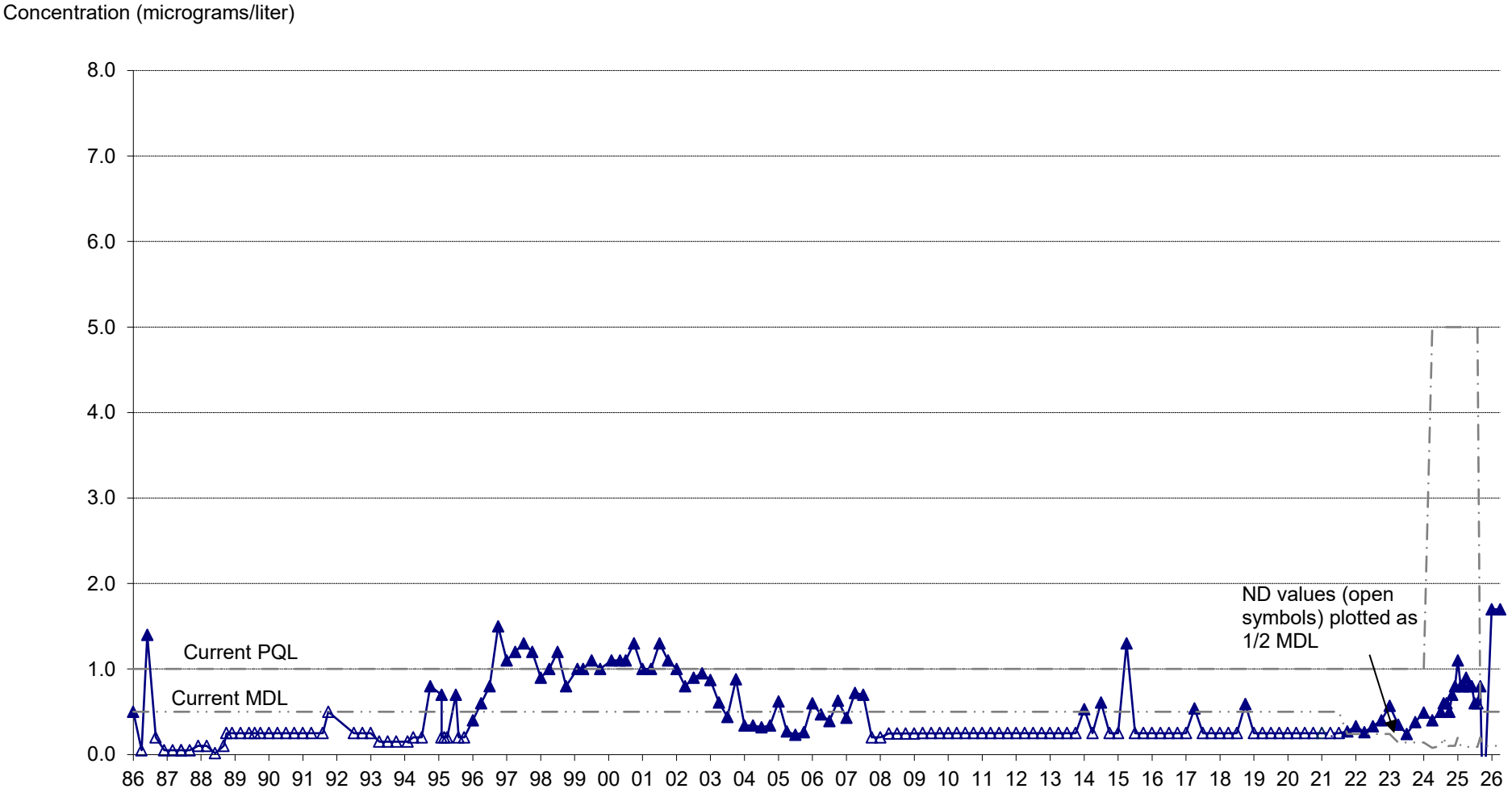

Figure E-16
Trichloroethene (TCE)
Well DW-3
Time Series Plot

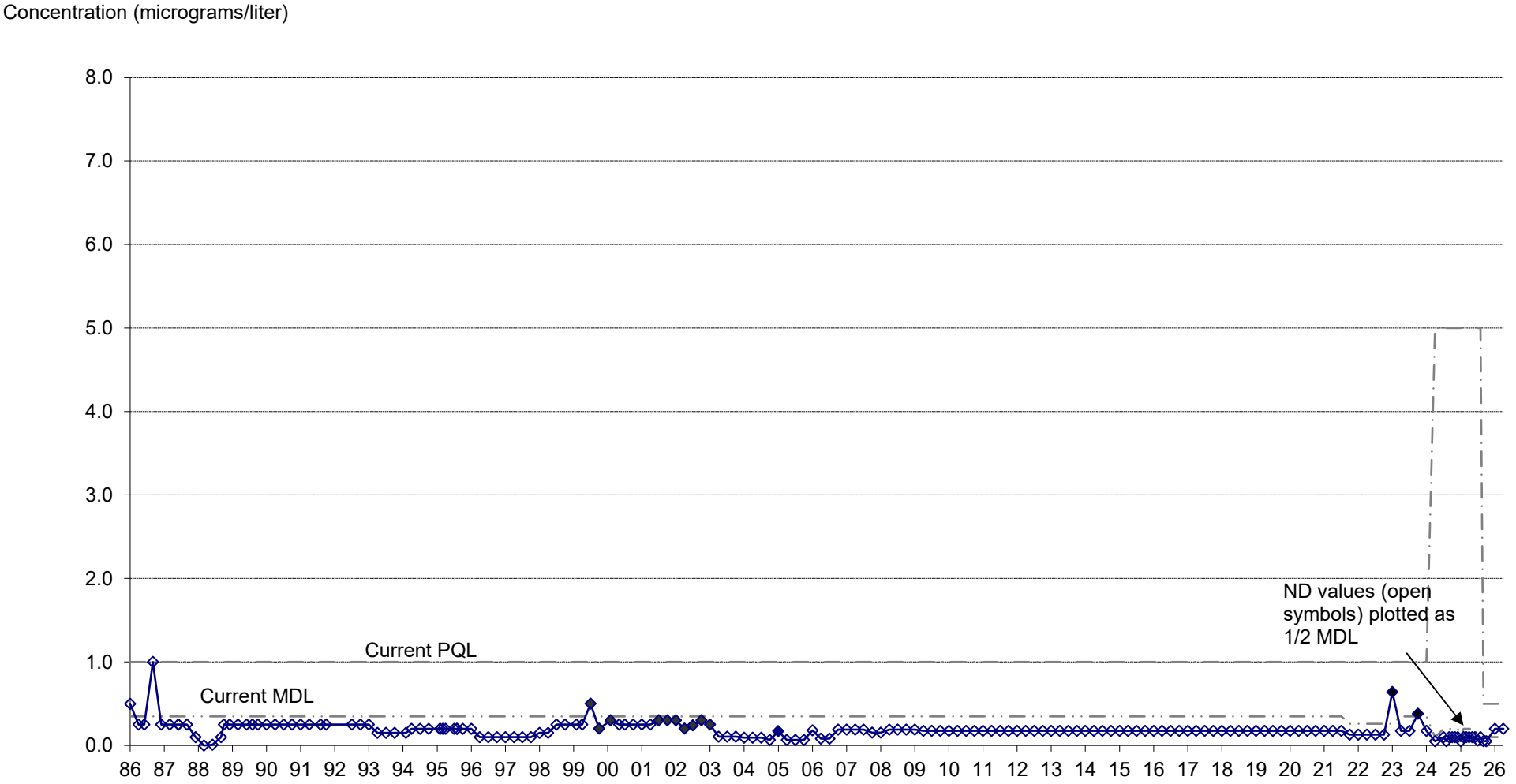

APPENDIX F

LANDFILL GAS MONITORING REPORTS

CHIQUITA CANYON
A Waste Connections Company

February 8, 2026

Mr. Jack Chen
South Coast Air Quality Management District
21865 E. Copley Dr.
Diamond Bar, CA 91765

RE: Chiquita Canyon Landfill Rule 1150.1
Quarterly Report – October, November, December 2025

Dear Mr. Chen,

Please see the enclosed copy of the Q4-2025 Rule 1150.1 Quarterly Monitoring Report for Chiquita Canyon Landfill. Do not hesitate to contact me anytime at 661-812-5846 if you have any questions.

Sincerely,

Kevin Green
District Manager

CHIQUITA CANYON LANDFILL
RULE 1150.1 QUARTERLY MONITORING AND QA/QC REPORTS
OCTOBER-NOVEMBER-DECEMBER 2025

Submitted to:

South Coast Air Quality Management District
the clean air people

21865 East Copley Drive
Diamond Bar, California 91765

Submitted by:

CHIQUITA CANYON LANDFILL
29201 Henry Mayo Drive
Castaic, California 91384

Prepared by:

RES Environmental Inc.

865 Via Lata
Colton, California 92324

February 2026

CHIQUITA CANYON LANDFILL
RULE 1150.1 QUARTERLY MONITORING REPORT
OCTOBER - NOVEMBER - DECEMBER – 2025
TABLE OF CONTENTS

		Page
INTRODUCTION		1-2
MONITORING RESULTS		
	Instantaneous Surface Monitoring Program	3-5
	Integrated Surface Sampling Program	5-8
	Ambient Air Sampling Program	8-9
	Landfill Gas Sampling Program	9
	Rule 431.1 Sampling and Results	9-10
	Perimeter Probe Sampling Program	10-12

TABLES

Table		
1	Instantaneous Monitoring Analysis (October, November, & December)	13-45
2	Integrated Surface Sampling Summary Analysis (October, November, & December)	46-83
3	Integrated Surface Sampling Analysis	84-108
4	Ambient Air Sampling Results	109-111
5	One Day Ambient Air Wind Rose	112-115
6	Landfill Gas Sampling Results	116-120
7	Perimeter Probe Monitoring (October, November, & December)	121-132
8	Probe Analysis	133-138
9	Chiquita Canyon Landfill Probe Readings (SCS)	139-182
10	Sox Emissions for 2025	183-188

CHIQUITA CANYON LANDFILL
RULE 1150.1 QUARTERLY MONITORING REPORT
OCTOBER - NOVEMBER - DECEMBER – 2025
TABLE OF CONTENTS
(Continued)

EXHIBITS

Exhibit		Page
I	Rule 1150.1 Site Monitoring Maps	189
II	Instantaneous Grids over 500 ppm Map (October, November, & December)	190-198
II	Instantaneous Grids over 200-499 ppm Map (October, November, & December)	199-207
II	Grids over 25 ppm Integrated Monitoring Map (October, November, & December)	208-216

CHIQUI-TA CANYON
LANDFILL

RULE 1150.1 QUARTERLY MONITORING REPORT
October – November - December 2025

INTRODUCTION

On May 5, 2011, a Rule 1150.1 Alternative Compliance Plan (ACP) for Chiquita Canyon Landfill was submitted to the South Coast Air Quality Management District (SCAQMD) in order to request alternatives to the new monitoring and reporting requirements in the amended Rule 1150.1. In March 2018, the Alternate Rule 1150.1 Compliance Plan for Chiquita Canyon Landfill was finalized and approved. In the final compliance plan, the request for Quarterly Integrated Surface Sampling was not approved and Monthly Integrated Surface Sampling was set in place. From March 2018 to the end of September 2019, Quarterly Integrated Surface Sampling continued to be performed. In September 2019, SCAQMD staff questioned whether Chiquita Canyon Landfill staff should be monitored monthly, and starting in October 2019, Monthly Integrated Surface Sampling was performed per the Rule 1150.1 monitoring permit. The ACP monitoring program dated March 8, 2018 includes the following schedule:

- Monthly Instantaneous Surface Monitoring
- Monthly Integrated Surface Sampling
- Quarterly Ambient Air Monitoring
- Monthly Perimeter Gas Probe Monitoring
- Quarterly Perimeter Probe Sampling
- Quarterly Gas Collection System Sampling
- Continuous Wind Speed and Direction Monitoring

Although the ACP only requires quarterly instantaneous surface monitoring and quarterly perimeter gas probe monitoring, Chiquita Canyon Landfill has voluntarily performed the instantaneous surface monitoring and perimeter gas probe monitoring on a monthly basis in order to take a proactive approach to odors, surface emissions, and landfill gas (LFG) migration. This report includes the additional monitoring data, along with the required information and a summary of any rule exceedances, including a discussion of the corrective actions taken.

On February 4, 2023, Chiquita Canyon Landfill submitted an Ex Parte Emergency Variance application to the SCAQMD Hearing Board due to an elevated Total Reduced Sulfur Concentration in the gas system. Chiquita Canyon Landfill was granted an Emergency Variance

on February 8, 2023. An Interim Variance was approved on February 15, 2023, and the Regular Variance was approved on May 3, 2023. On September 6, 2023, a hearing on a Stipulated Order for Abatement (SOFA) was held pursuant to provisions of California Health and Safety Code 40823 and 42451(a) and District Rule 812. The SOFA was modified on January 17, 2024, March 21, 2024, April 24, 2024, August 27, 2024, November 13, 2024, April 16, 2025, June 24, 2025, and December 9, 2025. Sampling and monitoring conditions of the Abatement Order include weekly colorimetric tube tests for hydrogen sulfide and weekly analytical flare samples for SCAQMD Method 307.91 (reduced sulfur compounds). The site still has to follow Rule 431.1 AMP and because concentrations are above the limits, the site has to monitor/sample daily. Integrated surface sampling is performed at least three times per month, no more than once every 7 days; instantaneous surface monitoring is performed at least three times per month, no more than once every 7 days; cover inspections are performed daily. The site will continue investigations underlining reaction and odor impacts.

Landfill grids were revised in the first quarter of the 2000 Rule 1150.1 compliance report. Originally, the surface of the disposal area was divided into 81, 50,000 square foot sections. Effective April 1, 2000, monitoring grids were increased to 159 50,000 square foot sections. The grid increase was due to a submittal by the Chiquita Canyon Landfill to exempt steep areas of the landfill for testing, which was denied by the SCAQMD. In October 2012, the number of grids increased to 224 due to expansion of landfill operations. On February 23, 2024, the number of grids increased to 253, due to expansion of landfill operations with Cell 6. These numbered monitoring grids are indicated on the Rule 1150.1 site monitoring map in Exhibit I. The protocol and quality control procedures were performed according to the SCAQMD Guidelines for implementation of Rule 1150.1. If elevated concentrations were measured, these conditions were promptly mitigated through system adjustments to the wells or through application and compaction of cover soil.

Meteorological conditions are analyzed daily by RES Environmental, Inc. (RES) with assistance from Chiquita Canyon Staff to schedule sampling tasks on the landfill. Wind direction and wind speeds are recorded continuously throughout the year at a location that represents excellent meteorological exposure to the Chiquita Canyon Landfill. RES is responsible for the implementation of the Rule 1150.1 testing program and the Rule 1150.1 monitoring report. The meteorological station is shown in Exhibit I. Two ambient air samplers are displayed in the same exhibit.

MONITORING RESULTS

Instantaneous Surface Monitoring Program

Instantaneous Surface Monitoring (ISM) was performed using procedures and equipment described in the SCAQMD Guidelines for Implementation of Rule 1150.1, consistent with the Chiquita Canyon Landfill compliance plan. Effective July 2020, a portable flame ionization detector (FID) which meets or exceeds all guideline specifications was used to obtain instantaneous measurements of total organic compounds (TOC) concentrations immediately above the surface of 253 numbered grids. While traversing the disposal area, the detector probe was held within three inches of the landfill surface to obtain the readings. A surface inspection was also performed during monitoring to identify potential cracks in the landfill cover.

During the quarterly monitoring period, ISM was conducted across the full site for four (4) events and within the reaction area for five (5) events.

Reaction Area was performed October 9th, 2025, and eighty-eight (88) grids were monitored. There were fifty-one (51) hot spots over 500 ppm and three (3) spots that ranged from 200 ppm - 499 ppm. All hot spots passed initial 10-day recheck on October 17th, 2025.

Reaction Area was performed on October 16th, 2025, and eighty-eight (88) grids were monitored. There were nineteen (19) hot spots over 500 ppm and two (2) spots that ranged from 200 ppm- 499 ppm. All hot spots passed the initial 10-day recheck on October 23rd, 2025.

Full site sweep was performed on October 20th, 21st, and 22nd, 2025 and two hundred and forty-eight (248) grids were monitored. Five (5) grids were not monitored due to active construction. There were sixty-six (66) hot spots over 500 ppm and five (5) spots that ranged from 200 ppm – 499 ppm. All hot spots passed the initial 10-day recheck on October 29th, 2025.

Full site sweep was performed on November 3rd, 4th, and 5th, 2025 and two hundred and fifty-one (251) grids were monitored. Two (2) grids were not monitored due to active construction. There were seventy-seven (77) hot spots over 500 ppm and nine (9) hot spots that ranged from 200 ppm - 499 ppm. All hot spots passed the initial 10-day recheck on November 11th, 2025.

Reaction Area was performed on November 11th and 12th, 2025, and eighty-seven (87) grids were monitored. One (1) grid was not monitored due to active construction. There

were twenty (20) hot spots over 500 ppm and five (1) hot spots that ranged from 200 ppm - 499 ppm. All hot spots passed the initial 10-day recheck on November 19th, 2025.

Full site sweep was performed on November 24th and 25th, 2025 and two hundred and forty-nine (249) grids were monitored. Four (4) grids were not monitored due to active construction. There were twenty-three (23) hot spots over 500 ppm and four (4) spots that ranged from 200 ppm - 400 ppm. All hot spots passed the initial 10-day recheck on December 3rd, 2025.

Full site sweep was performed on December 8th, 9th, and 10th, 2025, and two hundred and forty-three (243) grids were monitored. Ten (10) grids were not monitored due to active construction. There were seventy-two (72) hot spots over 500 ppm and eight (8) spots that ranged from 200 ppm - 499 ppm. All hot spots passed the initial 10-day recheck on December 18th, 2025.

Reaction Area was performed on December 16th, 2025 and eighty-four (84) grids were monitored. Four (4) grids were not monitored due to active construction. There were twenty-five (25) hot spots over 500 ppm and two (2) spot that ranged from 200 ppm - 499 ppm. All hot spots passed the initial 10-day recheck on December 23rd, 2025.

Reaction Area was performed on December 22nd, 2025 and eighty-four (84) grids were monitored. Four (4) grids were not monitored due to active construction. There were seventeen (17) hot spots over 500 ppm and one (1) that ranged from 200 ppm - 499 ppm. All hot spots passed the initial 10-day recheck on December 29th, 2025.

The ISM conducted during the quarter showed three hundred and seventy (370) spots over 500 ppm, measured as methane. One hundred and thirty-six (136) spots were detected in October 2025, one hundred and twenty (120) spots were detected in November 2025, and one hundred and fourteen (114) spots were detected in December 2025; these spots were re-monitored and cleared within the first or second 10-day period as allowed by the Rule 1150.1 guideline. There were 34 grids that were not monitored due to proximity to active construction. A table has been added showing the original inspection date, re-monitoring date, and remediation method(s) for all grids over 500 ppm.

The ISM conducted during the quarter showed thirty-four (34) spots that ranged from 200 ppm - 499 ppm, measured as methane. Nine (9) spots were detected in October 2025, fourteen (14) spots were detected in November 2025, and eleven (11) spots were detected in December 2025; these spots were re-monitored and cleared within the first or second 10-day period as allowed by the Rule 1150.1 guideline. A table has been added showing the original inspection date, re-monitoring date, and remediation method(s) for all grids that ranged from 200 ppm- 499ppm.

All field sheets, laboratory analysis, chain-of-custody and calibration reports will be maintained and available for five years at the Chiquita Canyon Landfill.

Integrated Surface Sampling Program (ISS)

Integrated surface sampling (ISS) equipment, field protocol, and Quality Assurance (QA) procedures used in this program were derived from the SCAQMD Guidelines for Implementation of Rule 1150.1, in accordance with the compliance plan for the Chiquita Canyon Landfill. An RES technician sampled each grid using the typical walk pattern and collection rate specified in the guidelines. Each Tedlar bag sample was purged three times with ultra-pure nitrogen and enclosed in a light-sealed box.

In the quarterly monitoring period, ISS was performed on the Full Site for four (4) events and on the Reaction Area for five (5) events.

Reaction Area was performed on October 7th and 8th, 2025, and eighty-eight (88) grids were monitored. There were twelve (12) grids that exceeded 25 ppm during this event. All grids passed the initial 10-day recheck on October 17th, 2025.

Full site sweep was performed on October 13th, 16th, 17th, and 18th, 2025, and two hundred and forty-nine (249) grids were monitored. Four (4) grids were not monitored due to active construction. There were seven (7) grids that exceeded 25 ppm during this event. All grids passed the initial 10-day recheck on October 23rd, 2025.

Full site sweep was performed on October 27th, 30th, and 31st, 2025 and two hundred and fifty-three (253) grids were monitored. There were eighteen (18) grids that exceeded 25 ppm during this event. All grids passed the initial 10-day recheck on November 5th, 2025.

Reaction Area was performed on November 5th and 6th, 2025, and eighty-eight (88) grids were monitored. There were eight (8) grids that exceeded 25 ppm during this event. All grids passed the initial 10-day recheck on November 13th, 2025.

Reaction Area was performed on November 10th and 11th, 2025 and eighty-eight (88) grids were monitored. There were three (3) grids that exceeded 25 ppm during this event. All grids passed the initial 10-day recheck on November 20th, 2025.

Full site sweep was performed on November 18th, 19th, and 20th, 2025 and two hundred and forty-nine (249) grids were monitored. Four (4) grids were not monitored due to active

construction. There were five (5) grids that exceeded 25 ppm during this event. All grids passed the initial 10-day recheck on November 25th, 2025.

Full site sweep was performed on December 1st, 2nd, 3rd, and 4th, 2025, and two hundred and forty-two (242) grids were monitored. Eleven (11) grids were not monitored due to active construction. There were three (3) grids that exceeded 25 ppm during this event. All grids passed the initial 10-day recheck on December 10th, 2025.

Reaction Area was performed on December 10th and 11th, 2025, and eighty-four (84) grids were monitored. Four (4) grids were not monitored due to active construction. There were three (3) grids that exceeded 25 ppm during this event. All grids passed the initial 10-day recheck on December 18th, 2025.

Reaction Area was performed on December 15th and 16th, 2025, and eighty-four (84) grids were monitored. Four (4) grids were not monitored due to active construction. There were seventeen (17) grids that exceeded 25 ppm during this event. All grids passed the initial 10-day recheck on December 23rd, 2025.

The Integrated Surface Sampling conducted in October, November, and December, 2025 produced seventy-five (75) total grids over 25 ppm.

- October 2025 monitoring reported thirty-seven (37) grids.
- November 2025 monitoring reported fifteen (15) grids.
- December 2025 monitoring reported twenty-three (23) grids.

During the 4th Quarter 2025, a total of twenty-four (24) grids were sent to the Lab.

Nine (9) grids in October 2025; three (3) grids on October 7th, 2025, three (3) grids on October 15th, 2025, and three (3) grids on October 27th, 2025.

Seven (7) grids in November 2025; three (3) grids on November 5th, 2025, two (2) grids on November 11th, 2025, and two (2) grids on November 19th, 2025.

Eight (8) grids in December 2025; three (3) grids on December 1st, 2025, two (2) grids on December 11th, 2025, three (3) grids on December 15th, 2025.

Wind monitoring data recorded at the onsite wind station were reduced to calculate 10-minute average wind speeds for periods when sampling was performed. Each integrated grid sample was collected over a continuous 25-minute period. Based on the 10-minute averages, none of the overall average wind speeds exceeded 10 mph during the 25-minute sampling periods.

Three were selected (Grids 82, 53, and 152) and analyzed for group compounds on October 8th, 2025. Reported methane concentrations in Grid 82 was 45.3 ppm_v, 53 was 40.5 ppm_v,, 152 was 34.8 ppm_v, respectively.

Three samples were selected (Grids 148, 76, and 152) and analyzed for group compounds on October 14th, 2025. Reported methane concentrations in Grid 148 was 62.8 ppm_v, 76 was 30.1 ppm_v, 152 was 124 ppm_v, respectively.

Three samples were selected (Grids 158, 148, and 157) and analyzed for group compounds on October 28th, 2025. Reported methane concentrations in Grid 158 was 60.0 ppm_v, 148 was 28.9 ppm_v, 157 was 68.7 ppm_v, respectively.

Three samples were selected (Grids 53, 148, and 66) and analyzed for group compounds on November 6th, 2025. Reported methane concentrations in Grid 53 was 61.9 ppm_v, 148 was 56.9 ppm_v, and 66 was 38.1 ppm_v, respectively.

Two samples were selected (Grids 212 and 215) and analyzed for group compounds on November 12th, 2025. Reported methane concentrations in Grid 212 was 51.5 ppm_v, and 215 was 33.0 ppm_v, respectively.

Two samples were selected (Grids 37 and 33) and analyzed for group compounds on November 20th, 2025. Reported methane concentrations in Grid 37 was 36.9 ppm_v, and 33 was 28.0 ppm_v, respectively.

Three samples were selected (Grids 153, 178, and 187) and analyzed for group compounds on September 2, 2025. Reported methane concentrations in Grid 153 was 78.0 ppm_v, 178 was 55.2 ppm_v, and 187 was 44.9 ppm_v, respectively.

Three samples were selected (Grids 234, 235, and 236) and analyzed for group compounds on December 2nd, 2025. Reported methane concentrations in Grid 234 was 12.9 ppm_v, 235 was 27.9 ppm_v, and 236 was 12.2 ppm_v, respectively.

Two samples were selected (Grids 208 and 215) and analyzed for group compounds on December 12th, 2025. Reported methane concentrations in Grid 208 was 17.2 ppm_v, and 215 was 50.0 ppm_v, respectively.

Three samples were selected (Grids 145, 88, and 66) and analyzed for group compounds on December 16th, 2025. Reported methane concentrations in Grid 145 was 56.6 ppm_v, 88 was 32.9 ppm_v, and 66 was 64.6 ppm_v, respectively.

Analyses were performed within 72 hours after sampling was conducted. The ISS results are summarized in Table 2. The core group analytical results on the two selected grids are presented in Table 3. Complete laboratory reports, tabulated wind speed summaries, and QA documentation will be maintained and available for five years at the Chiquita Canyon Landfill.

Ambient Air Sampling Program

The ambient air sampling program was designed in accordance with the Guidelines for Implementation of Rule 1150.1 and the compliance plan requirements issued by the SCAQMD. All procedures and equipment used in the program are consistent with guideline specifications. The revised Chiquita Canyon Landfill compliance plan requires the collection of four (4) 12-hour samples located at the landfill perimeter. These 12-hour samples (two each) are representative of the predominant up slope and down slope wind flow patterns during each 12-hour time periods. These two sampling stations are contained in Exhibit I.

These locations were selected based upon evaluation of current and historic wind monitoring data collected on site. Sampling stations are positioned to provide good meteorological exposure to the predominant up slope flows and anticipated nighttime local air drainage patterns typically encountered at this site.

Ambient air samplers used at the Chiquita Canyon Landfill were constructed, installed, and operated to meet SCAQMD design criteria and performance specifications published in the Rule 1150.1 guidelines. Light-sealed boxes containing individual 10-liter Tedlar sample bags were housed within each sampling station enclosure. The quarterly Ambient Air Monitoring Program was initiated on October 9th, 2025. Samples were collected over a period of 12 consecutive hours, with a start/stop time of approximately 9:00 A.M. to 9:00 P.M. and 9:00 P.M. to 9:00 A.M. the next day. After collection, the air samples were delivered to the AtmAA Laboratory to be analyzed for concentrations of methane, total TGNMOs, and core group compounds. Analyses were performed within 72 hours after sampling was concluded.

The concentrations of Rule 1150.1 core group compounds reported for each ambient air sample are presented in Table 4. A 24-hour wind rose is illustrated in Table 5. The complete analytical reports, hourly wind speed and direction summaries and QA records for the ambient air sampling program will be preserved for reviewing at a minimum of five years at the Chiquita Canyon Landfill.

Four samples were selected (AA-1, AA-2, AA-3, and AA-4) and analyzed for group compounds on October 9th, 2025. Reported methane concentrations in AA-1 was 1.43 ppm_v, AA-2 was 1.37 ppm_v, AA-3 was 2.17 ppm_v, and AA-4 was 1.98 ppm_v.

Landfill Gas Sampling Program

During the fourth quarter (October, November, and December 2025) one Landfill gas sample was taken from the main gas transmission header line entering the Flare on December 18, 2025. Using the direct-pump procedure described in EPA Method 25, the gas sample for the month was collected into a 10-liter Tedlar bag over a continuous 10-minute period. The Landfill gas sample was submitted to the AtmAA Laboratory to be analyzed for methane, total TGNMOs and Rule 1150.1 core group components, as well as fixed gases (oxygen, nitrogen and carbon dioxide). The laboratory results reported that the composite landfill gas sample contained methane at a concentration of 26.15 percent by volume in September 2025. Results of the core group compound analysis for landfill gas are reported in Table 6. QA documentation and analytical reports for this quarterly monitoring event will be preserved for reviewing for five years at the Chiquita Canyon Landfill.

Rule 431.1 Sampling and Results

In accordance with Chiquita Canyon Landfill's Rule 431.1 Alternative Monitoring Plan, colorimetric tube samples for H_2S are taken and recorded daily from Flare 1. In addition, gas samples are collected from Flare 1 quarterly and analyzed for H_2S by AtmAA Laboratory. The gas sample for fourth quarter 2025 was collected on December 18th, 2025. The results of the analysis for H_2S are:

- Flare 1: 6.31 ppm_v

The level of H_2S detected on December 18th, 2025 at Flare 1 was 6.31 ppm_v; therefore Tier IV sampling was initiated. Drager Tube monitoring was performed for H_2S on October 22nd, 2025, and the results was 15 ppm_v. Drager Tube monitoring was performed on November 11th, 2025, and the results was 10 ppm_v. Drager Tube monitoring was performed on December 18th, 2025, and the results was 5 ppm_v. Sampling and analysis are currently being performed for H_2S at Flare 1 as required by the sites Rule 431.1 permit.

CHIQUITA CANYON LANDFILL 4th QUARTER 2025 Flare H_2S RESULTS				
DATE	**H2S**	**UNITS**	**SAMPLE TYPE**	**TIER**
10-22-25	15	PPMv	Drager Tube	Start Tier IV
11-11-25	10	PPMv	Drager Tube	Start Tier IV
12-18-25	5	PPMv	Drager Tube	Start Tier IV
12-18-25	6.31	PPMv	Laboratory	Start Tier IV

Due to the SOFA, additional daily Drager Tube and SCAQMD Method 307.91 sampling results were required. These results are included in the monthly SOFA reports submitted to the SCAQMD.

Perimeter Probe Sampling Program

The existing perimeter gas migration monitoring network used for Rule 1150.1 compliance at the Chiquita Canyon Landfill consists of 14 multiple-depth probes located along the perimeter of the landfill, as indicated in the Rule 1150.1 site monitoring map in Exhibit I.

An approved portable gas monitoring instrument was used to measure the concentration of TOC's expressed as ppm_v of methane by volume, within each probe casing. The fourth quarter 2025 probe monitoring events were conducted on October 22nd, November 11th, and December 22nd. Title 27 probe monitoring was completed on November 11th and 12th.

October 22nd, 2025 **(1150.1)** perimeter probe monitoring event produced one (1) probe over 5% methane. GP-13; depth 58 feet showed 11.2% methane, depth 87 feet showed 8.6% methane. **(1150.1)** The 1st 10 day re-monitoring for October was done on October 31st, 2025, for probe number GP-13; depth 58 feet showed 2.2% methane, depth 87 feet showed 5.2% methane. The 2nd 10-Day re-monitoring for the October **(1150.1)** event was done on November 11th, 2025, for probe number GP-13; depth 87 feet showed 5.6% methane.

November 11th, 2025 **(1150.1)** perimeter probe monitoring event produced no probes over 5% methane.

November 11th and 12th, 2025 **(Title 27)** perimeter probe monitoring event produced one (1) probe over 5% methane. GP-15; depth 40 feet showed 8.3% methane and depth 60 feet showed 18.8% methane. The 1st 10-Day re-monitoring for the November 11th and 12th, 2025 **(Title 27)** event was done on November 21st, 2025, for probe number GP-15; depth 40 feet showed 8.4% methane and depth feet 60 showed 19.2% methane. The 2nd 10-Day re-monitoring for the November 11th and 12th, 2025 **(Title 27)** event was done on December 1st, 2025, for probe number GP-15; depth 40 feet showed 8.9% methane and depth 60 feet showed 20.0% methane.

December 22nd, 2025 **(1150.1)** perimeter probe monitoring event produced no probes over 5% methane.

October 23rd, 2025 **(1150.1)** GP-13 probe monitoring produced 113,100 ppm_v methane at 58 feet, and GP-13 probe monitoring produced 87,400 ppm_v methane at 87 feet.

November 12th, 2025 **(Title 27)** GP-15 probe monitoring produced 82,600 ppm_v methane at 40 feet, and GP-15 probe monitoring produced 174,600 ppm_v methane at 60 feet.

The following tables show new wells that were installed as part of the 45-day remediation for the above-mentioned probes during the reporting period. New wells and SVE well are planned for further installation and will be reported in the next quarterly report.

Date of Start Up	Well ID
10/2/2025	H-2308S
10/2/2025	CV-25100D
10/2/2025	CV-25100S
10/2/2025	CV-25101D
10/2/2025	CV-25101S
10/2/2025	H-2301W
10/5/2025	CV-2563
10/8/2025	H-2401S
10/26/2025	CV-2521
10/30/2025	CV-2536
11/4/2025	CV-2535
11/6/2025	CV-2533
11/11/2025	FP-050
11/11/2025	FP-051
11/12/2025	CV-24182
11/12/2025	CV-2565
11/12/2025	CV-2568
11/12/2025	CV-2569
11/12/2025	CV-2570
11/24/2025	CV-2566
11/25/2025	CV-2567
12/4/2025	FP-052
12/7/2025	FP-010
12/7/2025	FP-053
12/11/2025	CV-2517
12/11/2025	CV-2518
12/16/2025	CV-2551
12/16/2025	CV-25107S
12/16/2025	CV-25107D
12/17/2025	CV-2538
12/17/2025	CV-2539
12/17/2025	CV-2572

Date of Start Up	Well ID
12/17/2025	FP-054
12/18/2025	CV-25105S
12/18/2025	CV-25105D
12/22/2025	CV-2560
12/22/2025	CV-25102
12/22/2025	CV-25103
12/30/2025	CV-2519
12/30/2025	CV-2520
12/30/2025	CV-2522
12/30/2025	CV-2561

In the fourth quarter, probe monitoring was performed in October, November, and December 2025. The 14 multiple-depth probe analyses are reported in Table 7. Core group compound results are provided in Table 8. Field monitoring logs, analytical reports, and QA documentation will be maintained for a minimum of five years at the Chiquita Canyon Landfill.

TABLE 1

Instantaneous Monitoring Analysis

Table 1

Chiquita Canyon Landfill Rule 1150.1 4th Quarter Monitoring Report

October 2025 Chiquita Canyon Landfill Instantaneuous Surface Monitoring Reaction Area Sweep (10-9-25)

Grid	Flag	Latitiude	Longitude	Initial Date	Time	Initial Exceedance >500, 200-499 (PPM)	10-Day Corrective Action	First Remonitoring Date (10-days)	Time	PPM	2nd 10-Day Corrective Action	Second Remonitoring Date (10-days)	Time	PPM	30-DayCorrective Action	30 Day Remonitoring Date	Time	PPM
Instantaneuous (Monthly)																		
53				10/9/25		4,923												
	Y43	34.435336	-118.646116	10/9/25	0859	4,923	Moisture Condition, Soil/Dirt Compaction	10/17/25	0923	236					Moisture Condition, Soil/Dirt Compaction	11/6/2025	0830	68.7
	Y44	34.43528999	-118.646102	10/9/25	0901	2,304	Cover Compaction	10/17/25	0923	248					Cover Compaction	11/6/2025	0830	77.1
	B41	34.43547104	-118.64626	10/9/25	0856	203	Flow Increase	10/17/25	0920	18.8								
66				10/9/25		54.10												
76				10/9/25		79.60												
77				10/9/25		98.30												
78				10/9/25		141												
79				10/9/25		103												
80				10/9/25		623												
	Y41	34.43797697	-118.643882	10/9/25	0815	500	Flow Increase	10/17/25	1007	263					Flow Increase	11/6/2025	0906	117
	Y42	34.43807504	-118.643823	10/9/25	0820	623	Flow Increase	10/17/25	1008	310					Flow Increase	11/6/2025	0907	163
81				10/9/25		650												
	Y61	34.43504498	-118.645416	10/9/25	0849	650	Flow Increase	10/17/25	0927	7.7					Flow Increase	11/6/2025	0832	21.3
82				10/9/25		23.50												
83				10/9/25		19.75												
88				10/9/25		17.84												
89				10/9/25		900												
	Y68	34.43258699	-118.646696	10/9/25	1033	900	Flow Increase	10/17/25	0759	47.3					Flow Increase	11/6/2025	0722	14.4
	Y69	34.43254299	-118.646163	10/9/25	1039	700	Flow Increase	10/17/25	0801	59.7					Flow Increase	11/6/2025	0723	9.8
90				10/9/25		610												
	Y64	34.43359198	-118.646876	10/9/25	0918	610	Flow Increase	10/17/25	0811	165					Flow Increase	11/6/2025	0744	85.3
96				10/9/25		19.74												
99				10/9/25		23.60												
145				10/9/25		74.60												
146				10/9/25		1,000												
	Y21	34.43597001	-118.647177	10/9/25	0901	1,000	Flow Increase	10/17/25	0835	101					Flow Increase	11/6/2025	0821	54.6
	Y22	34.43618903	-118.647002	10/9/25	0906	1,000	Flow Increase	10/17/25	0904	4.5					Flow Increase	11/6/2025	0823	73.8
147				10/9/25		1,000												
	Y23	34.43543801	-118.646497	10/9/25	0912	1,000	Cover Compaction	10/17/25	0919	32.3					Cover Compaction	11/6/2025	0829	74.7
148				10/9/25		31.60												
	B45	34.43508002	-118.646674	10/9/25	0909	338	Flow Increase	10/17/25	0933	127								
149				10/9/25		500												
	Y62	34.43425801	-118.64611	10/9/25	0901	500	Flow Increase; Cover Compaction	10/17/25	0931	487					Flow Increase; Cover Compaction	11/6/2025	0741	49.2
150				10/9/25		43.10												
151				10/9/25		19.75												
152				10/9/25		1,500												
	Y24	34.43513601	-118.64754	10/9/25	0917	1,500	Moisture Condition, Soil/Dirt Compaction	10/17/25	0942	13.5					Moisture Condition, Soil/Dirt Compaction	11/6/2025	0817	71.1
	Y25	34.43529602	-118.647532	10/9/25	0925	550	Flow Increase	10/17/25	0941	11.6					Flow Increase	11/6/2025	0818	98.6
153				10/9/25		3,025												
	Y46	34.43482303	-118.64772	10/9/25	0929	3,025	Flow Increase	10/17/25	0945	6.6					Flow Increase	11/6/2025	0813	127
	Y47	34.43472899	-118.647408	10/9/25	0933	876	Flow Increase	10/17/25	0944	7.4					Flow Increase	11/6/2025	0815	36.8
	Y48	34.43465397	-118.647728	10/9/25	0940	1,742	Flow Increase	10/17/25	0946	10.2					Flow Increase	11/6/2025	0812	124
154				10/9/25		4,912												
	Y59	34.43403899	-118.647232	10/9/25	1114	1,324	Flow Increase	10/17/25	0951	8.7					Flow Increase	11/6/2025	0751	51.4
	Y60	34.43422901	-118.647369	10/9/25	1117	607	Flow Increase	10/17/25	0949	173					Flow Increase	11/6/2025	0753	20.3
	Y101	34.43415499	-118.647001	10/9/25	1119	4,912	Flow Increase	10/17/25	0952	319					Flow Increase	11/6/2025	0752	314
155				10/9/25		500												
	Y63	34.43377898	-118.646632	10/9/25	0911	500	Flow Increase	10/17/25	0809	56.9					Flow Increase	11/6/2025	0743	98.1
156				10/9/25		29.60												
157				10/9/25		31.79												
158				10/9/25		4,852												
	Y49	34.434587	-118.648097	10/9/25	0945	4,852	Flow Increase	10/17/25	0947	7.1					Flow Increase	11/6/2025	0810	139

Table 1

159				10/9/25		19.84													
160				10/9/25		950													
	Y65	34.43331697	-118.647337	10/9/25	0934	675	Flow Increase	10/17/25	0812	29.7					Flow Increase	11/6/2025	0746	52.1
	Y66	34.43298404	-118.647307	10/9/25	0952	950	Moisture Condition, Soil/Dirt Compaction	10/17/25	0813	14.1					Moisture Condition, Soil/Dirt Compaction	11/6/2025	0747	43.6
161				10/9/25		1,000													
	Y67	34.43255003	-118.647294	10/9/25	1025	1,000	Flow Increase	10/17/25	0758	23.6					Flow Increase	11/6/2025	0720	11.2
162				10/9/25		24.60													
163				10/9/25		31.13													
164				10/9/25		49.60													
165				10/9/25		34.10													
166				10/9/25		9,923													
	Y56	34.43371796	-118.648701	10/9/25	1051	9,923	Flow Increase	10/17/25	0823	30.7								
	Y57	34.43390203	-118.648043	10/9/25	1103	8,645	Flow Increase	10/17/25	0821	156					Flow Increase	11/6/2025	0759	490
	Y58	34.434055	-118.647725	10/9/25	1106	500	Flow Increase	10/17/25	0819	15.2					Flow Increase	11/6/2025	0756	12.8
167				10/9/25		21.60									Flow Increase	11/6/2025	0755	7.2
168				10/9/25		4,912													
	Y55	34.43326903	-118.649346	10/9/25	1037	4,912	Flow Increase	10/17/25	0826	196								
169				10/9/25		3,294									Flow Increase	11/6/2025	0801	477
	Y53	34.43358804	-118.650156	10/9/25	1025	3,294	Flow Increase	10/17/25	0828	111								
170				10/9/25		4,858									Flow Increase	11/6/2025	0803	480
	Y51	34.43407	-118.649205	10/9/25	1002	1,723	Flow Increase	10/17/25	0833	25.2								
	Y52	34.43381896	-118.649466	10/9/25	1013	4,858	Flow Increase	10/17/25	0831	12.3					Flow Increase	11/6/2025	0806	491
	Y54	34.43384101	-118.649647	10/9/25	1018	4,812	Seal Repaired; Flow Increase	10/17/25	0830	12.5					Flow Increase	11/6/2025	0804	452
171				10/9/25		4,856									Seal Repaired; Flow Increase	11/6/2025	0803	454
	Y50	34.43435197	-118.648647	10/9/25	0949	4,856	Flow Increase	10/17/25	0835	16.1								
172				10/9/25		34.60									Flow Increase	11/6/2025	0808	422
173				10/9/25		18.75													
174				10/9/25		24.60													
175				10/9/25		34.70													
176				10/9/25		19.64													
177				10/9/25		21.19													
178				10/9/25		3,114													
	Y11	34.43612197	-118.648736	10/9/25	1136	772	Flow Increase	10/17/25	0852	57.6								
	Y13	34.43589499	-118.648917	10/9/25	1144	2,781	Boot Repaired	10/17/25	0851	5.4					Flow Increase	11/6/2025	0845	212
	Y14	34.43607403	-118.648436	10/9/25	1147	3,114	Flow Increase	10/17/25	0853	5.8					Boot Repaired	11/6/2025	0846	39.1
	B12	34.43615098	-118.64903	10/9/25	1142	338	Flow Increase	10/17/25	0830	22.6					Flow Increase	11/6/2025	0838	39.4
179				10/9/25		1,993													
	Y5	34.43565602	-118.649286	10/9/25	1056	1,993	Boot Repaired; Flow Increase	10/17/25	0841	49.1								
	Y6	34.43600697	-118.64937	10/9/25	1111	1,641	Boot Repaired; Flow Increase	10/17/25	0842	14.6					Boot Repaired; Flow Increase	11/6/2025	0847	147
180				10/9/25		591									Boot Repaired; Flow Increase	11/6/2025	0848	24.6
	Y4	34.43563096	-118.650068	10/9/25	1044	591	Flow Increase	10/17/25	0745	93.1								
181				10/9/25		1483									Flow Increase	11/6/2025	0852	25
	Y2	34.43546198	-118.650789	10/9/25	1023	1,483	Boot Repaired; Cover Compaction	10/17/25	0742	119								
	Y3	34.43521899	-118.650669	10/9/25	1029	1,128	Moisture Condition, Soil/Dirt Compaction	10/17/25	0742	230					Boot Repaired; Cover Compaction	11/6/2025	0855	50.9
182				10/9/25		34.60									Moisture Condition, Soil/Dirt Compaction	11/6/2025	0854	66.4
183				10/9/25		976													
	Y1	34.43600999	-118.650917	10/9/25	1013	976	Flow Increase	10/17/25	0743	105								
184				10/9/25		2,768									Flow Increase	11/6/2025	0856	74.3
	Y7	34.436155	-118.64938	10/9/25	1115	1,127	Boot Repaired; Flow Increase	10/17/25	0848	13.1								
	Y8	34.43623203	-118.649623	10/9/25	1121	2,263	Flow Increase	10/17/25	0847	12.5					Boot Repaired; Flow Increase	11/6/2025	0849	42.8
	Y9	34.43611996	-118.649792	10/9/25	1125	1,881	Boot Repaired	10/17/25	0844	15.9					Flow Increase	11/6/2025	0850	21.6
	Y10	34.43619909	-118.6499836	10/9/25	0817	2,768	Boot Repaired	10/17/25	0845	7.5					Boot Repaired	11/6/2025	0851	23.3
185				10/9/25		39.60									Boot Repaired	11/6/2025	0859	19.3
186				10/9/25		19.79													
187				10/9/25		24.60													
188				10/9/25		39.70													
189				10/9/25		21.10													
190				10/9/25		19.64													
191				10/9/25		24.60													
192				10/9/25		13.64													
193				10/9/25		27.18													
194				10/9/25		3,000													

Table 1

	Y83	34.43158301	-118.645546	10/9/25	0955	3,000	Flow Increase; Cover Compaction	10/17/25	0958	76.6					Flow Increase; Cover Compaction	11/6/2025	0730	9.4
195				10/9/25		21.80												
196				10/9/25		1,000												
	Y70	34.43182801	-118.647884	10/9/25	1113	1,000	Flow Increase	10/17/25	1113	339					Flow Increase	11/6/2025	0718	16.7
197				10/9/25		730												
	Y81	34.43157404	-118.647616	10/9/25	0932	670	Flow Increase	10/17/25	0753	216					Flow Increase	11/6/2025	0715	33.4
	Y82	34.43164998	-118.647336	10/9/25	0940	730	Flow Increase	10/17/25	0754	111					Flow Increase	11/6/2025	0717	28.3
198				10/9/25		42.61												
199				10/9/25		17.64												
200				10/9/25		15.17												
201				10/9/25		19.74												
202				10/9/25		105												
203				10/9/25		21.70												
204				10/9/25		31.10												
205				10/9/25		87.60												
206				10/9/25		84.10												
207				10/9/25		19.87												
208				10/9/25		41.60												
209				10/9/25		37.54												
210				10/9/25		29.60												
211				10/9/25		21.30												
212				10/9/25		57.51												
213				10/9/25		34.91												
214				10/9/25		105												
215				10/9/25		34.19												
216				10/9/25		56.10												
217				10/9/25		34.60												

Table 1

Chiquita Canyon Landfill Rule 1150.1 4th Quarter Monitoring Report

October 2025 Chiquita Canyon Landfill Instantaneous Surface Monitoring Reaction Area Sweep (10-16-25)

Grid	Flag	Latitiude	Longitude	Initial Date	Time	Initial Exceedance >500, 200-499 (PPM)	10-Day Corrective Action	First Remonitoring Date (10-days)	Time	PPM	2nd 10-Day Corrective Action	Second Remonitoring Date (10-days)	Time	PPM	30-DayCorrective Action	30 Day Remonitoring Date	Time	PPM
Instantaneous (Monthly)																		
53				10/16/25		17												
66				10/16/25		1,149												
	Y48	34.43609498	-118.645948	10/16/25	0808	748	Flow Increase	10/23/25	0911	5.7					Flow Increase	11/11/25	0719	5.5
	Y49	34.43605903	-118.646367	10/16/25	0811	1,149	Cover Compaction	10/23/25	0910	9.2					Cover Compaction	11/11/25	0718	18
76				10/16/25		22												
77				10/16/25		6,701												
	Y58	34.43733903	-118.646785	10/16/25	1012	6,701	Moisture Condition, Soil/Dirt Compaction	10/23/25	1006	419					Moisture Condition, Soil/Dirt Compaction	11/1125	0726	125
78				10/16/25		946												
	Y18	34.43728304	-118.645735	10/16/25	1017	946	Flow Increase	10/23/25	1005	101					Flow Increase	11/11/25	0724	88.1
79				10/16/25		45												
80				10/16/25		65												
81				10/16/25		650												
	Y3	34.435077	-118.645677	10/16/25	0849	650	Flow Increase	10/23/25	0926	8.0					Flow Increase	11/11/25	0734	33.6
82				10/16/25		1,000												
	Y33	34.43465497	-118.645366	10/16/25	0839	1,000	Flow Increase	10/23/25	0928	7.2					Flow Increase	11/11/25	0735	20.2
83				10/16/25		885												
	Y32	34.43427301	-118.645958	1016/25	0816	885	Moisture Condition, Soil/Dirt Compaction	10/23/25	0930	330					Moisture Condition, Soil/Dirt Compaction	11/11/25	0706	81.9
88				10/16/25		35												
89				10/16/25		102												
90				10/16/25		12												
96				10/16/25		28												
99				10/16/25		15												
145				10/16/25		12												
146				10/16/25		44												
147				10/16/25		52,601												
	Y50	34.43593296	-118.646635	10/16/25	0815	1,210	Flow Increase; Cover Compaction	10/23/25	0908	6.6					Flow Increase; Cover Compaction	11/11/25	0717	11.6
	Y51	34.43569902	-118.646654	10/16/25	0818	814	Flow Increase; Cover Compaction	10/23/25	0915	23.3					Flow Increase; Cover Compaction	11/11/25	0716	16.6
	Y52	34.43556198	-118.646624	10/16/25	0820	22,000	Flow Increase	10/23/25	0916	142					Flow Increase	11/11/25	0715	72.9
	Y53	34.43538697	-118.646698	10/16/25	0826	47,051	Flow Increase; Cover Compaction	10/23/25	1010	101					Flow Increase; Cover Compaction	11/11/25	0714	44.1
	Y54	34.43540297	-118.646701	10/16/25	0826	52,601	Flow Increase; Cover Compaction	10/23/25	1015	38					Flow Increase; Cover Compaction	11/11/25	0714	40.6
148				10/16/25		1,116												
	Y16	34.43529996	-118.646278	10/16/25	0813	1,116	Flow Increase	10/23/25	0925	174					Flow Increase	11/11/25	0732	20.1
	B17	34.43501699	-118.646627	10/16/25	0824	405	Flow Increase	10/23/25	0933	127								
149				10/16/25		12												
150				10/16/25		23												
151				10/16/25		10												
152				10/16/25		16,881												
	Y55	34.43553398	-118.647187	10/16/25	0831	2,382	Flow Increase; Cover Compaction	10/23/25	0957	116					Flow Increase; Cover Compaction	11/11/25	0712	59.6
	Y56	34.43539803	-118.647229	10/16/25	0835	12,401	Flow Increase; Cover Compaction	10/23/25	0939	43.1					Flow Increase; Cover Compaction	11/11/25	0711	26.4
	Y57	34.43541002	-118.647218	10/16/25	0836	16,881	Flow Increase; Cover Compaction	10/23/25	0939	38.6					Flow Increase; Cover Compaction	11/11/25	0711	31.3
153				10/16/25		61												
154				10/16/25		550												
	Y1	34.43424703	-118.647255	10/16/25	0814	550	Geomembrane Cover Installed	10/23/25	0851	8.8					Geomembrane Cover Installed	11/11/25	0710	15.9
155				10/16/25		373												
	B32	34.43378703	-118.64633	10/16/25	0820	373	Flow Increase	10/23/25	0808	112								
156				10/16/25		19												
157				10/16/25		21												
158				10/16/25		29												
159				10/16/25		1,550												
	Y2	34.433797	-118.647594	10/16/25	0822	1,550	Geomembrane Cover Installed	10/23/25	0818	16.2					Geomembrane Cover Installed	11/11/25	0709	29
160				10/16/25		20												
161				10/16/25		21												
162				10/16/25		18												
163				10/16/25		30												

Table 1

164				10/16/25		78												
165				10/16/25		46												
166				10/16/25		27												
167				10/16/25		21												
168				10/16/25		10												
169				10/16/25		24												
170				10/16/25		14												
171				10/16/25		51												
172				10/16/25		16												
173				10/16/25		25												
174				10/16/25		74												
175				10/16/25		23												
176				10/16/25		35												
177				10/16/25		13												
178				10/16/25		15												
179				10/16/25		9												
180				10/16/25		12												
181				10/16/25		14												
182				10/16/25		16												
183				10/16/25		28												
184				10/16/25		26												
185				10/16/25		81												
186				10/16/25		17												
187				10/16/25		32												
188				10/16/25		20												
189				10/16/25		13												
190				10/16/25		7												
191				10/16/25		17												
192				10/16/25		30												
193				10/16/25		21												
194				10/16/25		37												
195				10/16/25		82												
196				10/16/25		24												
197				10/16/25		17												
198				10/16/25		865												
	Y34	34.43203697	-118.64832	10/16/25	0917	865	Flow Increase	10/23/25	757	67.3					Flow Increase	11/11/25	0704	44.5
199				10/16/25		20												
200				10/16/25		54												
201				10/16/25		9												
202				10/16/25		10												
203				10/16/25		12												
204				10/16/25		48												
205				10/16/25		13												
206				10/16/25		19												
207				10/16/25		36												
208				10/16/25		25												
209				10/16/25		45												
210				10/16/25		11												
211				10/16/25		8												
212				10/16/25		5												
213				10/16/25		12												
214				10/16/25		18												
215				10/16/25		5												
216				10/16/25		10												
217				10/16/25		34												

Table 1

Chiquita Canyon Landfill Rule 1150.1 4th Quarter Monitoring Report

October 2025 Chiquita Canyon Landfill Instantaneous Surface Monitoring Full Site Sweep (10-20-25/10-21-25/10-22-25)

Grid	Flag	Latitiude	Longitude	Initial Date	Time	Initial Exceedance >500, 200-499 (PPM)	10-Day Corrective Action	First Remonitoring Date (10-days)	Time	PPM	2nd 10-Day Corrective Action	Second Remonitoring Date (10-days)	Time	PPM	30-DayCorrective Action	30 Day Remonitoring Date	Time	PPM
Instantaneous (Monthly)																		
1				10/22/25		4.7												
2				10/22/25		3.8												
3				10/22/25		5.1												
4				10/22/25		4.2												
5				10/22/25		4.79												
6				10/22/25		Active Construction												
7				10/22/25		Active Construction												
8				10/22/25		Active Construction												
9				10/22/25		Active Construction												
10				10/22/25		5.02												
11				10/22/25		7.55												
12				10/22/25		Active Construction												
13				10/22/25		4.03												
14				10/22/25		7.80												
15				10/22/25		8.10												
16				10/22/25		4.10												
17				10/22/25		7.06												
18				10/22/25		7.66												
19				10/22/25		4.30												
20				10/22/25		4.55												
21				10/22/25		650												
	Y1	34.43365401	-118.640882	10/22/202	0909	650	Cover Compaction	10/29/25	0943	5.5					Cover Compaction	11/19/25	0914	8.6
22				10/22/25		15.31												
23				10/22/25		16.14												
24				10/22/25		15.11												
25				10/22/25		15.29												
26				10/22/25		14.22												
27				10/22/25		15.12												
28A				10/22/25		14.07												
29				10/22/25		15.22												
30				10/20/25		15.6												
31				10/20/25		17.82												
32				10/20/25		900												
	Y89	34.43463704	-118.645374	10/20/25	1102	900	Flow Increase	10/29/25	0832	342					Flow Increase	11/19/25	1053	19.2
33				10/20/25		500												
	Y93	34.43408601	-118.6444333	10/20/25	1109	500	Cover Compaction	10/29/25	0749	27.3					Cover Compaction	11/19/25	1150	11.0
34				10/20/25		12.02												
35				10/20/25		18.96												
36				10/22/25		1,850												
	Y36	34.43454098	-118.64391	10/22/25	115	1,850	Cover Compaction	10/29/25	0849	16.6					Cover Compaction	11/19/25	0835	6.7
37				10/22/25		670												
	Y37	34.43422498	-118.644103	10/22/25	1113	670	Flow Increase	10/29/25	0845	30.4					Flow Increase	11/19/25	0827	7.4
38				10/22/25		1,050												
	Y143	34.43361201	-118.643354	10/22/25	1156	1,050	Cover Compaction	10/29/25	0857	41.1					Cover Compaction	11/19/25	0926	3.7
39				10/22/25		34.60												
40				10/22/25		10,000												
	Y39	34.43502503	-118.64332	10/22/25	1123	2,750	Cover Compaction	10/29/25	0854	32.9					Cover Compaction	11/19/25	0830	3.5
	Y40	34.43479897	-118.64252	10/22/25	1133	10,000	Flow Increase	10/29/25	0926	12.8					Flow Increase	11/19/25	0920	6.7
41				10/22/25		1,190												
	Y38	34.43451902	-118.643171	10/22/25	1121	1,190	Flow Increase	10/29/25	0856	19.1					Flow Increase	11/19/25	0829	6.2
42				10/22/25		1,654												
	Y141	34.43371997	-118.642312	10/22/25	1142	1,654	Flow Increase	10/29/25	0923	6.4					Flow Increase	11/19/25	0922	6.7
43				10/22/25		2,250												
	Y142	34.43310499	-118.642304	10/22/25	1148	2,250	Flow Increase	10/29/25	0920	6.5					Flow Increase	11/19/25	0926	3.7
44				10/22/25		506												
	Y21	34.43522997	-118.641344	10/22/25	0923	506	Flow Increase	10/29/25	0947	4.8					Flow Increase	11/19/25	0915	6.2
45				10/22/25		825												
	Y2	34.43478397	-118.64255	10/22/25	0941	825	Flow Increase	10/29/25	0926	12.8					Flow Increase	11/19/25	0918	6.8
46				10/22/25		22.49												
47				10/22/25		1,000												
	Y3	34.43373296	-118.642339	10/22/25	0955	1,000	Flow Increase	10/29/25	0923	6.4					Flow Increase	11/19/25	0826	4.2
48				10/22/25		29.61												
49				10/22/25		29.10												
50				10/22/25		1,334												
	Y42	34.43225398	-118.643752	10/22/25	0857	1,334	Flow Increase	10/29/25	0905	29.1					Flow Increase	11/19/25	0933	24.1

Table 1

	B41	34.43234199	-118.643392	10/22/25	0843	203	Flow Increase	10/29/25	0906	121									
51				10/22/25		3,245													
	Y41	34.43266603	-118.642862	10/22/25	0838	3,245	Flow Increase	10/29/25	0909	21.3					Flow Increase	11/19/25	0932	7.5
52				10/22/25		700													
	Y4	34.43283803	-118.64225	10/22/25	1007	700	Flow Increase	10/29/25	0918	36.6					Flow Increase	11/19/25	0815	3.8
53				10/20/25		907													
	Y86	34.43521396	-118.64631	10/20/25	1010	907	Flow Increase	10/29/25	0800	74.8					Flow Increase	11/19/25	1044	6.7
54				10/20/25		800													
	Y85	34.43574303	-118.645302	10/20/25	0953	800	Flow Increase	10/29/25	0757	15.9					Flow Increase	11/19/25	1035	8.0
55				10/20/25		725													
	Y84	34.43601603	-118.644164	10/20/25	0929	725	Flow Increase	10/29/25	0747	46.7					Flow Increase	11/19/25	1032	17.4
56				10/22/25		30,000													
	Y30	34.43662598	-118.642975	10/22/25	1036	30,000	Flow Increase	10/29/25	0936	9.3					Flow Increase	11/19/25	0903	4.1
	Y31	34.43642917	-118.6436282	10/22/25	0852	10,000	Flow Increase	10/29/25	0938	16.7					Flow Increase	11/19/25	0902	3.7
57				10/22/25		10,000													
	Y32	34.43636597	-118.642065	10/22/25	1053	10,000	Flow Increase	10/29/25	0931	5.1					Flow Increase	11/19/25	0900	3.9
58				10/22/25		6,750													
	Y27	34.43666504	-118.641316	10/22/25	0946	827	Cover Compaction	10/29/25	0955	4.0					Cover Compaction	11/19/25	0907	4.3
	Y28	34.436918	-118.641504	10/22/25	1019	1,150	Cover Compaction	10/29/25	0956	6.6					Cover Compaction	11/19/25	0906	2.7
	Y29	34.43712302	-118.641676	10/22/25	1011	6,750	Cover Compaction	10/29/25	0957	8.9					Cover Compaction	11/19/25	0905	5.6
59				10/20/25		809													
	Y88	34.43531496	-118.644845	10/20/25	1054	809	Geomembrane Cover Installed	10/29/25	0754	30.7					Geomembrane Cover Installed	11/19/25	1050	17.8
60				10/22/25		3,850													
	Y35	34.43571897	-118.643671	10/22/25	1102	3,850	Cover Compaction	10/29/25	0852	9.2					Cover Compaction	11/19/25	0747	7.3
61				10/22/25		64.60													
62				10/22/25		3,200													
	Y34	34.43586498	-118.642793	10/22/25	1050	3,200	Flow Increase	10/29/25	0934	14.4					Flow Increase	11/19/25	0944	11.1
63				10/22/25		50,000													
	Y33	34.43613304	-118.642059	10/22/25	1052	50,000	Flow Increase	10/29/25	0932	5.5					Flow Increase	11/19/25	0859	4.0
64				10/22/25		30,000													
	Y22	34.43539803	-118.641237	10/22/25	0919	20,000	Cover Compaction	10/29/25	0945	7.0					Cover Compaction	11/19/25	0913	9.7
	Y23	34.43541697	-118.641405	10/22/25	0921	30,000	Cover Compaction	10/29/25	0946	40.6					Cover Compaction	11/19/25	0912	738
	Y24	34.43595702	-118.640883	10/22/25	0938	607	Cover Compaction	10/29/25	0949	4.3					Cover Compaction	11/19/25	0911	5.6
65				10/22/25		2,640													
	Y25	34.43618702	-118.640996	10/22/25	0949	657	Cover Compaction	10/29/25	0951	4.8					Cover Compaction	11/19/25	0910	7.1
	Y26	34.43628299	-118.641071	10/22/25	0943	2,640	Cover Compaction	10/29/25	0951	7.2					Cover Compaction	11/19/25	0909	8.1
66				10/20/25		19.77													
67				10/20/25		14.25													
68				10/20/25		15.30													
69				10/21/25		57.61													
70				10/21/25		31.92													
71				10/21/25		19.21													
72				10/21/25		42.37													
73				10/21/25		620													
	Y9	34.43718002	-118.644224	10/21/25	1018	620	Moisture Condition, Soil/Dirt Compaction	10/29/25	0724	109					Moisture Condition, Soil/Dirt Compaction	11/19/25	0935	30.70
	Y10	34.437248	-118.644396	10/21/25	1023	540	Moisture Condition, Soil/Dirt Compaction	10/29/25	0725	77.4					Moisture Condition, Soil/Dirt Compaction	11/19/25	0930	27.9
	B1	34.43724398	-118.644532	10/21/25	1026	280	Flow Increase	10/29/25	0727	67.0									
74				10/21/25		24.71													
75				10/21/25		29.30													
76				10/21/25		65.31													
77				10/21/25		41.60													
78				10/21/25		2,460													
	Y2	34.43732201	-118.646802	10/21/25	0906	2,460	Moisture Condition, Soil/Dirt Compaction	10/29/25	0730	54.6					Moisture Condition, Soil/Dirt Compaction	11/19/25	0934	3.3
79				10/21/25		723													
	Y3	34.43729603	-118.645795	10/21/25	0914	723	Flow Increase	10/29/25	0731	40.3					Flow Increase	11/19/25	0942	11.7
80				10/21/25		6,023													
	Y4	34.43764798	-118.644314	10/21/25	0930	2,853	Cover Compaction	10/29/25	0734	55.6					Cover Compaction	11/19/25	0940	7.98
	Y5	34.43770599	-118.644187	10/21/25	0936	4,256	Cover Compaction	10/29/25	0735	7.2					Cover Compaction	11/19/25	0941	6.0
	Y6	34.43794596	-118.643885	10/21/25	0937	4,064	Cover Compaction	10/29/25	0736	71.9					Cover Compaction	11/19/25	0939	3.78
	Y7	34.43799499	-118.64387	10/21/25	0939	5,021	Cover Compaction	10/29/25	0737	78.4					Cover Compaction	11/19/25	0938	11.61
	Y8	34.438068	-118.643812	10/21/25	0941	6,023	Cover Compaction	10/29/25	0738	32.5					Cover Compaction	11/19/25	0937	7.95
81				10/20/25		550													
	Y87	34.43491699	-118.64578	10/20/25	1037	550	Flow Increase	10/29/25	0834	16.7					Flow Increase	11/19/25	1042	2.9
82				10/20/25		18.44													
83				10/20/25		910													
	Y91	34.43398501	-118.646023	10/20/25	1116	910	Flow Increase	10/29/25	0829	52.7					Flow Increase	11/19/25	1153	13.8
84				10/21/25		17.82													
85				10/21/25		20.65													
86				10/21/25		20.25													
87				10/22/25		34.71													
88				10/21/25		13 18													
89				10/21/25		16.76													
90				10/21/25		16.19													

Table 1

91				10/22/25		18.76												
92				10/22/25		4,956												
	Y43	34.431912	-118.644235	10/22/25	0912	4,321	Cover Compaction	10/29/25	0904	24.9					Cover Compaction	11/19/25	0933	20.6
	Y44	34.43179197	-118.643956	10/22/25	0915	3,256	Capped Support Pipe	10/29/25	0912	60.4					Capped Support Pipe	11/19/25	0935	7.8
	Y45	34.43177998	-118.643977	10/22/25	0917	1,356	Capped Support Pipe	10/29/25	0912	53.9					Capped Support Pipe	11/19/25	0937	13.7
	Y46	34.43174897	-118.644108	10/22/25	0922	4,956	Moisture Condition, Soil/Dirt Compaction	10/29/25	0913	95.4					Moisture Condition, Soil/Dirt Compaction	11/19/25	0938	14.1
93				10/22/25		31.60												
94				10/21/25		630												
	Y64	34.43069201	-118.645248	10/21/25	1027	630	Flow Increase; Cover Compaction	10/29/25	0716	59.1					Flow Increase; Cover Compaction	11/19/25	1011	20.4
95				10/21/25		4,000												
	Y65	34.43025598	-118.644874	10/21/25	1028	4,000	Flow Increase	10/29/25	0721	370					Flow Increase	11/19/25	1008	13.9
96				10/21/25		4.87												
97				10/21/25		2,500												
	Y63	34.43055304	-118.645976	10/21/25	1026	2,500	Flow Increase	10/29/25	0715	39.8					Flow Increase	11/19/25	1013	31.7
98				10/21/25		5,000												
	Y66	34.43009899	-118.64583	10/21/25	1029	5,000	Flow Increase	10/29/25	0713	64.2					Flow Increase	11/19/25	1002	13.0
99				10/21/25		4.69												
100				10/21/25		45.60												
101				10/21/25		59.60												
102				10/21/25		19.25												
103				10/21/25		800												
	Y67	34.42974603	-118.64735	10/21/25	1030	800	Cover Compaction	10/29/25	0710	23.5					Cover Compaction	11/19/25	0959	12.0
104				10/21/25		600												
	Y68	34.42982901	-118.645178	10/21/25	1032	600	Flow Increase	10/29/25	0719	240					Flow Increase	11/19/25	0955	240
105				10/22/25		14.16												
106				10/22/25		13.12												
107				10/22/25		13.07												
108				10/22/25		3.7												
109				10/22/25		3.3												
110				10/22/25		3.2												
111				10/22/25		4.1												
112				10/22/25		4.32												
113				10/22/25		4.20												
114				10/22/25		4.15												
115				10/22/25		4.01												
116				10/22/25		3.2												
117				10/22/25		4.3												
118				10/22/25		2.7												
119				10/22/25		2.9												
120				10/22/25		8.9												
121				10/22/25		8.2												
122				10/22/25		7.3												
123				10/22/25		3.8												
124				10/22/25		3.3												
125				10/22/25		2.9												
126				10/22/25		2.8												
127				10/22/25		3.1												
128				10/22/25		8.4												
129				10/22/25		7.7												
130				10/22/25		7.9												
131				10/22/25		6.8												
132				10/22/25		6.3												
133				10/22/25		6.2												
134				10/22/25		5.9												
135				10/22/25		6.5												
136				10/22/25		6.9												
137				10/22/25		6.6												
138				10/22/25		6.4												
139				10/22/25		6.1												
140				10/22/25		6.3												
141				10/22/25		6.8												
142				10/22/25		6.5												
143				10/22/25		5.09												
144				10/22/25		4.70												
145				10/21/25		78.60												
146				10/21/25		86.20												
147				10/20/25		1,500												
	Y69	34.43540901	-118.64683	10/20/25	1009	1,500	Flow Increase; Cover Compaction	10/29/25	0803	29.1					Flow Increase; Cover Compaction	11/19/25	1037	3.8
148				10/20/25		7,500												
	Y70	34.43510701	-118.646537	10/20/25	1017	7,500	Flow Increase; Cover Compaction	10/29/25	0802	60.4					Flow Increase; Cover Compaction	11/19/25	1015	28.9
149				10/20/25		950												
	Y71	34.43432297	-118.646123	10/20/25	1027	950	Flow Increase; Cover Compaction	10/29/25	0830	62.3					Flow Increase; Cover Compaction	11/19/25	1044	58.1
150				10/21/25		623												

Table 1

	Y1	34.436126	-118.648374	10/21/25	0825	623	Flow Increase	10/29/25	0730	88.1					Flow Increase	11/19/25	0950	22.0
151				10/21/25		105												
152				10/20/25		7,000												
	Y68	34.43531396	-118.647245	10/20/25	1000	7,000	Flow Increase; Cover Compaction	10/29/25	0805	4507					Flow Increase; Cover Compaction	11/19/25	1030	20.1
153				10/20/25		1,300												
	Y67	34.43487902	-118.647238	10/20/25	0949	1,300	Flow Increase	10/29/25	0806	112					Flow Increase	11/19/25	1129	129
154				10/20/25		3,500												
	Y66	34.43411401	-118.646754	10/20/25	0936	3,500	Flow Increase; Cover Compaction	10/29/25	0822	36.4					Flow Increase; Cover Compaction	11/19/25	1125	18.0
155				10/20/25		4,000												
	Y72	34.43377797	-118.646327	10/20/25	1034	4,000	Flow Increase	10/29/25	0827	396					Flow Increase	11/19/25	1102	17.8
156				10/20/25		132												
157				10/20/25		39.10												
158				10/20/25		500												
	Y63	34.43455498	-118.647771	10/20/25	0845	500	Flow Increase	10/29/25	0809	30.5					Flow Increase	11/19/25	1117	15.8
159				10/20/25		4,000												
	Y64	34.43405902	-118.647111	10/20/25	0919	540	Flow Increase	10/29/25	0824	54.8					Flow Increase	11/19/25	1122	50.6
	Y65	34.43384503	-118.647366	10/20/25	0925	4,000	Flow Increase	10/29/25	0825	214					Flow Increase	11/19/25	1123	13.7
160				10/21/25		17.45												
161				10/21/25		18.65												
162				10/21/25		18.17												
163				10/21/25		16.90												
164				10/21/25		18.80												
165				10/21/25		18.60												
166				10/20/25		21.80												
167				10/20/25		550												
	Y62	34.43334899	-118.648669	10/20/25	0945	550	Flow Increase	10/29/25	0819	28.4					Flow Increase	11/19/25	1320	7.6
168				10/20/25		41.60												
169				10/20/25		16.7												
170				10/20/25		290												
	B61	34.43380597	-118.649464	10/20/25	0839	290	Flow Increase	10/29/25	0812	13.1								
171				10/20/25		59.71												
172				10/20/25		45.60												
173				10/20/25		54.9												
174				10/20/25		17.4												
175				10/20/25		31.8												
176				10/20/25		57.6												
177				10/20/25		3,263												
	Y41	34.43551596	-118.648887	10/20/25		3,263	Seal Repaired	10/29/25	0810	88.9					Seal Repaired	11/19/25	1053	56.7
178				10/20/25		4.71												
179				10/20/25		4.62												
180				10/20/25		3.89												
181				10/20/25		3.71												
182				10/20/25		4.31												
183				10/20/25		5.16												
184				10/20/25		4.91												
185				10/20/25		5.08												
186				10/20/25		4.62												
187				10/20/25		4.29												
188				10/20/25		4.44												
189				10/20/25		4.39												
190				10/20/25		3.91												
191				10/20/25		4.60												
192				10/20/25		4.32												
193				10/20/25		4.18												
194				10/21/25		5.12												
195				10/21/25		5.09												
196				10/21/25		19.30												
197				10/21/25		4.29												
198				10/21/25		16.32												
199				10/21/25		4.21												
200				10/20/25		3.6												
201				10/20/25		5.8												
202				10/20/25		3,598												
	Y42	34.43397101	-118.651359	10/20/25	0947	3,598	Flow Increase	10/29/25	0814	110					Flow Increase	11/19/25	1105	60.0
203				10/20/25		17.6												
204				10/20/25		17.2												
205				10/20/25		4,872												
	Y44	34.43352702	-118.652063	10/20/25	1054	4,872	Cover Compaction	10/29/25	0816	38.8					Cover Compaction	11/19/25	1107	13.0
206				10/20/25		2,987												
	Y43	34.43314598	-118.651984	10/20/25	1042	2,987	Flow Increase	10/29/25	0817	62.1					Flow Increase	11/19/25	1100	11.9
207				10/20/25		5.8												
208				10/20/25		14.8												
209				10/21/25		17.64												

Table 1

210				10/21/25		5.11													
211				10/21/25		210													
	B41	34.43155501	-118.650119	10/21/25	0945	210	Flow Increase	10/29/25	0704	71.1									
212				10/21/25		18.25													
213				10/21/25		4.16													
214				10/21/25		4.89													
215				10/21/25		5.29													
216				10/21/25		4.29													
217				10/21/25		4.42													
218				10/21/25		4.31													
219				10/21/25		5.17													
220				10/21/25		5.41													
221				10/21/25		31.70													
222				10/21/25		520													
	Y62	34.43020402	-118.648366	10/21/25	1025	520	Cover Compaction	10/29/25	0701	22.7					Cover Compaction	11/19/25	0856	32.8	
223				10/21/25		1,000													
	Y61	34.42980302	-118.649011	10/21/25	1025	1,000	Cover Compaction	10/29/25	0659	19.6					Cover Compaction	11/19/25	0854	264	
224				10/21/25		72.71													
225				10/21/25		41.81													
226				10/21/25		24.30													
227				10/21/25		19.60													
228				10/21/25		238													
	B81	34.42907204	-118.649863	10/21/25	0841	238	Flow Increase	10/29/25	0656	40.1									
229				10/21/25		153													
230				10/21/25		566													
	Y82	34.42924697	-118.649205	10/21/25	0958	566	Cover Compaction	10/29/25	0658	27.8					Cover Compaction	11/19/25	0852	5.6	
231				10/21/25		19.6													
232				10/21/25		17.5													
233				10/21/25		49.1													
234				10/21/25		22.9													
235				10/21/25		23.4													
236				10/21/25		52.3													
237				10/21/25		24.4													
238				10/21/25		17.5													
239				10/21/25		87.9													
240				10/21/25		5.4													
241				10/21/25		142													
242				10/22/25		24.30													
243				10/22/25		45.10													
244				10/22/25		79.34													
245				10/22/25		39.72													
246				10/22/25		61.30													
247				10/22/25		47.82													
248				10/22/25		1,542													
	Y47	34.42697799	-118.649004	10/22/25	1112	862	Cover Compaction	10/29/25	1007	77.9					Cover Compaction	11/19/25	0940	187	
	Y48	34.42689702	-118.649021	10/22/25	1114	1,542	Cover Compaction	10/29/25	1008	59.1					Cover Compaction	11/19/25	0941	19.6	
249				10/22/25		27.69													
250				10/22/25		51.32													
251				10/22/25		21.60													
252				10/21/25		14.2													
253				10/21/25		7.7													

Table 1

Chiquita Canyon Landfill Rule 1150.1 4th Quarter Monitoring Report

November 2025 Chiquita Canyon Landfill Instantaneuous Surfcae Monitoring Full Site Sweep (11-3-25/11-4-25/11-5-25)

Grid	Flag	Latitiude	Longitude	Initial Date	Time	Initial Exceedance >500, 200-499 (PPM)	10-Day Corrective Action	First Remonitoring Date (10-days)	Time	PPM	2nd 10-Day Corrective Action	Second Remonitoring Date (10-days)	Time	PPM	30-DayCorrective Action	30 Day Remonitoring Date	Time	PPM
Instantaneuous (Monthly)																		
1				11/5/25		3.51												
2				11/5/25		3.26												
3				11/5/25		3.02												
4				11/5/25		5.05												
5				11/5/25		6.3												
6				11/5/25		Active Construcion												
7				11/5/25		6.6												
8				11/5/25		6.38												
9				11/5/25		Active Construction												
10				11/5/25		6.4												
11				11/5/25		4.1												
12				11/5/25		3.8												
13				11/5/25		4.8												
14				11/5/25		4.7												
15				11/5/25		5.2												
16				11/5/25		3.7												
17				11/5/25		4.1												
18				11/5/25		4.3												
19				11/5/25		4.2												
20				11/5/25		3.8												
21				11/4/25		5.32												
22				11/4/25		5.50												
23				11/4/25		5.26												
24				11/4/25		5.05												
25				11/4/25		4.92												
26				11/4/25		5.61												
27				11/4/25		5.26												
28A				11/4/25		5.56												
29				11/4/25		5.42												
30				11/3/25		3,000												
	Y88	34.43367597	-118.645178	11/3/25	0956	3,000	Flow Increase	11/11/25	0920	11.7					Flow Increase	12/1/25	1120	4.82
31				11/4/25		7.45												
32				11/3/25		4,000												
	Y84	34.43455598	-118.644549	11/3/25	0944	4,000	Flow Increase	11/11/25	0859	22.1					Flow Increase	12/1/25	1107	3.11
	Y85	34.43446504	-118.64485	11/3/25	0947	1,000	Flow Increase; Cover Compaction	11/11/25	0857	40.6					Flow Increase; Cover Compaction	12/1/25	1109	22.78
33				11/3/25		7,000												
	Y86	34.43417301	-118.644873	11/3/25	0949	1,000	Flow Increase; Cover Compaction	11/11/25	0916	48.4					Flow Increase; Cover Compaction	12/1/25	1115	13.98
	Y87	34.43397	-118.644678	11/3/25	0953	7,000	Flow Increase	11/11/25	0918	15.9					Flow Increase	12/1/25	1117	7.23
	Y93	34.434487	-118.644169	11/3/25	1107	730	Flow Increase	11/11/25	0901	75.3					Flow Increase	12/1/25	1136	18.42
34				11/4/25		9.40												
35				11/4/25		7.46												
36				11/3/25		34.60												
37				11/4/25		19.25												
38				11/4/25		6.80												
39				11/4/25		9.28												
40				11/4/25		32.17												
	B3	34.434947	-118.642804	11/4/25	1104	300	Flow Increase	11/11/25	0959	31.1								
41				11/4/25		43.16												
42				11/4/25		47.16												
43				11/4/25		4,215												
	Y10	34.43317104	-118.643068	11/4/25	1158	923	Cover Compaction	11/11/25	0950	119					Cover Compaction	12/1/25	0939	100

Table 1

	Y11	34.43315797	-118.643036	11/4/25	1159	500	Cover Compaction	11/11/25	0950	76.4					Cover Compaction	12/1/25	0943	32.4
	Y12	34.43317297	-118.64296	11/4/25	1206	4,215	Cover Compaction	11/11/25	0951	39.1					Cover Compaction	12/1/25	0943	30.4
44				11/4/25		615												
	Y7	34.43510902	-118.64232	11/4/25	1053	615	Cover Compaction	11/11/25	1000	18.3					Cover Compaction	12/1/25	0932	11.7
45				11/4/25		1,056												
	Y8	34.43479403	-118.642488	11/4/25	1108	1,056	Cover Compaction	11/11/25	0958	14.8					Cover Compaction	12/1/25	0936	2.84
46				11/4/25		4,823												
	Y9	34.43409598	-118.6421	11/4/25	1121	4,823	Cover Compaction	11/11/25	0956	12.9					Cover Compaction	12/1/25	0937	17.1
47				11/4/25		19.75												
	Y14	34.43373397	-118.642302	11/4/25	1238	706	Flow Increase	11/11/25	0955	46.6					Flow Increase	12/1/25	0946	42.1
48				11/4/25		2,400												
	Y21	34.433682	-118.640887	11/4/25	1017	1,435	Cover Compaction	11/11/25	1029	9.9					Cover Compaction	12/1/25	0918	19.2
	Y22	34.43474298	-118.641192	11/4/25	1039	2,400	Cover Compaction	11/11/25	1027	4.2					Cover Compaction	12/1/25	1016	30.1
49				11/4/25		7.06												
50				11/4/25		19.00												
51				11/4/25		15.83												
52				11/4/25		51.13												
53				11/3/25		690												
	Y41	34.43528303	-118.646287	11/3/25	0912	690	Flow Increase	11/11/25	0846	63.2					Flow Increase	12/1/25	1129	39.1
	Y13	34.43297298	-118.642129	11/4/25	0915	820	Cover Compaction	11/11/25	0953	22.4					Cover Compaction	12/1/25	0944	17.8
54				11/3/25		5,000												
	Y83	34.43557799	-118.64484	11/3/25	0936	5,000	Flow Increase; Cover Compaction	11/11/25	0907	12.1					Flow Increase; Cover Compaction	12/1/25	1100	4.68
55				11/3/25		900												
	Y82	34.43595299	-118.644163	11/3/25	0929	900	Flow Increase	11/11/25	0910	13.6					Flow Increase	12/1/25	1104	9.98
56				11/4/25		3,742												
	Y2	34.43655004	-118.64327	11/4/25	0948	626	Cover Compaction	11/11/25	1012	67.3					Cover Compaction	12/1/25	0934	34.6
	Y3	34.436471	-118.643521	11/4/25	0950	3,742	Flow Increase	11/11/25	1013	247					Flow Increase	12/1/25	0920	18.7
	B2	34.43647896	-118.643583	11/4/25	0953	200	Flow Increase	11/11/25	1014	22.3								
57				11/4/25		9,752												
	Y1	34.43659999	-118.642965	11/4/25	0937	9,752	Cover Compaction	11/11/25	1012	67.3					Cover Compaction	12/1/25	0923	42.7
58				11/4/25		1,850												
	Y26	34.43663897	-118.641254	11/4/25	1052	751	Flow Increase	11/11/25	1020	7.7					Flow Increase	12/1/25	1008	7.1
	Y27	34.43680502	-118.64138	11/4/25	1056	574	Cover Compaction	11/11/25	1019	5.9					Cover Compaction	12/1/25	1007	3.1
	Y28	34.43692102	-118.641498	11/4/25	1059	1,850	Tightened screws on flange	11/11/25	1017	39.1					Tightened screws on flange	12/1/25	1044	17.7
59				11/3/25		82.17												
60				11/3/25		1,000												
	Y92	34.435709	-118.643803	11/3/25	1058	1,000	Cover Compaction	11/11/25	0911	7.6					Cover Compaction	12/1/25	1134	8.61
61				11/4/25		680												
	Y4	34.43573498	-118.643657	11/4/25	0958	680	Cover Compaction	11/11/25	1008	5.8					Cover Compaction	12/1/25	0929	40.1
62				11/4/25		2,074												
	Y5	34.43550096	-118.643044	11/4/25	1016	2,074	Flow Increase	11/11/25	1006	97.3					Flow Increase	12/1/25	0930	17.9
63				11/4/25		1,158												
	Y6	34.43599398	-118.642491	11/4/25	1022	1,158	Cover Compaction	11/11/25	1010	238					Cover Compaction	12/1/25	0932	19.9
64				11/4/25		1,657												
	Y23	34.43544396	-118.641384	11/4/25	1037	1,500	Flow Increase	11/11/25	1026	91.3					Flow Increase	12/1/25	1014	30.9
	Y24	34.43598996	-118.640867	11/4/25	1044	1,657	Flow Increase; Cover Compaction	11/11/25	1023	12.4					Flow Increase; Cover Compaction	12/1/25	1013	4.8
	Y30	34.43564999	-118.641636	11/4/25	1122	825	Flow Increase	11/11/25	1002	62.3					Flow Increase	12/1/25	1001	7.94
65				11/4/25		615												
	Y25	34.43627603	-118.641047	11/4/25	1049	615	Cover Compaction	11/11/25	1021	9.3					Cover Compaction	12/1/25	1007	3.1
	B21	34.43616598	-118.640949	11/4/25	1047	228	Flow Increase	11/11/25	1021	11.2								
	B22	34.43621904	-118.6412165	11/4/25	1114	321	Flow Increase	11/11/25	1025	19.0								
66				11/3/25		240												
	B41	34.43603899	-118.646351	11/3/25	0920	240	Flow Increase	11/11/25	0842	99.2								
67				11/3/25		34.60												
68				11/3/25		2,500												
	Y81	34.43659999	-118.644257	11/3/25	0920	2,500	Flow Increase	11/11/25	0912	27.3					Flow Increase	12/1/25	1100	7.21
69				11/4/25		43.60												

Table 1

70				11/4/25		24.60												
71				11/4/25		20,000												
	Y29	34.43750901	-118.642139	11/4/25	1105	20,000	Flow Increase; Cover Compaction	11/11/25	1016	14.5					Flow Increase; Cover Compaction	12/1/25	1003	14.3
72				11/3/25		56.10												
73				11/3/25		3,021												
	Y30	34.43728999	-118.644019	11/3/25	1047	3,021	Flow Increase	11/11/25	0938	109					Flow Increase	12/1/25	1055	13.78
74				11/3/25		42.13												
75				11/3/25		21.71												
76				11/3/25		31.60												
77				11/3/25		70.81												
78				11/3/25		500												
	Y22	34.437306	-118.646636	11/3/25	1009	500	Flow Increase	11/11/25	0833	119						12/1/25	1239	13.9
79				11/3/25		1,752												
	Y23	34.43731698	-118.645753	11/3/25	1116	1,752	Flow Increase	11/11/25	0835	210					Flow Increase	12/1/25	1240	33.12
	Y24	34.43732302	-118.645839	11/3/25	1013	1,422	Cover Compaction	11/11/25	0834	108					Cover Compaction	12/1/25	1241	32.1
80				11/3/25		8,625												
	Y25	34.43803598	-118.643852	11/3/25	1024	8,625	Flow Increase	11/11/25	0930	51.4						12/1/25	1049	14.7
	Y26	34.43808502	-118.643785	11/3/25	1027	879	Cover Compaction	11/11/25	0930	19.6					Cover Compaction	12/1/25	1051	7.82
	Y27	34.43812701	-118.643764	11/3/25	1030	721	Cover Compaction	11/11/25	0931	13.5					Cover Compaction	12/1/25	1052	6.98
	Y28	34.43817998	-118.643721	11/3/25	1031	1,842	Cover Compaction	11/11/25	0932	12.4					Cover Compaction	12/1/25	1054	7.21
	Y29	34.43823203	-118.643698	11/3/25	1033	7,712	Cover Compaction	11/11/25	0932	11.6					Cover Compaction	12/1/25	1057	3.78
81				11/3/25		18.6												
82				11/3/25		20,000												
	Y61	34.43466503	-118.645379	11/3/25	0916	20,000	Flow Increase	11/11/25	0735	20.2					Flow Increase	12/1/25	1203	7.32
	Y62	34.43440997	-118.645255	11/3/25	0924	8,441	Flow Increase; Cover Compaction	11/11/25	0855	37.2					Flow Increase; Cover Compaction	12/1/25	1205	39.84
	Y63	34.434645	-118.645729	11/3/25	0934	6,897	Flow Increase	11/11/25	854	142					Flow Increase	12/1/25	1206	18.76
	Y64	34.43437099	-118.645633	11/3/25	0940	3,252	Cover Compaction	11/11/25	0745	64.7					Cover Compaction	12/1/25	1207	13.89
83				11/3/25		910												
	Y65	34.43425197	-118.645626	11/3/25	0945	910	Flow Increase	11/11/25	0746	91.9					Flow Increase	12/1/25	1208	11.11
84				11/3/25		800												
	Y88	34.43324002	-118.645559	11/3/25	1004	800	Flow Increase	11/11/25	0920	7.9					Flow Increase	12/1/25	1121	13.61
85				11/3/25		650												
	Y90	34.43296703	-118.645571	11/3/25	1006	650	Flow Increase; Cover Compaction	11/11/25	0921	7.1					Flow Increase; Cover Compaction	12/1/25	1130	3.71
86				11/4/25		6.84												
87				11/4/25		9.24												
88				11/3/25		77.17												
89				11/3/25		74.10												
90				11/3/25		143												
91				11/4/25		10.55												
92				11/4/25		426												
	B61	34.43181803	-118.644256	11/4/25	1043	426	Flow Increase	11/11/25	0947	150								
93				11/4/25		955												
	Y61	34.43125301	-118.644268	11/4/25	1055	663	Cover Compaction	11/11/25	0945	69.3					Cover Compaction	12/1/25	0915	39.7
	Y62	34.43124597	-118.644259	11/4/25	1101	955	Cover Compaction	11/11/25	0945	76.4					Cover Compaction	12/1/25	0917	38.1
94				11/4/25		5.86												
95				11/4/25		16.07												
96				11/4/25		11.3												
97				11/4/25		9.07												
98				11/4/25		8.32												
99				11/4/25		9.7												
100				11/4/25		9.16												
101				11/4/25		8.29												
102				11/4/25		8.32												
103				11/4/25		9.21												
104				11/4/25		19.93												
105				11/4/25		5.23												
106				11/4/25		5.35												

Table 1

107				11/4/25		5.17												
108				11/5/25		5.52												
109				11/5/25		6.30												
110				11/5/25		4.02												
111				11/5/25		4.50												
112				11/5/25		6.1												
113				11/5/25		3.9												
114				11/5/25		6.7												
115				11/5/25		3.8												
116				11/5/25		4.51												
117				11/5/25		3.91												
118				11/5/25		5.16												
119				11/5/25		4.30												
120				11/5/25		6.5												
121				11/5/25		6.2												
122				11/5/25		6.8												
123				11/5/25		5.07												
124				11/5/25		5.17												
125				11/5/25		5.22												
126				11/5/25		4.16												
127				11/5/25		6.0												
128				11/5/25		6.6												
129				11/5/25		6.7												
130				11/5/25		5.30												
131				11/5/25		5.18												
132				11/5/25		5.29												
133				11/5/25		5.19												
134				11/5/25		6.2												
135				11/5/25		6.5												
136				11/5/25		6.9												
137				11/5/25		5.41												
138				11/5/25		5.62												
139				11/5/25		5.16												
140				11/5/25		4.95												
141				11/5/25		6.4												
142				11/5/25		5.01												
143				11/5/25		4.2												
144				11/5/25		4.5												
145				11/3/25		15.69												
146				11/3/25		856												
	Y32	34.43622599	-118.647101	11/3/25	1231	856	Cover Compaction	11/11/25	0840	88.2					Cover Compaction	12/1/25	1203	7.32
147				11/3/25		1,500												
	Y42	34.43562702	-118.646818	11/3/25	0934	1,500	Flow Increase	11/11/25	0844	82.4					Flow Increase	12/1/25	1129	17.3
	Y43	34.43554396	-118.646682	11/3/25	0938	700	Flow Increase	11/11/25	0715	72.9					Flow Increase	12/1/25	1129	14.11
148				11/3/25		900												
	Y44	34.43541002	-118.646712	11/3/25	0944	900	Flow Increase	11/11/25	0714	44.1					Flow Increase	12/1/25	1132	37.6
	B42	34.435063	-118.646671	11/3/25	0956	200	Flow Increase	11/11/25	0847	19.3								
149				11/3/25		2,347												
	Y66	34.43427997	-118.646091	11/3/25	0954	2,347	Cover Compaction	11/11/25	0748	39.7					Cover Compaction	12/1/25	1214	7.13
150				11/3/25		45.20												
151				11/3/25		7,148												
	Y21	34.43634996	-118.648474	11/3/25	0959	7,145	Cover Compaction	11/11/25	0828	319					Cover Compaction	12/1/25	1139	70.1
	Y31	34.43585199	-118.648031	11/3/25	1218	7,148	Flow Increase; Seal Repaired	11/11/25	0831	197					Flow Increase; Seal Repaired	12/1/25	1055	13.78
152				11/3/25		21.39												
153				11/3/25		22.61												
154				11/3/25		3,391												
	Y67	34.43427402	-118.646695	11/3/25	1002	3,341	Flow Increase	11/11/25	0852	73.4					Flow Increase	12/1/25	1217	22.63

Table 1

	Y68	34.43445599	-118.647149	11/3/25	1008	2,843	Flow Increase	11/11/25	0849	319					Flow Increase	12/1/25	1219	70.4
155				11/3/25		2,584												
	Y70	34.43379298	-118.646612	11/3/25	1031	779	Flow Increase	11/11/25	0751	66.4					Flow Increase	12/1/25	1222	13.11
	Y71	34.43381301	-118.646254	11/3/25	1035	2,584	Flow Increase	11/11/25	0750	64.1					Flow Increase	12/1/25	1224	50.9
156				11/3/25		51.16												
157				11/3/25		19.87												
158				11/3/25		18.21												
159				11/3/25		2,166												
	Y69	34.43420897	-118.647357	11/3/25	1014	2,166	Flow Increase	11/11/25	0850	165					Flow Increase	12/1/25	1230	17.6
160				11/3/25		3,505												
	Y72	34.433366	-118.647152	11/3/25	1049	3,393	Flow Increase	11/11/25	0753	35.8					Flow Increase	12/1/25	1225	32.4
	Y73	34.43332502	-118.647338	11/3/25	1053	3,505	Flow Increase	11/11/25	0754	29.8					Flow Increase	12/1/25	1232	29.1
161				11/3/25		81.60												
162				11/3/25		8,000												
	Y91	34.43214401	-118.646748	11/3/25	1023	8,000	Flow Increase	11/11/25	0759	66.1					Flow Increase	12/1/25	1133	3.99
163				11/3/25		159												
164				11/3/25		484												
	B75	34.43243301	-118.649	11/3/25	0933	484	Flow Increase	11/11/25	0803	17.1								
165				11/3/25		156												
166				11/3/25		171												
167				11/3/25		7,831												
	Y74	34.43347799	-118.648905	11/3/25	1152	7,831	Flow Increase	11/11/25	0813	78.9					Flow Increase	12/1/25	1234	67.4
168				11/3/25		184												
169				11/3/25		11.47												
170				11/3/25		525												
	Y45	34.43411702	-118.64966	11/3/25	1039	525	Flow Increase	11/11/25	0817	120					Flow Increase	12/1/25	1140	18.71
171				11/3/25		19.87												
172				11/3/25		16.91												
173				11/3/25		17.49												
174				11/3/25		761												
	Y46	34.43426002	-118.65081	11/3/25	1112	761	Cover Compaction	11/11/25	0819	91.4					Cover Compaction	12/1/25	1100	7.21
175				11/3/25		10.16												
176				11/3/25		81.60												
177				11/3/25		77.10												
178				11/3/25		54.78												
179				11/3/25		17.04												
180				11/3/25		10.85												
181				11/3/25		24.04												
182				11/3/25		11.60												
183				11/3/25		10.59												
184				11/3/25		20.93												
185				11/3/25		45.07												
186				11/3/25		6.18												
187				11/3/25		5.29												
188				11/3/25		4.90												
189				11/3/25		7.81												
	Y1	34.43612399	-118.649819	11/3/25	0911	2,093	Seal Repaired	11/11/25	0825	244					Seal Repaired	12/1/25	1150	72.1
190				11/3/25		9.22												
191				11/3/25		11.37												
192				11/3/25		10.57												
193				11/3/25		6.41												
194				11/4/25		13.1												
195				11/4/25		7.4												
196				11/3/25		6.45												
197				11/4/25		8.2												
198				11/3/25		160												
199				11/4/25		6.5												

Table 1

200				11/3/25		9.71												
201				11/3/25		7.13												
202				11/3/25		7.40												
203				11/3/25		8.82												
204				11/3/25		10.30												
205				11/3/25		110												
206				11/3/25		7.77												
207				11/3/25		45.50												
208				11/3/25		267												
	B105	34.43230703	-118.650846	11/3/25	1237	267	Flow Increase	11/11/25	0807	171								
209				11/3/25		166												
210				11/3/25		61.17												
211				11/3/25		366												
	B104	34.43166104	-118.650151	11/3/25	1234	366	Flow Increase	11/11/25	0937	108								
212				11/3/25		5.40												
213				11/3/25		59.71												
214				11/3/25		41.60												
215				11/3/25		37.80												
216				11/4/25		7.2												
217				11/4/25		10.6												
218				11/4/25		6.9												
219				11/4/25		7.7												
220				11/4/25		5.4												
221				11/4/25		7.16												
222				11/4/25		7.13												
223				11/4/25		4.9												
224				11/4/25		6.8												
225				11/4/25		5.1												
226				11/4/25		5.4												
227				11/4/25		46.6												
228				11/4/25		700												
	Y81	34.42906198	-118.649821	11/4/25	1114	700	Flow Increase; Cover Compaction	11/11/25	1034	126					Flow Increase; Cover Compaction	12/1/25	1039	28.1
229				11/4/25		10.58												
230				11/4/25		7.12												
231				11/4/25		7.21												
232				11/4/25		7.16												
233				11/4/25		6.81												
234				11/4/25		9.14												
235				11/4/25		8.13												
236				11/4/25		9.24												
237				11/4/25		11.62												
238				11/4/25		12.40												
239				11/4/25		11.25												
240				11/4/25		10.55												
241				11/4/25		30.50												
242				11/4/25		16.30												
243				11/4/25		500												
	Y102	34.42878303	-118.650736	11/4/25	1013	500	Flow Increase	11/11/25	1037	20.7					Flow Increase	12/1/25	1034	7.24
244				11/4/25		16.17												
245				11/5/25		1,036												
	Y100	34.42820996	-118.650579	11/5/25	1001	1,036	Flow Increase	11/11/25	1039	19.9					Flow Increase	12/1/25	0910	42.3
246				11/5/25		246												
	B100	34.42726197	-118.650021	11/5/25	1015	246	Flow Increase	11/11/25	1041	22.6								
247				11/4/25		6.00												
248				11/4/25		5.32												
249				11/4/25		6.80												
250				11/4/25		6.72												

Table 1

251				11/4/25		6.00											
252				11/4/25		6.72											
253				11/4/25		5.32											

Table 1

Chiquita Canyon Landfill Rule 1150.1 4th Quarter Monitoring Report

November 2025 Chiquita Canyon Landfill Instantaneous Surface Monitoring Reaction Area Sweep (11-11-25/11-12-25)

Grid	Flag	Latitiude	Longitude	Initial Date	Time	Initial Exceedance >500, 200-499 (PPM)	10-Day Corrective Action	First Remonitoring Date (10-days)	Time	PPM	2nd 10-Day Corrective Action	Second Remonitoring Date (10-days)	Time	PPM	30-DayCorrective Action	30 Day Remonitoring Date	Time	PPM
Instantaneous (Monthly)																		
53				11/12/25		886												
	Y44	34.43534397	-118.64579	11/12/25	1022	886	Cover Compaction	11/19/25	1010	7.8					Cover Compaction	12/10/25	0803	11.67
66				11/12/25		58.18												
76				11/12/25		5.61												
77				11/12/25		8.46												
78				11/12/25		45.53												
79				11/12/25		18.77												
80				11/12/25		6.32												
81				11/12/25		785												
	Y43	34.43504096	-118.64564	11/12/25	1016	785	Flow Increase	11/19/25	1009	8.6					Flow Increase	12/10/25	0800	9.21
82				11/12/25		197												
83				11/12/25		337												
	B73	34.43392617	-118.646041	11/12/25	1112	337	Flow Increase	11/19/25	0829	7.8								
88				11/11/25		5,823												
	Y5	34.43212699	-118.646724	11/11/25	0948	5,823	Flow Increase; Cover Compaction	11/19/25	1120	85.40					Flow Increase; Cover Compaction	12/10/25	1120	18.56
89				11/12/25		9.35												
90				11/12/25		13.40												
96				11/12/25		9.21												
99				11/12/25		9.47												
145				11/12/25		6.67												
146				11/12/25		105												
147				11/12/25		925												
	Y41	34.43559106	-118.6466807	11/12/25	1107	925	Flow Increase	11/19/25	1013	30.7					Flow Increase	12/10/25	0808	9.23
	B41	34.43553097	-118.646636	11/12/25	0924	331	Flow Increase	11/19/25	0757	5.9								
148				11/12/25		35.72												
149				11/12/25		57.09												
150				11/12/25		2,254												
	Y21	34.436156	-118.648127	11/12/25	0952	2,254	Cover Compaction	11/19/25	0801	100					Cover Compaction	12/10/25	0805	14.81
151				11/12/25		12.8												
152				11/12/25		62.3												
153				11/12/25		Active Construction												
154				11/12/25		12.02												
155				11/12/25		8.88												
156				11/12/25		3,629												
	Y22	34.43570497	-118.648367	11/12/25	1023	3,629	Flow Increase	11/19/25	0807	187					Flow Increase	12/10/25	0811	15.43
	Y23	34.43562199	-118.648826	11/12/25	1029	2,492	Flow Increase	11/19/25	0813	5.6					Flow Increase	12/10/25	0813	12.76
	Y24	34.43554698	-118.648867	11/12/25	1035	3,605	Seal Repaired	11/19/25	0814	7.6					Seal Repaired	12/10/25	0815	7.43
157				11/12/25		12.8												
158				11/12/25		41.60												
159				11/12/25		809												
	Y42	34.43380899	-118.6476	11/12/25	0949	809	Flow Increase	11/19/25	0826	8.6					Flow Increase	12/10/25	0807	7.12
160				11/12/25		9.62												
161				11/12/25		6.35												
162				11/11/25		34.10												
163				11/12/25		6.57												
164				11/11/25		47.16												
165				11/11/25		1,325												
	Y1	34.43309996	-118.64872	11/11/25	0903	600	Seal Repaired	11/19/25	1113	255								
	Y2	34.43311304	-118.64872	11/11/25	0908	1,325	Flow Increase	11/19/25	1115	188					Seal Repaired	12/10/25	0753	16.28
166				11/12/25		167									Flow Increase	12/10/25	1113	13.71
167				11/12/25		8.77												
168				11/12/25		8.59												
169				11/12/25		7.35												
170				11/12/25		8.44												

Table 1

171				11/12/25		40.55												
172				11/12/25		6.8												
173				11/12/25		8.5												
174				11/12/25		6.5												
175				11/12/25		5.9												
176				11/12/25		6.8												
177				11/12/25		8.3												
178				11/12/25		8,524												
	Y2	34.43575946	-118.6492481	11/12/25	1100	3,245	Seal Repaired	11/19/25	0933	7.8					Seal Repaired	12/10/25	0845	8.67
	Y3	34.43572216	-118.6492748	11/12/25	1114	600	Seal Repaired	11/19/25	0936	4.6					Seal Repaired	12/10/25	0816	5.68
	Y4	34.43583196	-118.649241	11/12/25	1117	8,524	Seal Repaired	11/19/25	0938	11.6					Seal Repaired	12/10/25	0817	4.79
179				11/12/25		8,921												
	Y5	34.43573104	-118.6491946	11/12/25	1108	8,921	Seal Repaired	11/19/25	0943	106					Seal Repaired	12/10/25	0819	10.43
180				11/12/25		9,852												
	Y1	34.43531103	-118.65046	11/12/25	1041	9,852	Flow Increase	11/19/25	0815	205					Flow Increase	12/10/25	0814	5.55
181				11/12/25		34.61												
182				11/12/25		24.67												
183				11/12/25		41.70												
184				11/12/25		61.30												
185				11/12/25		19.76												
186				11/12/25		32.15												
187				11/12/25		21.31												
188				11/12/25		18.71												
189				11/12/25		19.57												
190				11/12/25		17.84												
191				11/12/25		12.50												
192				11/12/25		23.61												
193				11/12/25		29.10												
194				11/11/25		29.31												
195				11/11/25		17.64												
196				11/11/25		1,767												
	Y3	34.43195499	-118.648117	11/11/25	0920	1,767	Cover Compaction	11/19/25	1116	111					Cover Compaction	12/10/25	1115	11.31
	Y4	34.43181904	-118.647872	11/11/25	0924	1,682	Flow Increase	11/19/25	1117	286					Flow Increase	12/10/25	1117	14.62
197				11/11/25		31.60												
198				11/12/25		7.18												
199				11/11/25		49.72												
200				11/12/25		6.0												
201				11/12/25		6.4												
202				11/12/25		7.1												
203				11/12/25		6.25												
204				11/12/25		5.15												
205				11/12/25		8.2												
206				11/12/25		5.15												
207				11/12/25		8.90												
208				11/12/25		9.05												
209				11/11/25		21.30												
210				11/12/25		8.29												
211				11/12/25		8.71												
212				11/12/25		7.39												
213				11/12/25		7.41												
214				11/12/25		7.57												
215				11/12/25		700												
	Y81	34.431308	-118.65065	11/12/25	1035	700	Cover Compaction	11/19/25	0923	31.2					Cover Compaction	12/10/25	0730	198
	Y82	34.431137	-118.650621	11/12/25	1036	510	Flow Increase	11/19/25	0925	56.1					Flow Increase	12/10/25	0731	131
216				11/12/25		8.21												
217				11/12/25		7.16												

Table 1

Chiquita Canyon Landfill Rule 1150.1 4th Quarter Monitoring Report

November 2025 Chiquita Canyon Landfill Instantaneous Surface Monitoring Full Site Sweep (11-24-25/11-25-25)

Grid	Flag	Latitiude	Longitude	Initial Date	Time	Initial Exceedance >500, 200-499 (PPM)	10-Day Corrective Action	First Remonitoring Date (10-days)	Time	PPM	2nd 10-Day Corrective Action	Second Remonitoring Date (10-days)	Time	PPM	30-DayCorrective Action	30 Day Remonitoring Date	Time	PPM
Instantaneous (Monthly)																		
1				11/25/25		3.36												
2				11/25/25		3.66												
3				11/25/25		3.50												
4				11/25/25		3.77												
5				11/25/25		4.42												
6				11/25/25		14.91												
7				11/25/25		15.22												
8				11/25/25		Active Construction												
9				11/25/25		Active Construction												
10				11/25/25		15.77												
11				11/25/25		3.8												
12				11/25/25		Active Construction												
13				11/25/25		Active Construction												
14				11/25/25		4.2												
15				11/25/25		4.7												
16				11/25/25		3.7												
17				11/25/25		3.9												
18				11/25/25		4.5												
19				11/25/25		3.2												
20				11/25/25		4.3												
21				11/24/25		5.62												
22				11/24/25		4.32												
23				11/24/25		5.71												
24				11/24/25		4.32												
25				11/24/25		5.10												
26				11/24/25		6.54												
27				11/24/25		5.62												
28A				11/24/25		6.20												
29				11/24/25		4.19												
30				11/24/25		32.60												
31				11/24/25		41.70												
32				11/24/25		49.76												
33				11/24/25		54.60												
34				11/24/25		41.11												
35				11/24/25		71.91												
36				11/24/25		39.71												
37				11/24/25		32.40												
38				11/24/25		42.60												
39				11/24/25		41.67												
40				11/24/25		51.10												
41				11/24/25		54.60												
42				11/24/25		54.60												
43				11/24/25		89.60												
44				11/24/25		71.92												
45				11/24/25		54.61												
46				11/24/25		45.60												
47				11/24/25		42.60												
48				11/24/25		81.60												
49				11/24/25		32.60												
50				11/24/25		45.10												
51				11/24/25		21.70												
52				11/24/25		29.30												
53				11/24/25		137												
54				11/24/25		447												
	B65	34.43568503	-118.645509	11/24/25	1035	447	Flow Increase	12/3/25	0821	196								
55				11/24/25		930												
	Y66	34.43597403	-118.644246	11/24/25	1042	930	Cover Compaction	12/3/25	0811	202					Cover Compaction	12/23/25	0822	11.36

Table 1

56				11/24/25		15.15													
57				11/24/25		19.20													
58				11/24/25		147													
59				11/24/25		700													
	Y76	34.43534103	-118.644966	11/24/25	1153	700	Flow Increase	12/3/25	0819	104					Flow Increase	12/23/25	0819	11.2
60				11/24/25		616													
	Y75	34.43525696	-118.644095	11/24/25	1149	616	Flow Increase	12/3/25	0804	461					Flow Increase	12/23/25	0820	9.89
61				11/24/25		7.47													
62				11/24/25		909													
	Y73	34.43539401	-118.643015	11/24/25	1139	909	Flow Increase	12/3/25	0758	206					Flow Increase	12/23/25	0826	217
63				11/24/25		600													
	Y72	34.43559098	-118.642366	11/24/25	1131	600	Flow Increase	12/3/25	0836	164					Flow Increase	12/23/25	0829	489
64				11/24/25		111													
65				11/24/25		500													
	Y70	34.43639497	-118.642106	11/24/25	1114	500	Cover Compaction	12/3/25	0815	317					Cover Compaction	12/23/25	0838	19.36
66				11/24/25		877													
	Y42	34.43605199	-118.646358	11/24/25	1012	877	Cover Compaction	12/3/25	0825	369					Cover Compaction	12/23/25	0815	11.2
	Y43	34.43608803	-118.645941	11/24/25	1016	743	Flow Increase	12/3/25	0822	36.6					Flow Increase	12/23/25	0813	11.8
67				11/24/25		91													
68				11/24/25		15.64													
69				11/24/25		982													
	Y31	34.43678699	-118.643526	11/24/25	1157	982	Flow Increase; Cover Compaction	12/3/25	0839	5.1					Flow Increase; Cover Compaction	12/23/25	0755	9.58
70				11/24/25		584													
	Y29	34.43744497	-118.6427	11/24/25	1143	584	Flow Increase; Cover Compaction	12/3/25	0755	193					Flow Increase; Cover Compaction	12/23/25	0758	19.3
71				11/24/25		91.64													
72				11/24/25		925													
	Y30	34.43789097	-118.643169	11/24/25	1148	925	Flow Increase	12/3/25	0842	372					Flow Increase	12/23/25	0800	10.29
73				11/24/25		49.70													
74				11/24/25		31.17													
75				11/24/25		112													
76				11/24/25		1,683													
	Y41	34.43622096	-118.646218	11/24/25	1007	1,683	Cover Compaction	12/3/25	0824	194					Cover Compaction	12/23/25	0814	12.3
77				11/24/25		1,806													
	Y26	34.437249	-118.646979	11/24/25	1115	1,806	Seal Repaired; Cover Compaction	12/3/25	0846	458					Seal Repaired; Cover Compaction	12/23/25	0807	112
78				11/24/25		936													
	Y27	34.43708397	-118.646328	11/24/25	1117	936	Seal Repaired	12/3/25	0845	406					Seal Repaired	12/23/25	0805	2.5
79				11/24/25		45.60													
80				11/24/25		51.31													
81				11/24/25		6.75													
82				11/24/25		105													
83				11/24/25		143													
84				11/24/25		98.60													
85				11/24/25		25.10													
86				11/24/25		21.09													
87				11/24/25		59.32													
88				11/24/25		29.56													
89				11/24/25		23.60													
90				11/24/25		18.51													
91				11/24/25		61.17													
92				11/24/25		29.84													
93				11/24/25		250													
	B161	34.43128402	-118.644056	11/24/25	0943	225	Flow Increase	12/3/25	0750	143								
	B162	34.43106903	-118.64434	11/24/25	0941	200	Flow Increase	12/3/25	0749	187								
	B163	34.43105503	-118.644569	11/24/25	0944	250	Flow Increase	12/3/25	0748	165								
94				11/24/25		51.16													
95				11/24/25		608													
	Y161	34.43010796	-118.645275	11/24/25	1002	608	Flow Increase	12/3/25	0743	233					Flow Increase	12/23/25	0910	435
96				11/24/25		10.15													
97				11/24/25		47.80													
98				11/24/25		29.30													
99				11/24/25		29.30													
100				11/24/25		11.29													
101				11/24/25		7.89													

Table 1

102				11/24/25		4.93												
103				11/24/25		9.36												
104				11/24/25		19.71												
105				11/24/25		5.41												
106				11/24/25		4.30												
107				11/24/25		5.64												
108				11/25/25		3.7												
109				11/25/25		12.39												
110				11/25/25		13.21												
111				11/25/25		13.16												
112				11/25/25		16.51												
113				11/25/25		5.01												
114				11/25/25		4.90												
115				11/25/25		5.09												
116				11/25/25		6.4												
117				11/25/25		8.01												
118				11/25/25		6.0												
119				11/25/25		7.2												
120				11/25/25		7.3												
121				11/25/25		6.9												
122				11/25/25		6.6												
123				11/25/25		9.43												
124				11/25/25		4.41												
125				11/25/25		3.66												
126				11/25/25		3.92												
127				11/25/25		3.53												
128				11/25/25		6.4												
129				11/25/25		7.9												
130				11/25/25		5.38												
131				11/25/25		3.42												
132				11/25/25		3.30												
133				11/25/25		3.13												
134				11/25/25		4.53												
135				11/25/25		5.62												
136				11/25/25		6.13												
137				11/25/25		6.10												
138				11/25/25		4.95												
139				11/25/25		5.62												
140				11/25/25		5.15												
141				11/25/25		4.32												
142				11/25/25		4.39												
143				11/25/25		16.47												
144				11/25/25		15.91												
145				11/24/25		19.75												
146				11/24/25		807												
	Y44	34.43589097	-118.646911	11/24/25	1026	807	Flow Increase; Cover Compaction	12/3/25	0828	8.3					Flow Increase; Cover Compaction	12/23/25	0811	11.8
	Y45	34.43598501	-118.646764	11/24/25	1030	625	Flow Increase; Cover Compaction	12/3/25	0827	10.5					Flow Increase; Cover Compaction	12/23/25	0811	10.7
	Y46	34.43615802	-118.646976	11/24/25	1035	505	Cover Compaction	12/3/25	0829	97.4					Cover Compaction	12/23/25	0810	9.3
147				11/24/25		101												
148				11/24/25		17.30												
149				11/24/25		6.50												
150				11/24/25		29.10												
151				11/24/25		45.30												
152				11/24/25		10.2												
153				11/24/25		9.02												
154				11/24/25		24.30												
155				11/24/25		31.60												
156				11/24/25		56.71												
157				11/24/25		111												
158				11/24/25		8.60												
159				11/24/25		31.72												
160				11/24/25		34.20												
161				11/24/25		61.30												

162				11/24/25		29.28													
163				11/24/25		98.41													
164				11/24/25		105													
165				11/24/25		135													
166				11/24/25		46.19													
167				11/24/25		72.40													
168				11/24/25		69.71													
169				11/24/25		8.3													
170				11/24/25		7.9													
171				11/24/25		10.6													
172				11/24/25		12.9													
173				11/24/25		7.8													
174				11/24/25		8.6													
175				11/24/25		43.20													
176				11/24/25		21.90													
177				11/24/25		916													
	Y21	34.43551697	-118.648877	11/24/25	1033	916	Seal Repaired	12/3/25	0855	376					Seal Repaired	12/23/25	0913	102	
178				11/24/25		45.60													
179				11/24/25		32.70													
180				11/24/25		32.60													
181				11/24/25		45.10													
182				11/24/25		57.19													
183				11/24/25		31.60													
184				11/24/25		42.11													
185				11/24/25		17.41													
186				11/24/25		57.60													
187				11/24/25		42.20													
188				11/24/25		31.60													
189				11/24/25		49.47													
190				11/24/25		21.13													
191				11/24/25		31.71													
192				11/24/25		42.60													
193				11/24/25		39.17													
194				11/24/25		24.35													
195				11/24/25		25.12													
196				11/24/25		30.97													
197				11/24/25		24.82													
198				11/24/25		26.67													
199				11/24/25		28.11													
200				11/24/25		41.71													
201				11/24/25		51.60													
202				11/24/25		9.4													
203				11/24/25		8.3													
204				11/24/25		41.10													
205				11/24/25		7.8													
206				11/24/25		7.2													
207				11/24/25		37.60													
208				11/24/25		29.72													
209				11/24/25		18.16													
210				11/24/25		29.03													
211				11/24/25		31.92													
212				11/24/25		40.39													
213				11/24/25		16.48													
214				11/24/25		64.98													
215				11/24/25		41.22													
216				11/24/25		45.60													
217				11/24/25		51.11													
218				11/24/25		29.30													
219				11/24/25		41.61													
220				11/24/25		2,000													
	Y162	34.43070299	-118.65072	11/24/25	1235	2,000	Flow Increase	12/3/25	0913	209					Flow Increase	12/23/25	0853	18.4	
221				11/24/25		4.90													
222				11/24/25		4.88													

Table 1

223				11/24/25		6.55												
224				11/24/25		9.92												
225				11/24/25		21.10												
226				11/24/25		32.70												
227				11/24/25		34.60												
228				11/24/25		5.26												
229				11/24/25		5.73												
230				11/24/25		8.16												
231				11/24/25		7.81												
232				11/24/25		7.87												
233				11/24/25		8.43												
234				11/24/25		49.58												
235				11/24/25		21.37												
236				11/24/25		6.10												
237				11/24/25		13.21												
238				11/24/25		14.4												
239				11/24/25		54.10												
240				11/24/25		810												
	Y201	34.428404	-118.649797	11/24/25	1014	810	Cover Compaction	12/3/25	0906	264					Cover Compaction	12/23/25	0901	432
241				11/24/25		10,000												
	Y200	34.42856502	-118.65012	11/24/25	1004	10,000	Flow Increase	12/3/25	0907	489					Flow Increase	12/23/25	0902	13.25
242				11/24/25		18.2												
243				11/24/25		25.3												
244				11/24/25		72.45												
245				11/24/25		10,000												
	Y202	34.42830602	-118.650699	11/24/25	1249	10,000	Cover Compaction	12/3/25	0908	471					Cover Compaction	12/23/25	0903	376
246				11/24/25		34.10												
247				11/24/25		22.5												
248				11/24/25		55.3												
249				11/24/25		8.43												
250				11/24/25		8.5												
251				11/24/25		8.8												
252				11/24/25		12.3												
253				11/24/25		9.03												

Table 1

Chiquita Canyon Landfill Rule 1150.1 4th Quarter Monitoring Report

December 2025 Chiquita Canyon Landfill Full Site Instantaneous Surface Monitoring Sweep (12-8-25/12-9-25/12-10-25)

Grid	Flag	Latitiude	Longitude	Initial Date	Time	Initial Exceedance >500, 200-499 (PPM)	10-Day Corrective Action	First Remonitoring Date (10-days)	Time	PPM	2nd 10-Day Corrective Action	Second Remonitoring Date (10-days)	Time	PPM	30-DayCorrective Action	30 Day Remonitoring Date	Time	PPM
Instantaneous (Monthly)																		
1				12/9/25		9.13												
2				12/9/25		8.16												
3				12/9/25		10.29												
4				12/9/25		8.35												
5				12/9/25		8.31												
6				12/10/25		Active Construction												
7				12/10/25		Active Construction												
8				12/10/25		Active Construction												
9				12/10/25		Active Construction												
10				12/10/25		7.10												
11				12/9/25		8.12												
12				12/10/25		Active Construction												
13				12/10/25		Active Construction												
14				12/9/25		7.41												
15				12/9/25		6.39												
16				12/9/25		6.51												
17				12/9/25		6.41												
18				12/9/25		6.47												
19				12/9/25		6.27												
20				12/9/25		6.75												
21				12/9/25		3.81												
22				12/9/25		2.30												
23				12/9/25		4.01												
24				12/9/25		2.41												
25				12/9/25		2.53												
26				12/9/25		2.58												
27				12/9/25		2.69												
28A				12/9/25		2.46												
29				12/9/25		2.42												
30				12/8/25		183												
31				12/9/25		20.2												
32				12/8/25		400												
	B96	34.43438197	-118.645221	12/8/25	0959	400	Flow Increase	12/18/25	0719	177								
33				12/8/25		10.40												
34				12/9/25		923												
	Y28	34.43327799	-118.644336	12/9/25	1001	800	Cover Compaction	12/18/25	0846	23.1					Cover Compaction	1/6/25	0917	22.5
	Y29	34.43327598	-118.644336	12/9/25	1000	923	Flow Increase	12/18/25	0846	24.0					Flow Increase	1/6/25	0919	10.9
35				12/9/25		628												
	Y30	34.43304598	-118.644778	12/9/25	1015	628	Cover Compaction	12/18/25	0847	14.3					Cover Compaction	1/6/25	0837	12.1
36				12/8/25		19.37												
37				12/8/25		600												
	Y98	34.434272	-118.644129	12/8/25	0944	600	Cover Compaction	12/18/25	0717	26.3					Cover Compaction	1/6/25	0955	26.7
38				12/9/25		15.75												
39				12/9/25		28.30												
40				12/9/25		2,412												
	Y25	34.43489302	-118.643058	12/9/25	0918	2,412	Cover Compaction	12/18/25	0859	16.3					Cover Compaction	1/6/25	0900	19.0
	Y27	34.43500098	-118.643319	12/9/25	0923	956	Cover Compaction	12/18/25	0843	20.3					Cover Compaction	1/6/25	0852	24.0
	B23	34.43501799	-118.643314	12/9/25	0925	200	Flow Increase	12/18/25	0843	19.1								
41				12/9/25		1,122												
	Y26	34.43454802	-118.643137	12/9/25	0931	1,122	Increased vacuum	12/18/25	0845	46.2					Increased vacuum	1/6/25	0904	41.6
42				12/9/25		43.21												
43				12/9/25		31.64												
44				12/9/25		615												
	Y23	34.43506703	-118.642769	12/9/25	0909	500	Cover Compaction	12/18/25	0856	469					Cover Compaction	1/6/25	0850	38.4
	Y24	34.43492998	-118.642818	12/9/25	0913	615	Cover Compaction	12/18/25	0857	39.2					Cover Compaction	1/6/25	1145	33.7
	B22	34.43504297	-118.642561	12/9/25	0905	300	Flow Increase	12/18/25	0855	20.4								
45				12/9/25		1,025												
	Y21	34.43480099	-118.642498	12/9/25	0857	820	Flow Increase; Cover Compaction	12/18/25	0853	13.7					Flow Increase; Cover Compaction	1/6/25	0859	12.3
	Y22	34.43467299	-118.642161	12/9/25	0901	1,025	Cover Compaction	12/18/25	0852	24.4					Cover Compaction	1/6/25	0902	25.7
	B21	34.43484901	-118.642464	12/9/25	0856	200	Flow Increase	12/18/25	0853	9.6								
46				12/9/25		1,842												
	Y44	34.43412096	-118.642131	12/9/25	1150	1,842	Flow Increase	12/18/25	0850	47.7					Flow Increase	1/6/25	0940	15.0
47				12/9/25		21.10												
48				12/9/25		45.60												

Table 1

49				12/9/25		623													
	Y36	34.43223998	-118.643952	12/9/25	1118	623	Cover Compaction	12/18/25	0927	64.9					Cover Compaction	1/6/25	0927	60.5
50				12/9/25		2,513													
	Y33	34.43255103	-118.643327	12/9/25	1105	723	Cover Compaction	12/18/25	0909	11.7					Cover Compaction	1/6/25	0832	21.7
	Y34	34.43235297	-118.64366	12/9/25	1109	760	Cover Compaction	12/18/25	0911	31.2					Cover Compaction	1/6/25	0945	28.4
	Y35	34.43227401	-118.643718	12/9/25	1114	2,513	Cover Compaction, Pump Repaired	12/18/25	0910	29.0					Cover Compaction, Pump Repaired	1/6/25	0929	27.1
	B24	34.43226303	-118.643706	12/9/25	1112	233	Flow Increase	12/18/25	0910	28.8								
51				12/9/25		4,521													
	Y31	34.43268204	-118.642837	12/9/25	1049	4,521	Flow Increase	12/18/25	0907	3.6					Flow Increase	1/6/25	0837	12.1
	Y32	34.43276804	-118.64293	12/9/25	1051	1,523	Flow Increase	12/18/25	0908	8.9					Flow Increase	1/6/25	0835	17.4
	Y40	34.43267701	-118.642385	12/9/25	1046	1,235	Flow Increase	12/18/25	0904	7.5					Flow Increase	1/6/25	0940	15.0
52				12/9/25		19.16													
53				12/8/25		2,500													
	Y42	34.43520399	-118.645741	12/8/25	1126	2,500	Flow Increase; Reconnected Well	12/18/25	0736	220					Flow Increase; Reconnected Well	1/6/25	0949	195
54				12/8/25		5,000													
	Y43	34.43556299	-118.644846	12/8/25	1131	5,000	Cover Compaction	12/18/25	0730	126					Cover Compaction	1/6/25	0944	13.1
55				12/8/25		12.8													
56				12/8/25		30,000													
	Y61	34.43660201	-118.642966	12/8/25	0916	30,000	Cover Compaction	12/18/25	0745	7.9					Cover Compaction	1/6/25	0909	6.9
	Y62	34.43653101	-118.643133	12/8/25	0918	2,640	Cover Compaction	12/18/25	0746	4.4					Cover Compaction	1/6/25	0913	5.0
57				12/8/25		60,000													
	Y63	34.43638399	-118.642094	12/8/25	1025	60,000	Cover Compaction	12/18/25	0751	16.2					Cover Compaction	1/6/25	0851	15.5
58				12/8/25		3,800													
	Y64	34.43677501	-118.641409	12/8/25	1036	3,800	Cover Compaction	12/18/25	0808	44.9					Cover Compaction	1/6/25	0906	41.8
59				12/10/25		1,575													
	Y21	34.43521597	-118.644212	12/10/25	1029	1,575	Flow Increase	12/18/25	0738	62.1					Flow Increase	1/6/25	1100	65.3
	B21	34.43543198	-118.644239	12/10/25	1026	207	Flow Increase	12/18/25	0739	13.2								
60				12/10/25		75.64													
61				12/8/25		1,850													
	Y69	34.43549803	-118.643065	12/8/25	1132	1,850	Flow Increase	12/18/25	0742	12.9					Flow Increase	1/6/25	0815	10.8
62				12/8/25		50,000													
	Y70	34.43588703	-118.642803	12/8/25	1137	50,000	Cover Compaction	12/18/25	0803	44.1					Cover Compaction	1/6/25	0821	49.7
	Y71	34.43597403	-118.642474	12/8/25	1139	1,383	Cover Compaction	12/18/25	0802	59.6					Cover Compaction	1/6/25	0825	51.9
	Y72	34.43554798	-118.642391	12/8/25	1144	4,481	Cover Compaction	12/18/25	0800	79.3					Cover Compaction	1/6/25	0818	53.2
	Y73	34.43548	-118.642354	12/8/25	1147	20,000	Cover Compaction	12/18/25	0759	66.8					Cover Compaction	1/6/25	0829	59.7
63				12/8/25		1,686													
	Y74	34.43612097	-118.642067	12/8/25	1153	1,686	Cover Compaction	12/18/25	0753	23.9					Cover Compaction	1/6/25	0847	27.7
64				12/8/25		60,000													
	Y65	34.43597403	-118.640848	12/8/25	1059	600	Flow Increase	12/18/25	0805	14.5					Flow Increase	1/6/25	0902	14.1
	Y68	34.435681	-118.64168	12/8/25	1117	60,000	Cover Compaction	12/18/25	0755	392					Cover Compaction	1/6/25	0844	43.3
65				12/8/25		1,800													
	Y66	34.43627503	-118.641054	12/8/25	1103	1,000	Flow Increase	12/18/25	0807	12.9					Flow Increase	1/6/25	0855	12.1
	Y67	34.43640771	-118.6411733	12/8/25	1031	575	Flow Increase; Reconnected Well	12/18/25	0807	11.7					Flow Increase; Reconnected Well	1/6/25	0857	11.3
66				12/8/25		668													
	Y24	34.43606799	-118.646606	12/8/25	1225	623	Cover Compaction	12/18/25	0733	47.1					Cover Compaction	1/6/25	0935	39.9
	Y25	34.43602298	-118.646384	12/8/25	1230	660	Cover Compaction	12/18/25	0732	33.8					Cover Compaction	1/6/25	0933	66.1
67				12/8/25		31.69													
68				12/8/25		12.3													
69				12/8/25		6.29													
70				12/8/25		108													
71				12/8/25		41.11													
72				12/8/25		28.30													
73				12/8/25		32.60													
74				12/8/25		74.10													
75				12/8/25		21.17													
76				12/8/25		29.60													
77				12/8/25		21.11													
78				12/8/25		28.30													
79				12/8/25		39.71													
80				12/8/25		512													
	Y22	34.43804202	-118.643821	12/8/25	1123	500	Cover Compaction	12/18/25	0810	21.0					Cover Compaction	1/6/25	0921	19.5
	Y23	34.43817403	-118.643719	12/8/25	1126	512	Cover Compaction	12/18/25	0810	17.6					Cover Compaction	1/6/25	0919	17.3
81				12/9/25		70,000													
	Y8	34.43494096	-118.6458	12/9/25	1009	70,000	Flow Increase; Cover Compaction; Reconnected Well	12/18/25	0828	14.3					Flow Increase; Cover Compaction; Reconnected Well	1/6/25	0840	17.5
	Y9	34.43505102	-118.645391	12/9/25	1011	10,000	Cover Compaction	12/18/25	0827	6.1					Cover Compaction	1/6/25	0842	16.0
	Y10	34.43514196	-118.645086	12/9/25	1015	10,000	Flow Increase; Reconnected Well	12/18/25	0826	24.7					Flow Increase; Reconnected Well	1/6/25	0844	24.2
82				12/9/25		30,000													
	Y4	34.43435599	-118.645619	12/9/25	0957	987	Cover Compaction	12/18/25	0832	103					Cover Compaction	1/6/25	0832	98.3
	Y5	34.4343	-118.645264	12/9/25	0959	10,000	Cover Compaction; Riser Repaired	12/18/25	0834	158					Cover Compaction; Riser Repaired	1/6/25	0833	161
	Y6	34.4344	-118.645262	12/9/25	1001	20,000	Flow Increase; Cover Compaction	12/18/25	0834	12.2					Flow Increase; Cover Compaction	1/6/25	0835	11.8

Table 1

	Y7	34.434659	-118.645354	12/9/25	1003	30,000	Flow Increase; Reconnected Well	12/18/25	0836	14.5					Flow Increase; Reconnected Well	1/6/25	0836	26.9
83				12/8/25		20.22												
84				12/8/25		10.66												
85				12/9/25		2,500												
	Y61	34.43268497	-118.645365	12/9/25	0917	2,500	Flow Increase; Cover Compaction	12/18/25	0848	57.3					Flow Increase; Cover Compaction	1/6/25	1057	23.1
86				12/9/25		11.4												
87				12/9/25		75.3												
88				12/8/25		44.3												
89				12/8/25		135												
90				12/8/25		11.17												
91				12/9/25		600												
	Y62	34.43182801	-118.644241	12/9/25	0937	600	Flow Increase	12/18/25	0915	52.0					Flow Increase	1/6/25	1130	36.4
92				12/9/25		1,295												
	Y37	34.43198701	-118.644222	12/9/25	1135	2,012	Cover Compaction	12/18/25	0913	42.2					Cover Compaction	1/6/25	0948	37.8
	Y38	34.43191702	-118.644115	12/9/25	1137	1,295	Cover Compaction, Pump Repaired	12/18/25	0912	8.3					Cover Compaction, Pump Repaired	1/6/25	0851	12.9
	Y39	34.43180404	-118.643962	12/9/25	1139	600	Cover Compaction	12/18/25	0924	10.4					Cover Compaction	1/6/25	0952	47.5
93				12/9/25		800												
	Y63	34.43106601	-118.644293	12/9/25	0948	800	Flow Increase	12/18/25	0921	11.9					Flow Increase	1/6/25	1004	14.6
	Y64	34.43124698	-118.644111	12/9/25	0950	722	Cover Compaction	12/18/25	0922	16.1					Cover Compaction	1/6/25	0959	18.3
94				12/9/25		55.3												
95				12/10/25		578												
	Y22	34.43026604	-118.645128	12/10/25	1054	578	Moisture Condition, Cover Compaction	12/18/25	0705	46.6					Moisture Condition, Cover Compaction	1/6/25	1123	39.3
96				12/8/25		14.8												
97				12/9/25		85.5												
98				12/9/25		1,800												
	Y66	34.42994996	-118.645818	12/9/25	1022	1,800	Flow Increase; Cover Compaction	12/18/25	0919	26.2					Flow Increase; Cover Compaction	1/6/25	1015	23.7
	Y67	34.43006697	-118.64544	12/9/25	1025	1,700	Flow Increase	12/18/25	0917	13.6					Flow Increase	1/6/25	1012	20.1
99				12/9/25		10.3												
100				12/9/25		47.5												
101				12/9/25		19.8												
102				12/9/25		86.5												
103				12/9/25		4,000												
	Y65	34.42971996	-118.64688	12/9/25	1015	4,000	Flow Increase; Cover Compaction	12/18/25	0935	71.4					Flow Increase; Cover Compaction	1/6/25	1018	102
104				12/9/25		55.2												
105				12/9/25		2.37												
106				12/9/25		2.41												
	B1	34.43383103	-118.648451	12/9/25	0921	387	Flow Increase	12/18/25	0840	26.3								
107				12/9/25		2.31												
108				12/9/25		8.29												
109				12/9/25		8.27												
110				12/9/25		9.31												
111				12/9/25		11.25												
112				12/10/25		6.29												
113				12/10/25		4.38												
114				12/9/25		8.22												
115				12/10/25		8.15												
116				12/10/25		6.79												
117				12/10/25		5.72												
118				12/10/25		7.70												
119				12/10/25		4.38												
120				12/10/25		5.16												
121				12/10/25		5.21												
122				12/10/25		6.66												
123				12/10/25		5.32												
124				12/10/25		7.21												
125				12/10/25		8.19												
126				12/10/25		8.13												
127				12/10/25		9.20												
128				12/10/25		8.20												
129				12/10/25		8.20												
130				12/10/25		8.50												
131				12/10/25		8.40												
132				12/10/25		8.13												
133				12/10/25		8.30												
134				12/10/25		8.26												
135				12/10/25		8.25												
136				12/10/25		8.21												
137				12/10/25		8.05												
138				12/10/25		8.17												
139				12/10/25		8.20												

Table 1

140				12/10/25		8.97												
141				12/10/25		8.11												
142				12/10/25		8.34												
143				12/10/25		5.52												
144				12/10/25		6.05												
145				12/8/25		17.82												
146				12/10/25		Active Construction												
147				12/10/25		Active Construction												
148				12/8/25		22.3												
149				12/9/25		1,475												
	Y2	34.43428198	-118.646074	12/9/25	0946	1,475	Flow Increase	12/18/25	0831	29.6					Flow Increase	1/6/25	0830	21.4
	Y3	34.43483703	-118.646165	12/9/25	0952	675	Flow Increase	12/18/25	0829	16.8					Flow Increase	1/6/25	0832	98.3
150				12/8/25		12.61												
151				12/10/25		Active Construction												
152				12/10/25		Active Construction												
153				12/8/25		2.50												
154				12/9/25		109												
155				12/8/25		10.66												
156				12/8/25		25.71												
157				12/8/25		8.5												
158				12/8/25		840												
	Y41	34.43458599	-118.647748	12/8/25	1047	840	Flow Increase	12/18/25	0723	17.7					Flow Increase	1/6/25	0949	15.2
159				12/9/25		12.36												
160				12/8/25		8.50												
161				12/8/25		3,654												
	Y102	34.43259303	-118.646676	12/8/25	1045	3,654	Flow Increase; Cover Compaction	12/18/25	0714	84.4					Flow Increase; Cover Compaction	1/6/25	1017	76.2
162				12/8/25		2,585												
	Y101	34.43214904	-118.646727	12/8/25	1010	2,585	Flow Increase	12/18/25	0712	134					Flow Increase	1/6/25	1024	115
163				12/8/25		26.8												
164				12/8/25		10.60												
165				12/8/25		900												
	Y88	34.43317498	-118.648431	12/8/25	1034	900	Cover Compaction	12/18/25	0726	37.1					Cover Compaction	1/6/25	1013	35.6
166				12/9/25		800												
	Y1	34.43401099	-118.648453	12/9/25	0924	800	Flow Increase	12/18/25	0840	22.3					Flow Increase	1/6/25	1118	19.6
	B1	34.43383103	-118.648451	12/9/25	0921	387	Flow Increase	12/18/25	0840	26.3								
167				12/8/25		28.15												
168				12/8/25		10.23												
169				12/8/25		21.3												
170				12/8/25		15.9												
171				12/8/25		16.3												
172				12/8/25		10.1												
173				12/8/25		9.7												
174				12/8/25		8.6												
175				12/8/25		2,512												
	Y21	34.43727398	-118.645798	12/8/25	1101	2,512	Flow Increase; Cover Compaction	12/18/25	0813	29.7					Flow Increase; Cover Compaction	1/6/25	0927	26.3
176				12/8/25		31.16												
177				12/8/25		19.17												
178				12/8/25		13.41												
179				12/8/25		13.25												
180				12/8/25		14.22												
181				12/8/25		14.41												
182				12/8/25		16.47												
183				12/8/25		18.41												
184				12/8/25		18.39												
185				12/8/25		18.12												
186				12/8/25		17.31												
187				12/8/25		18.12												
188				12/8/25		17.51												
189				12/8/25		16.51												
190				12/8/25		17.40												
191				12/8/25		17.39												
192				12/8/25		17.41												
193				12/8/25		17.47												
194				12/8/25		17.4												
195				12/8/25		19.2												
196				12/8/25		14.3												
197				12/8/25		12.9												
198				12/8/25		18.6												
199				12/8/25		16.4												
200				12/8/25		15.13												

201				12/8/25		23.40												
202				12/8/25		13.7												
203				12/8/25		11.6												
204				12/8/25		8.39												
205				12/8/25		12.8												
206				12/8/25		13.5												
207				12/8/25		8.62												
208				12/8/25		10.77												
209				12/8/25		9.50												
210				12/8/25		11.4												
211				12/8/25		9.6												
212				12/8/25		16.9												
213				12/8/25		13.2												
214				12/8/25		14.6												
215				12/8/25		17.9												
216				12/9/25		8.4												
217				12/9/25		1,767												
	Y41	34.43080198	-118.64852	12/9/25	0944	1,767	Flow Increase; Cover Compaction	12/18/25	0950	61.9					Flow Increase; Cover Compaction	1/6/25	1029	73.5
218				12/9/25		8.4												
219				12/9/25		144												
220				12/9/25		684												
	Y42	34.43068002	-118.650663	12/9/25	1016	684	Flow Increase	12/18/25	0940	15.3					Flow Increase	1/6/25	1044	16.7
221				12/9/25		21.2												
222				12/9/25		167												
223				12/9/25		1,408												
	Y43	34.42973102	-118.648762	12/9/25	1112	1,408	Flow Increase	12/18/25	0946	8.3					Flow Increase	1/6/25	1024	10.6
224				12/9/25		9.8												
225				12/9/25		17.3												
226				12/9/25		12.9												
227				12/9/25		18.1												
228				12/9/25		19.36												
229				12/9/25		17.2												
230				12/9/25		14.4												
231				12/9/25		13.8												
232				12/9/25		12.3												
233				12/9/25		17.8												
234				12/9/25		25.3												
235				12/9/25		22.1												
236				12/9/25		45.1												
237				12/9/25		10.77												
238				12/9/25		7.46												
239				12/9/25		800												
	Y87	34.42806705	-118.6488779	12/9/25	0951	800	Cover Compaction	12/18/25	0937	26.5					Cover Compaction	1/6/25	1106	27.9
240				12/9/25		8.10												
241				12/9/25		600												
	Y85	34.42863702	-118.650136	12/9/25	1021	600	Flow Increase	12/18/25	0944	19.9					Flow Increase	1/6/25	1057	23.1
242				12/9/25		20.22												
243				12/9/25		5.16												
244				12/9/25		5.80												
245				12/9/25		8.45												
246				12/9/25		11.52												
247				12/9/25		12.14												
248				12/9/25		38.60												
249				12/9/25		6.81												
250				12/9/25		6.32												
251				12/9/25		7.17												
252				12/9/25		8.90												
253				12/9/25		19.7												

Table 1

Chiquita Canyon Landfill Rule 1150.1 4th Quarter Monitoring Report
December 2025 Chiquita Canyon Landfill Instantaneous Surface Monitoring Reaction Area Sweep (12-16-25)

Grid	Flag	Latitiude	Longitude	Initial Date	Time	Initial Exceedance >500, 200-499 (PPM)	10-Day Corrective Action	First Remonitoring Date (10-days)	Time	PPM	2nd 10-Day Corrective Action	Second Remonitoring Date (10-days)	Time	PPM	30-DayCorrective Action	30 Day Remonitoring Date	Time	PPM
Instantaneous (Monthly)																		
53				12/16/25		7,623												
	Y41	34.43523098	-118.646491	12/16/25	1014	500	Cover Compaction	12/23/25	0809	9.06					Cover Compaction	1/14/26	0718	13.0
	Y42	34.43531899	-118.646311	12/16/25	1017	2,015	Flow Increase	12/23/25	0807	9.71					Flow Increase	1/14/26	0717	13.7
	Y43	34.43528999	-118.646075	12/16/25	1019	562	Installed EVOH/HDPE geomembrane	12/23/25	0803	8.53					Installed EVOH/HDPE geomembrane	1/14/26	0719	13.4
	Y44	34.43533399	-118.645774	12/16/25	1021	600	Flow Increase; Cover Compaction	12/23/25	0806	28.22					Flow Increase; Cover Compaction	1/14/26	0724	14.8
	Y45	34.43552703	-118.645799	12/16/25	1023	500	Cover Compaction	12/23/25	0805	9.18					Cover Compaction	1/14/26	0722	12.3
	Y46	34.43542703	-118.646075	12/16/25	1025	4,256	Cover Compaction	12/23/25	0816	11.61					Cover Compaction	1/14/26	0720	14.6
	Y47	34.43548	-118.646099	12/16/25	1027	7,623	Cover Compaction	12/23/25	0817	10.83					Cover Compaction	1/14/26	0721	12.4
	Y48	34.436069	-118.646387	12/16/25	1035	927	Cover Compaction	12/23/25	0818	10.94					Cover Compaction	1/14/26	0712	17.3
	Y471	34.43545796	-118.646178	12/16/25	1028	927	Installed EVOH/HDPE geomembrane	12/23/25	0815	10.19					Installed EVOH/HDPE geomembrane	1/14/26	0721	11.8
66				12/16/25		1,040												
	Y49	34.43608602	-118.646425	12/16/25	1045	1,040	Cover Compaction	12/23/25	0821	8.68					Cover Compaction	1/14/26	0711	21.4
	Y50	34.43612499	-118.646574	12/16/25	1047	800	Cover Compaction	12/23/25	0822	8.97					Cover Compaction	1/14/26	0710	46.2
	Y472	34.43552501	-118.646475	12/16/25	1030	500	Seal Repaired; Installed EVOH/HDPE geomembrane	12/23/25	0814	13.22					Seal Repaired; Installed EVOH/HDPE geomembrane	1/14/26	0709	19.3
76				12/16/25		912												
	Y51	34.43653998	-118.646739	12/16/25	1051	912	Cover Compaction	12/23/25	0824	6.82					Cover Compaction	1/14/26	0709	19.3
77				12/16/25		332												
	B24	34.43726602	-118.646982	12/16/25	1059	332	Flow Increase	12/23/25	0822	7.80								
78				12/16/25		999												
	Y25	34.43732201	-118.645767	12/16/25	1118	999	Flow Increase	12/23/25	0820	7.96					Flow Increase	1/14/26	0704	16.6
79				12/16/25		22.60												
80				12/16/25		24.30												
81				12/16/25		4,181												
	Y81	34.43514297	-118.645113	12/16/25	0956	4,181	Flow Increase	12/23/25	0836	9.05					Flow Increase	1/14/26	0726	8.5
	Y82	34.435034	-118.645408	12/16/25	1002	2,316	Flow Increase	12/23/25	0834	8.62					Flow Increase	1/14/26	0725	4.6
82				12/16/25		2,545												
	Y83	34.434645	-118.645363	12/16/25	1007	2,545	Flow Increase	12/23/25	0830	9.36					Flow Increase	1/14/26	0728	6.7
83				12/16/25		2,000												
	Y101	34.43392298	-118.645647	12/16/25	0925	2,000	Cover Compaction	12/23/25	0841	28.39					Cover Compaction	1/14/26	0730	30.7
88				12/16/25		20.50												
89				12/16/25		12.80												
90				12/16/25		22.50												
96				12/16/25		8.86												
99				12/16/25		9.77												
145				12/16/25		34.70												
146				12/16/25		Active Construction												
147				12/16/25		Active Construction												
148				12/16/25		43.60												
149				12/16/25		183												
150				12/16/25		650												
	Y23	34.43639296	-118.647723	12/16/25	1029	650	Cover Compaction	12/23/25	0857	7.23					Cover Compaction	1/14/26	0707	24.1
151				12/16/25		Active Construction												
152				12/16/25		Active Construction												
153				12/16/25		71.10												
154				12/16/25		148												
155				12/16/25		39.50												
156				12/16/25		49.71												
157				12/16/25		34.60												
158				12/16/25		59.80												
159				12/16/25		183												
160				12/16/25		132												
161				12/16/25		3,000												
	Y102	34.43253997	-118.646712	12/16/25	0952	3,000	Cover Compaction	12/23/25	0920	9.73					Cover Compaction	1/14/26	0734	15.9
	Y103	34.43250401	-118.647273	12/16/25	0959	2,500	Flow Increase	12/23/25	0922	9.27					Flow Increase	1/14/26	0735	21.9
162				12/16/25		19.70												
163				12/16/25		15.20												
164				12/16/25		36.90												
165				12/16/25		86.50												
166				12/16/25		3,464												
	Y84	34.43376699	-118.648692	12/16/25	1055	3,464	Flow Increase	12/23/25	0915	8.41					Flow Increase	1/14/26	0745	20.7
167				12/16/25		6,656												
	Y85	34.43348	-118.648898	12/16/25	1101	6,656	Seal Repaired	12/23/25	0913	7.28					Seal Repaired	1/14/26	0739	17.7
168				12/16/25		862												
169				12/16/25		21.61												
170				12/16/25		19.39												
171				12/16/25		800												
	Y61	34.43417897	-118.648901	12/16/25	0940	800	Cover Compaction	12/23/25	0910	8.86					Cover Compaction	1/14/26	0740	19.1
172				12/16/25		27.00												
173				12/16/25		20.16												
174				12/16/25		29.80												

175				12/16/25		44.17												
176				12/16/25		29.80												
177				12/16/25		52.60												
178				12/16/25		201												
	B24	34.43726602	-118.646982	12/16/25	1059	201	Flow increase	12/23/25	0900	6.48								
179				12/16/25		1.201												
	Y21	34.43567203	-118.649251	12/16/25	0954	1.201	Seal Repaired	12/23/25	0903	6.34								
180				12/16/25		29.18									Seal Repaired	1/14/26	0738	11.3
181				12/16/25		41.29												
182				12/16/25		12.39												
183				12/16/25		12.03												
184				12/16/25		9.92												
185				12/16/25		59.93												
186				12/16/25		5.40												
187				12/16/25		7.90												
188				12/16/25		7.08												
189				12/16/25		6.72												
190				12/16/25		7.05												
191				12/16/25		5.62												
192				12/16/25		5.91												
193				12/16/25		6.35												
194				12/16/25		14.90												
195				12/16/25		23.60												
196				12/16/25		19.50												
197				12/16/25		23.5												
198				12/16/25		9.55												
199				12/16/25		10.98												
200				12/16/25		44.10												
201				12/16/25		34.60												
202				12/16/25		23.14												
203				12/16/25		19.67												
204				12/16/25		19.57												
205				12/16/25		24.18												
206				12/16/25		15.18												
207				12/16/25		15.07												
208				12/16/25		20.22												
209				12/16/25		43.60												
210				12/16/25		16.22												
211				12/16/25		13.26												
212				12/16/25		7.36												
213				12/16/25		12.13												
214				12/16/25		17.15												
215				12/16/25		17.62												
216				12/16/25		13.45												
217				12/16/25		14.75												

Table 1

Chiquita Canyon Landfill Rule 1150.1 4th Quarter Monitoring Report
December 2025 Chiquita Canyon Landfill Instantaneous Surface Monitoring Reaction Area Sweep (12-22-25)

Grid	Flag	Latitiude	Longitude	Initial Date	Time	Initial Exceedance >500, 200-499 (PPM)	10-Day Corrective Action	First Remonitoring Date (10-days)	Time	PPM	2nd 10-Day Corrective Action	Second Remonitoring Date (10-days)	Time	PPM	30-DayCorrective Action	30 Day Remonitoring Date	Time	PPM
Instantaneous (Monthly)																		
53				12/22/25		846												
	Y43	34.43576801	-118.645484	12/22/25	0859	846	Flow Increase	12/29/25	0738	311					Flow Increase	1/20/2026	1218	281
66				12/22/25		73.2												
76				12/22/25		2,645												
	Y41	34.43633102	-118.646489	12/22/25	0832	2,645	Cover Compaction	12/29/25	0734	296					Cover Compaction	1/20/2026	1217	99.73
	B42	34.43621501	-118.646233	12/22/25	0837	200	Flow Increase	12/29/25	0733	5.07								
77				12/22/25		21.29												
78				12/22/25		37.20												
79				12/22/25		41.17												
80				12/22/25		1,823												
	Y24	34.43616497	-118.642037	12/22/25	1002	1,823	Flow Increase	12/29/25	0808	360					Flow Increase	1/20/2026	1224	411
81				12/22/25		43.7												
82				12/22/25		1,000												
	Y82	34.43439798	-118.64515	12/22/25	0943	1,000	Flow Increase	12/29/25	0747	7.66					Flow Increase	1/20/2026	1231	18.79
83				12/22/25		1,400												
	Y83	34.43384998	-118.645653	12/22/25	0953	1,400	Flow Increase	12/29/25	0751	58.27					Flow Increase	1/20/2026	1232	36.15
88				12/22/25		14.22												
89				12/22/25		87.4												
90				12/22/25		32.5												
96				12/22/25		13.43												
99				12/22/25		4.66												
145				12/22/25		42.31												
146				12/22/25		Active Construction												
147				12/22/25		Active Construction												
148				12/22/25		79.3												
149				12/22/25		4,000												
	Y81	34.43429103	-118.646004	12/22/25	0926	4,000	Cover Compaction	12/29/25	0753	9.52					Cover Compaction	1/20/2026	1236	20.76
150				12/22/25		86.17												
151				12/22/25		Active Construction												
152				12/22/25		Active Construction												
153				12/22/25		149												
154				12/22/25		18.1												
155				12/22/25		3,000												
	Y84	34.43378401	-118.646298	12/22/25	0958	3,000	Flow Increase; Cover Compaction	12/29/25	0730	310					Flow Increase; Cover Compaction	1/20/2026	1236	49.78
156				12/22/25		3,237												
	Y44	34.43567497	-118.648375	12/22/25	0922	3,237	Seal Repaired	12/29/25	0740	304					Seal Repaired	1/20/2026	1220	309
157				12/22/25		124												
158				12/22/25		56.3												
159				12/22/25		19.6												
160				12/22/25		57.2												
161				12/22/25		2,878												
	Y101	34.43253201	-118.647271	12/22/25	0958	2,878	Flow Increase; Cover Compaction	12/29/25	0807	192					Flow Increase; Cover Compaction	1/20/2026	1210	86.47
162				12/22/25		63.2												
163				12/22/25		4,256												
	Y102	34.432718	-118.647529	12/22/25	1008	4,256	Flow Increase; Cover Compaction	12/29/25	0805	232					Flow Increase; Cover Compaction	1/20/2026	1212	118
164				12/22/25		1,347												
	Y103	34.43268204	-118.648475	12/22/25	1017	1,347	Flow Increase; Cover Compaction	12/29/25	0802	97.53					Flow Increase; Cover Compaction	1/20/2026	1213	12.97
165				12/22/25		28.5												
166				12/22/25		16.4												
167				12/22/25		18.5												
168				12/22/25		4.22												
169				12/22/25		10.98												
170				12/22/25		11.18												

Table 1

171				12/22/25		9.21												
172				12/22/25		10.16												
173				12/22/25		10.21												
174				12/22/25		24.2												
175				12/22/25		49.6												
176				12/22/25		18.2												
177				12/22/25		3,312												
	Y45	34.435536	-118.648882	12/22/25	1029	3,312	Seal Repaired	12/29/25	0748	256					Seal Repaired	1/20/2026	1221	67.86
178				12/22/25		7,541												
	Y23	34.435709	-118.64926	12/22/25	0914	7,541	Cover Compaction	12/29/25	0756	223					Cover Compaction	1/20/2026	1227	411
179				12/22/25		29.60												
180				12/22/25		2,633												
	Y21	34.43532402	-118.650452	12/22/25	0905	1,072	Cover Repaired	12/29/25	0751	256					Cover Repaired	1/20/2026	1222	72.19
	Y22	34.435293	-118.650465	12/22/25	0906	2,633	Cover Repaired	12/29/25	0753	425					Cover Repaired	1/20/2026	1223	399
181				12/22/25		74.30												
182				12/22/25		13.52												
183				12/22/25		20.90												
184				12/22/25		26.95												
185				12/22/25		23.17												
186				12/22/25		8.95												
187				12/22/25		12.10												
188				12/22/25		8.93												
189				12/22/25		12.62												
190				12/22/25		9.21												
191				12/22/25		9.45												
192				12/22/25		9.86												
193				12/22/25		9.15												
194				12/22/25		9.60												
195				12/22/25		25.56												
196				12/22/25		2,836												
	Y104	34.43199498	-118.648086	12/22/25	1029	2,836	Flow Increase; Cover Compaction	12/29/25	0800	451					Flow Increase; Cover Compaction	1/20/2026	1237	399
197				12/22/25		17.85												
198				12/22/25		139												
199				12/22/25		11.80												
200				12/22/25		21.81												
201				12/22/25		43.60												
202				12/22/25		19.16												
203				12/22/25		11.27												
204				12/22/25		17.12												
205				12/22/25		19.21												
206				12/22/25		15.22												
207				12/22/25		16.18												
208				12/22/25		46.3												
209				12/22/25		74.3												
210				12/22/25		20.6												
211				12/22/25		19.2												
212				12/22/25		3,416												
	Y105	34.43200001	-118.648994	12/22/25	1047	3,416	Flow Increase; Cover Compaction	12/29/25	0759	145					Flow Increase; Cover Compaction	1/20/2026	1235	87.69
213				12/22/25		12.11												
214				12/22/25		13.99												
215				12/22/25		12.80												
216				12/22/25		17.26												
217				12/22/25		7.86												

TABLE 2

Integrated Surface Sampling Summary Analysis

Table 2

Chiquita Canyon Landfill Rule 1150.1 4th Quarter Monitoring Report

Ocober 2025 Chiquita Canyon Landfill Integrated Surface Sampling Reaction Area (10-7-25/10-8-25)

Grid	Initial Date	Initial Exceedance >25 (PPM)	10-Day Corrective Action	First Remonitoring Date (10-days)	PPM	2nd 10-Day Corrective Action	Second Remonitoring Date (10-days)	PPM	45-Day Corrective Action	45-Day Remonitoring Date	PPM
Integrated (Monthly)											
53	10/7/25	48.39	Moisture Condition, Soil/Dirt Compaction; Flow Increase	10/17/25	11.2						
66	10/7/25	20.9									
76	10/7/25	11.6									
77	10/7/25	9.46									
78	10/7/25	8.30									
79	10/7/25	8.20									
80	10/7/25	9.40									
81	10/7/25	28.25	Moisture Condition, Soil/Dirt Compaction; Flow Increase	10/17/25	13.4						
82	10/7/25	55.30	Moisture Condition, Soil/Dirt Compaction; Flow Increase	10/17/25	9.6						
83	10/8/25	73.2	Moisture Condition, Soil/Dirt Compaction; Flow Increase	10/17/25	19.7						
88	10/8/25	4.5									
89	10/8/25	5.1									
90	10/8/25	24.2									
96	10/8/25	3.72									
99	10/8/25	3.47									
145	10/7/25	9.45									
146	10/7/25	22.9									
147	10/7/25	48.74	Moisture Condition, Soil/Dirt Compaction; Flow Increase	10/17/25	11.1						
148	10/7/25	19.37									
149	10/7/25	27.38	Flow Increase	10/17/25	8.4						
150	10/7/25	13.96									
151	10/7/25	13.87									
152	10/7/25	51.41	Moisture Condition, Soil/Dirt Compaction; Flow Increase	10/17/25	9.6						
153	10/7/25	19.59									
154	10/7/25	17.32									
155	10/8/25	42.5	Moisture Condition, Soil/Dirt Compaction; Flow Increase	10/17/25	23.8						
156	10/7/25	9.1									
157	10/7/25	27.9	Flow Increase	10/17/25	19.4						
158	10/7/25	20.11									
159	10/7/25	28.38	Flow Increase	10/17/25	10.2						
160	10/8/25	13.1									
161	10/8/25	9.40									
162	10/8/25	6.3									
163	10/8/25	12.13									
164	10/8/25	10.63									
165	10/8/25	10.2									

166	10/7/25	5.7									
167	10/7/25	4.3									
168	10/8/25	10.36									
169	10/7/25	4.5									
170	10/7/25	5.9									
171	10/7/25	12.23									
172	10/7/25	9.9									
173	10/7/25	14.6									
174	10/7/25	7.1									
175	10/7/25	9.8									
176	10/7/25	12.8									
177	10/7/25	12.8									
178	10/7/25	13.82									
179	10/7/25	11.6									
180	10/7/25	13.6									
181	10/7/25	11.1									
182	10/7/25	25.37	Flow Increase	10/17/25	22.3						
183	10/7/25	9.81									
184	10/7/25	14.68									
185	10/7/25	13.91									
186	10/7/25	9.46									
187	10/7/25	21.06									
188	10/7/25	20.45									
189	10/7/25	40.86	Flow Increase	10/17/25	16.1						
190	10/7/25	4.50									
191	10/7/25	5.30									
192	10/7/25	9.68									
193	10/7/25	9.20									
194	10/8/25	18.25									
195	10/8/25	6.04									
196	10/8/25	4.1									
197	10/8/25	6.76									
198	10/8/25	4.9									
199	10/8/25	10.83									
200	10/8/25	5.8									
201	10/8/25	10.0									
202	10/8/25	8.3									
203	10/8/25	8.9									
204	10/8/25	9.2									
205	10/8/25	7.16									
206	10/8/25	8.47									
207	10/8/25	8.29									
208	10/8/25	9.27									
209	10/8/25	12.95									

Table 2

210	10/8/25	9.41									
211	10/8/25	4.7									
212	10/8/25	4.4									
213	10/8/25	3.9									
214	10/8/25	4.3									
215	10/8/25	5.2									
216	10/8/25	2.91									
217	10/8/25	3.29									

Table 2

Chiquita Canyon Landfill Rule 1150.1 4th Quarter Monitoring Report

October 2025 Chiquita Canyon Landfill Integrated Surface Sampling Full Site Sweep (10-13-25/10-16-25/10-17-25/10-18-25)

Grid	Initial Date	Initial Exceedance >25 (PPM)	10-Day Corrective Action	First Remonitoring Date (10-days)	PPM	2nd 10-Day Corrective Action	Second Remonitoring Date (10-days)	PPM	45-Day Corrective Action	45-Day Remonitoring Date	PPM
Integrated (Monthly)											
1	10/18/25	7									
2	10/18/25	6									
3	10/18/25	6									
4	10/18/25	9									
5	10/18/25	7									
6	10/18/25	5									
7	10/18/25	Active Construction									
8	10/18/25	5									
9	10/18/25	Active Construction									
10	10/18/25	7									
11	10/18/25	5									
12	10/18/25	Active Construction									
13	10/18/25	4									
14	10/18/25	6									
15	10/18/25	7									
16	10/18/25	5									
17	10/18/25	9									
18	10/18/25	7									
19	10/18/25	11									
20	10/18/25	5									
21	10/17/25	3.41									
22	10/17/25	3.01									
23	10/17/25	3.19									
24	10/17/25	2.91									
25	10/17/25	2.61									
26	10/17/25	3.29									
27	10/17/25	3.51									
28A	10/17/25	3.29									
29	10/17/25	3.47									
30	10/18/25	9									
31	10/18/25	14									
32	10/13/25	29.23	Moisture Condition, Soil/Dirt Compaction; Flow Increase	10/23/25	18.7						
33	10/18/25	10									
34	10/18/25	8									
35	10/18/25	6									
36	10/18/25	4									
37	10/18/25	6									
38	10/18/25	6									
39	10/18/25	10									
40	10/18/25	9									

Table 2

41	10/18/25	9									
42	10/18/25	7									
43	10/18/25	5									
44	10/17/25	5.9									
45	10/17/25	2.8									
46	10/17/25	3.1									
47	10/17/25	6.2									
48	10/17/25	2.6									
49	10/18/25	12									
50	10/18/25	7									
51	10/17/25	4.4									
52	10/17/25	3.8									
53	10/13/25	33.2	Moisture Condition, Soil/Dirt Compaction; Flow Increase	10/23/25	19.8						
54	10/13/25	21.65									
55	10/17/25	12.1									
56	10/17/25	9.5									
57	10/17/25	11.4									
58	10/17/25	3.9									
59	10/13/25	12.62									
60	10/17/25	9.4									
61	10/17/25	8.9									
62	10/17/25	20.1									
63	10/17/25	15.4									
64	10/17/25	7.1									
65	10/17/25	6.5									
66	10/13/25	34.56	Moisture Condition, Soil/Dirt Compaction; Flow Increase	10/23/25	6.9						
67	10/13/25	21.25									
68	10/17/25	7.4									
69	10/17/25	8.3									
70	10/17/25	2.9									
71	10/17/25	3.2									
72	10/17/25	5.4									
73	10/17/25	7.2									
74	10/17/25	9.5									
75	10/13/25	19.44									
76	10/13/25	35.01	Moisture Condition, Soil/Dirt Compaction; Flow Increase	10/23/25	4.8						
77	10/13/25	5.40									
78	10/13/25	6.30									
79	10/13/25	7.20									
80	10/13/25	8.50									
81	10/13/25	6.31									
82	10/13/25	6.42									
83	10/13/25	7.77									
84	10/18/25	17									
85	10/18/25	15									
86	10/18/25	7									
87	10/18/25	10									

Table 2

88	10/16/25	3.7									
89	10/16/25	4.3									
90	10/13/25	14.15									
91	10/18/25	6									
92	10/18/25	5									
93	10/18/25	5									
94	10/18/25	4									
95	10/18/25	6									
96	10/16/25	8.5									
97	10/16/25	5.35									
98	10/16/25	9.93									
99	10/16/25	5.98									
100	10/16/25	6.38									
101	10/16/25	2.08									
102	10/16/25	8.70									
103	10/16/25	19.17									
104	10/13/25	5									
105	10/17/25	3.29									
106	10/17/25	3.41									
107	10/17/25	3.16									
108	10/18/25	6									
109	10/18/25	8									
110	10/18/25	9									
111	10/18/25	6									
112	10/18/25	5									
113	10/18/25	6									
114	10/18/25	7									
115	10/18/25	8									
116	10/18/25	5									
117	10/18/25	4									
118	10/18/25	2									
119	10/18/25	3									
120	10/18/25	7									
121	10/18/25	6									
122	10/18/25	5									
123	10/18/25	4									
124	10/18/25	4									
125	10/18/25	5									
126	10/18/25	5									
127	10/18/25	6									
128	10/18/25	4									
129	10/18/25	4									
130	10/18/25	3									
131	10/18/25	4									
132	10/18/25	5									
133	10/18/25	6									
134	10/18/25	6									

Table 2

135	10/18/25	7									
136	10/18/25	6									
137	10/18/25	6									
138	10/18/25	5									
139	10/18/25	6									
140	10/18/25	6									
141	10/18/25	7									
142	10/18/25	5									
143	10/18/25	7									
144	10/18/25	4									
145	10/13/25	3.25									
146	10/13/25	2.92									
147	10/13/25	9.47									
148	10/13/25	66.70	Moisture Condition, Soil/Dirt Compaction; Flow Increase	10/23/25	4.6						
149	10/13/25	6.29									
150	10/13/25	7.30									
151	10/13/25	6.41									
152	10/13/25	142	Moisture Condition, Soil/Dirt Compaction; Flow Increase	10/23/25	13.6						
153	10/13/25	4.7									
154	10/13/25	7.13									
155	10/13/25	17.18									
156	10/13/25	6.38									
157	10/13/25	5.12									
158	10/13/25	4.3									
159	10/13/25	7.07									
160	10/13/25	13.62									
161	10/16/25	5.95									
162	10/16/25	5.5									
163	10/16/25	6.20									
164	10/16/25	13.41									
165	10/13/25	18.32									
166	10/13/25	4.2									
167	10/13/25	5.1									
168	10/16/25	5.90									
169	10/13/25	3.1									
170	10/13/25	3.7									
171	10/13/25	3.9									
172	10/13/25	8.9									
173	10/13/25	11.2									
174	10/13/25	3.5									
175	10/13/25	4.1									
176	10/13/25	7.2									
177	10/13/25	10.22									
178	10/13/25	8.00									
179	10/13/25	6.25									
180	10/13/25	7.25									
181	10/13/25	3.8									

Table 2

182	10/13/25	3.21			
183	10/13/25	3.12			
184	10/13/25	5.00			
185	10/13/25	7.23			
186	10/13/25	5.8			
187	10/13/25	6.39			
188	10/13/25	6.31			
189	10/13/25	3.18			
190	10/13/25	11.3			
191	10/13/25	6.6			
192	10/13/25	3.8			
193	10/13/25	3.5			
194	10/16/25	7.2			
195	10/16/25	3.3			
196	10/16/25	9.2			
197	10/16/25	3.9			
198	10/16/25	5.4			
199	10/16/25	8.4			
200	10/16/25	50.38	Moisture Condition, Soil/Dirt Compaction; Flow Increase	10/23/25	5.3
201	10/16/25	7.26			
202	10/16/25	6.30			
203	10/16/25	4.55			
204	10/16/25	6.30			
205	10/16/25	7.80			
206	10/16/25	8.11			
207	10/16/25	8.56			
208	10/16/25	14.46			
209	10/16/25	5.61			
210	10/16/25	21.18			
211	10/16/25	3.35			
212	10/16/25	5.66			
213	10/16/25	4.80			
214	10/16/25	6.27			
215	10/16/25	5.45			
216	10/16/25	5.49			
217	10/16/25	5.37			
218	10/16/25	5.51			
219	10/16/25	5.32			
220	10/16/25	8.1			
221	10/16/25	5.02			
222	10/16/25	6.82			
223	10/16/25	6.3			
224	10/16/25	8.4			
225	10/16/25	9.5			
226	10/16/25	4.2			
227	10/16/25	6.5			
228	10/16/25	11.4			

Table 2

229	10/16/25	9.9									
230	10/16/25	3.7									
231	10/16/25	3.6									
232	10/16/25	12.43									
233	10/16/25	13.25									
234	10/17/25	19.51									
235	10/17/25	22.31									
236	10/17/25	17.64									
237	10/17/25	5.30									
238	10/17/25	8.25									
239	10/17/25	6.42									
240	10/16/25	13.40									
241	10/16/25	18.25									
242	10/16/25	8.76									
243	10/16/25	6.22									
244	10/16/25	4.50									
245	10/17/25	7.48									
246	10/17/25	5.60									
247	10/17/25	3.90									
248	10/17/25	8.25									
249	10/17/25	6.40									
250	10/17/25	5.30									
251	10/18/25	Active Construction									
252	10/17/25	10.30									
253	10/17/25	9.40									

Table 2

Chiquita Canyon Landfill Rule 1150.1 4th Quarter Monitoring Report
October 2025 Chiquita Canyon Landfill Integrated Surface Sampling Full Site Sweep (10-27-25/10-30-25/10-31-25)

Grid	Initial Date	Initial Exceedance >25 (PPM)	10-Day Corrective Action	First Remonitoring Date (10-days)	PPM	2nd 10-Day Corrective Action	Second Remonitoring Date (10-days)	PPM	45-Day Corrective Action	45-Day Remonitoring Date	PPM
Integrated (Monthly)											
1	10/30/25	6									
2	10/30/25	7									
3	10/30/25	7									
4	10/30/25	5									
5	10/30/25	6									
6	10/30/25	6									
7	10/30/25	9									
8	10/30/25	6									
9	10/30/25	7									
10	10/30/25	7									
11	10/30/25	6									
12	10/30/25	7									
13	10/30/25	7									
14	10/30/25	5									
15	10/30/25	5									
16	10/30/25	7									
17	10/30/25	4									
18	10/30/25	6									
19	10/30/25	8									
20	10/30/25	7									
21	10/30/25	5									
22	10/30/25	6									
23	10/30/25	6									
24	10/30/25	3									
25	10/30/25	4									
26	10/30/25	5									
27	10/30/25	6									
28A	10/30/25	7									
29	10/30/25	6									
30	10/31/25	8.3									
31	10/31/25	16.8									
32	10/31/25	8.6									
33	10/31/25	6.5									
34	10/31/25	6.7									
35	10/31/25	13.5									
36	10/31/25	10.3									
37	10/31/25	5.3									
38	10/31/25	5.9									
39	10/31/25	10.3									
40	10/30/25	5									
41	10/30/25	6									
42	10/30/25	6									
43	10/30/25	5									

Table 2

44	10/30/25	4										
45	10/30/25	6										
46	10/30/25	5										
47	10/30/25	6										
48	10/30/25	6										
49	10/31/25	15.6										
50	10/31/25	13.6										
51	10/30/25	4										
52	10/30/25	4										
53	10/27/25	46.30	Moisture Condition, Soil/Dirt Compaction; Flow Increase	11/5/25	23.2							
54	10/31/25	20.0										
55	10/31/25	7.3										
56	10/31/25	8.3										
57	10/31/25	9.5										
58	10/31/25	6.2										
59	10/31/25	23.5										
60	10/31/25	7.1										
61	10/31/25	10.0										
62	10/31/25	12.5										
63	10/30/25	7										
64	10/30/25	4										
65	10/30/25	8										
66	10/27/25	10.93										
67	10/31/25	6.1										
68	10/31/25	21.5										
69	10/31/25	13.4										
70	10/31/25	10.6										
71	10/31/25	12.6										
72	10/31/25	15.7										
73	10/31/25	9.4										
74	10/31/25	5.3										
75	10/31/25	6.3										
76	10/27/25	13.62										
77	10/27/25	7.75										
78	10/27/25	16.40										
79	10/27/25	7.42										
80	10/27/25	9.79										
81	10/30/25	31.98	Moisture Condition, Soil/Dirt Compaction; Flow Increase	11/7/25	20.35							
82	10/30/25	42.87	Moisture Condition, Soil/Dirt Compaction; Flow Increase	11/7/25	21.08							
83	10/30/25	7.96										
84	10/31/25	6.2										
85	10/31/25	5.4										
86	10/31/25	12.2										
87	10/31/25	10.5										
88	10/30/25	17.12										
89	10/30/25	10.63										
90	10/30/25	9.60										
91	10/31/25	8.3										
92	10/31/25	8.6										
93	10/31/25	6.4										
94	10/31/25	9.1										

Table 2

95	10/31/25	6.2											
96	10/30/25	23.32											
97	10/31/25	8.8											
98	10/31/25	5.9											
99	10/30/25	7.83											
100	10/30/25	7.01											
101	10/31/25	6.7											
102	10/30/25	10.19											
103	10/31/25	6.6											
104	10/31/25	9.6											
105	10/30/25	5											
106	10/30/25	6											
107	10/30/25	5											
108	10/30/25	9											
109	10/30/25	10											
110	10/30/25	8											
111	10/30/25	6											
112	10/30/25	7											
113	10/30/25	7											
114	10/30/25	5											
115	10/30/25	5											
116	10/30/25	5											
117	10/30/25	7											
118	10/30/25	6											
119	10/30/25	6											
120	10/30/25	4											
121	10/30/25	5											
122	10/30/25	5											
123	10/30/25	9											
124	10/30/25	7											
125	10/30/25	5											
126	10/30/25	5											
127	10/30/25	4											
128	10/30/25	6											
129	10/30/25	7											
130	10/30/25	8											
131	10/30/25	6											
132	10/30/25	7											
133	10/30/25	5											
134	10/30/25	6											
135	10/30/25	6											
136	10/30/25	4											
137	10/30/25	6											
138	10/30/25	7											
139	10/30/25	7											
140	10/30/25	6											
141	10/30/25	5											
142	10/30/25	8											
143	10/30/25	6											
144	10/30/25	8											
145	10/27/25	11.10											

Table 2

146	10/27/25	18.31										
147	10/27/25	16.51										
148	10/27/25	64.67	Moisture Condition, Soil/Dirt Compaction; Flow Increase	11/5/25	14.4							
149	10/30/25	27.90	Flow Increase	11/7/25	24.30							
150	10/27/25	13.22										
151	10/27/25	14.80										
152	10/27/25	19.43										
153	10/27/25	9.60										
154	10/30/25	47.20	Flow Increase	11/7/25	20.25							
155	10/30/25	10.40										
156	10/27/25	12.35										
157	10/27/25	86.91	Flow Increase	11/5/25	16.1							
158	10/27/25	69.77	Flow Increase	11/5/25	18.2							
159	10/30/25	7.35										
160	10/30/25	8.30										
161	10/30/25	7.22										
162	10/30/25	18.19										
163	10/30/25	14.15										
164	10/30/25	9.7										
165	10/30/25	26.3	Moisture Condition, Soil/Dirt Compaction; Flow Increase	11/7/25	23.40							
166	10/30/25	16.8										
167	10/30/25	31.4	Moisture Condition, Soil/Dirt Compaction; Flow Increase	11/7/25	20.05							
168	10/30/25	17.21										
169	10/30/25	18.16										
170	10/30/25	28.3	Moisture Condition, Soil/Dirt Compaction; Flow Increase	11/7/25	22.30							
171	10/27/25	10.3										
172	10/27/25	8.4										
173	10/27/25	7.5										
174	10/30/25	19.34										
175	10/30/25	19.21										
176	10/27/25	9.9										
177	10/27/25	9.7										
178	10/27/25	18.55										
179	10/27/25	11.37										
180	10/27/25	7.52										
181	10/27/25	7.32										
182	10/27/25	8.09										
183	10/27/25	8.27										
184	10/27/25	8.10										
185	10/27/25	9.14										
186	10/27/25	6.9										
187	10/27/25	2.06										
188	10/27/25	7.27										
189	10/27/25	7.89										
190	10/27/25	6.9										
191	10/27/25	7.4										
192	10/27/25	8.1										
193	10/27/25	7.7										
194	10/30/25	13.40										
195	10/30/25	10.1										
196	10/30/25	19.30										

Table 2

197	10/30/25	12.3									
198	10/30/25	12.1									
199	10/30/25	9.4									
200	10/27/25	8.60									
201	10/30/25	10.28									
202	10/30/25	11.22									
203	10/30/25	11.41									
204	10/30/25	10.21									
205	10/30/25	12.60									
206	10/30/25	12.46									
207	10/30/25	9.09									
208	10/30/25	10.37									
209	10/30/25	17.11									
210	10/30/25	17.92									
211	10/30/25	8.35									
212	10/30/25	11.8									
213	10/30/25	7.65									
214	10/30/25	6.40									
215	10/30/25	26.51	Flow Increase	11/7/25	23.05						
216	10/30/25	10.23									
217	10/30/25	9.17									
218	10/30/25	9.20									
219	10/30/25	5.45									
220	10/30/25	10.14									
221	10/30/25	10.04									
222	10/30/25	7.12									
223	10/30/25	18.11									
224	10/30/25	10.22									
225	10/30/25	12.70									
226	10/30/25	9.60									
227	10/30/25	11.40									
228	10/31/25	22.8									
229	10/31/25	37.1	Flow Increase	11/5/25	12.5						
230	10/31/25	29.6	Flow Increase	11/5/25	16.0						
231	10/31/25	42.11	Flow Increase	11/5/25	14.5						
232	10/31/25	19.01									
233	10/31/25	61.72	Flow Increase	11/5/25	18.6						
234	10/31/25	16.82									
235	10/31/25	8.3									
236	10/31/25	5.5									
237	10/31/25	9.93									
238	10/31/25	36.70	Moisture Condition, Soil/Dirt Compaction; Flow Increase	11/5/25	15.8						
239	10/31/25	9.40									
240	10/31/25	40.03	Moisture Condition, Soil/Dirt Compaction; Flow Increase	11/5/25	21.4						
241	10/31/25	23.61									
242	10/31/25	13.81									
243	10/31/25	17.08									
244	10/31/25	24.20									
245	10/31/25	14.18									
246	10/31/25	13.11									
247	10/31/25	10.54									

Table 2

248	10/31/25	9.06										
249	10/31/25	7.90										
250	10/31/25	7.83										
251	10/31/25	9.60										
252	10/31/25	7.17										
253	10/31/25	23.14										

Table 2

Chiquita Canyon Landfill Rule 1150.1 4th Quarter Monitoring Report

Novemeber 2025 Chiquita Canyon Integrated Surface Sampling Landfill Reaction Area (11-5-25/11-6-25)

Grid	Initial Date	Initial Exceedance >25 (PPM)	10-Day Corrective Action	First Remonitoring Date (10-days)	PPM	2nd 10-Day Corrective Action	Second Remonitoring Date (10-days)	PPM	45-Day Corrective Action	45-Day Remonitoring Date	PPM
Integrated (Monthly)											
53	11/5/25	62.71	Moisture Condition, Soil/Dirt Compaction; Flow Increase	11/13/25	19.30						
66	11/5/25	41.45	Moisture Condition, Soil/Dirt Compaction; Flow Increase	11/13/25	20.22						
76	11/5/25	8.50									
77	11/5/25	8.60									
78	11/6/25	12.07									
79	11/6/25	5.87									
80	11/6/25	7.84									
81	11/5/25	15.8									
82	11/5/25	19.22									
83	11/5/25	17.57									
88	11/6/25	8.9									
89	11/6/25	17.55									
90	11/6/25	17.65									
96	11/6/25	9.39									
99	11/6/25	5.16									
145	11/5/25	5.65									
146	11/5/25	9.20									
147	11/5/25	25.73	Flow Increase	11/13/25	11.45						
148	11/5/25	59.21	Flow Increase	11/13/25	14.83						
149	11/5/25	25.8	Flow Increase	11/13/25	4.62						
150	11/5/25	4.25									
151	11/5/25	10.20									
152	11/5/25	9.49									
153	11/5/25	8.68									
154	11/6/25	14.42									
155	11/6/25	7.50									
156	11/5/25	11.30									
157	11/5/25	11.06									
158	11/5/25	15.91									
159	11/6/25	6.45									
160	11/6/25	15.65									
161	11/6/25	6.37									
162	11/6/25	11.3									
163	11/6/25	8.37									
164	11/7/25	10.5									

Table 2

165	11/6/25	8.73										
166	11/6/25	6.32										
167	11/6/25	29.31	Flow Increase	11/13/25	11.3							
168	11/6/25	21.28										
169	11/6/25	22.11										
170	11/6/25	25.16	Flow Increase	11/13/25	8.6							
171	11/5/25	10.84										
172	11/5/25	6.45										
173	11/6/25	11.9										
174	11/6/25	12.9										
175	11/6/25	13.2										
176	11/6/25	15.6										
177	11/5/25	9.50										
178	11/5/25	8.50										
179	11/5/25	10.12										
180	11/6/25	13.5										
181	11/6/25	8.40										
182	11/6/25	7.23										
183	11/6/25	16.6										
184	11/6/25	13.9										
185	11/6/25	19.8										
186	11/6/25	5.49										
187	11/6/25	5.30										
188	11/6/25	4.62										
189	11/6/25	8.60										
190	11/6/25	7.67										
191	11/6/25	8.60										
192	11/6/25	5.53										
193	11/6/25	7.50										
194	11/7/25	11.05										
195	11/7/25	12.30										
196	11/6/25	14.6										
197	11/6/25	15.81										
198	11/6/25	14.3										
199	11/6/25	15.48										
200	11/6/25	15.3										
201	11/6/25	24.6										
202	11/6/25	12.6										
203	11/6/25	24.1										
204	11/6/25	20.81										
205	11/6/25	16.4										
206	11/6/25	13.2										
207	11/6/25	15.8										
208	11/7/25	15.20										
209	11/7/25	17.30										

Table 2

210	11/7/25	14.00									
211	11/6/25	19.42									
212	11/6/25	17.1									
213	11/6/25	17.61									
214	11/6/25	25.39	Flow Increase	11/13/25	3.35						
215	11/7/25	23.15									
216	11/6/25	8.30									
217	11/6/25	8.03									

Table 2

Chiquita Canyon Landfill Rule 1150.1 4th Quarter Monitoring Report

November 2025 Chiquita Canyon Landfill Integrated Surface Sampling Reaction Area (11-10-25/11-11-25)

Grid	Initial Date	Initial Exceedance >25 (PPM)	10-Day Corrective Action	First Remonitoring Date (10-days)	PPM	2nd 10-Day Corrective Action	Second Remonitoring Date (10-days)	PPM	45-Day Corrective Action	45-Day Remonitoring Date	PPM
Integrated (Monthly)											
53	11/10/25	37.5	Moisture Condition, Soil/Dirt Compaction; Flow Increase	11/20/25	7.9						
66	11/10/25	12.91									
76	11/10/25	13.61									
77	11/10/25	9.6									
78	11/10/25	10.1									
79	11/10/25	7.15									
80	11/10/25	9.92									
81	11/10/25	12.8									
82	11/10/25	13.1									
83	11/10/25	9.2									
88	11/11/25	8.4									
89	11/10/25	7.39									
90	11/10/25	7.53									
96	11/11/25	6.1									
99	11/11/25	6.7									
145	11/10/25	8.2									
146	11/10/25	19.22									
147	11/10/25	14.49									
148	11/10/25	14.55									
149	11/10/25	8.3									
150	11/10/25	8.3									
151	11/10/25	9.3									
152	11/10/25	12.84									
153	11/10/25	9.6									
154	11/10/25	6.2									
155	11/10/25	7.39									
156	11/10/25	17.1									
157	11/10/25	9.8									
158	11/10/25	12.8									
159	11/10/25	7.22									
160	11/10/25	6.91									
161	11/10/25	8.20									
162	11/11/25	14.5									
163	11/11/25	5.3									
164	11/11/25	8.2									
165	11/10/25	10.18									
166	11/10/25	9.96									

Table 2

167	11/10/25	6.47										
168	11/10/25	6.71										
169	11/10/25	3.4										
170	11/10/25	5.2										
171	11/10/25	9.7										
172	11/10/25	12.3										
173	11/10/25	3.6										
174	11/10/25	2.1										
175	11/10/25	10.60										
176	11/10/25	6.57										
177	11/10/25	18.5										
178	11/10/25	16.7										
179	11/10/25	13.1										
180	11/10/25	7.68										
181	11/10/25	8.20										
182	11/10/25	12.1										
183	11/10/25	7.8										
184	11/10/25	15.8										
185	11/10/25	5.4										
186	11/10/25	9.1										
187	11/10/25	6.6										
188	11/10/25	6.2										
189	11/10/25	6.5										
190	11/10/25	7.6										
191	11/10/25	10.26										
192	11/10/25	9.6										
193	11/10/25	8.7										
194	11/11/25	9.2										
195	11/11/25	9.31										
196	11/11/25	5.2										
197	11/11/25	9.41										
198	11/11/25	13.12										
199	11/11/25	11.29										
200	11/10/25	11.12										
201	11/10/25	2.7										
202	11/11/25	9.72										
203	11/11/25	8.0										
204	11/11/25	7.3										
205	11/11/25	19.21										
206	11/11/25	10.80										
207	11/11/25	9.21										
208	11/11/25	11.80										
209	11/11/25	10.1										
210	11/11/25	13.70										
211	11/11/25	14.86										

Table 2

212	11/11/25	60.12	Flow Increase	11/20/25	7.98							
213	11/11/25	15.25										
214	11/11/25	14.52										
215	11/11/25	37.49	Moisture Condition, Soil/Dirt Compaction; Flow Increase	11/20/25	20.70							
216	11/11/25	5.8										
217	11/11/25	11.31										

Table 2

Chiquita Canyon Landfill Rule 1150.1 4th Quarter Monitoring Report

November 2025 Chiquita Canyon Landfill Integrated Surface Sampling Full Site Sweep (11-18-25/11-19-25/11-20-25)

Grid	Initial Date	Initial Exceedance >25 (PPM)	10-Day Corrective Action	First Remonitoring Date (10-days)	PPM	2nd 10-Day Corrective Action	Second Remonitoring Date (10-days)	PPM	45-Day Corrective Action	45-Day Remonitoring Date	PPM
Integrated (Monthly)											
1	11/18/25	2.91									
2	11/18/25	4.97									
3	11/18/25	2.99									
4	11/19/25	3.76									
5	11/19/25	2.10									
6	11/19/25	3.15									
7	11/19/25	3.22									
8	11/20/25	Active Construction									
9	11/20/25	Active Construction									
10	11/19/25	2.45									
11	11/19/25	3.55									
12	11/20/25	Active Construction									
13	11/20/25	Active Construction									
14	11/19/25	2.62									
15	11/19/25	2.44									
16	11/19/25	2.98									
17	11/19/25	1.77									
18	11/19/25	1.93									
19	11/19/25	7.11									
20	11/19/25	2.90									
21	11/18/25	3.54									
22	11/18/25	4.96									
23	11/18/25	4.93									
24	11/18/25	4.86									
25	11/18/25	4.51									
26	11/20/25	3.66									
27	11/18/25	3.51									
28A	11/18/25	3.82									
29	11/18/25	3.68									
30	11/19/25	8.66									
31	11/19/25	7.99									
32	11/19/25	4.20									
33	11/19/25	36.14	Moisture Condition, Soil/Dirt Compaction	11/25/25	16.4						
34	11/20/25	8.71									
35	11/20/25	9.35									
36	11/19/25	6.25									
37	11/19/25	36.14	Moisture Condition, Soil/Dirt Compaction	11/25/25	15.3						
38	11/20/25	11.6									

Table 2

39	11/20/25	12.8										
40	11/19/25	34.20	Moisture Condition, Soil/Dirt Compaction	11/25/25	8.2							
41	11/19/25	20.42										
42	11/19/25	32.82	Moisture Condition, Soil/Dirt Compaction	11/25/25	18.0							
43	11/19/25	24.03										
44	11/19/25	22.28										
45	11/19/25	4.60										
46	11/19/25	6.45										
47	11/19/25	8.20										
48	11/19/25	5.30										
49	11/20/25	14.33										
50	11/19/25	16.48										
51	11/19/25	17.34										
52	11/19/25	9.20										
53	11/18/25	4.21										
54	11/18/25	4.35										
55	11/19/25	4.30										
56	11/19/25	14.29										
57	11/19/25	18.24										
58	11/19/25	21.34										
59	11/19/25	8.40										
60	11/19/25	7.65										
61	11/19/25	15.11										
62	11/19/25	18.74										
63	11/19/25	20.53										
64	11/19/25	25.93	Moisture Condition, Soil/Dirt Compaction	11/25/25	12.7							
65	11/19/25	22.26										
66	11/18/25	4.80										
67	11/18/25	5.20										
68	11/18/25	3.60										
69	11/19/25	14.7										
70	11/19/25	22.8										
71	11/19/25	17.3										
72	11/19/25	14.1										
73	11/19/25	15.3										
74	11/18/25	4.28										
75	11/18/25	5.30										
76	11/18/25	2.25										
77	11/20/25	7.51										
78	11/20/25	5.98										
79	11/20/25	7.13										
80	11/20/25	5.66										
81	11/18/25	3.91										
82	11/18/25	3.71										

Table 2

83	11/19/25	11.32										
84	11/19/25	7.25										
85	11/19/25	8.75										
86	11/19/25	7.45										
87	11/20/25	8.54										
88	11/19/25	6.2										
89	11/19/25	6.56										
90	11/19/25	6.39										
91	11/20/25	15.50										
92	11/19/25	14.30										
93	11/19/25	10.81										
94	11/19/25	11.46										
95	11/19/25	13.85										
96	11/19/25	5.1										
97	11/19/25	8.73										
98	11/19/25	7.22										
99	11/19/25	5.3										
100	11/19/25	5.34										
101	11/19/25	6.32										
102	11/19/25	7.61										
103	11/19/25	5.40										
104	11/19/25	13.40										
105	11/18/25	3.88										
106	11/18/25	3.56										
107	11/18/25	3.55										
108	11/19/25	3.99										
109	11/19/25	4.08										
110	11/18/25	2.94										
111	11/18/25	2.71										
112	11/19/25	3.65										
113	11/19/25	3.92										
114	11/19/25	4.31										
115	11/19/25	4.71										
116	11/18/25	3.12										
117	11/18/25	3.07										
118	11/18/25	2.95										
119	11/19/25	4.51										
120	11/19/25	2.08										
121	11/19/25	3.09										
122	11/19/25	3.48										
123	11/18/25	3.45										
124	11/18/25	2.84										
125	11/18/25	3.09										
126	11/19/25	2.44										

Table 2

127	11/19/25	2.21										
128	11/19/25	3.12										
129	11/19/25	2.14										
130	11/18/25	3.10										
131	11/18/25	2.66										
132	11/18/25	2.73										
133	11/18/25	2.79										
134	11/18/25	2.65										
135	11/18/25	3.02										
136	11/18/25	2.98										
137	11/18/25	2.75										
138	11/18/25	3.02										
139	11/18/25	2.34										
140	11/19/25	3.88										
141	11/18/25	2.51										
142	11/19/25	4.08										
143	11/19/25	2.13										
144	11/19/25	3.05										
145	11/20/25	6.47										
146	11/18/25	3.68										
147	11/18/25	2.67										
148	11/19/25	7.2										
149	11/18/25	3.81										
150	11/19/25	9.17										
151	11/19/25	8.29										
152	11/18/25	3.40										
153	11/19/25	6.3										
154	11/18/25	3.41										
155	11/19/25	7.60										
156	11/18/25	7.3										
157	11/19/25	3.7										
158	11/19/25	5.9										
159	11/19/25	8.77										
160	11/19/25	6.9										
161	11/19/25	5.96										
162	11/19/25	5.8										
163	11/19/25	6.41										
164	11/19/25	6.81										
165	11/19/25	7.3										
166	11/19/25	10.43										
167	11/19/25	8.1										
168	11/20/25	7.44										
169	11/20/25	7.73										
170	11/19/25	7.6										

Table 2

171	11/19/25	6.38										
172	11/19/25	4.5										
173	11/19/25	10.0										
174	11/20/25	9.57										
175	11/18/25	5.57										
176	11/18/25	5.1										
177	11/18/25	5.9										
178	11/19/25	12.13										
179	11/18/25	5.4										
180	11/18/25	5.7										
181	11/18/25	3.02										
182	11/18/25	6.2										
183	11/18/25	7.3										
184	11/19/25	6.35										
185	11/19/25	8.10										
186	11/18/25	5.63										
187	11/18/25	7.7										
188	11/18/25	6.2										
189	11/18/25	5.3										
190	11/18/25	5.30										
191	11/18/25	4.25										
192	11/18/25	6.25										
193	11/18/25	4.50										
194	11/19/25	6.8										
195	11/19/25	7.16										
196	11/19/25	5.5										
197	11/19/25	7.11										
198	11/19/25	6.4										
199	11/19/25	6.39										
200	11/18/25	3.34										
201	11/18/25	4.28										
202	11/20/25	6.34										
203	11/20/25	6.01										
204	11/20/25	7.37										
205	11/18/25	5.74										
206	11/20/25	6.02										
207	11/20/25	6.14										
208	11/20/25	11.83										
209	11/19/25	6.1										
210	11/20/25	7.05										
211	11/20/25	6.72										
212	11/19/25	7.3										
213	11/19/25	6.25										
214	11/19/25	6.19										

Table 2

215	11/20/25	10.98									
216	11/19/25	6.6									
217	11/20/25	6.69									
218	11/20/25	7.55									
219	11/20/25	7.21									
220	11/20/25	20.15									
221	11/20/25	7.55									
222	11/20/25	8.60									
223	11/20/25	7.96									
224	11/20/25	8.38									
225	11/20/25	9.7									
226	11/20/25	10.8									
227	11/20/25	13.2									
228	11/20/25	11.1									
229	11/20/25	10.12									
230	11/20/25	7.37									
231	11/20/25	8.12									
232	11/20/25	7.40									
233	11/20/25	7.2									
234	11/20/25	10.3									
235	11/20/25	10.76									
236	11/19/25	8.19									
237	11/20/25	5.7									
238	11/20/25	6.34									
239	11/20/25	8.10									
240	11/20/25	7.59									
241	11/20/25	10.00									
242	11/20/25	12.71									
243	11/20/25	8.57									
244	11/20/25	11.55									
245	11/20/25	8.3									
246	11/20/25	5.6									
247	11/20/25	6.3									
248	11/20/25	4.2									
249	11/20/25	7.3									
250	11/20/25	3.94									
251	11/20/25	4.20									
252	11/20/25	7.8									
253	11/20/25	5.2									

Table 2

Chiquita Canyon Landfill Rule 1150.1 4th Quarter Monitoring Report

December 2025 Chiquita Canyon Landfill Integrated Surface Sampling Full Site Sweep (12-1-25/12-2-25/12-3-25/12-4-25)

Grid	Initial Date	Initial Exceedance >25 (PPM)	10-Day Corrective Action	First Remonitoring Date (10-days)	PPM	2nd 10-Day Corrective Action	Second Remonitoring Date (10-days)	PPM	45-Day Corrective Action	45-Day Remonitoring Date	PPM
Integrated (Monthly)											
1	12/4/25	6.6									
2	12/4/25	7.2									
3	12/4/25	6.8									
4	12/4/25	6.5									
5	12/4/25	8.22									
6	12/4/25	Active Construction									
7	12/4/25	Active Construction									
8	12/4/25	Active Construction									
9	12/4/25	Active Construction									
10	12/4/25	6.17									
11	12/4/25	6.7									
12	12/4/25	Active Construction									
13	12/4/25	Active Construction									
14	12/4/25	6.8									
15	12/4/25	6.5									
16	12/4/25	5.3									
17	12/4/25	7.3									
18	12/4/25	7.1									
19	12/4/25	5.9									
20	12/4/25	7.3									
21	12/3/25	7.41									
22	12/3/25	7.48									
23	12/3/25	7.21									
24	12/3/25	7.18									
25	12/3/25	7.21									
26	12/3/25	7.11									
27	12/3/25	7.9									
28A	12/3/25	7.5									
29	12/3/25	7.5									
30	12/3/25	9.5									
31	12/3/25	8.85									
32	12/3/25	10.48									
33	12/3/25	14.6									
34	12/3/25	11.2									
35	12/3/25	5.40									
36	12/3/25	9.21									
37	12/3/25	8.3									
38	12/3/25	7.8									

Table 2

39	12/3/25	7.79										
40	12/3/25	8.22										
41	12/3/25	10.3										
42	12/3/25	8.6										
43	12/3/25	6.51										
44	12/3/25	8.14										
45	12/3/25	8.5										
46	12/3/25	8.1										
47	12/3/25	9.30										
48	12/3/25	8.11										
49	12/3/25	4.23										
50	12/3/25	2.71										
51	12/3/25	2.25										
52	12/3/25	6.49										
53	12/2/25	12.63										
54	12/2/25	3.40										
55	12/2/25	5.80										
56	12/3/25	8.81										
57	12/3/25	6.20										
58	12/3/25	5.40										
59	12/3/25	10.70										
60	12/3/25	9.60										
61	12/3/25	8.37										
62	12/3/25	9.40										
63	12/3/25	8.85										
64	12/3/25	6.80										
65	12/3/25	4.70										
66	12/4/25	Active Construction										
67	12/2/25	4.80										
68	12/2/25	4.25										
69	12/3/25	6.76										
70	12/3/25	7.63										
71	12/3/25	6.58										
72	12/3/25	8.57										
73	12/3/25	7.05										
74	12/4/25	12.32										
75	12/2/25	5.30										
76	12/4/25	Active Construction										
77	12/2/25	8.35										
78	12/2/25	7.59										
79	12/2/25	8.61										
80	12/2/25	7.28										
81	12/2/25	7.5										
82	12/2/25	4.7										

Table 2

83	12/2/25	3.9										
84	12/3/25	13.6										
85	12/3/25	8.26										
86	12/3/25	7.99										
87	12/3/25	8.20										
88	12/1/25	7.2										
89	12/3/25	7.12										
90	12/3/25	8.15										
91	12/3/25	5.72										
92	12/3/25	6.51										
93	12/3/25	6.77										
94	12/1/25	4.25										
95	12/1/25	5.20										
96	12/1/25	6.5										
97	12/1/25	3.42										
98	12/1/25	5.35										
99	12/1/25	6.78										
100	12/1/25	17.32										
101	12/1/25	7.50										
102	12/1/25	16.73										
103	12/1/25	24.23										
104	12/1/25	23.92										
105	12/3/25	9.3										
106	12/3/25	8.6										
107	12/3/25	8.3										
108	12/4/25	7.3										
109	12/4/25	6.9										
110	12/4/25	7.6										
111	12/4/25	7.3										
112	12/4/25	6.50										
113	12/4/25	14.15										
114	12/4/25	6.22										
115	12/4/25	14.11										
116	12/4/25	7.32										
117	12/4/25	5.54										
118	12/4/25	4.67										
119	12/4/25	6.81										
120	12/4/25	7.12										
121	12/4/25	8.60										
122	12/4/25	14.13										
123	12/4/25	8.01										
124	12/4/25	5.03										
125	12/4/25	15										
126	12/4/25	4.98										

Table 2

127	12/4/25	5.24										
128	12/4/25	7.35										
129	12/4/25	8.40										
130	12/4/25	18.2										
131	12/4/25	14.3										
132	12/4/25	17.4										
133	12/4/25	7.2										
134	12/4/25	7.16										
135	12/4/25	8.75										
136	12/4/25	7.55										
137	12/4/25	14.1										
138	12/4/25	6.8										
139	12/4/25	8.4										
140	12/4/25	7.39										
141	12/4/25	6.22										
142	12/4/25	6.43										
143	12/4/25	14.12										
144	12/4/25	14.07										
145	12/2/25	7.82										
146	12/4/25	Active Construction										
147	12/4/25	Active Construction										
148	12/2/25	3.87										
149	12/2/25	5.8										
150	12/2/25	8.4										
151	12/4/25	Active Construction										
152	12/2/25	4.86										
153	12/2/25	5.80										
154	12/2/25	3.2										
155	12/2/25	12.17										
156	12/2/25	10.2										
157	12/2/25	3.84										
158	12/2/25	4.62										
159	12/2/25	13.18										
160	12/3/25	3.66										
161	12/1/25	4.40										
162	12/1/25	6.8										
163	12/1/25	4.62										
164	12/1/25	3.50										
165	12/2/25	12.61										
166	12/2/25	13.24										
167	12/2/25	12.49										
168	12/2/25	9.8										
169	12/2/25	10.4										
170	12/2/25	3.80										

Table 2

171	12/2/25	4.75											
172	12/2/25	14.3											
173	12/2/25	5.89											
174	12/2/25	10.1											
175	12/2/25	8.91											
176	12/2/25	8.75											
177	12/2/25	11.8											
178	12/2/25	13.51											
179	12/2/25	10.40											
180	12/2/25	6.07											
181	12/2/25	13.12											
182	12/2/25	8.25											
183	12/2/25	7.70											
184	12/2/25	5.56											
185	12/2/25	5.27											
186	12/2/25	8.4											
187	12/2/25	7.67											
188	12/2/25	7.40											
189	12/2/25	8.76											
190	12/2/25	9.7											
191	12/2/25	9.2											
192	12/2/25	8.8											
193	12/2/25	8.0											
194	12/1/25	6.1											
195	12/1/25	7.2											
196	12/1/25	7.1											
197	12/1/25	6.9											
198	12/1/25	7.6											
199	12/1/25	6.2											
200	12/2/25	12.31											
201	12/2/25	11.61											
202	12/3/25	9.33											
203	12/2/25	9.3											
204	12/2/25	8.9											
205	12/3/25	10.42											
206	12/3/25	8.75											
207	12/3/25	9.10											
208	12/1/25	5.30											
209	12/1/25	4.20											
210	12/1/25	15.11											
211	12/1/25	14.21											
212	12/1/25	8.2											
213	12/1/25	12.13											
214	12/1/25	13.16											

Table 2

215	12/1/25	14.22										
216	12/1/25	7.23										
217	12/1/25	6.27										
218	12/1/25	6.39										
219	12/1/25	7.38										
220	12/1/25	13.11										
221	12/1/25	16.82										
222	12/1/25	16.80										
223	12/1/25	16.57										
224	12/1/25	8.41										
225	12/1/25	8.21										
226	12/1/25	8.12										
227	12/1/25	9.22										
228	12/1/25	19.3										
229	12/1/25	21.2										
230	12/1/25	20.5										
231	12/1/25	22.6										
232	12/1/25	21.1										
233	12/3/25	8.1										
234	12/1/25	46.51	Flow Increase	12/10/25	24.67							
235	12/1/25	42.32	Flow Increase	12/10/25	21.03							
236	12/1/25	45.65	Flow Increase	12/10/25	24.67							
237	12/3/25	7.9										
238	12/3/25	8.4										
239	12/3/25	7.7										
240	12/1/25	6.15										
241	12/1/25	5.50										
242	12/1/25	6.22										
243	12/1/25	5.25										
244	12/1/25	4.60										
245	12/1/25	6.3										
246	12/1/25	6.6										
247	12/1/25	6.1										
248	12/1/25	5.6										
249	12/1/25	6.3										
250	12/3/25	7.45										
251	12/3/25	8.19										
252	12/3/25	7.2										
253	12/3/25	7.6										

Table 2

Chiquita Canyon Landfill Rule 1150.1 4th Quarter Monitoring Report

December 2025 Chiquita Canyon Landfill Integrated Surface Sampling Reaction Area (12-10-25/12-11-25)

Grid	Initial Date	Initial Exceedance >25 (PPM)	10-Day Corrective Action	First Remonitoring Date (10-days)	PPM	2nd 10-Day Corrective Action	Second Remonitoring Date (10-days)	PPM	45-Day Corrective Action	45-Day Remonitoring Date	PPM
Integrated (Monthly)											
53	12/10/25	8.6									
66	12/10/25	9.5									
76	12/10/25	12.4									
77	12/10/25	10.1									
78	12/10/25	5.3									
79	12/10/25	10.3									
80	12/10/25	5.7									
81	12/10/25	18.73									
82	12/10/25	11.61									
83	12/10/25	18.99									
88	12/11/25	5.20									
89	12/11/25	9.10									
90	12/11/25	6.45									
96	12/11/25	18.87									
99	12/11/25	19.22									
145	12/10/25	7.4									
146	12/11/25	Active Construction									
147	12/11/25	Active Construction									
148	12/10/25	12.9									
149	12/11/25	6.40									
150	12/10/25	13.30									
151	12/11/25	Active Construction									
152	12/11/25	Active Construction									
153	12/10/25	7.9									
154	12/11/25	9.87									
155	12/11/25	5.77									
156	12/10/25	6.91									
157	12/10/25	6.79									
158	12/10/25	13.5									
159	12/11/25	6.42									
160	12/11/25	10.20									
161	12/11/25	9.50									
162	12/11/25	9.2									
163	12/11/25	9.20									
164	12/11/25	11.30									
165	12/11/25	12.15									
166	12/11/25	7.82									

Table 2

167	12/11/25	9.30									
168	12/10/25	10.5									
169	12/10/25	9.7									
170	12/10/25	10.3									
171	12/10/25	8.4									
172	12/10/25	7.16									
173	12/10/25	10.58									
174	12/10/25	9.60									
175	12/10/25	8.06									
176	12/10/25	7.13									
177	12/10/25	7.11									
178	12/10/25	8.60									
179	12/10/25	11.50									
180	12/10/25	12.14									
181	12/10/25	8.09									
182	12/10/25	5.31									
183	12/10/25	5.29									
184	12/10/25	10.40									
185	12/10/25	7.87									
186	12/10/25	5.2									
187	12/10/25	6.97									
188	12/10/25	6.51									
189	12/10/25	5.49									
190	12/10/25	5.1									
191	12/10/25	5.6									
192	12/10/25	5.3									
193	12/10/25	5.5									
194	12/11/25	7.3									
195	12/11/25	5.6									
196	12/11/25	9.3									
197	12/11/25	15.69									
198	12/11/25	8.6									
199	12/11/25	19.44									
200	12/11/25	22.3									
201	12/11/25	21.6									
202	12/11/25	24.8									
203	12/11/25	22.8									
204	12/11/25	25.5	Flow Increase	12/18/25	17.2						
205	12/11/25	21.5									
206	12/11/25	21.09									
207	12/11/25	22.16									
208	12/11/25	34.63	Flow Increase	12/18/25	20.3						
209	12/11/25	9.1									
210	12/11/25	21.12									
211	12/11/25	19.39									

Table 2

212	12/11/25	10.2										
213	12/11/25	22.23										
214	12/11/25	20.16										
215	12/11/25	63.31	Flow Increase	12/18/25	14.1							
216	12/11/25	20.22										
217	12/11/25	19.35										

Table 2

Chiquita Canyon Landfill Rule 1150.1 4th Quarter Monitoring Report

December 2025 Chiquita Canyon Landfill Integrated Surface Sampling Reaction Area (12-15-25/12-16-25)

Grid	Initial Date	Initial Exceedance >25 (PPM)	10-Day Corrective Action	First Remonitoring Date (10-days)	PPM	2nd 10-Day Corrective Action	Second Remonitoring Date (10-days)	PPM	45-Day Corrective Action	45-Day Remonitoring Date	PPM
Integrated (Monthly)											
53	12/15/25	18.40									
66	12/15/25	75.32	Seal Repaired; Flow Increase	12/23/25	13.40						
76	12/15/25	14.53									
77	12/15/25	22.12									
78	12/15/25	28.12	Flow Increase	12/23/25	9.22						
79	12/15/25	16.25									
80	12/15/25	16.21									
81	12/15/25	29.50	Flow Increase	12/23/25	16.5						
82	12/15/25	28.10	Flow Increase	12/23/25	21.4						
83	12/15/25	32.16	Soil/Dirt Compaction; Flow Increase	12/23/25	19.19						
88	12/15/25	35.16	Flow Increase	12/23/25	13.22						
89	12/15/25	23.90									
90	12/15/25	31.27	Flow Increase	12/23/25	18.20						
96	12/16/25	22.24									
99	12/16/25	9.78									
145	12/15/25	71.59	Flow Increase	12/23/25	10.62						
146	12/16/25	Active Construction									
147	12/16/25	Active Construction									
148	12/15/25	10.26									
149	12/15/25	27.20	Soil/Dirt Compaction; Flow Increase	12/23/25	15.5						
150	12/15/25	18.89									
151	12/16/25	Active Construction									
152	12/16/25	Active Construction									
153	12/15/25	19.20									
154	12/15/25	30.00	Flow Increase	12/23/25	12.1						
155	12/15/25	31.72	Soil/Dirt Compaction; Flow Increase	12/23/25	19.29						
156	12/15/25	16.51									
157	12/15/25	12.42									
158	12/15/25	11.86									
159	12/15/25	31.00	Flow Increase	12/23/25	8.71						
160	12/15/25	24.41									
161	12/15/25	11.40									
162	12/15/25	37.23	Flow Increase	12/23/25	21.1						
163	12/15/25	20.20									
164	12/15/25	8.30									
165	12/15/25	24.16									
166	12/15/25	10.76									
167	12/15/25	11.17									
168	12/15/25	17.30									
169	12/15/25	13.77									
170	12/15/25	12.25									
171	12/15/25	9.66									
172	12/15/25	24.70									
173	12/15/25	20.10									

Table 2

174	12/15/25	24.30										
175	12/15/25	22.29										
176	12/15/25	22.18										
177	12/15/25	17.27										
178	12/15/25	20.50										
179	12/15/25	26.30	Seal Repaired; Flow Increase	12/23/25	11.98							
180	12/15/25	22.10										
181	12/15/25	21.16										
182	12/15/25	19.48										
183	12/15/25	20.19										
184	12/15/25	17.80										
185	12/15/25	21.60										
186	12/15/25	24.40										
187	12/15/25	20.28										
188	12/15/25	21.62										
189	12/15/25	20.35										
190	12/15/25	21.60										
191	12/15/25	22.30										
192	12/15/25	23.60										
193	12/15/25	23.10										
194	12/16/25	7.89										
195	12/16/25	7.56										
196	12/15/25	24.70										
197	12/15/25	9.78										
198	12/15/25	28.55	Flow Increase	12/23/25	12.3							
199	12/15/25	12.78										
200	12/15/25	20.21										
201	12/15/25	20.19										
202	12/15/25	15.10										
203	12/15/25	23.8										
204	12/15/25	25.30	Flow Increase	12/23/25	7.8							
205	12/15/25	20.20										
206	12/15/25	16.30										
207	12/15/25	31.30	Flow Increase	12/23/25	6.9							
208	12/15/25	18.40										
209	12/15/25	12.10										
210	12/15/25	5.25										
211	12/15/25	6.25										
212	12/15/25	22.76										
213	12/15/25	13.76										
214	12/15/25	7.86										
215	12/15/25	6.30										
216	12/16/25	10.35										
217	12/16/25	9.72										

TABLE 3

Integrated Surface Sampling Analysis

Table 3

AtmAA Inc.
5107 Douglas Fir Rd., Calabasas, CA 91302 • (818) 223-3277
specialized air assessment laboratory
atmaa.com

LABORATORY ANALYSIS REPORT

SCAQMD Rule 1150.1 Components Analysis in Integrated Surface Tedlar Bag Samples

Report Date: October 23, 2025
Client: Waste Connections
Project Location: Chiquita Canyon Landfill
Project No.: 1150.1
Date Received: October 8, 2025
Date Analyzed: October 8-9, 2025

AtmAA Lab No.:	22815-1	22815-2	22815-3
Sample I.D.:	ISS Grid 82	ISS Grid 53	ISS Grid 152
Components	*(Concentration in ppmv)*		
Methane	45.3	40.5	34.8
Ethane	<1	<1	<1
TGNMO	1.08	1.06	1.07
	(Concentration in ppbv)		
Hydrogen sulfide	<30	<30	<30
Benzene	0.14	3.45	4.83
Benzyl chloride	<0.20	<0.20	<0.20
Chlorobenzene	<0.15	<0.15	<0.15
Dichlorobenzenes*	<0.30	<0.30	<0.30
1,1-dichloroethane	<0.15	<0.15	<0.15
1,2-dichloroethane	<0.15	<0.15	<0.15
1,1-dichloroethylene	<0.15	<0.15	<0.15
Dichloromethane	<0.30	<0.30	<0.30
1,2-dibromoethane	<0.10	<0.10	<0.10
Perchloroethylene	<0.10	<0.10	<0.10
Carbon tetrachloride	<0.18	<0.18	<0.18
Toluene	0.15	0.47	0.52
1,1,1-trichloroethane	<0.10	<0.10	<0.10
Trichloroethene	<0.10	<0.10	<0.10
Chloroform	<0.10	<0.10	<0.10
Vinyl chloride	<0.10	0.11	<0.10
m+p-xylenes	<0.12	0.12	<0.12
o-xylene	<0.12	<0.12	<0.12

Methane, ethane, and total gaseous non-methane organics (TGNMO) were measured by flame ionization detection/total combustion analysis (FID/TCA) Method 25.
Ethane is reported as ppmvC.
TGNMO is total gaseous non-methane, non-ethane organics reported as ppmvC.
Toxic air contaminants (TAC) compounds were analyzed by GC/MS, EPA TO-15.
Hydrogen sulfide was analyzed by SCD/GC, SCAQMD 307.91.
** total amount containing meta, para, and ortho isomers*

Brian W. Fung
Laboratory Director

Table 3

QUALITY ASSURANCE SUMMARY
(Repeat Analyses)

Project Location: Chiquita Canyon Landfill
Date Received: October 8, 2025
Date Analyzed: October 8-9, 2025

Components	Sample ID	Repeat Analysis Run #1	Repeat Analysis Run #2	Mean Conc.	% RPD
		(Concentration in ppmv)			
Methane	Grid 82	45.6	45.0	45.3	1.3
Ethane	Grid 82	<1	<1	—	—
TGNMO	Grid 82	1.06	1.09	1.08	2.8
		(Concentration in ppbv)			
Hydrogen sulfide	Grid 82	<30	<30	—	—
Benzene	Grid 82	0.14	0.14	0.14	0.00
Benzyl chloride	Grid 82	<0.20	<0.20	—	—
Chlorobenzene	Grid 82	<0.15	<0.15	—	—
Dichlorobenzenes	Grid 82	<0.30	<0.30	—	—
1,1-dichloroethane	Grid 82	<0.15	<0.15	—	—
1,2-dichloroethane	Grid 82	<0.15	<0.15	—	—
1,1-dichloroethylene	Grid 82	<0.15	<0.15	—	—
Dichloromethane	Grid 82	<0.30	<0.30	—	—
1,2-dibromoethane	Grid 82	<0.10	<0.10	—	—
Perchloroethylene	Grid 82	<0.10	<0.10	—	—
Carbon tetrachloride	Grid 82	<0.18	<0.18	—	—
Toluene	Grid 82	0.15	0.15	0.15	0.00
1,1,1-trichloroethane	Grid 82	<0.10	<0.10	—	—
Trichloroethene	Grid 82	<0.10	<0.10	—	—
Chloroform	Grid 82	<0.10	<0.10	—	—
Vinyl chloride	Grid 82	<0.10	<0.10	—	—
m+p-xylenes	Grid 82	<0.12	<0.12	—	—
o-xylene	Grid 82	<0.12	<0.12	—	—

Three Tedlar bag samples, laboratory numbers 22815-(1-3), were analyzed for SCAQMD Rule 1150.1 components, methane, and total gaseous non-methane organics (TGNMO). Agreement between repeat analyses is a measure of precision and is shown above in the column "% RPD". The average % RPD for 4 repeat measurements from four Tedlar bag samples is 1.0%.



CHAIN OF CUSTODY RECORD

Client/Project Name	Project Location	ANALYSES
Chiquita Canyon Landfill	Valencia	
Project No. 1150	**Field Logbook No.**	
Sampler: (Print) Stephen Burches **(Signature)**	**No. Of Containers** 3	

Sample No./ Identification	Date	Time	Lab Sample Number	Type of Sample	Methane	TVMHC	TAC			Remarks
Grid 92	10-7-25	1030-1055	22815-1	10L Bag Ess	X	X	X			
Grid 53	10-7-25	1005-1030	-2	10L Bag Ess	X	X	X			
Grid 152	10-7-25	1150-1215	-3	10L Bag Ess	X	X	X			

	Date	Time		Date	Time
Relinquished by: (Signature)	10-8-25	0732	**Received by: (Signature)**		
Relinquished by: (Signature)			**Received by: (Signature)**		
Relinquished by: (Signature)			**Received for Laboratory: (Signature)**	10/8/25	7:37
Sample Disposal Method:			**Disposed of by: (Signature)**		

Sample Collector

RES Environmental Inc.
865 Via Lata • Colton, California 92324
(909) 422-1001 Fax (909) 422-0707

Analytical Laboratory

ATMAA

Table 3

AtmAA Inc
5107 Douglas Fir Rd., Calabasas, CA 91302 • (818) 223-3277
specialized air assessment laboratory
atmaa.com

LABORATORY ANALYSIS REPORT

SCAQMD Rule 1150.1 Components Analysis in Integrated Surface Tedlar Bag Samples

Report Date: October 27, 2025
Client: Waste Connections
Project Location: Chiquita Canyon Landfill
Project No.: 1150.1
Date Received: October 14, 2025
Date Analyzed: October 14, 2025

AtmAA Lab No.:	22875-7	22875-8	22875-9
Sample I.D.:	ISS Grid 148	ISS Grid 76	ISS Grid 152
Components	*(Concentration in ppmv)*		
Methane	62.8	30.1	124
Ethane	<1	<1	<1
TGNMO	1.06	1.06	16.3
	(Concentration in ppbv)		
Hydrogen sulfide	<30	<30	51.0
Benzene	1.50	4.76	152
Benzyl chloride	<0.20	<0.20	<1.80
Chlorobenzene	<0.15	<0.15	<1.30
Dichlorobenzenes*	<0.30	<0.30	<3.00
1,1-dichloroethane	<0.15	<0.15	<1.30
1,2-dichloroethane	<0.15	<0.15	<1.30
1,1-dichloroethylene	<0.15	<0.15	<1.30
Dichloromethane	<0.30	<0.30	<2.90
1,2-dibromoethane	<0.10	<0.10	<0.80
Perchloroethylene	<0.10	<0.10	<0.80
Carbon tetrachloride	<0.18	<0.18	<1.60
Toluene	0.26	0.61	17.1
1,1,1-trichloroethane	<0.10	<0.10	<1.00
Trichloroethene	<0.10	<0.10	<1.00
Chloroform	<0.10	<0.10	<1.00
Vinyl chloride	<0.10	<0.10	<1.00
m+p-xylenes	<0.12	0.15	5.76
o-xylene	<0.12	<0.12	1.89

Methane, ethane, and total gaseous non-methane organics (TGNMO) were measured by flame ionization detection/total combustion analysis (FID/TCA) Method 25.
Ethane is reported as ppmvC.
TGNMO is total gaseous non-methane, non-ethane organics reported as ppmvC.
Toxic air contaminants (TAC) compounds were analyzed by GC/MS, EPA TO-15.
Hydrogen sulfide was analyzed by SCD/GC, SCAQMD 307.91.
** total amount containing meta, para, and ortho isomers*

B Fung
Brian W. Fung
Laboratory Director

CHAIN OF CUSTODY RECORD

Client/Project Name	Project Location
Chiquita Canyon Landfill	Valencia

Project No.	Field Logbook No.
450.1	

Sampler: (Print)	(Signature)	No. Of Containers
Stephen Borchers		3

Sample No./ Identification	Date	Time	Lab Sample Number	Type of Sample	METHANE	TNMHC	TAC			Remarks
Grid 148	10-13-25	1025-1050	22875-7	10L Bag ESS	X	X	X			
Grid 76	10-13-25	0845-0910	-8	10L Bag ESS	X	X	X			
Grid 152	10-13-25	0914-0939	-9	10L Bag ESS	X	X	X			

Relinquished by: (Signature)	Date	Time	Received by: (Signature)	Date	Time
	10-14-25	0952			
Relinquished by: (Signature)	Date	Time	Received by: (Signature)	Date	Time
Relinquished by: (Signature)	Date	Time	Received for Laboratory: (Signature)	Date	Time
				11/14/25	0952
Sample Disposal Method:	Disposed of by: (Signature)			Date	Time

Sample Collector

RES Environmental Inc.
865 Via Lata • Colton, California 92324
(909) 422-1001 Fax (909) 422-0707

Analytical Laboratory

ATMAA

Table 3

Table 3

AtmAA Inc
5107 Douglas Fir Rd., Calabasas, CA 91302 • (818) 223-3277
specialized air assessment laboratory
atmaa.com

LABORATORY ANALYSIS REPORT

SCAQMD Rule 1150.1 Components Analysis in Integrated Surface Tedlar Bag Samples

Report Date: November 12, 2025
Client: Waste Connections
Project Location: Chiquita Canyon Landfill
Project No.: 1150.1
Date Received: October 28, 2025
Date Analyzed: October 28, 2025

AtmAA Lab No.:	23015-1	23015-2	23015-3
Sample I.D.:	ISS Grid 158	ISS Grid 148	ISS Grid 157
Components	*(Concentration in ppmv)*		
Methane	60.0	28.9	68.7
Ethane	<1	<1	<1
TGNMO	1.04	1.05	1.08
	(Concentration in ppbv)		
Hydrogen sulfide	<30	<30	<30
Benzene	2.14	2.34	6.54
Benzyl chloride	<0.20	<0.20	<0.20
Chlorobenzene	<0.15	<0.15	<0.15
Dichlorobenzenes*	<0.30	<0.30	<0.30
1,1-dichloroethane	<0.15	<0.15	<0.15
1,2-dichloroethane	<0.15	<0.15	<0.15
1,1-dichloroethylene	<0.15	<0.15	<0.15
Dichloromethane	<0.30	<0.30	<0.30
1,2-dibromoethane	<0.10	<0.10	<0.10
Perchloroethylene	<0.10	<0.10	<0.10
Carbon tetrachloride	<0.18	<0.18	<0.18
Toluene	0.40	0.56	1.09
1,1,1-trichloroethane	<0.10	<0.10	<0.10
Trichloroethene	<0.10	<0.10	<0.10
Chloroform	<0.10	<0.10	<0.10
Vinyl chloride	<0.10	<0.10	<0.10
m+p-xylenes	0.15	0.25	0.29
o-xylene	<0.12	<0.12	<0.12

Methane, ethane, and total gaseous non-methane organics (TGNMO) were measured by flame ionization detection/total combustion analysis (FID/TCA) Method 25.
Ethane is reported as ppmvC.
TGNMO is total gaseous non-methane, non-ethane organics reported as ppmvC.
Toxic air contaminants (TAC) compounds were analyzed by GC/MS; EPA TO-15.
Hydrogen sulfide was analyzed by SCD/GC, SCAQMD 307.91.
** total amount containing meta, para, and ortho isomers*

Brian W. Fung
Laboratory Director

Table 3

QUALITY ASSURANCE SUMMARY
(Repeat Analyses)

Project Location: Chiquita Canyon Landfill
Date Received: October 28, 2025
Date Analyzed: October 28, 2025

Components	Sample ID	Repeat Analysis Run #1	Repeat Analysis Run #2	Mean Conc.	% RPD
		(Concentration in ppmv)			
Methane	Grid 158	60.2	59.8	60.0	0.67
Ethane	Grid 158	<1	<1	—	—
TGNMO	Grid 158	1.03	1.04	1.04	0.97
		(Concentration in ppbv)			
Hydrogen sulfide	Grid 158	<30	<30	—	—
Benzene	Grid 158	2.11	2.17	2.14	2.8
Benzyl chloride	Grid 158	<0.20	<0.20	—	—
Chlorobenzene	Grid 158	<0.15	<0.15	—	—
Dichlorobenzenes	Grid 158	<0.30	<0.30	—	—
1,1-dichloroethane	Grid 158	<0.15	<0.15	—	—
1,2-dichloroethane	Grid 158	<0.15	<0.15	—	—
1,1-dichloroethylene	Grid 158	<0.15	<0.15	—	—
Dichloromethane	Grid 158	<0.30	<0.30	—	—
1,2-dibromoethane	Grid 158	<0.10	<0.10	—	—
Perchloroethylene	Grid 158	<0.10	<0.10	—	—
Carbon tetrachloride	Grid 158	<0.18	<0.18	—	—
Toluene	Grid 158	0.41	0.39	0.40	5.0
1,1,1-trichloroethane	Grid 158	<0.10	<0.10	—	—
Trichloroethene	Grid 158	<0.10	<0.10	—	—
Chloroform	Grid 158	<0.10	<0.10	—	—
Vinyl chloride	Grid 158	<0.10	<0.10	—	—
m+p-xylenes	Grid 158	0.15	0.15	0.15	0.00
o-xylene	Grid 158	<0.12	<0.12	—	—

Three Tedlar bag samples, laboratory numbers 23015-(1-3), were analyzed for SCAQMD Rule 1150.1 components, methane, and total gaseous non-methane organics (TGNMO). Agreement between repeat analyses is a measure of precision and is shown above in the column "% RPD". The average % RPD for 6 repeat measurements from four Tedlar bag samples is 1.6%.



CHAIN OF CUSTODY RECORD

Client/Project Name	Project Location
Chiquita Canyon Landfill	Valencia

Project No.	Field Logbook No.
1150.1	

Sampler: (Print) Stephen Borchers (Signature) _____ No. Of Containers 3

ANALYSES: Methane; TNMHC; TAC

Sample No./ Identification	Date	Time	Lab Sample Number	Type of Sample	Methane	TNMHC	TAC			Remarks
Grid 158	10-27-25	1135-1200	23015-1	10 L Bag ESS	X	X	X			
Grid 148	10-27-25	1045-1110	-2	10 L Bag ESS	X	X	X			
Grid 157	10-27-25	1200-1225	-3	10 L Bag ESS	X	X	X			

Relinquished by: (Signature)	Date	Time	Received by: (Signature)	Date	Time
	10-28-25	0727			
Relinquished by: (Signature)	Date	Time	Received by: (Signature)	Date	Time
Relinquished by: (Signature)	Date	Time	Received for Laboratory: (Signature)	Date	Time
			BTG	10/28/25	7:27
Sample Disposal Method:	Disposed of by: (Signature)			Date	Time

Sample Collector

RES Environmental Inc.
865 Via Lata • Colton, California 92324
(909) 422-1001 Fax (909) 422-0707

Analytical Laboratory

ATmaa

Table 3

AtmAA Inc.
5107 Douglas Fir Rd., Calabasas, CA 91302 • (818) 223-3277
specialized air assessment laboratory
atmaa.com

LABORATORY ANALYSIS REPORT

SCAQMD Rule 1150.1 Components Analysis in Integrated Surface Tedlar Bag Samples

Report Date: November 24, 2025
Client: Waste Connections
Project Location: Chiquita Canyon Landfill
Project No.: 1150.1
Date Received: November 6, 2025
Date Analyzed: November 6-7, 2025

AtmAA Lab No.:	23105-3	23105-4	23105-5
Sample I.D.:	ISS Grid 53	ISS Grid 148	ISS Grid 66
Components	*(Concentration in ppmv)*		
Methane	61.9	56.9	38.1
Ethane	<1	<1	<1
TGNMO	1.08	1.09	1.08
	(Concentration in ppbv)		
Hydrogen sulfide	<30	<30	<30
Benzene	9.60	1.25	6.18
Benzyl chloride	<0.20	<0.20	<0.20
Chlorobenzene	<0.15	<0.15	<0.15
Dichlorobenzenes*	<0.30	<0.30	<0.30
1,1-dichloroethane	<0.15	<0.15	<0.15
1,2-dichloroethane	<0.15	<0.15	<0.15
1,1-dichloroethylene	<0.15	<0.15	<0.15
Dichloromethane	<0.30	<0.30	<0.30
1,2-dibromoethane	<0.10	<0.10	<0.10
Perchloroethylene	<0.10	<0.10	<0.10
Carbon tetrachloride	<0.18	<0.18	<0.18
Toluene	0.86	0.31	0.75
1,1,1-trichloroethane	<0.10	<0.10	<0.10
Trichloroethene	<0.10	<0.10	<0.10
Chloroform	<0.10	<0.10	<0.10
Vinyl chloride	<0.10	<0.10	<0.10
m+p-xylenes	0.23	0.15	0.26
o-xylene	<0.12	<0.12	<0.12

Methane, ethane, and total gaseous non-methane organics (TGNMO) were measured by flame ionization detection/total combustion analysis (FID/TCA) Method 25.
Ethane is reported as ppmvC.
TGNMO is total gaseous non-methane, non-ethane organics reported as ppmvC.
Toxic air contaminants (TAC) compounds were analyzed by GC/MS, EPA TO-15.
Hydrogen sulfide was analyzed by SCD/GC, SCAQMD 307.91.
** total amount containing meta, para, and ortho isomers*

Brian W. Fung
Laboratory Director

Table 3

QUALITY ASSURANCE SUMMARY
(Repeat Analyses)

Project Location: Chiquita Canyon Landfill
Date Received: November 6, 2025
Date Analyzed: November 6-7, 2025

Components	Sample ID	Repeat Analysis Run #1	Repeat Analysis Run #2	Mean Conc.	% RPD
		(Concentration in ppmv)			
Methane	Grid 53	61.8	61.9	61.9	0.16
Ethane	Grid 53	<1	<1	—	—
TGNMO	Grid 53	1.09	1.07	1.08	1.9
		(Concentration in ppbv)			
Hydrogen sulfide	Grid 53	<30	<30	—	—
Benzene	Grid 53	9.19	10.0	9.60	8.4
Benzyl chloride	Grid 53	<0.20	<0.20	—	—
Chlorobenzene	Grid 53	<0.15	<0.15	—	—
Dichlorobenzenes	Grid 53	<0.30	<0.30	—	—
1,1-dichloroethane	Grid 53	<0.15	<0.15	—	—
1,2-dichloroethane	Grid 53	<0.15	<0.15	—	—
1,1-dichloroethylene	Grid 53	<0.15	<0.15	—	—
Dichloromethane	Grid 53	<0.30	<0.30	—	—
1,2-dibromoethane	Grid 53	<0.10	<0.10	—	—
Perchloroethylene	Grid 53	<0.10	<0.10	—	—
Carbon tetrachloride	Grid 53	<0.18	<0.18	—	—
Toluene	Grid 53	0.80	0.92	0.86	14
1,1,1-trichloroethane	Grid 53	<0.10	<0.10	—	—
Trichloroethene	Grid 53	<0.10	<0.10	—	—
Chloroform	Grid 53	<0.10	<0.10	—	—
Vinyl chloride	Grid 53	<0.10	<0.10	—	—
m+p-xylenes	Grid 53	0.21	0.25	0.23	17
o-xylene	Grid 53	<0.12	<0.12	—	—

Three Tedlar bag samples, laboratory numbers 23105-(3-5), were analyzed for SCAQMD Rule 1150.1 components, methane, and total gaseous non-methane organics (TGNMO). Agreement between repeat analyses is a measure of precision and is shown above in the column "% RPD". The average % RPD for 5 repeat measurements from four Tedlar bag samples is 8.4%.

CHAIN OF CUSTODY RECORD

Client/Project Name	Project Location	ANALYSES
Chiquita Canyon Landfill	Valencia	
Project No. 1150.1	**Field Logbook No.**	
Sampler: (Print) Stephen Borchers **(Signature)**	**No. Of Containers** 3	

Sample No./ Identification	Date	Time	Lab Sample Number	Type of Sample	Method	TNMHC	TAC			Remarks
Grid 53	11-5-25	0825-0850	23105-3	10L Bag ISS	X	X	X			
Grid 148	11-5-25	0850-0915	-4	10L Bag ISS	X	X	X			
Grid 66	11-5-25	0800-0825	-5	10L Bag ISS	X	X	X			

Relinquished by: (Signature)	**Date** 11-6-25	**Time** 0947	**Received by: (Signature)**	**Date**	**Time**
Relinquished by: (Signature)	**Date**	**Time**	**Received by: (Signature)**	**Date**	**Time**
Relinquished by: (Signature)	**Date**	**Time**	**Received for Laboratory: (Signature)**	**Date** 11/6/25	**Time** 9:47
Sample Disposal Method:	**Disposed of by: (Signature)**			**Date**	**Time**

Sample Collector

RES Environmental Inc.
865 Via Lata • Colton, California 92324
(909) 422-1001 Fax (909) 422-0707

Analytical Laboratory

ATMAA

Table 3

AtmAA Inc.
5107 Douglas Fir Rd., Calabasas, CA 91302 • (818) 223-3277
specialized air assessment laboratory
atmaa.com

LABORATORY ANALYSIS REPORT

SCAQMD Rule 1150.1 Components Analysis in Integrated Surface Tedlar Bag Samples

Report Date: December 1, 2025
Client: Waste Connections
Project Location: Chiquita Canyon Landfill
Project No.: 1150.1
Date Received: November 12, 2025
Date Analyzed: November 12-13, 2025

AtmAA Lab No.:	23165-26	23165-27
Sample I.D.:	ISS Grid 212	ISS Grid 215
Components	*(Concentration in ppmv)*	
Methane	51.5	33.0
Ethane	<1	<1
TGNMO	1.06	1.05
	(Concentration in ppbv)	
Hydrogen sulfide	<30	<30
Benzene	0.73	0.26
Benzyl chloride	<0.20	<0.20
Chlorobenzene	<0.15	<0.15
Dichlorobenzenes*	<0.30	<0.30
1,1-dichloroethane	<0.15	<0.15
1,2-dichloroethane	<0.15	<0.15
1,1-dichloroethylene	<0.15	<0.15
Dichloromethane	<0.30	<0.30
1,2-dibromoethane	<0.10	<0.10
Perchloroethylene	<0.10	<0.10
Carbon tetrachloride	<0.18	<0.18
Toluene	0.47	0.38
1,1,1-trichloroethane	<0.10	<0.10
Trichloroethene	<0.10	<0.10
Chloroform	<0.10	<0.10
Vinyl chloride	<0.10	<0.10
m+p-xylenes	0.25	0.19
o-xylene	<0.12	<0.12

Methane, ethane, and total gaseous non-methane organics (TGNMO) were measured by flame ionization detection/total combustion analysis (FID/TCA) Method 25.
Ethane and TGNMO are reported as ppmvC.
Toxic air contaminants (TAC) compounds were analyzed by GC/MS, EPA TO-15.
Hydrogen sulfide was analyzed by SCD/GC, SCAQMD 307.91.
** total amount containing meta, para, and ortho isomers*

Brian W. Fung
Laboratory Director

Table 3

QUALITY ASSURANCE SUMMARY
(Repeat Analyses)

Project Location: Chiquita Canyon Landfill
Date Received: November 12, 2025
Date Analyzed: November 12-13, 2025

Components	Sample ID	Repeat Analysis Run #1	Repeat Analysis Run #2	Mean Conc.	% RPD
		(Concentration in ppmv)			
Methane	Grid 212	51.2	51.7	51.5	0.97
Ethane	Grid 212	<1	<1	—	—
TGNMO	Grid 212	1.06	1.06	1.06	0.00
		(Concentration in ppbv)			
Hydrogen sulfide	Grid 212	<30	<30	—	—
Benzene	Grid 212	0.74	0.71	0.73	4.1
Benzyl chloride	Grid 212	<0.20	<0.20	—	—
Chlorobenzene	Grid 212	<0.15	<0.15	—	—
Dichlorobenzenes	Grid 212	<0.30	<0.30	—	—
1,1-dichloroethane	Grid 212	<0.15	<0.15	—	—
1,2-dichloroethane	Grid 212	<0.15	<0.15	—	—
1,1-dichloroethylene	Grid 212	<0.15	<0.15	—	—
Dichloromethane	Grid 212	<0.30	<0.30	—	—
1,2-dibromoethane	Grid 212	<0.10	<0.10	—	—
Perchloroethylene	Grid 212	<0.10	<0.10	—	—
Carbon tetrachloride	Grid 212	<0.18	<0.18	—	—
Toluene	Grid 212	0.48	0.46	0.47	4.3
1,1,1-trichloroethane	Grid 212	<0.10	<0.10	—	—
Trichloroethene	Grid 212	<0.10	<0.10	—	—
Chloroform	Grid 212	<0.10	<0.10	—	—
Vinyl chloride	Grid 212	<0.10	<0.10	—	—
m+p-xylenes	Grid 212	0.25	0.25	0.25	0.00
o-xylene	Grid 212	<0.12	<0.12	—	—

Two Tedlar bag samples, laboratory numbers 23165-(26-27), were analyzed for SCAQMD Rule 1150.1 components, methane, and total gaseous non-methane organics (TGNMO). Agreement between repeat analyses is a measure of precision and is shown above in the column "% RPD". The average % RPD for 5 repeat measurements from two Tedlar bag samples is 1.9%.



CHAIN OF CUSTODY RECORD

Client/Project Name	Project Location	ANALYSES
Chiquita Canyon Landfill	Valencia	
Project No. 1150.1	**Field Logbook No.** —	
Sampler: (Print) Stephen Borchers **(Signature)**	**No. Of Containers** 2	

Sample No./ Identification	Date	Time	Lab Sample Number	Type of Sample	Methane	TNMHC	TAC			Remarks
Grid 212	11-11-25	0730-0755	23165-26	10 L Bag ESS	X	X	X			
Grid 215	11-11-25	0845-0910	-27	10 L Bag ESS	X	X	X			

Relinquished by: (Signature)	**Date** 11-12-25	**Time** 10:39	**Received by: (Signature)**	**Date**	**Time**
Relinquished by: (Signature)	**Date**	**Time**	**Received by: (Signature)**	**Date**	**Time**
Relinquished by: (Signature)	**Date**	**Time**	**Received for Laboratory: (Signature)**	**Date** 11-12-25	**Time** 10:45
Sample Disposal Method:	**Disposed of by: (Signature)**			**Date**	**Time**

Sample Collector

RES Environmental Inc.
865 Via Lata • Colton, California 92324
(909) 422-1001 Fax (909) 422-0707

Analytical Laboratory

ATMAA

Table 3

Table 3

AtmAA Inc
5107 Douglas Fir Rd., Calabasas, CA 91302 • (818) 223-3277
specialized air assessment laboratory
atmaa.com

LABORATORY ANALYSIS REPORT

SCAQMD Rule 1150.1 Components Analysis in Integrated Surface Tedlar Bag Samples

Report Date: December 10, 2025
Client: Waste Connections
Project Location: Chiquita Canyon Landfill
Project No.: 1150.1
Date Received: November 20, 2025
Date Analyzed: November 20-21, 2025

AtmAA Lab No.:	23245-1	23245-2
Sample I.D.:	ISS Grid 37	ISS Grid 33
Components	*(Concentration in ppmv)*	
Methane	36.9	28.0
Ethane	<1	<1
TGNMO	1.07	1.05
	(Concentration in ppbv)	
Hydrogen sulfide	<30	<30
Benzene	0.14	0.09
Benzyl chloride	<0.20	<0.20
Chlorobenzene	<0.15	<0.15
Dichlorobenzenes*	<0.30	<0.30
1,1-dichloroethane	<0.15	<0.15
1,2-dichloroethane	<0.15	<0.15
1,1-dichloroethylene	<0.15	<0.15
Dichloromethane	<0.30	<0.30
1,2-dibromoethane	<0.10	<0.10
Perchloroethylene	<0.10	<0.10
Carbon tetrachloride	<0.18	<0.18
Toluene	<0.15	<0.15
1,1,1-trichloroethane	<0.10	<0.10
Trichloroethene	<0.10	<0.10
Chloroform	<0.10	<0.10
Vinyl chloride	<0.10	<0.10
m+p-xylenes	<0.12	<0.12
o-xylene	<0.12	<0.12

Methane, ethane, and total gaseous non-methane organics (TGNMO) were measured by flame ionization detection/total combustion analysis (FID/TCA) Method 25.
Ethane and TGNMO are reported as ppmvC.
Toxic air contaminants (TAC) compounds were analyzed by GC/MS, EPA TO-15.
Hydrogen sulfide was analyzed by SCD/GC, SCAQMD 307.91.
** total amount containing meta, para, and ortho isomers*

Brian W. Fung
Laboratory Director

CHAIN OF CUSTODY RECORD

Client/Project Name	Project Location
Chiquita Canyon Landfill	Valencia
Project No.	**Field Logbook No.**
1150.1	
Sampler: (Print)	**(Signature)**
Stephen Borchers	

No. Of Containers: 2

ANALYSES

Sample No./ Identification	Date	Time	Lab Sample Number	Type of Sample	Methane	TNMHC	TAC			Remarks
Grid 37	11-19-25	1020-1045	23245-1	10L Bag ESS	X	X	X			
Grid 33	11-19-25	0955-1020	-2	10L Bag ESS	X	X	X			

Relinquished by: (Signature)	**Date** 11-20-25	**Time** 0719	**Received by: (Signature)**	**Date**	**Time**
Relinquished by: (Signature)	**Date**	**Time**	**Received by: (Signature)**	**Date**	**Time**
Relinquished by: (Signature)	**Date**	**Time**	**Received for Laboratory: (Signature)**	**Date** 11/20/25	**Time** 7:19
Sample Disposal Method:	**Disposed of by: (Signature)**			**Date**	**Time**

Sample Collector

RES Environmental Inc.
865 Via Lata • Colton, California 92324
(909) 422-1001 Fax (909) 422-0707

Analytical Laboratory

ATMAA

Table 3

Table 3

AtmAA Inc
5107 Douglas Fir Rd., Calabasas, CA 91302 • (818) 223-3277
specialized air assessment laboratory
atmaa.com

LABORATORY ANALYSIS REPORT

SCAQMD Rule 1150.1 Components Analysis in Integrated Surface Tedlar Bag Samples

Report Date: December 19, 2025
Client: Waste Connections
Project Location: Chiquita Canyon Landfill
Project No.: 1150.1
Date Received: December 2, 2025
Date Analyzed: December 2-4, 2025

AtmAA Lab No.:	23365-2	23365-3	23365-4
Sample I.D.:	ISS Grid 234	ISS Grid 235	ISS Grid 236
Components	*(Concentration in ppmv)*		
Methane	12.9	27.9	12.2
Ethane	<1	<1	<1
TGNMO	1.06	1.07	1.06
	(Concentration in ppbv)		
Hydrogen sulfide	<30	<30	<30
Benzene	0.10	0.10	0.10
Benzyl chloride	<0.20	<0.20	<0.20
Chlorobenzene	<0.15	<0.15	<0.15
Dichlorobenzenes*	<0.30	<0.30	<0.30
1,1-dichloroethane	<0.15	<0.15	<0.15
1,2-dichloroethane	<0.15	<0.15	<0.15
1,1-dichloroethylene	<0.15	<0.15	<0.15
Dichloromethane	<0.30	<0.30	<0.30
1,2-dibromoethane	<0.10	<0.10	<0.10
Perchloroethylene	<0.10	<0.10	<0.10
Carbon tetrachloride	<0.18	<0.18	<0.18
Toluene	0.19	0.17	0.14
1,1,1-trichloroethane	<0.10	<0.10	<0.10
Trichloroethene	<0.10	<0.10	<0.10
Chloroform	<0.10	<0.10	<0.10
Vinyl chloride	<0.10	<0.10	<0.10
m+p-xylenes	<0.12	<0.12	<0.12
o-xylene	<0.12	<0.12	<0.12

Methane, ethane, and total gaseous non-methane organics (TGNMO) were measured by flame ionization detection/total combustion analysis (FID/TCA) Method 25.
Ethane is reported as ppmvC.
TGNMO is total gaseous non-methane, non-ethane organics reported as ppmvC.
Toxic air contaminants (TAC) compounds were analyzed by GC/MS, EPA TO-15.
Hydrogen sulfide was analyzed by SCD/GC, SCAQMD 307.91.
** total amount containing meta, para, and ortho isomers*

Brian W. Fung
Laboratory Director

Table 3

QUALITY ASSURANCE SUMMARY
(Repeat Analyses)

Project Location: Chiquita Canyon Landfill
Date Received: December 2, 2025
Date Analyzed: December 2-4, 2025

Components	Sample ID	Repeat Analysis Run #1	Repeat Analysis Run #2	Mean Conc.	% RPD
		(Concentration in ppmv)			
Methane	Grid 234	12.8	12.9	12.9	0.78
Ethane	Grid 234	<1	<1	—	—
TGNMO	Grid 234	1.05	1.07	1.06	1.9
		(Concentration in ppbv)			
Hydrogen sulfide	Grid 234	<30	<30	—	—
Benzene	Grid 234	0.09	0.10	0.10	11
Benzyl chloride	Grid 234	<0.20	<0.20	—	—
Chlorobenzene	Grid 234	<0.15	<0.15	—	—
Dichlorobenzenes	Grid 234	<0.30	<0.30	—	—
1,1-dichloroethane	Grid 234	<0.15	<0.15	—	—
1,2-dichloroethane	Grid 234	<0.15	<0.15	—	—
1,1-dichloroethylene	Grid 234	<0.15	<0.15	—	—
Dichloromethane	Grid 234	<0.30	<0.30	—	—
1,2-dibromoethane	Grid 234	<0.10	<0.10	—	—
Perchloroethylene	Grid 234	<0.10	<0.10	—	—
Carbon tetrachloride	Grid 234	<0.18	<0.18	—	—
Toluene	Grid 234	0.17	0.20	0.19	16
1,1,1-trichloroethane	Grid 234	<0.10	<0.10	—	—
Trichloroethene	Grid 234	<0.10	<0.10	—	—
Chloroform	Grid 234	<0.10	<0.10	—	—
Vinyl chloride	Grid 234	<0.10	<0.10	—	—
m+p-xylenes	Grid 234	<0.12	<0.12	—	—
o-xylene	Grid 234	<0.12	<0.12	—	—

Three Tedlar bag samples, laboratory numbers 23365-(2-4), were analyzed for SCAQMD Rule 1150.1 components, methane, and total gaseous non-methane organics (TGNMO). Agreement between repeat analyses is a measure of precision and is shown above in the column "% RPD". The average % RPD for 4 repeat measurements from three Tedlar bag samples is 7.4%.

CHAIN OF CUSTODY RECORD

Client/Project Name	Project Location
Chiquita Canyon Landfill	Valencia

Project No.	Field Logbook No.
1150.1	

Sampler: (Print)	(Signature)	No. Of Containers
STephen Bercher		3

Sample No./ Identification	Date	Time	Lab Sample Number	Type of Sample	Methane	TNMHC	TAC			Remarks
Grid 234	12-1-25	1205-1230	23365-2	10 L Bag ESS	X	X	X			
Grid 235	12-1-25	1140-1205	-3	10 L Bag ESS	X	X	X			
Grid 236	12-1-25	1115-1140	-4	10 L Bag ESS	X	X	X			

ANALYSES

Relinquished by: (Signature)	Date	Time	Received by: (Signature)	Date	Time
	12-2-25	0745			
Relinquished by: (Signature)	Date	Time	Received by: (Signature)	Date	Time
Relinquished by: (Signature)	Date	Time	Received for Laboratory: (Signature)	Date	Time
				12/2/25	7:45
Sample Disposal Method:	Disposed of by: (Signature)			Date	Time

Sample Collector

RES Environmental Inc.
865 Via Lata • Colton, California 92324
(909) 422-1001 Fax (909) 422-0707

Analytical Laboratory

Atmaa

Table 3

AtmAA Inc
5107 Douglas Fir Rd., Calabasas, CA 91302 • (818) 223-3277
specialized air assessment laboratory
atmaa.com

LABORATORY ANALYSIS REPORT

SCAQMD Rule 1150.1 Components Analysis in Integrated Surface Tedlar Bag Samples

Report Date: December 27, 2025
Client: Waste Connections
Project Location: Chiquita Canyon Landfill
Project No.: 1150.1
Date Received: December 12, 2025
Date Analyzed: December 12, 2025

AtmAA Lab No.:	23465-3	23465-4
Sample I.D.:	ISS Grid 208	ISS Grid 215
Components	*(Concentration in ppmv)*	
Methane	17.2	50.0
Ethane	<1	<1
TGNMO	1.04	1.03
	(Concentration in ppbv)	
Hydrogen sulfide	<30	<30
Benzene	0.38	0.14
Benzyl chloride	<0.20	<0.20
Chlorobenzene	<0.15	<0.15
Dichlorobenzenes*	<0.30	<0.30
1,1-dichloroethane	<0.15	<0.15
1,2-dichloroethane	<0.15	<0.15
1,1-dichloroethylene	<0.15	<0.15
Dichloromethane	<0.30	<0.30
1,2-dibromoethane	<0.10	<0.10
Perchloroethylene	<0.10	<0.10
Carbon tetrachloride	<0.18	<0.18
Toluene	0.32	0.35
1,1,1-trichloroethane	<0.10	<0.10
Trichloroethene	<0.10	<0.10
Chloroform	<0.10	<0.10
Vinyl chloride	<0.10	<0.10
m+p-xylenes	<0.12	<0.12
o-xylene	<0.12	<0.12

Methane, ethane, and total gaseous non-methane organics (TGNMO) were measured by flame ionization detection/total combustion analysis (FID/TCA) Method 25.
Ethane and TGNMO are reported as ppmvC.
Toxic air contaminants (TAC) compounds were analyzed by GC/MS, EPA TO-15.
Hydrogen sulfide was analyzed by SCD/GC, SCAQMD 307.91.
** total amount containing meta, para, and ortho isomers*

Brian W. Fung
Laboratory Director

Table 3

QUALITY ASSURANCE SUMMARY
(Repeat Analyses)

Project Location: Chiquita Canyon Landfill
Date Received: December 12, 2025
Date Analyzed: December 12, 2025

Components	Sample ID	Repeat Analysis Run #1	Repeat Analysis Run #2	Mean Conc.	% RPD
		(Concentration in ppmv)			
Methane	Grid 208	17.2	17.2	17.2	0.00
Ethane	Grid 208	<1	<1	—	---
TGNMO	Grid 208	1.03	1.04	1.04	0.97
		(Concentration in ppbv)			
Hydrogen sulfide	Grid 208	<30	<30	—	—
Benzene	Grid 208	0.36	0.39	0.38	8.0
Benzyl chloride	Grid 208	<0.20	<0.20	—	—
Chlorobenzene	Grid 208	<0.15	<0.15	—	—
Dichlorobenzenes	Grid 208	<0.30	<0.30	—	—
1,1-dichloroethane	Grid 208	<0.15	<0.15	—	—
1,2-dichloroethane	Grid 208	<0.15	<0.15	—	—
1,1-dichloroethylene	Grid 208	<0.15	<0.15	—	—
Dichloromethane	Grid 208	<0.30	<0.30	—	—
1,2-dibromoethane	Grid 208	<0.10	<0.10	—	—
Perchloroethylene	Grid 208	<0.10	<0.10	—	—
Carbon tetrachloride	Grid 208	<0.18	<0.18	—	—
Toluene	Grid 208	0.30	0.34	0.32	13
1,1,1-trichloroethane	Grid 208	<0.10	<0.10	—	—
Trichloroethene	Grid 208	<0.10	<0.10	—	—
Chloroform	Grid 208	<0.10	<0.10	—	—
Vinyl chloride	Grid 208	<0.10	<0.10	—	—
m+p-xylenes	Grid 208	<0.12	<0.12	—	—
o-xylene	Grid 208	<0.12	<0.12	—	—

Two Tedlar bag samples, laboratory numbers 23465-(3-4), were analyzed for SCAQMD Rule 1150.1 components, methane, and total gaseous non-methane organics (TGNMO). Agreement between repeat analyses is a measure of precision and is shown above in the column "% RPD". The average % RPD for 4 repeat measurements from two Tedlar bag samples is 5.4%.

Table 3

CHAIN OF CUSTODY RECORD

Client/Project Name	Project Location
Chiquita Canyon Landfill	Valencia.
Project No. 1150.1	**Field Logbook No.** —
Sampler: (Print) Stephen Borchers **(Signature)** [signature]	**No. Of Containers** 2

ANALYSES

Sample No./ Identification	Date	Time	Lab Sample Number	Type of Sample	Methane	TNMHC	TAC			Remarks
Grid 208	12-11-25	0730-0755	23465-3	10L Bag ISS	x	x	x			
Grid 215	12-11-25	0820-0845	-4	10L Bag ISS	x	x	x			

Relinquished by: (Signature)	Date	Time	Received by: (Signature)	Date	Time
[signature]	12-12-25	0905			
Relinquished by: (Signature)	**Date**	**Time**	**Received by: (Signature)**	**Date**	**Time**
Relinquished by: (Signature)	**Date**	**Time**	**Received for Laboratory: (Signature)** [signature]	**Date** 12/12/25	**Time** 9:05
Sample Disposal Method:	**Disposed of by: (Signature)**			**Date**	**Time**

Sample Collector

RES Environmental Inc.
865 Via Lata • Colton, California 92324
(909) 422-1001 Fax (909) 422-0707

Analytical Laboratory

Atmaa

Table 3

AtmAA Inc
5107 Douglas Fir Rd., Calabasas, CA 91302 • (818) 223-3277
specialized air assessment laboratory
atmaa.com

LABORATORY ANALYSIS REPORT

SCAQMD Rule 1150.1 Components Analysis in Integrated Surface Tedlar Bag Samples

Report Date: January 5, 2026
Client: Waste Connections
Project Location: Chiquita Canyon Landfill
Project No.: 1150.1
Date Received: December 16, 2025
Date Analyzed: December 16, 2025

AtmAA Lab No.:	23505-5	23505-6	23505-7
Sample I.D.:	ISS Grid 145	ISS Grid 88	ISS Grid 66
Components	*(Concentration in ppmv)*		
Methane	56.6	32.9	64.6
Ethane	<1	<1	<1
TGNMO	1.04	1.08	1.02
	(Concentration in ppbv)		
Hydrogen sulfide	<30	<30	<30
Benzene	10.3	0.52	0.15
Benzyl chloride	<0.20	<0.20	<0.20
Chlorobenzene	<0.15	<0.15	<0.15
Dichlorobenzenes*	<0.30	<0.30	<0.30
1,1-dichloroethane	<0.15	<0.15	<0.15
1,2-dichloroethane	<0.15	<0.15	<0.15
1,1-dichloroethylene	<0.15	<0.15	<0.15
Dichloromethane	<0.30	<0.30	<0.30
1,2-dibromoethane	<0.10	<0.10	<0.10
Perchloroethylene	<0.10	<0.10	<0.10
Carbon tetrachloride	<0.18	<0.18	<0.18
Toluene	0.49	0.22	0.15
1,1,1-trichloroethane	<0.10	<0.10	<0.10
Trichloroethene	<0.10	<0.10	<0.10
Chloroform	<0.10	<0.10	<0.10
Vinyl chloride	<0.10	<0.10	<0.10
m+p-xylenes	0.15	0.14	<0.12
o-xylene	<0.12	<0.12	<0.12

Methane, ethane, and total gaseous non-methane organics (TGNMO) were measured by flame ionization detection/total combustion analysis (FID/TCA) Method 25.
Ethane is reported as ppmvC.
TGNMO is total gaseous non-methane, non-ethane organics reported as ppmvC.
Toxic air contaminants (TAC) compounds were analyzed by GC/MS, EPA TO-15.
Hydrogen sulfide was analyzed by SCD/GC, SCAQMD 307.91.
** total amount containing meta, para, and ortho isomers*

Brian W. Fung
Laboratory Director

Table 3

QUALITY ASSURANCE SUMMARY
(Repeat Analyses)

Project Location: Chiquita Canyon Landfill
Date Received: December 16, 2025
Date Analyzed: December 16, 2025

Components	Sample ID	Repeat Analysis Run #1	Repeat Analysis Run #2	Mean Conc.	% RPD
		(Concentration in ppmv)			
Methane	Grid 145	56.8	56.4	56.6	0.71
Ethane	Grid 145	<1	<1	---	---
TGNMO	Grid 145	1.04	1.03	1.04	0.97
		(Concentration in ppbv)			
Hydrogen sulfide	Grid 145	<30	<30	---	---
Benzene	Grid 145	10.0	10.6	10.3	5.8
Benzyl chloride	Grid 145	<0.20	<0.20	---	---
Chlorobenzene	Grid 145	<0.15	<0.15	---	---
Dichlorobenzenes	Grid 145	<0.30	<0.30	---	---
1,1-dichloroethane	Grid 145	<0.15	<0.15	---	---
1,2-dichloroethane	Grid 145	<0.15	<0.15	---	---
1,1-dichloroethylene	Grid 145	<0.15	<0.15	---	---
Dichloromethane	Grid 145	<0.30	<0.30	---	---
1,2-dibromoethane	Grid 145	<0.10	<0.10	---	---
Perchloroethylene	Grid 145	<0.10	<0.10	---	---
Carbon tetrachloride	Grid 145	<0.18	<0.18	---	---
Toluene	Grid 145	0.47	0.50	0.49	6.2
1,1,1-trichloroethane	Grid 145	<0.10	<0.10	---	---
Trichloroethene	Grid 145	<0.10	<0.10	---	---
Chloroform	Grid 145	<0.10	<0.10	---	---
Vinyl chloride	Grid 145	<0.10	<0.10	---	---
m+p-xylenes	Grid 145	0.14	0.15	0.15	6.9
o-xylene	Grid 145	<0.12	<0.12	---	---

Three Tedlar bag samples, laboratory numbers 23505-(5-7), were analyzed for SCAQMD Rule 1150.1 components, methane, and total gaseous non-methane organics (TGNMO). Agreement between repeat analyses is a measure of precision and is shown above in the column "% RPD". The average % RPD for 5 repeat measurements from three Tedlar bag samples is 4.1%.



CHAIN OF CUSTODY RECORD

Client/Project Name	Project Location
Chiquita Canyon Landfill	Valencia

Project No.	Field Logbook No.
1150.1	

Sampler: (Print)	(Signature)	No. Of Containers
Stephen Borchers		3

Sample No./ Identification	Date	Time	Lab Sample Number	Type of Sample	Methane	TNMHC	TAC			Remarks
Grid 145	12-15-25	0750-0815	23505-5	10L Bag ESS	X	X	X			
Grid 88	12-15-25	1135-1200	-6	10L Bag ESS	X	X	X			
Grid 66	12-15-25	1010-1035	-7	10L Bag ESS	X	X	X			

ANALYSES

Relinquished by: (Signature)	Date	Time	Received by: (Signature)	Date	Time
	12-16-25	0700			
Relinquished by: (Signature)	**Date**	**Time**	**Received by: (Signature)**	**Date**	**Time**
Relinquished by: (Signature)	**Date**	**Time**	**Received for Laboratory: (Signature)**	**Date**	**Time**
				12/16/25	7:00
Sample Disposal Method:	**Disposed of by: (Signature)**			**Date**	**Time**

Sample Collector

RES Environmental Inc.
865 Via Lata • Colton, California 92324
(909) 422-1001 Fax (909) 422-0707

Analytical Laboratory

Atmaa

TABLE 4

Ambient Air Sampling Results

Table 4

AtmAA Inc.
5107 Douglas Fir Rd., Calabasas, CA 91302 ▪ (818) 223-3277
specialized air assessment laboratory
atmaa.com

LABORATORY ANALYSIS REPORT

SCAQMD Rule 1150.1 Components Analysis in Ambient Air Tedlar Bag Samples

Report Date: October 23, 2025
Client: Waste Connections
Project Location: Chiquita Canyon Landfill
Date Received: October 9, 2025
Date Analyzed: October 9, 2025

AtmAA Lab No.:	22825-1	22825-2	22825-3	22825-4
Sample I.D.:	Ambient Air AA-1	Ambient Air AA-2	Ambient Air AA-3	Ambient Air AA-4
Components	*(Concentration in ppmv)*			
Methane	1.43	1.37	2.17	1.98
Ethane	<1	<1	<1	<1
TGNMO	1.08	1.04	1.09	1.03
	(Concentration in ppbv)			
Hydrogen sulfide	<30	<30	<30	<30
Benzene	0.10	0.12	0.49	0.24
Benzyl chloride	<0.20	<0.20	<0.20	<0.20
Chlorobenzene	<0.15	<0.15	<0.15	<0.15
Dichlorobenzenes*	<0.30	<0.30	<0.30	<0.30
1,1-dichloroethane	<0.15	<0.15	<0.15	<0.15
1,2-dichloroethane	<0.15	<0.15	<0.15	<0.15
1,1-dichloroethylene	<0.15	<0.15	<0.15	<0.15
Dichloromethane	<0.30	<0.30	0.47	<0.30
1,2-dibromoethane	<0.10	<0.10	<0.10	<0.10
Perchloroethylene	<0.10	<0.10	<0.10	<0.10
Carbon tetrachloride	<0.18	<0.18	0.18	<0.18
Toluene	0.17	0.25	0.34	0.36
1,1,1-trichloroethane	<0.10	<0.10	<0.10	<0.10
Trichloroethene	<0.10	<0.10	<0.10	<0.10
Chloroform	<0.10	<0.10	<0.10	<0.10
Vinyl chloride	<0.10	<0.10	<0.10	<0.10
m+p-xylenes	<0.12	<0.12	<0.12	<0.12
o-xylene	<0.12	<0.12	<0.12	<0.12

Methane, ethane, and total gaseous non-methane organics (TGNMO) were measured by flame ionization detection/total combustion analysis (FID/TCA) Method 25.
Ethane is reported as ppmvC.
TGNMO is total gaseous non-methane, non-ethane organics reported as ppmvC.
Toxic air contaminants (TAC) compounds were analyzed by GC/MS, EPA TO-15.
Hydrogen sulfide was analyzed by SCD/GC, SCAQMD 307.91.
** total amount containing meta, para, and ortho isomers*

Brian W. Fung
Laboratory Director

Table 4

QUALITY ASSURANCE SUMMARY
(Repeat Analyses)

Project Location: Chiquita Canyon Landfill
Date Received: October 9, 2025
Date Analyzed: October 9, 2025

Components	Sample ID	Repeat Analysis Run #1	Repeat Analysis Run #2	Mean Conc.	% RPD
		(Concentration in ppmv)			
Methane	AA-1	1.44	1.41	1.43	2.1
Ethane	AA-1	<1	<1	---	---
TGNMO	AA-1	1.09	1.06	1.08	2.8
		(Concentration in ppbv)			
Hydrogen sulfide	AA-1	<30	<30	---	---
Benzene	AA-1	0.09	0.10	0.10	11
Benzyl chloride	AA-1	<0.20	<0.20	---	---
Chlorobenzene	AA-1	<0.15	<0.15	---	---
Dichlorobenzenes	AA-1	<0.30	<0.30	---	---
1,1-dichloroethane	AA-1	<0.15	<0.15	---	---
1,2-dichloroethane	AA-1	<0.15	<0.15	---	---
1,1-dichloroethylene	AA-1	<0.15	<0.15	---	---
Dichloromethane	AA-1	<0.30	<0.30	---	---
1,2-dibromoethane	AA-1	<0.10	<0.10	---	---
Perchloroethylene	AA-1	<0.10	<0.10	---	---
Carbon tetrachloride	AA-1	<0.18	<0.18	---	---
Toluene	AA-1	0.16	0.17	0.17	6.1
1,1,1-trichloroethane	AA-1	<0.10	<0.10	---	---
Trichloroethene	AA-1	<0.10	<0.10	---	---
Chloroform	AA-1	<0.10	<0.10	---	---
Vinyl chloride	AA-1	<0.10	<0.10	---	---
m+p-xylenes	AA-1	<0.12	<0.12	---	---
o-xylene	AA-1	<0.12	<0.12	---	---

Four Tedlar bag samples, laboratory numbers 22825-(1-4), were analyzed for SCAQMD Rule 1150.1 components, methane, and total gaseous non-methane organics (TGNMO). Agreement between repeat analyses is a measure of precision and is shown above in the column "% RPD". The average % RPD for 4 repeat measurements from four Tedlar bag samples is 5.4%.

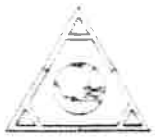

CHAIN OF CUSTODY RECORD

Client/Project Name	Project Location	ANALYSES
Chiquita Canyon Landfill	Valencia, CA	
Project No.	**Field Logbook No.**	
Sampler: (Print) Charles Roberts	**(Signature)** C Rob	**No. Of Containers** 4

Sample No./ Identification	Date	Time	Lab Sample Number	Type of Sample	TOC	TAC				Remarks
AA-1	10-7-25	0900 - 2400	22825-1	Ambient Air	X	X				
AA-2	10-7-25	0900 - 2100	-2		X	X				
AA-3	10-7/8-25	2100 - 0900	-3		X	X				
AA-4	10-7/8-25	2100 - 0900	-4		X	X				

Relinquished by: (Signature)	Date	Time	Received by: (Signature)	Date	Time
C Rob	10-9-25	0755			
Relinquished by: (Signature)	**Date**	**Time**	**Received by: (Signature)**	**Date**	**Time**
Relinquished by: (Signature)	**Date**	**Time**	**Received for Laboratory: (Signature)**	**Date**	**Time**
			B	10/9/25	7:55
Sample Disposal Method:	**Disposed of by: (Signature)**			**Date**	**Time**

Sample Collector

RES Environmental Inc.
865 Via Lata • Colton, California 92324
(909) 422-1001 Fax (909) 422-0707

Analytical Laboratory

ATMAA Inc.

Table 4

TABLE 5

One Day Ambient Air Wind Rose

Table 5

Chiquita Canyon Landfill
October 7, 2025 - October 8, 2025

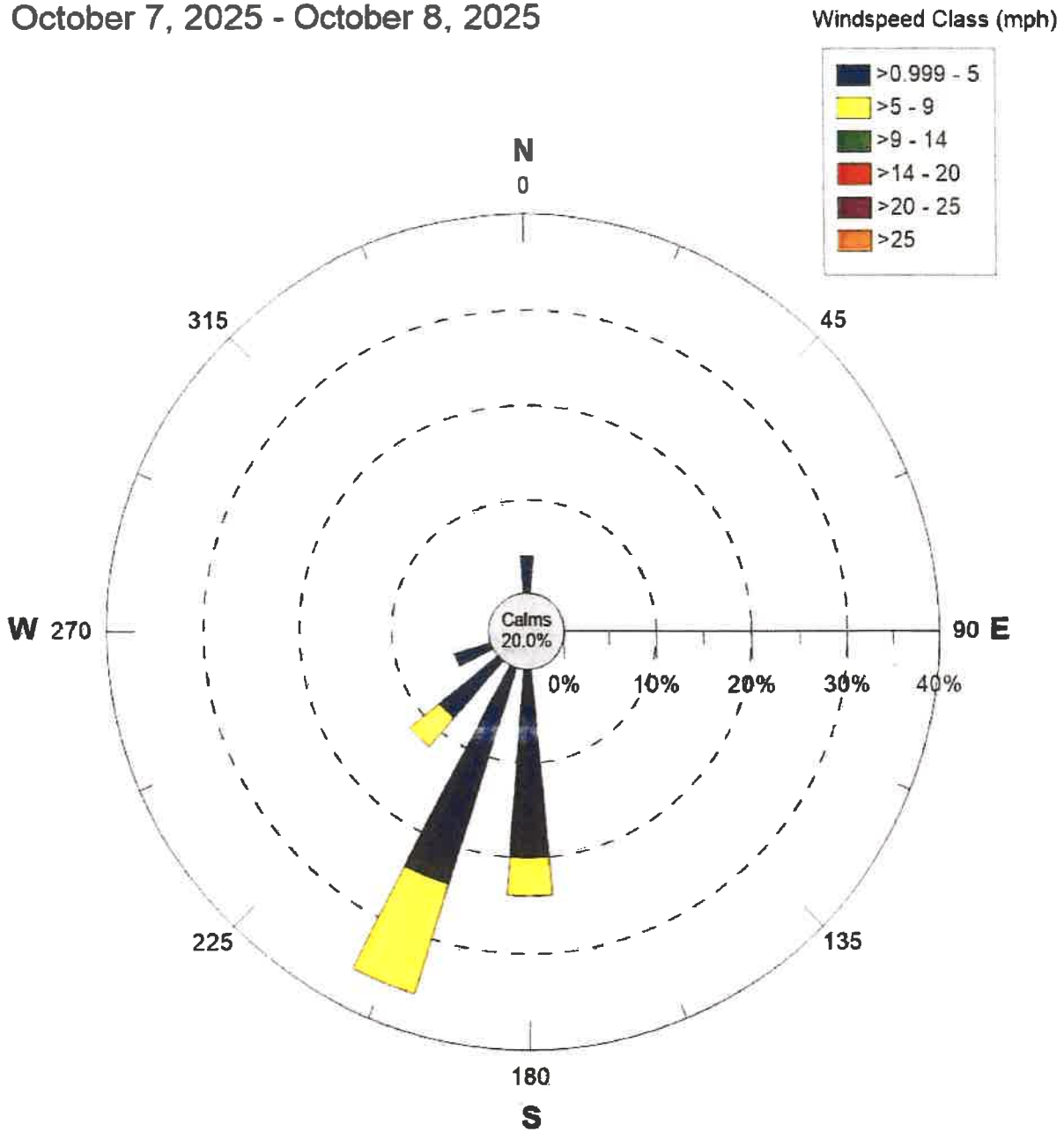

Times from 0900 to 900
All Speeds Used

Chiquita Canyon Landfill
Joint Frequency Distribution
Times from 0900 to 900, All Speeds Used, All Stabilities Used

Wind Direction	Wind Speed (MPH) 1-5	5.1-9	9.1-14	14.1-20	20.1-25	Over 25	Total	Avg Speed
N	4.0	.0	.0	.0	.0	.0	4.0	1.0
NNE	.0	.0	.0	.0	.0	.0	.0	.0
NE	.0	.0	.0	.0	.0	.0	.0	.0
ENE	.0	.0	.0	.0	.0	.0	.0	.0
E	.0	.0	.0	.0	.0	.0	.0	.0
ESE	.0	.0	.0	.0	.0	.0	.0	.0
SE	.0	.0	.0	.0	.0	.0	.0	.0
SSE	.0	.0	.0	.0	.0	.0	.0	.0
S	20.0	4.0	.0	.0	.0	.0	24.0	3.2
SSW	24.0	12.0	.0	.0	.0	.0	36.0	3.8
SW	4.0	4.0	.0	.0	.0	.0	8.0	3.0
WSW	4.0	.0	.0	.0	.0	.0	4.0	5.0
W	.0	.0	.0	.0	.0	.0	.0	.0
WNW	.0	.0	.0	.0	.0	.0	.0	.0
NW	.0	.0	.0	.0	.0	.0	.0	.0
NNW	.0	.0	.0	.0	.0	.0	.0	.0
Calm							20.0	
Total	56.0	20.0	.0	.0	.0	.0	100.0	3.4

Data spans October 7, 2025 at 900 to October 8, 2025 at 900 (25 valid cases)

Chiquita Canyon Landfill

Wind Direction in Degrees and Wind Speed in MPH for OCTOBER 7 to 8, 2025

HOUR	01	02	03	04	05	06	07	08	09	10	11	12	13
DAY	DDD VV.V	DDD VV.V	DDD VV.V	DDD VV.V	DDD VV.V	DDD VV.V	DDD VV.V	DDD VV.V	DDD VV.V	DDD VV.V	DDD VV.V	DDD VV.V	DDD VV.V
01													
02													
03													
04													
05													
06													
07									230 01.0	200 03.0	190 05.0	190 07.0	200 07.0
08	360 01.0	000 00.0	000 00.0	170 01.0	200 01.0	000 00.0	000 00.0	200 01.0	200 01.0				
09													
10													
11													
12													
13													
14													
15													
16													
17													
18													
19													
20													
21													
22													
23													
24													
25													
26													
27													
28													
29													
30													
31													
MEAN	360 01.0	000 00.0	000 00.0	170 01.0	200 01.0	000 00.0	000 00.0	200 01.0	215 01.0	200 03.0	190 05.0	190 07.0	200 07.0
MX SPD	360 01.0	000 00.0	000 00.0	170 01.0	200 01.0	000 00.0	000 00.0	200 01.0	230 01.0	200 03.0	190 05.0	190 07.0	200 07.0
MN SPD	360 01.0	000 00.0	000 00.0	170 01.0	200 01.0	000 00.0	000 00.0	200 01.0	230 01.0	200 03.0	190 05.0	190 07.0	200 07.0

DAILY MEANS REQUIRE 75% VALID DATA
MISSING DATA DENOTED BY BLANKS

DDD = Direction from which the wind is blowing, in degrees
VV.V = Wind Speed in MPH

Wind Direction in Degrees and Wind Speed in MPH for OCTOBER 7 to 8, 2025 PAGE 2

HOUR / DAY	14 DDD VV.V	15 DDD VV.V	16 DDD VV.V	17 DDD VV.V	18 DDD VV.V	19 DDD VV.V	20 DDD VV.V	21 DDD VV.V	22 DDD VV.V	23 DDD VV.V	24 DDD VV.V	MEAN DDD VV.V	MX SPD DDD VV.V	MN SPD DDD VV.V
01														
02														
03														
04														
05														
06														
07	200 07.0	230 07.0	200 06.0	250 05.0	200 05.0	190 03.0	200 03.0	170 01.0	190 02.0	230 01.0	000 00.0		190 07.0 360 01.0	000 00.0 000 00.0
08														
09														
10														
11														
12														
13														
14														
15														
16														
17														
18														
19														
20														
21														
22														
23														
24														
25														
26														
27														
28														
29														
30														
31														
MEAN	200 07.0	230 07.0	200 06.0	250 05.0	200 05.0	190 03.0	200 03.0	170 01.0	190 02.0	230 01.0	000 00.0	212 02.7		
MX SPD	200 07.0	230 07.0	200 06.0	250 05.0	200 05.0	190 03.0	200 03.0	170 01.0	190 02.0	230 01.0	000 00.0		190 07.0	
MN SPD	200 07.0	230 07.0	200 06.0	250 05.0	200 05.0	190 03.0	200 03.0	170 01.0	190 02.0	230 01.0	000 00.0			000 00.0

POSSIBLE NUMBER OF OBSERVATIONS = 25 TOTAL NUMBER OF OBSERVATIONS = 25 DATA RECOVERY RATE = 100%

MONTHLY MEAN = 212 02.7 MAXIMUM WIND SPEED WAS 7MPH AT 190DEGREES ON 10/ 7 AT 1200

DAILY MEANS REQUIRE 75% VALID DATA
MISSING DATA DENOTED BY BLANKS

DDD = Direction from which the wind is blowing, in degrees
VV.V = Wind Speed in MPH

TABLE 6

Landfill Gas Sampling Results

Table 6

AtmAA Inc
5107 Douglas Fir Rd., Calabasas, CA 91302 • (818) 223-3277
specialized air assessment laboratory
atmaa.com

LABORATORY ANALYSIS REPORT

SCAQMD Rule 1150.1 Components Analysis in Landfill Gas Tedlar Bag Sample

Report Date:	January 8, 2026
Client:	Waste Connections
Project Location:	Chiquita Canyon Landfill
Project No.:	1150.1
Date Received:	December 18, 2025
Date Analyzed:	December 18, 2025
AtmAA Lab No.:	23525-29
Sample I.D.:	Inlet

Components	Raw Gas
	(Concentration in %,v)
Nitrogen	29.66
Oxygen	6.68
Methane	28.62
Carbon dioxide	34.74
	(Concentration in ppmv)
Ethane	42.45
TGNMO	17050
Hydrogen sulfide	6.31
	(Concentration in ppbv)
Benzene	48900
Benzyl chloride	<1800
Chlorobenzene	<1650
Dichlorobenzenes*	<2600
1,1-dichloroethane	<1900
1,2-dichloroethane	<1900
1,1-dichloroethylene	<1900
Dichloromethane	<4350
1,2-dibromoethane	<1000
Perchloroethylene	<1150
Carbon tetrachloride	<2400
Toluene	6160
1,1,1-trichloroethane	<1200
Trichloroethene	<1400
Chloroform	<1600
Vinyl chloride	<1500
m+p-xylenes	3050
o-xylene	<1800

Permanent gases were measured by thermal conductivity detection/gas chromatography (TCD/GC), ASTM D1946. The accuracy of permanent gas analysis by TCD/GC is +/- 2%. Actual results are reported. The reported oxygen concentration includes any argon present in the sample. Calibration is based on a standard atmosphere containing 20.95% oxygen and 0.93% argon. Results are reported on a "wet" basis. Ethane and total gaseous non-methane organics (TGNMO) were measured by flame ionization detection/ total combustion analysis (FID/TCA) Method 25. Concentrations are reported as ppmvC. Toxic air contaminants (TAC) compounds were analyzed by GC/MS, EPA TO-15. Hydrogen sulfide was analyzed by SCD/GC, SCAQMD 307.91.
** total amount containing meta, para, and ortho isomers*

Brian W. Fung
Laboratory Director

Table 6

AtmAA Inc
5107 Douglas Fir Rd., Calabasas, CA 91302 • (818) 223-3277
specialized air assessment laboratory
atmaa.com

LABORATORY ANALYSIS REPORT

Hydrogen Sulfide and Reduced Sulfur Compounds
Analysis in Landfill Gas Tedlar Bag Sample by Method SCAQMD 307.91

Report Date: January 8, 2026
Client: Waste Connections
Project Location: Chiquita Canyon Landfill
Project No.: 1150.1
Date Received: December 18, 2025
Date Analyzed: December 18, 2025

ANALYSIS DESCRIPTION

Total sulfur analysis measured by gas chromatography with sulfur chemiluminescence detector (SCD), SCAQMD 307.91.

	AtmAA Lab No.:	23525-29
	Sample I.D.:	Inlet Raw Gas
Components		*(Concentration in ppmv)*
Hydrogen sulfide		6.31
Carbonyl sulfide		0.77
Methyl mercaptan		11.5
Ethyl mercaptan		<0.60
Dimethyl sulfide		197
Carbon disulfide		<0.60
isopropyl mercaptan		<0.60
t-butyl mercaptan		<0.60
n-propyl mercaptan		2.21
s-Butyl mercaptan		2.55
i-Butyl mercaptan		<0.60
Dimethyl disulfide		12.0
Tetrahydrothiophene		1.48
Unidentified sulfurs		20.2
		(Concentration in ppmv, as H_2S)
Total Sulfur		265.4

Brian W. Fung
Laboratory Director

Table 6

QUALITY ASSURANCE SUMMARY
(Repeat Analyses)

Project Location: Chiquita Canyon Landfill
Date Received: December 18, 2025
Date Analyzed: December 18, 2025

Components	Sample ID	Repeat Analysis Run #1	Repeat Analysis Run #2	Mean Conc.	% RPD
		(Concentration in %,v)			
Nitrogen	Raw Gas	29.67	29.65	29.66	0.07
Oxygen	Raw Gas	6.68	6.67	6.68	0.15
Methane	Raw Gas	28.63	28.60	28.62	0.10
Carbon dioxide	Raw Gas	34.74	34.73	34.74	0.03
		(Concentration in ppmv)			
Ethane	Raw Gas	41.9	43.0	42.5	2.6
TGNMO	Raw Gas	17000	17100	17050	0.59
		(Concentration in ppbv)			
Benzene	Raw Gas	44600	53200	48900	18
Benzyl chloride	Raw Gas	<1800	<1800	—	—
Chlorobenzene	Raw Gas	<1650	<1650	—	—
Dichlorobenzenes	Raw Gas	<2600	<2600	—	—
1,1-dichloroethane	Raw Gas	<1900	<1900	—	—
1,2-dichloroethane	Raw Gas	<1900	<1900	—	—
1,1-dichloroethylene	Raw Gas	<1900	<1900	—	—
Dichloromethane	Raw Gas	<4350	<4350	—	—
1,2-dibromoethane	Raw Gas	<1000	<1000	—	—
Perchloroethylene	Raw Gas	<1150	<1150	—	—
Carbon tetrachloride	Raw Gas	<2400	<2400	—	—
Toluene	Raw Gas	5680	6640	6160	16
1,1,1-trichloroethane	Raw Gas	<1200	<1200	—	—
Trichloroethene	Raw Gas	<1400	<1400	—	—

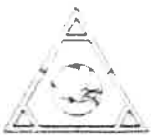

Table 6

QUALITY ASSURANCE SUMMARY
(Repeat Analyses)
(continued)

Components	Sample ID	Repeat Analysis Run #1	Repeat Analysis Run #2	Mean Conc.	% RPD
		(Concentration in ppbv)			
Chloroform	Raw Gas	<1600	<1600	---	---
Vinyl chloride	Raw Gas	<1500	<1500	---	---
m+p-xylenes	Raw Gas	2710	3390	3050	22
o-xylene	Raw Gas	<1800	<1800	---	---
		(Concentration in ppmv)			
Sulfur Components					
Hydrogen sulfide	Raw Gas	6.46	6.15	6.31	4.9
Carbonyl sulfide	Raw Gas	0.84	0.69	0.77	20
Methyl mercaptan	Raw Gas	11.8	11.1	11.5	6.1
Ethyl mercaptan	Raw Gas	<0.60	<0.60	—	—
Dimethyl sulfide	Raw Gas	203	190	197	6.6
Carbon disulfide	Raw Gas	<0.60	<0.60	---	---
isopropyl mercaptan	Raw Gas	<0.60	<0.60	—	---
t-butyl mercaptan	Raw Gas	<0.60	<0.60	—	---
n-propyl mercaptan	Raw Gas	2.37	2.05	2.21	14
s-Butyl mercaptan	Raw Gas	2.63	2.47	2.55	6.3
i-Butyl mercaptan	Raw Gas	<0.60	<0.60	—	—
Dimethyl disulfide	Raw Gas	12.5	11.5	12.0	8.3
Tetrahydrothiophene	Raw Gas	1.57	1.39	1.48	12
Unidentified sulfurs	Raw Gas	21.1	19.2	20.2	9.4

One Tedlar bag sample, laboratory number 23525-29, was analyzed for SCAQMD Rule 1150.1 components, permanent gases, total gaseous non-methane organics (TGNMO), and total sulfur compounds. Agreement between repeat analyses is a measure of precision and is shown above in the column "% RPD". The average % RPD from mean for 18 repeat measurements from one Tedlar bag sample is 8.2%.



Table 6

CHAIN OF CUSTODY RECORD

Client/Project Name	Project Location
Waste Connections / Chiquita Canyon	Valencia

Project No.	Field Logbook No.
1150.1	

Sampler: (Print)	(Signature)	No. Of Containers
Robert Johns	[signature]	1

ANALYSES

Sample No./ Identification	Date	Time	Lab Sample Number	Type of Sample	Total Sulfur	Permanent Gases	1150.1 Low Gas	TAN/HC		Remarks
Inlet	12-18-25	1045-1055	23525-29	Raw Gas	X	X	X	X		

Relinquished by: (Signature)	Date	Time	Received by: (Signature)	Date	Time
[signature]	12-18-25	1200			
Relinquished by: (Signature)	**Date**	**Time**	**Received by: (Signature)**	**Date**	**Time**
Relinquished by: (Signature)	**Date**	**Time**	**Received for Laboratory: (Signature)**	**Date**	**Time**
			[signature]	12/18/25	12:00
Sample Disposal Method:	**Disposed of by: (Signature)**			**Date**	**Time**

Sample Collector

RES Environmental Inc.
865 Via Lata • Colton, California 92324
(909) 422-1001 Fax (909) 422-0707

Analytical Laboratory

ATMAA

TABLE 7

Perimeter Probe Monitoring

Table 7

Chiquita Canyon Landfill Rule 1150.1 4th Quarter Monitoring Report
October 2025 Perimeter Probe Monitoring Data Sheet (10-22-25)

Probe Number		Time	Date	CH4%(% Vol.)	CO2%	O2%	Bal.%	Evac. Pumps	Pressure (+/- in w.c.)	Comments
Perimeter Probe Monitoring										
GP-A	10	0951	10/22/25	0.0	0.1	19.6	80.4	6	-.50	
	51	0954	10/22/25	0.0	0.1	20.1	79.8	19	-2.11	
	102	0956	10/22/25	0.0	0.0	20.3	79.7	39	-.01	
	151.5	0958	10/22/25	0.0	0.0	20.3	79.6	95	-.41	
GP-1R	26	1121	10/22/25	0.0	5.0	14.3	80.7	16	+.31	
	38	1123	10/22/25	0.0	3.5	17.2	79.4	26	-.05	
	47	1125	10/22/25	0.0	0.1	19.4	80.5	18	+.10	
GP-2	15.5	0818	10/22/25	0.0	2.6	17.5	79.9	16	-.09	
	44.5	0820	10/22/25	0.0	0.1	19.1	80.8	18	-.09	
	53	0822	10/22/25	0.0	0.1	19.4	80.6	19	-.09	
GP-5	10	1106	10/22/25	0.0	1.0	19.0	80.0	6	-.06	
	45	1108	10/22/25	0.0	0.1	19.7	80.3	18	-.07	
	93	1110	10/22/25	0.0	0.6	19.0	80.4	64	-.07	
GP-6	10	1058	10/22/25	0.0	0.3	19.5	80.1	6	-.06	
	30	1100	10/22/25	0.0	0.7	19.3	80.0	20	-.07	
	60	1102	10/22/25	0.0	0.1	19.7	80.2	41	-.10	
GP-7	10	1048	10/22/25	0.0	0.3	19.6	80.2	6	+.01	
	30	1051	10/22/25	0.0	0.1	19.7	80.2	20	-.10	
	60	1053	10/22/25	0.0	0.1	19.7	80.2	41	+.05	
GP-8	10	1036	10/22/25	0.0	0.4	19.7	79.9	6	-.09	
	60	1038	10/22/25	0.0	0.1	19.7	80.2	41	-.12	
	120	1040	10/22/25	0.0	0.4	19.5	80.0	75	-.63	
GP-9	25	1022	10/22/25	0.0	0.0	19.9	80.0	16	-.07	
	55	1025	10/22/25	0.0	0.1	20.0	80.0	20	-.06	
	83	1027	10/22/25	0.0	0.1	20.0	80.0	51	-.31	
GP-10	22	1007	10/22/25	0.0	3.8	17.8	78.4	17	-.08	
	37	1006	10/22/25	0.0	4.6	14.6	80.9	26	-.88	
	63	1008	10/22/25	0.0	0.1	19.8	80.2	42	-.69	
	87	1010	10/22/25	0.0	0.0	20.0	79.9	59	-.75	
GP-11	10	0938	10/22/25	0.0	0.3	20.1	79.6	6	-.55	
	70	0940	10/22/25	0.0	4.0	16.9	79.2	49	-1.28	
	141	0942	10/22/25	0.0	0.1	20.1	79.8	102	-1.37	
	208	0944	10/22/25	0.0	0.8	16.4	82.9	137	-1.37	
GP-12	12	0921	10/22/25	0.0	0.1	19.0	80.9	4	-.10	
	38	0924	10/22/25	0.0	0.1	19.6	80.4	26	-.05	
	74	0926	10/22/25	0.0	0.1	19.8	80.1	50	-.03	
	110	0930	10/22/25	0.0	0.1	19.5	80.3	75	-.07	
	224	0932	10/22/25	0.0	0.1	19.9	80.0	171	-.05	

Table 7

GP-13	10	0858	10/22/25	0.0	0.7	18.5	80.8	6	.0	
	29	0900	10/22/25	0.0	5.1	16.4	78.4	19	-.17	
	58	0905	10/22/25	11.2	12.8	1.8	74.2	39	-.87	
	87	0910	10/22/25	8.6	10.4	1.7	79.2	59	-1.17	
	173	0915	10/22/25	0.0	0.3	17.9	81.7	109	-.96	
GP-14	10	0830	10/22/25	0.0	0.1	19.7	80.2	6	-.14	
	23	0832	10/22/25	0.0	0.1	19.7	80.2	15	-.19	
	44	0834	10/22/25	0.0	1.8	18.2	80.0	30	-.23	
	67	0836	10/22/25	0.0	3.5	14.2	82.3	46	-.66	
	134	0839	10/22/25	0.0	7.6	8.4	84.0	92	-2.10	

Table 7

Chiquita Canyon Landfill Rule 1150.1 4th Quarter Monitoring Report
October 2025 Perimeter Probe Monitoring Data Sheet (10-22-25)

Probe Number		Time	Date	CH4%(% Vol.)	CO2%	O2%	Bal.%	Evac. Pumps	Pressure (+/- in w.c.)	Comments
Perimeter Probe Monitoring (1st 10 Day Recheck)										
GP-13	10							6		
	29							19		
	58	0934	10/31/25	2.2	14.1	1.9	81.8	39	-1.01	
	87	0938	10/31/25	5.2	10.1	1.3	83.4	59	-1.28	
	173							109		
GP-14	10							6		
	23							15		
	44							30		
	67							46		
	134							92		

Table 7

Chiquita Canyon Landfill Rule 1150.1 4th Quarter Monitoring Report
October 2025 Perimeter Probe Monitoring Data Sheet (10-22-25)

Probe Number		Time	Date	CH4%(% Vol.)	CO2%	O2%	Bal.%	Evac. Pumps	Pressure (+/- in w.c.)	Comments
Perimeter Probe Monitoring (2nd 10 Day Recheck)										
GP-13	10							6		
	29							19		
	58							39		
	87	0832	11/10/25	5.6	9.8	1.0	83.6	59	-.78	
	173							109		
GP-14	10							6		
	23							15		
	44							30		
	67							46		
	134							92		

Table 7

Chiquita Canyon Landfill Rule 1150.1 4th Quarter Monitoring Report
November 2025 Perimeter Probe Monitoring Data Sheet (11-11-25)

Probe Number		Time	Date	CH4%(% Vol.)	CO2%	O2%	Bal.%	Evac. Pumps	Pressure (+/- in w.c.)	Comments
Perimeter Probe Monitoring										
GP-A	10	0853	11/11/25	0.0	0.1	20.6	79.3	6	-.90	
	51	0855	11/11/25	0.0	0.1	20.8	79.1	19	-3.56	
	102	0859	11/11/25	0.0	0.0	20.8	79.2	39	-.06	
	151.5	0902	11/11/25	0.0	0.0	20.1	79.9	95	.63	
GP-1R	26	1030	11/11/25	0.0	0.1	11.5	88.4	16	-.01	
	38	1032	11/11/25	0.0	0.1	16.6	83.3	26	-.02	
	47	1034	11/11/25	0.0	0.1	15.2	84.7	18	-.04	
GP-2	15.5	0710	11/11/25	0.0	0.9	17.9	81.2	16	-.07	
	44.5	0712	11/11/25	0.0	0.1	18.8	81.2	18	-.07	
	53	0714	11/11/25	0.0	1.1	18.0	80.9	19	-.03	
GP-5	10	1011	11/11/25	0.0	1.0	19.4	79.6	6	-.09	
	45	1013	11/11/25	0.0	0.1	19.7	80.2	18	+.02	
	93	1015	11/11/25	0.0	7.9	11.8	80.2	64	+.03	
GP-6	10	1003	11/11/25	0.0	0.4	18.8	80.9	6	-.05	
	30	1005	11/11/25	0.0	0.7	18.6	80.7	20	-.06	
	60	1007	11/11/25	0.0	0.3	18.9	80.8	41	+.07	
GP-7	10	0955	11/11/25	0.0	0.3	18.1	81.6	6	-.04	
	30	0957	11/11/25	0.0	1.5	17.5	81.1	20	+.05	
	60	0954	11/11/25	0.0	2.0	16.3	81.7	41	-.07	
GP-8	10	0944	11/11/25	0.0	0.3	18.8	80.9	6	-.03	
	60	0946	11/11/25	0.0	0.4	18.2	81.4	41	.05	
	120	0948	11/11/25	0.0	0.2	18.5	81.3	75	-.19	
GP-9	25	0935	11/11/25	0.0	0.2	18.7	81.1	16	-.04	
	55	0937	11/11/25	0.0	0.2	17.0	82.9	20	-.04	
	83	0939	11/11/25	0.0	0.0	18.6	81.4	51	-.10	
GP-10	22	0910	11/11/25	0.0	2.3	16.1	81.6	17	-.07	
	37	0912	11/11/25	0.0	0.7	16.1	83.2	26	-.39	
	63	0914	11/11/25	0.0	0.0	17.3	82.7	42	-.47	
	87	0916	11/11/25	0.0	0.0	16.8	83.2	59	-.45	
GP-11	10	0838	11/11/25	0.0	0.2	20.8	78.9	6	-.83	
	70	0840	11/11/25	0.0	1.6	19.6	78.8	49	-1.88	
	141	0842	11/11/25	0.0	0.1	20.8	79.2	102	-1.55	
	208	0844	11/11/25	0.1	4.1	11.7	84.1	137	-1.90	
GP-12	12	0824	11/11/25	0.0	0.1	18.2	81.7	4	-.08	
	38	0826	11/11/25	0.0	0.0	20.9	79.0	26	+.12	
	74	0828	11/11/25	0.0	0.0	20.5	79.4	50	-.01	
	110	0830	11/11/25	0.0	0.0	20.5	79.4	75	-.04	
	224	0832	11/11/25	0.0	0.0	21.0	78.9	171	-.07	
GP-13	10	0802	11/11/25	0.0	0.2	21.2	78.6	6	-.05	

Table 7

	29	0804	11/11/25	0.0	1.9	19.6	78.6	19	-.21	
	58	0810	11/11/25	0.9	12.4	1.9	84.8	39	-.84	
	87	0814	11/11/25	4.9	9.8	1.9	83.4	59	-1.4	
	173	0817	11/11/25	0.0	0.5	19.0	80.5	109	-.74	
GP-14	10	0711	11/11/25	0.0	0.1	19.6	80.3	6	-.15	
	23	0723	11/11/25	0.0	0.1	19.7	80.2	15	-.28	
	44	0725	11/11/25	0.0	1.8	18.2	80.0	30	-.08	
	67	0727	11/11/25	0.0	2.6	16.5	80.9	46	-.54	
	134	0730	11/11/25	0.0	9.7	5.8	84.4	92	-3.25	

Table 7

Chiquita Canyon Landfill (Title 27) 4th Quarter Monitoring Report
November 2025 Perimeter Probe Monitoring Data Sheet (11-11-25/11-12-25)

Probe Number		Time	Date	CH4%(% Vol.)	CO2%	O2%	Bal.%	Evac. Pumps	Pressure (+/- in w.c.)	Comments
Perimeter Probe Monitoring (Title 27)										
GP-A	10	0853	11/11/25	0.0	0.1	20.6	79.3	6	-.90	
	51	0855	11/11/25	0.0	0.1	20.8	79.1	19	-3.56	
	102	0859	11/11/25	0.0	0.0	20.8	79.2	39	-.06	
	151.5	0902	11/11/25	0.0	0.0	20.1	79.9	95	-.63	
GP-2	15.5	0710	11/11/25	0.0	0.9	17.9	81.2	16	-.07	
	44.5	0712	11/11/25	0.0	0.1	18.8	81.2	18	-.04	
	53	0714	11/11/25	0.0	1.1	18.0	80.9	19	-.03	
GP-8	10	0944	11/11/25	0.0	0.3	18.8	80.9	6	-.03	
	60	0946	11/11/25	0.0	0.4	18.2	81.4	41	-.05	
	120	0948	11/11/25	0.0	0.2	18.5	81.3	75	-.19	
GP-9	25	0935	11/11/25	0.0	0.2	18.7	81.1	16	-.04	
	55	0937	11/11/25	0.0	0.2	17.0	82.9	20	-.04	
	83	0939	11/11/25	0.0	0.0	18.6	81.4	51	-.10	
GP-10	22	0910	11/11/25	0.0	2.3	16.1	81.6	17	-.07	
	37	0912	11/11/25	0.0	0.7	16.1	83.2	26	-.39	
	63	0914	11/11/25	0.0	0.0	17.3	82.7	42	-.47	
	87	0916	11/11/25	0.0	0.0	16.8	83.2	59	-.45	
GP-11	10	0838	11/11/25	0.0	0.2	20.8	78.9	6	-.83	
	70	0840	11/11/25	0.0	1.6	19.6	78.8	49	-1.88	
	141	0842	11/11/25	0.0	0.1	20.8	79.2	102	-1.55	
	208	0844	11/11/25	0.1	4.1	11.7	84.1	137	-1.90	
GP-12	12	0824	11/11/25	0.0	0.1	18.2	81.7	4	-.08	
	38	0826	11/11/25	0.0	0.0	20.9	79.0	20	-.12	
	74	0828	11/11/25	0.0	0.0	20.5	79.4	50	-.01	
	110	0830	11/11/25	0.0	0.0	20.5	79.4	75	-.04	
	224	0832	11/11/25	0.0	0.0	21.0	78.9	171	-.07	
GP-13	10	0802	11/11/25	0.0	0.2	21.2	78.6	9	-.05	
	29	0804	11/11/25	0.0	1.9	19.6	78.6	19	-.21	
	58	0810	11/11/25	0.9	12.4	1.9	84.8	39	-.84	
	87	0814	11/11/25	4.9	9.8	1.9	83.4	59	-1.21	
	173	0817	11/11/25	0.0	0.5	19.0	80.5	109	-.74	
GP-14	10	0721	11/11/25	0.0	0.1	19.6	80.3	6	-.15	
	23	0723	11/11/25	0.0	0.1	19.7	80.2	15	-.28	
	44	0725	11/11/25	0.0	1.8	18.2	80.0	30	-.08	
	67	0727	11/11/25	0.0	2.6	16.5	80.9	46	-.54	
	134	0730	11/11/25	0.0	9.7	5.8	84.4	92	-3.25	
GP-15	10	0736	11/12/25	0.0	2.8	17.8	79.5	6	-.30	
	40	0744	11/12/25	8.3	27.7	10.5	53.6	19	-.53	

Table 7

	60	0748	11/12/25	18.8	39.9	3.6	37.7	39	-2.86	
	90	0751	11/12/25	0.0	0.4	19.8	79.7	59	-.36	
	115	0754	11/12/25	0.0	0.2	20.4	79.4	109	-1.41	
GP-16	10	0922	11/12/25	0.0	0.9	6.8	92.4	4	-.06	
	85	0924	11/12/25	0.0	2.0	6.4	91.6	26	-.16	
	154	0926	11/12/25	0.0	0.1	6.3	93.6	50	-.35	
	210	0928	11/12/25	0.0	0.1	6.6	93.3	75	-.17	
	255	0930	11/12/25	0.0	0.1	6.7	93.2	171	-.20	
GP-17	10	0907	11/12/25	0.0	0.5	7.3	92.2	4	-.02	
	55	0910	11/12/25	0.0	0.5	7.0	92.5	26	-.28	
	105	0912	11/12/25	0.0	0.4	6.8	92.8	50	-.26	
	149	0914	11/12/25	0.0	0.1	6.8	93.1	75	-.44	
	235	0916	11/12/25	0.0	0.1	7.2	92.7	121	-.28	
GP-18	10	0852	11/12/25	0.0	0.3	7.1	92.7	6	-.08	
	38	0854	11/12/25	0.0	0.1	7.1	92.8	9	-.14	
	58	0856	11/12/25	0.0	0.8	7.1	92.2	39	-.42	
	86	0858	11/12/25	0.0	0.2	7.2	92.7	59	-.31	
	115	0900	11/12/25	0.0	0.2	6.8	93.0	109	-.69	
GP-19	10	1017	11/11/25	0.0	1.7	17.7	80.6	6	-.01	
	84	1019	11/11/25	0.0	11.2	8.4	80.5	41	+.13	
	116	1021	11/11/25	0.0	7.6	8.9	83.5	73	+.20	
GP-20	60	1044	11/11/25	0.0	13.7	3.4	82.9	6	-.03	
	105	1046	11/11/25	0.0	13.9	2.2	84.0	41	-.05	
	173	1048	11/11/25	0.0	12.2	2.4	85.4	73	-.01	
GP-21	10	1034	11/12/25	0.0	0.1	4.5	95.4	6	-.08	
	90	1037	11/12/25	0.0	1.4	3.9	94.6	46	-.55	
	232	1039	11/12/25	0.0	0.1	4.6	95.4	170	-.11	
GP-22	50	1019	11/12/25	0.0	0.6	4.1	95.2	6	+.01	
	155	1021	11/12/25	0.0	0.2	4.2	95.6	60	-.55	
	305	1023	11/12/25	0.0	0.1	4.6	95.3	200	-.44	
GP-23	35	1008	11/12/25	0.0	1.7	4.0	94.3	6	-.05	
	77	1010	11/12/25	0.0	5.4	3.4	91.2	50	-.28	
	132	1012	11/12/25	0.0	2.1	3.7	94.1	71	-.37	
GP-24	12	0959	11/12/25	0.0	0.9	7.3	91.8	6	+.19	
	40	1001	11/12/25	0.0	4.1	6.8	89.1	19	-.08	
	70	1003	11/12/25	0.0	0.1	7.6	92.3	47	-.04	
GP-25	14	0948	11/12/25	0.0	0.6	6.8	92.5	6	-.08	
	50	0950	11/12/25	0.0	0.6	6.8	92.6	39	-.36	
	80	0952	11/12/25	0.0	0.1	7.2	92.7	52	-.04	

Table 7

Chiquita Canyon Landfill (Title 27) 4th Quarter Monitoring Report
Novemeber 2025 Perimeter Probe Monitoring Data Sheet (11-11-25/11-12-25)

Probe Number		Time	Date	CH4%(% Vol.)	CO2%	O2%	Bal.%	Evac. Pumps	Pressure (+/- in w.c.)	Comments
Perimeter Probe Monitoring (Title 27) (1st 10 Day Recheck)										
GP-15	10							6		
	40	1048	11/21/25	8.4	27.5	10.9	53.2	19	-.40	
	60	1051	11/21/25	19.2	42.4	4.1	34.3	39	-2.35	
	90							59		
	115							109		
GP-16	10							4		
	85							26		
	154							50		
	210							75		
	255							171		

Table 7

Chiquita Canyon Landfill (Title 27) 4th Quarter Monitoring Report
November 2025 Perimeter Probe Monitoring Data Sheet (11-11-25)

Probe Number		Time	Date	CH4%(% Vol.)	CO2%	O2%	Bal.%	Evac. Pumps	Pressure (+/- in w.c.)	Comments
Perimeter Probe Monitoring (Title 27) (2nd 10 Day Recheck)										
GP-15	10							6		
	40	0958	12/1/25	8.9	27.5	11.3	52.3	19	-.36	
	60	1001	12/1/25	20.0	45.6	5.5	28.9	39	-2.13	
	90							59		
	115							109		
GP-16	10							4		
	85							26		
	154							50		
	210							75		
	255							171		

Table 7

Chiquita Canyon Landfill Rule 1150.1 4th Quarter Monitoring Report
December 2025 Perimeter Probe Monitoring Data Sheet (12-22-25)

Probe Number		Time	Date	CH4%(% Vol.)	CO2%	O2%	Bal.%	Evac. Pumps	Pressure (+/- in w.c.)	Comments
Perimeter Probe Monitoring										
GP-A	10	1102	12/22/25	0.0	0.0	20.8	79.1	6	-3.13	
	51	1104	12/22/25	0.0	0.0	21.0	78.9	19	-3.69	
	102	1106	12/22/25	0.0	0.0	21.1	78.9	39	-.08	
	151.5	1108	12/22/25	0.0	0.0	21.3	78.7	95	-.62	
GP-1R	26	1213	12/22/25	0.0	0.1	20.3	79.6	16	-.04	
	38	1215	12/22/25	0.0	0.1	20.4	79.5	26	-.02	
	47	1217	12/22/25	0.0	0.1	20.5	79.4	18	-.03	
GP-2	15.5	0928	12/22/25	0.0	0.1	20.9	79.0	16	-.69	
	44.5	0930	12/22/25	0.0	0.1	20.9	79.0	18	+.03	
	53	0932	12/22/25	0.0	3.2	17.1	79.8	19	+.12	
GP-5	10	1202	12/22/25	0.0	4.4	16.3	17.2	6	-.05	
	45	1204	12/22/25	0.0	8.9	10.5	80.7	18	+.07	
	93	1206	12/22/25	0.0	6.0	10.4	83.5	64	-.02	
GP-6	10	1154	12/22/25	0.0	0.5	20.3	79.2	6	-.02	
	30	1156	12/22/25	0.0	0.7	19.7	79.6	20	+.01	
	60	1158	12/22/25	0.0	0.2	20.5	79.3	41	+.32	
GP-7	10	1147	12/22/25	0.0	0.3	19.2	80.4	6	-.02	
	30	1149	12/22/25	0.0	0.7	20.2	79.1	20	-.01	
	60	1151	12/22/25	0.0	0.1	20.8	79.2	41	+.33	
GP-8	10	1137	12/22/25	0.0	0.4	19.7	79.9	6	-.03	
	60	1139	12/22/25	0.0	0.3	19.9	79.7	41	+.29	
	120	1141	12/22/25	0.0	0.5	19.8	79.7	75	+.62	
GP-9	25	1129	12/22/25	0.0	2.2	18.9	78.9	16	+.65	
	55	1131	12/22/25	0.0	7.9	12.9	79.2	20	+.66	
	83	1133	12/22/25	0.0	2.5	17.5	80.0	51	.0	
GP-10	22	1113	12/22/25	0.0	2.3	19.4	78.2	17	+.12	
	37	1115	12/22/25	0.0	0.5	19.0	80.5	26	+.16	
	63	1117	12/22/25	0.0	0.0	21.1	78.8	42	+.03	
	87	1119	12/22/25	0.0	0.0	21.1	78.8	59	+.16	
GP-11	10	1050	12/22/25	0.0	0.2	20.8	79.1	6	-.69	
	70	1052	12/22/25	0.0	1.3	20.5	78.2	49	-1.53	
	141	1054	12/22/25	0.0	0.0	20.4	79.5	102	-.83	
	208	1056	12/22/25	0.0	0.5	17.8	81.7	137	-1.08	
GP-12	12	1024	12/22/25	0.0	0.1	21.6	78.4	4	-.13	
	38	1026	12/22/25	0.0	0.1	21.0	79.0	26	-.07	
	74	1028	12/22/25	0.0	0.1	21.3	78.7	50	-.06	
	110	1030	12/22/25	0.0	0.1	21.3	78.6	75	-.07	
	224	1032	12/22/25	0.0	0.0	21.3	78.6	171	-.07	

Table 7

GP-13	10	1010	12/22/25	0.0	0.1	20.8	79.0	6	-.12	
	29	1012	12/22/25	0.0	1.0	20.7	78.3	19	-.20	
	58	1014	12/22/25	4.4	8.6	12.2	74.8	39	-.20	
	87	1016	12/22/25	3.1	9.3	2.9	84.7	59	-.72	
	173	1018	12/22/25	0.0	0.3	20.0	79.8	109	-.22	
GP-14	10	0939	12/22/25	0.0	0.1	19.8	80.1	6	-.14	
	23	0941	12/22/25	0.0	0.1	20.9	79.0	15	-.31	
	44	0943	12/22/25	0.0	1.7	18.8	79.4	30	-.33	
	67	0945	12/22/25	0.0	3.1	13.5	83.4	46	-.65	
	134	0947	12/22/25	0.0	5.0	15.0	80.1	92	-3.97	

TABLE 8

Probe Analysis

Table 8

AtmAA Inc.
5107 Douglas Fir Rd., Calabasas, CA 91302 • (818) 223-3277
specialized air assessment laboratory
atmaa.com

LABORATORY ANALYSIS REPORT

SCAQMD Rule 1150.1 Components Analysis in Probe Tedlar Bag Sample

Report Date: November 6, 2025
Client: Waste Connections
Project Location: Chiquita Canyon Landfill
Project No.: 1150.1
Date Received: October 23, 2025
Date Analyzed: October 23-24, 2025

AtmAA Lab No.:	22965-1	22965-2
Sample I.D.:	Probe GP-13/58'	Probe GP-13/87'
Components	*(Concentration in ppmv)*	
Methane	113100	87400
Carbon dioxide	122250	98400
Ethane	16.3	10.1
TGNMO	159	254
	(Concentration in ppbv)	
Hydrogen sulfide	10750	<80
Benzene	14.9	8.61
Benzyl chloride	<1.30	<1.30
Chlorobenzene	<1.30	<1.30
Dichlorobenzenes*	<1.80	<1.80
1,1-dichloroethane	<1.30	<1.30
1,2-dichloroethane	<1.30	<1.30
1,1-dichloroethylene	<1.30	<1.30
Dichloromethane	<2.90	<2.90
1,2-dibromoethane	<0.80	<0.80
Perchloroethylene	2.15	1.01
Carbon tetrachloride	<1.60	<1.60
Toluene	3.54	2.98
1,1,1-trichloroethane	<1.00	<1.00
Trichloroethene	1.28	<1.00
Chloroform	<1.00	<1.00
Vinyl chloride	<1.00	<1.00
m+p-xylenes	2.89	<1.20
o-xylene	1.36	<1.20

Methane was analyzed by thermal conductivity detection/gas chromatography (TCD/GC), ASTM D1946.
Ethane and total gaseous non-methane organics (TGNMO) were measured by flame ionization detection/ total combustion analysis (FID/TCA) Method 25. Concentrations are reported as ppmvC.
Toxic air contaminants (TAC) compounds were analyzed by GC/MS, EPA TO-15.
Hydrogen sulfide was analyzed by SCD/GC, SCAQMD 307.91.
** total amount containing meta, para, and ortho isomers*

Brian W. Fung
Laboratory Director

Table 8

QUALITY ASSURANCE SUMMARY
(Repeat Analyses)

Project Location: Chiquita Canyon Landfill
Date Received: October 23, 2025
Date Analyzed: October 23-24, 2025

Components	Sample ID	Repeat Analysis Run #1	Repeat Analysis Run #2	Mean Conc.	% RPD
		(Concentration in ppmv)			
Methane	GP-13/58'	112800	113400	113100	0.53
Ethane	GP-13/58'	16.4	16.2	16.3	0.08
TGNMO	GP-13/58'	157	160	159	1.9
		(Concentration in ppbv)			
Hydrogen sulfide	GP-13/58'	11300	10200	10750	10
Benzene	GP-13/58'	14.6	15.2	14.9	4.0
Benzyl chloride	GP-13/58'	<1 30	<1.30	—	—
Chlorobenzene	GP-13/58'	<1.30	<1.30	—	—
Dichlorobenzenes	GP-13/58'	<1.80	<1.80	—	—
1,1-dichloroethane	GP-13/58'	<1.30	<1.30	—	—
1,2-dichloroethane	GP-13/58'	<1.30	<1.30	—	—
1,1-dichloroethylene	GP-13/58'	<1.30	<1.30	—	—
Dichloromethane	GP-13/58'	<2.90	<2.90	—	—
1,2-dibromoethane	GP-13/58'	<0.80	<0.80	—	—
Perchloroethylene	GP-13/58'	2.08	2.22	2.15	6.5
Carbon tetrachloride	GP-13/58'	<1.60	<1.60	—	—
Toluene	GP-13/58'	3.38	3.69	3.54	8.8
1,1,1-trichloroethane	GP-13/58'	<1.00	<1.00	—	—
Trichloroethene	GP-13/58'	1.26	1.30	1.28	3.1
Chloroform	GP-13/58'	<1.00	<1.00	—	—
Vinyl chloride	GP-13/58'	<1.00	<1.00	—	—
m+p-xylenes	GP-13/58'	2.76	3.02	2.89	9.0
o-xylene	GP-13/58'	1.32	1.39	1.36	5.2

Two Tedlar bag samples, laboratory numbers 22965-(1-2), were analyzed for SCAQMD Rule 1150.1 components, methane, and total gaseous non-methane organics (TGNMO). Agreement between repeat analyses is a measure of precision and is shown above in the column "% RPD". The average % RPD from mean for 10 repeat measurements from 2 Tedlar bag samples is 4.9%.



Table 8

CHAIN OF CUSTODY RECORD

Client/Project Name: Waste Connections / Chiquita Canyon Landfill	**Project Location:** Valencia
Project No.: 1150.1	**Field Logbook No.:**
Sampler: (Print): Robert Johns	**(Signature):** [signature]
No. Of Containers: 2	

ANALYSES

Sample No./ Identification	Date	Time	Lab Sample Number	Type of Sample	1150.1 Toxic List	Methane	TMMHC			Remarks
GP-13/58'	10-22-25	0905-0915	22965-1	Probe	X	X	X			
GP-13/87'	10-22-25	0915-0925	-2	Probe	X	X	X			

Relinquished by: (Signature)	Date	Time	Received by: (Signature)	Date	Time
[signature]	10-23-25	0747			
Relinquished by: (Signature)	**Date**	**Time**	**Received by: (Signature)**	**Date**	**Time**
Relinquished by: (Signature)	**Date**	**Time**	**Received for Laboratory: (Signature)**	**Date**	**Time**
			[signature]	10/23/25	7:47
Sample Disposal Method:	**Disposed of by: (Signature)**			**Date**	**Time**

Sample Collector

RES Environmental Inc.
865 Via Lata • Colton, California 92324
(909) 422-1001 Fax (909) 422-0707

Analytical Laboratory

ATMAA

Table 8

AtmAA Inc
5107 Douglas Fir Rd., Calabasas, CA 91302 • (818) 223-3277
specialized air assessment laboratory
atmaa.com

LABORATORY ANALYSIS REPORT

SCAQMD Rule 1150.1 Components Analysis in Probe Tedlar Bag Sample

Report Date: December 1, 2025
Client: Waste Connections
Project Location: Chiquita Canyon Landfill
Project No.: 1150.1
Date Received: November 12, 2025
Date Analyzed: November 12, 2025

AtmAA Lab No.:	23165-24	23165-25
Sample I.D.:	Probe GP-15/40'	Probe GP-15/60'
Components	*(Concentration in ppmv)*	
Methane	82600	174600
Carbon dioxide	259850	371600
Ethane	48.4	172
TGNMO	638	2360
	(Concentration in ppbv)	
Hydrogen sulfide	<80	520
Benzene	455	1490
Benzyl chloride	<1.20	<20
Chlorobenzene	1.51	<20
Dichlorobenzenes*	6.33	<30
1,1-dichloroethane	<1.30	<20
1,2-dichloroethane	<1.30	<20
1,1-dichloroethylene	<1.30	<20
Dichloromethane	<2.90	<45
1,2-dibromoethane	<0.80	<15
Perchloroethylene	1.31	<15
Carbon tetrachloride	<1.60	<25
Toluene	50.8	250
1,1,1-trichloroethane	<1.00	<15
Trichloroethene	1.38	<15
Chloroform	<1.00	<15
Vinyl chloride	<1.00	<15
m+p-xylenes	17.5	96.8
o-xylene	4.23	22.0

Methane was analyzed by thermal conductivity detection/gas chromatography (TCD/GC), ASTM D1946.
Ethane and total gaseous non-methane organics (TGNMO) were measured by flame ionization detection/ total combustion analysis (FID/TCA) Method 25. Concentrations are reported as ppmvC.
Toxic air contaminants (TAC) compounds were analyzed by GC/MS, EPA TO-15.
Hydrogen sulfide was analyzed by SCD/GC, SCAQMD 307.91.
** total amount containing meta, para, and ortho isomers*

Brian W. Fung
Laboratory Director

Table 8

QUALITY ASSURANCE SUMMARY
(Repeat Analyses)

Project Location: Chiquita Canyon Landfill
Date Received: November 12, 2025
Date Analyzed: November 12, 2025

Components	Sample ID	Repeat Analysis Run #1	Repeat Analysis Run #2	Mean Conc.	% RPD
		(Concentration in ppmv)			
Methane	GP-15/40'	82600	82600	82600	0.00
Ethane	GP-15/40'	48.9	47.8	48.4	0.12
TGNMO	GP-15/40'	630	645	638	2.4
		(Concentration in ppbv)			
Hydrogen sulfide	GP-15/40'	<80	<80	---	---
Benzene	GP-15/40'	441	468	455	5.9
Benzyl chloride	GP-15/40'	<1.20	<1.20	---	---
Chlorobenzene	GP-15/40'	1.60	1.41	1.51	13
Dichlorobenzenes	GP-15/40'	6.54	6.11	6.33	6.8
1,1-dichloroethane	GP-15/40'	<1.30	<1.30	---	---
1,2-dichloroethane	GP-15/40'	<1.30	<1.30	---	---
1,1-dichloroethylene	GP-15/40'	<1.30	<1.30	---	---
Dichloromethane	GP-15/40'	<2.90	<2.90	---	---
1,2-dibromoethane	GP-15/40'	<0.80	<0.80	---	---
Perchloroethylene	GP-15/40'	1.36	1.26	1.31	7.6
Carbon tetrachloride	GP-15/40'	<1.60	<1.60	---	---
Toluene	GP-15/40'	49.3	52.2	50.8	5.7
1,1,1-trichloroethane	GP-15/40'	<1.00	<1.00	---	---
Trichloroethene	GP-15/40'	1.38	1.38	1.38	0.00
Chloroform	GP-15/40'	<1.00	<1.00	---	---
Vinyl chloride	GP-15/40'	<1.00	<1.00	---	---
m+p-xylenes	GP-15/40'	16.9	18.0	17.5	6.3
o-xylene	GP-15/40'	4.14	4.32	4.23	4.3

Two Tedlar bag samples, laboratory numbers 23165-(24-25), were analyzed for SCAQMD Rule 1150.1 components, methane, and total gaseous non-methane organics (TGNMO). Agreement between repeat analyses is a measure of precision and is shown above in the column "% RPD". The average % RPD from mean for 11 repeat measurements from 2 Tedlar bag samples is 4.7%.



CHAIN OF CUSTODY RECORD

Client/Project Name	Project Location	ANALYSES
Waste Connections / Chiquita Canyon Landfill	Valencia	
Project No. 1150.1	**Field Logbook No.**	
Sampler: (Print) Robert Jolley	**(Signature)**	**No. Of Containers** 2

Sample No./ Identification	Date	Time	Lab Sample Number	Type of Sample	1150.1 Toxic List	Methane	TPH/HC			Remarks
GP-15/40'	11-11-25	1330-1340	23165-24	Probe	X	X	X			Title 22
GP-15/60'	11-11-25	1340-1350	-25	Probe	X	X	X			Title 22

Relinquished by: (Signature)	**Date** 11-12-25	**Time** 10:35	**Received by: (Signature)**	**Date**	**Time**
Relinquished by: (Signature)	**Date**	**Time**	**Received by: (Signature)**	**Date**	**Time**
Relinquished by: (Signature)	**Date**	**Time**	**Received for Laboratory: (Signature)**	**Date** 11-12-25	**Time** 10:45
Sample Disposal Method:	**Disposed of by: (Signature)**			**Date**	**Time**

Sample Collector

RES Environmental Inc.
865 Via Lata • Colton, California 92324
(909) 422-1001 Fax (909) 422-0707

Analytical Laboratory

ATMAA

TABLE 9

Chiquita Canyon Landfill

Probe Readings

Fourth Quarter 2025

Chiquita Canyon Landfill - Monitoring Probes Data - 10/01/2025 to 12/31/2025

Point Name	Record Date	CH4 (% by vol)	CO2 (% by vol)	O2 (% by vol)	Bal Gas (% by vol)	Rel Press ("H2O)	Comments
GP-5 - 10	10/1/2025 10:05	0.00	1.70	19.60	78.70	0.01	
GP-5 - 10	10/2/2025 10:11	0.00	2.00	18.70	79.30	0.01	
GP-5 - 10	10/3/2025 10:57	0.00	2.50	18.70	78.80	0.01	
GP-5 - 10	10/6/2025 10:19	0.00	1.90	19.00	79.10	0.02	Valve Adjustment:Reduced System Vac/Flare Down
GP-5 - 10	10/7/2025 08:10	0.00	1.70	19.50	78.80	0.00	
GP-5 - 10	10/15/2025 08:21	0.40	4.50	19.10	76.00	0.00	
GP-5 - 10	10/23/2025 14:26	0.00	1.80	19.00	79.20	0.01	
GP-5 - 10	10/31/2025 10:02	0.00	2.50	18.30	79.20	0.00	
GP-5 - 10	11/3/2025 10:23	0.00	1.90	19.10	79.00	0.01	
GP-5 - 10	11/10/2025 09:34	0.00	1.10	19.30	79.60	0.01	
GP-5 - 10	11/18/2025 07:13	0.00	1.70	18.80	79.50	-0.01	Valve Adjustment:Reduced System Vac/Flare Down
GP-5 - 10	11/24/2025 10:03	0.00	1.60	15.60	82.80	0.01	Valve Adjustment:Reduced System Vac/Flare Down
GP-5 - 10	12/1/2025 09:50	0.00	1.90	14.10	84.00	0.01	
GP-5 - 10	12/9/2025 12:49	0.00	3.40	12.70	83.90	0.00	
GP-5 - 10	12/18/2025 09:55	0.00	4.30	11.50	84.20	0.01	
GP-5 - 10	12/22/2025 09:31	0.00	5.20	12.00	82.80	-0.01	
GP-5 - 10	12/29/2025 09:15	0.00	2.50	15.30	82.20	-0.01	Valve Adjustment:Reduced System Vac/Flare Down
GP-5 - 45	10/1/2025 10:08	0.00	2.00	19.70	78.30	-0.02	
GP-5 - 45	10/2/2025 10:14	0.00	2.00	19.00	79.00	-0.01	
GP-5 - 45	10/3/2025 11:00	0.00	3.30	18.20	78.50	0.01	
GP-5 - 45	10/6/2025 10:22	0.00	3.50	18.10	78.40	-0.01	Valve Adjustment:Reduced System Vac/Flare Down
GP-5 - 45	10/7/2025 08:14	0.00	2.00	19.60	78.40	-0.09	
GP-5 - 45	10/15/2025 08:30	0.00	0.60	20.80	78.60	-0.12	
GP-5 - 45	10/23/2025 14:29	0.00	4.30	17.30	78.40	0.07	
GP-5 - 45	10/31/2025 10:05	0.00	1.80	18.70	79.50	-0.06	Valve Adjustment:Reduced System Vac/Flare Down
GP-5 - 45	11/3/2025 10:27	0.00	1.90	19.20	78.90	0.01	
GP-5 - 45	11/10/2025 09:37	0.00	0.90	19.90	79.20	-0.01	
GP-5 - 45	11/18/2025 07:17	0.00	5.30	16.60	78.10	-0.04	Valve Adjustment:Reduced System Vac/Flare Down
GP-5 - 45	11/24/2025 10:06	0.00	1.60	18.30	80.10	0.00	Valve Adjustment:Reduced System Vac/Flare Down
GP-5 - 45	12/1/2025 09:53	0.00	1.20	19.30	79.50	-0.09	
GP-5 - 45	12/9/2025 12:52	0.00	8.40	11.40	80.20	0.12	
GP-5 - 45	12/18/2025 09:58	0.00	5.10	14.80	80.10	0.02	

Chiquita Canyon Landfill - Monitoring Probes Data - 10/01/2025 to 12/31/2025

Point Name	Record Date	CH4 (% by vol)	CO2 (% by vol)	O2 (% by vol)	Bal Gas (% by vol)	Rel Press ("H2O)	Comments
GP-5 - 45	12/22/2025 09:34	0.00	4.60	14.50	80.90	-0.03	
GP-5 - 45	12/29/2025 09:19	0.00	0.70	19.50	79.80	-0.09	Valve Adjustment:Reduced System Vac/Flare Down
GP-5 - 93	10/1/2025 10:13	0.00	10.80	5.10	84.10	-0.14	
GP-5 - 93	10/2/2025 10:19	0.00	10.50	5.00	84.50	-0.16	
GP-5 - 93	10/3/2025 11:03	0.00	10.30	5.20	84.50	-0.04	
GP-5 - 93	10/6/2025 10:26	0.00	10.20	5.10	84.70	-0.12	Valve Adjustment:Reduced System Vac/Flare Down
GP-5 - 93	10/7/2025 08:17	0.00	10.80	5.20	84.00	-0.34	
GP-5 - 93	10/15/2025 08:39	0.00	10.00	5.70	84.30	-0.53	
GP-5 - 93	10/23/2025 14:33	0.00	9.50	7.30	83.20	0.24	
GP-5 - 93	10/31/2025 10:09	0.00	9.50	7.10	83.40	-0.26	
GP-5 - 93	11/3/2025 10:34	0.00	9.30	6.80	83.90	-0.01	
GP-5 - 93	11/10/2025 09:40	0.00	9.10	8.10	82.80	-0.13	
GP-5 - 93	11/18/2025 07:24	0.00	9.70	7.40	82.90	-0.23	Valve Adjustment:Reduced System Vac/Flare Down
GP-5 - 93	11/24/2025 10:11	0.00	9.60	7.10	83.30	-0.07	Valve Adjustment:Reduced System Vac/Flare Down
GP-5 - 93	12/1/2025 10:00	0.00	6.80	10.50	82.70	-0.40	
GP-5 - 93	12/9/2025 12:56	0.00	9.80	7.60	82.60	0.41	
GP-5 - 93	12/18/2025 10:02	0.00	9.70	6.80	83.50	-0.03	
GP-5 - 93	12/22/2025 09:38	0.00	9.90	6.80	83.30	-0.18	
GP-5 - 93	12/29/2025 09:22	0.00	10.00	7.00	83.00	-0.37	Valve Adjustment:Reduced System Vac/Flare Down
GP-6 - 10	10/3/2025 14:00	0.00	1.50	20.80	77.70	0.03	
GP-6 - 10	10/17/2025 13:34	0.00	0.20	20.50	79.30	-0.03	
GP-6 - 10	10/31/2025 10:46	0.00	1.20	19.60	79.20	0.00	Valve Adjustment:Reduced System Vac/Flare Down
GP-6 - 10	11/10/2025 12:41	0.00	0.20	20.40	79.40	0.00	
GP-6 - 10	11/24/2025 12:23	0.00	1.30	20.00	78.70	0.01	Valve Adjustment:Reduced System Vac/Flare Down
GP-6 - 10	12/9/2025 13:28	0.00	0.90	20.40	78.70	0.00	
GP-6 - 10	12/22/2025 12:13	0.00	0.30	19.80	79.90	0.00	
GP-6 - 30	10/3/2025 14:02	0.00	0.50	20.90	78.60	0.03	
GP-6 - 30	10/17/2025 13:36	0.00	0.40	20.30	79.30	0.00	
GP-6 - 30	10/31/2025 10:48	0.00	0.50	19.50	80.00	0.01	
GP-6 - 30	11/10/2025 12:43	0.00	0.40	20.10	79.50	0.03	
GP-6 - 30	11/24/2025 12:25	0.00	0.50	20.30	79.20	0.02	Valve Adjustment:Reduced System Vac/Flare Down
GP-6 - 30	12/9/2025 13:30	0.00	0.50	20.40	79.10	0.00	

Chiquita Canyon Landfill - Monitoring Probes Data - 10/01/2025 to 12/31/2025

Point Name	Record Date	CH4 (% by vol)	CO2 (% by vol)	O2 (% by vol)	Bal Gas (% by vol)	Rel Press ("H2O)	Comments
GP-6 - 30	12/22/2025 12:15	0.00	0.50	19.60	79.90	0.04	
GP-6 - 60	10/3/2025 14:05	0.00	0.20	21.30	78.50	0.43	
GP-6 - 60	10/17/2025 13:38	0.00	0.20	20.80	79.00	0.14	
GP-6 - 60	10/31/2025 10:51	0.00	0.20	20.00	79.80	-0.11	
GP-6 - 60	11/10/2025 12:47	0.00	0.10	20.80	79.10	0.31	
GP-6 - 60	11/24/2025 12:28	0.00	0.20	21.10	78.70	0.25	Valve Adjustment:Reduced System Vac/Flare Down
GP-6 - 60	12/9/2025 13:33	0.00	0.20	21.20	78.60	0.38	
GP-6 - 60	12/22/2025 12:18	0.00	0.20	20.70	79.10	0.44	
GP-7 - 10	10/3/2025 14:10	0.00	0.20	21.20	78.60	0.01	
GP-7 - 10	10/17/2025 11:12	0.00	0.40	20.40	79.20	0.00	
GP-7 - 10	10/31/2025 10:57	0.00	0.20	20.00	79.80	0.00	Valve Adjustment:Reduced System Vac/Flare Down
GP-7 - 10	11/10/2025 12:53	0.00	0.20	20.80	79.00	0.01	
GP-7 - 10	11/24/2025 12:36	0.00	0.30	20.00	79.70	0.01	Valve Adjustment:Reduced System Vac/Flare Down
GP-7 - 10	12/9/2025 13:38	0.00	0.30	20.60	79.10	0.02	
GP-7 - 10	12/22/2025 12:24	0.00	0.30	20.30	79.40	0.01	
GP-7 - 30	10/3/2025 14:13	0.00	1.40	19.10	79.50	0.04	
GP-7 - 30	10/17/2025 11:14	0.00	1.40	19.50	79.10	0.07	
GP-7 - 30	10/31/2025 10:59	0.00	1.20	19.00	79.80	-0.02	
GP-7 - 30	11/10/2025 12:55	0.00	1.20	19.80	79.00	0.02	
GP-7 - 30	11/24/2025 12:38	0.00	1.20	20.10	78.70	0.02	Valve Adjustment:Reduced System Vac/Flare Down
GP-7 - 30	12/9/2025 13:40	0.00	1.20	20.20	78.60	0.00	
GP-7 - 30	12/22/2025 12:27	0.00	1.20	19.90	78.90	0.05	
GP-7 - 60	10/3/2025 14:16	0.00	3.00	14.50	82.50	0.31	
GP-7 - 60	10/17/2025 11:18	0.00	2.80	14.60	82.60	-0.06	
GP-7 - 60	10/31/2025 11:02	0.00	2.80	14.20	83.00	-0.17	
GP-7 - 60	11/10/2025 12:58	0.00	2.70	15.30	82.00	0.28	
GP-7 - 60	11/24/2025 12:41	0.00	2.70	15.40	81.90	0.24	Valve Adjustment:Reduced System Vac/Flare Down
GP-7 - 60	12/9/2025 13:43	0.00	2.90	15.40	81.70	0.38	
GP-7 - 60	12/22/2025 12:30	0.00	2.80	15.20	82.00	0.39	
GP-8 - 10	10/2/2025 11:10	0.00	0.10	20.40	79.50	0.01	
GP-8 - 10	11/5/2025 13:07	0.00	0.30	21.20	78.50	0.00	
GP-8 - 10	12/5/2025 10:13	0.00	0.30	19.00	80.70	0.00	

Chiquita Canyon Landfill - Monitoring Probes Data - 10/01/2025 to 12/31/2025

Point Name	Record Date	CH4 (% by vol)	CO2 (% by vol)	O2 (% by vol)	Bal Gas (% by vol)	Rel Press ("H2O)	Comments
GP-8 - 60	10/2/2025 11:14	0.00	0.70	16.90	82.40	0.03	
GP-8 - 60	11/5/2025 13:11	0.00	0.70	18.40	80.90	0.06	
GP-8 - 60	12/5/2025 10:17	0.00	0.70	17.20	82.10	0.02	
GP-8 - 120	10/2/2025 11:19	0.00	1.10	14.80	84.10	-0.23	
GP-8 - 120	11/5/2025 13:18	0.00	0.60	18.40	81.00	-0.52	
GP-8 - 120	12/5/2025 10:22	0.00	0.70	16.00	83.30	-0.03	
GP-9 - 25	10/2/2025 13:30	0.00	12.40	8.80	78.80	0.28	
GP-9 - 25	11/5/2025 13:27	0.00	11.80	9.40	78.80	0.29	
GP-9 - 25	12/5/2025 12:04	0.00	12.10	9.30	78.60	0.73	
GP-9 - 55	10/2/2025 13:34	0.00	9.10	10.70	80.20	0.32	
GP-9 - 55	11/5/2025 13:31	0.00	7.00	12.80	80.20	0.36	
GP-9 - 55	12/5/2025 12:08	0.00	8.30	11.80	79.90	0.77	
GP-9 - 83	10/2/2025 13:40	0.00	0.60	20.70	78.70	0.03	
GP-9 - 83	11/5/2025 13:36	0.00	0.10	20.80	79.10	0.03	
GP-9 - 83	12/5/2025 12:12	0.00	3.20	16.10	80.70	0.07	
GP-A - 10	10/27/2025 10:10	0.00	0.20	19.90	79.90	-0.39	
GP-A - 10	11/25/2025 11:20	0.00	0.00	20.80	79.20	-2.39	
GP-A - 10	12/12/2025 10:12	0.00	0.40	20.00	79.60	-4.12	
GP-A - 51	10/27/2025 10:14	0.00	0.00	19.90	80.10	-1.81	
GP-A - 51	11/25/2025 11:24	0.00	0.10	20.60	79.30	-2.74	
GP-A - 51	12/12/2025 10:17	0.00	0.00	20.00	80.00	-4.77	
GP-A - 102	10/27/2025 10:19	0.00	0.00	19.90	80.10	-0.03	
GP-A - 102	11/25/2025 11:30	0.00	0.00	20.90	79.10	-0.06	
GP-A - 102	12/12/2025 10:21	0.00	0.00	20.10	79.90	-0.03	
GP-A - 151.5	10/27/2025 10:24	0.00	0.00	19.90	80.10	-0.31	
GP-A - 151.5	11/25/2025 11:36	0.00	0.00	20.90	79.10	-0.43	
GP-A - 151.5	12/12/2025 10:25	0.00	0.00	20.00	80.00	-0.70	
GP-10 - 22	10/20/2025 13:45	0.00	4.40	15.30	80.30	0.24	
GP-10 - 22	11/25/2025 11:48	0.00	4.10	15.80	80.10	0.17	
GP-10 - 22	12/12/2025 10:33	0.00	1.10	16.90	82.00	0.04	
GP-10 - 37	10/20/2025 13:48	0.00	15.00	2.10	82.90	0.45	
GP-10 - 37	11/25/2025 11:52	0.00	14.30	4.00	81.70	0.02	

Chiquita Canyon Landfill - Monitoring Probes Data - 10/01/2025 to 12/31/2025

Point Name	Record Date	CH4 (% by vol)	CO2 (% by vol)	O2 (% by vol)	Bal Gas (% by vol)	Rel Press ("H2O)	Comments
GP-10 - 37	12/12/2025 10:36	0.00	14.10	1.80	84.10	-0.49	
GP-10 - 63	10/20/2025 13:52	0.00	15.20	1.00	83.80	0.45	
GP-10 - 63	11/25/2025 11:55	0.00	14.70	2.00	83.30	0.09	
GP-10 - 63	12/12/2025 10:39	0.00	15.30	0.80	83.90	-0.42	
GP-10 - 87	10/20/2025 13:56	0.00	11.70	5.10	83.20	0.52	
GP-10 - 87	11/25/2025 11:59	0.00	11.00	6.00	83.00	0.12	
GP-10 - 87	12/12/2025 10:43	0.00	11.20	5.20	83.60	-0.40	
GP-11 - 10	10/1/2025 07:57	0.10	0.20	20.70	79.00	-0.48	
GP-11 - 10	10/2/2025 08:03	0.00	0.10	20.90	79.00	-0.42	
GP-11 - 10	10/3/2025 08:20	0.00	0.10	20.90	79.00	-0.29	
GP-11 - 10	10/6/2025 07:56	0.00	0.10	20.70	79.20	-0.40	
GP-11 - 10	10/7/2025 08:43	0.00	0.80	20.40	78.80	-0.50	
GP-11 - 10	10/8/2025 07:55	0.00	0.10	21.10	78.80	-0.61	
GP-11 - 10	10/9/2025 08:22	0.00	0.10	20.90	79.00	-0.57	
GP-11 - 10	10/10/2025 08:08	0.00	0.10	20.90	79.00	-0.47	
GP-11 - 10	10/13/2025 09:17	0.00	0.20	21.00	78.80	-0.53	
GP-11 - 10	10/14/2025 08:14	0.00	0.20	21.10	78.70	-0.24	
GP-11 - 10	10/15/2025 09:22	0.00	7.90	19.00	73.10	-0.63	
GP-11 - 10	10/16/2025 09:28	0.00	0.20	20.30	79.50	-0.37	
GP-11 - 10	10/17/2025 09:49	0.00	0.60	19.80	79.60	-0.42	
GP-11 - 10	10/20/2025 08:55	0.00	0.30	20.40	79.30	-0.58	
GP-11 - 10	10/21/2025 09:17	0.00	0.10	20.00	79.90	-0.39	
GP-11 - 10	10/22/2025 08:18	0.00	0.20	21.40	78.40	-0.48	
GP-11 - 10	10/23/2025 08:14	0.00	0.20	21.10	78.70	-0.36	
GP-11 - 10	10/24/2025 09:41	0.00	0.10	20.30	79.60	-0.33	
GP-11 - 10	10/27/2025 09:29	0.00	0.20	20.10	79.70	-0.32	
GP-11 - 10	10/28/2025 09:20	0.00	0.10	20.30	79.60	-0.52	
GP-11 - 10	10/29/2025 09:21	0.00	0.10	20.40	79.50	-0.61	
GP-11 - 10	10/30/2025 08:01	0.00	0.10	21.20	78.70	-0.41	
GP-11 - 10	10/31/2025 09:03	0.00	0.10	20.80	79.10	-0.63	
GP-11 - 10	11/3/2025 08:15	0.00	0.00	21.60	78.40	-0.68	
GP-11 - 10	11/4/2025 07:55	0.00	0.00	20.90	79.10	-0.70	

Chiquita Canyon Landfill - Monitoring Probes Data - 10/01/2025 to 12/31/2025

Point Name	Record Date	CH4 (% by vol)	CO2 (% by vol)	O2 (% by vol)	Bal Gas (% by vol)	Rel Press ("H2O)	Comments
GP-11 - 10	11/5/2025 07:42	0.00	0.50	21.60	77.90	-0.68	
GP-11 - 10	11/6/2025 07:50	0.00	0.10	21.00	78.90	-0.58	
GP-11 - 10	11/7/2025 08:15	0.00	0.10	20.90	79.00	-0.42	
GP-11 - 10	11/10/2025 08:43	0.00	0.00	20.70	79.30	-0.83	
GP-11 - 10	11/11/2025 07:43	0.00	0.10	20.60	79.30	-0.70	
GP-11 - 10	11/12/2025 08:09	0.00	0.10	20.50	79.40	-0.70	
GP-11 - 10	11/13/2025 08:59	0.00	0.10	20.60	79.30	-0.76	
GP-11 - 10	11/14/2025 07:06	0.00	0.00	21.20	78.80	-0.61	
GP-11 - 10	11/17/2025 07:20	0.00	0.10	20.90	79.00	-0.41	
GP-11 - 10	11/18/2025 08:04	0.00	0.20	22.60	77.20	-0.49	Valve Adjustment:Reduced System Vac/Flare Down
GP-11 - 10	11/19/2025 09:32	0.00	0.70	21.10	78.20	-0.59	Valve Adjustment:Reduced System Vac/Flare Down
GP-11 - 10	11/20/2025 08:24	0.00	0.20	20.60	79.20	-0.51	
GP-11 - 10	11/21/2025 09:46	0.00	0.00	21.00	79.00	-0.78	
GP-11 - 10	11/24/2025 08:47	0.00	0.10	19.70	80.20	-0.60	Valve Adjustment:Reduced System Vac/Flare Down
GP-11 - 10	11/25/2025 07:24	0.00	0.10	20.90	79.00	-0.60	
GP-11 - 10	11/26/2025 08:22	0.00	0.10	20.20	79.70	-0.78	
GP-11 - 10	12/1/2025 09:13	0.00	0.40	19.90	79.70	-0.80	
GP-11 - 10	12/2/2025 08:33	0.00	0.10	20.40	79.50	-0.51	
GP-11 - 10	12/3/2025 08:18	0.00	0.10	21.10	78.80	-0.60	
GP-11 - 10	12/4/2025 07:31	0.00	0.00	21.00	79.00	-1.13	
GP-11 - 10	12/5/2025 07:49	0.00	0.10	20.10	79.80	-0.56	
GP-11 - 10	12/8/2025 08:09	0.00	0.00	20.60	79.40	-0.68	
GP-11 - 10	12/9/2025 08:27	0.00	0.10	20.40	79.50	-0.55	
GP-11 - 10	12/10/2025 08:01	0.00	0.10	20.40	79.50	-0.60	
GP-11 - 10	12/11/2025 09:44	0.00	1.00	19.90	79.10	-0.80	
GP-11 - 10	12/12/2025 08:30	0.00	0.00	20.50	79.50	-0.98	
GP-11 - 10	12/15/2025 08:35	0.00	0.10	20.60	79.30	-0.58	Valve Adjustment:Reduced System Vac/Flare Down
GP-11 - 10	12/16/2025 08:00	0.00	0.10	20.70	79.20	-0.67	
GP-11 - 10	12/17/2025 07:19	0.00	0.10	20.60	79.30	-0.45	
GP-11 - 10	12/18/2025 09:03	0.00	0.00	20.30	79.70	-0.88	
GP-11 - 10	12/19/2025 07:17	0.00	0.00	21.50	78.50	-0.82	
GP-11 - 10	12/22/2025 07:11	0.00	0.00	21.40	78.60	-0.65	

Chiquita Canyon Landfill - Monitoring Probes Data - 10/01/2025 to 12/31/2025

Point Name	Record Date	CH4 (% by vol)	CO2 (% by vol)	O2 (% by vol)	Bal Gas (% by vol)	Rel Press ("H2O)	Comments
GP-11 - 10	12/23/2025 08:37	0.00	0.10	20.60	79.30	-0.68	
GP-11 - 10	12/26/2025 07:31	0.00	0.00	20.60	79.40	-0.84	
GP-11 - 10	12/29/2025 06:56	0.00	0.00	21.10	78.90	-0.87	Valve Adjustment:Reduced System Vac/Flare Down
GP-11 - 10	12/30/2025 07:10	0.00	0.00	20.80	79.20	-0.91	
GP-11 - 10	12/31/2025 08:39	0.10	0.10	20.60	79.20	-0.76	
GP-11 - 70	10/1/2025 08:01	0.00	5.20	15.50	79.30	-1.19	
GP-11 - 70	10/2/2025 08:07	0.00	6.40	13.60	80.00	-1.00	
GP-11 - 70	10/3/2025 08:24	0.00	6.50	13.50	80.00	-0.75	
GP-11 - 70	10/6/2025 08:01	0.00	5.90	13.80	80.30	-0.98	
GP-11 - 70	10/7/2025 08:46	0.00	4.30	15.80	79.90	-1.24	
GP-11 - 70	10/8/2025 07:59	0.00	3.30	17.80	78.90	-1.50	
GP-11 - 70	10/9/2025 08:27	0.00	2.60	18.10	79.30	-1.46	
GP-11 - 70	10/10/2025 08:12	0.00	3.10	17.30	79.60	-1.19	
GP-11 - 70	10/13/2025 09:21	0.00	3.90	16.50	79.60	-1.27	
GP-11 - 70	10/14/2025 08:18	0.00	3.40	17.20	79.40	-0.67	
GP-11 - 70	10/15/2025 09:28	0.00	1.50	18.10	80.40	-1.68	
GP-11 - 70	10/16/2025 09:31	0.00	3.00	16.80	80.20	-0.99	
GP-11 - 70	10/17/2025 09:52	0.00	3.40	16.30	80.30	-1.17	
GP-11 - 70	10/20/2025 08:58	0.00	3.20	16.90	79.90	-1.43	
GP-11 - 70	10/21/2025 09:20	0.00	2.80	16.70	80.50	-1.02	
GP-11 - 70	10/22/2025 08:22	0.00	4.10	16.70	79.20	-1.13	
GP-11 - 70	10/23/2025 08:18	0.00	3.50	17.40	79.10	-0.91	
GP-11 - 70	10/24/2025 09:44	0.00	3.80	16.10	80.10	-0.89	
GP-11 - 70	10/27/2025 09:33	0.00	4.80	15.30	79.90	-0.78	
GP-11 - 70	10/28/2025 09:24	0.00	4.50	15.70	79.80	-1.35	
GP-11 - 70	10/29/2025 09:25	0.00	2.40	17.70	79.90	-1.47	
GP-11 - 70	10/30/2025 08:06	0.00	3.30	17.00	79.70	-0.98	
GP-11 - 70	10/31/2025 09:07	0.00	2.90	17.80	79.30	-1.47	
GP-11 - 70	11/3/2025 08:20	0.00	1.60	19.60	78.80	-1.67	
GP-11 - 70	11/4/2025 07:59	0.00	1.50	19.20	79.30	-1.69	
GP-11 - 70	11/5/2025 07:46	0.00	1.40	19.40	79.20	-1.73	
GP-11 - 70	11/6/2025 07:54	0.00	1.70	18.90	79.40	-1.38	

Chiquita Canyon Landfill - Monitoring Probes Data - 10/01/2025 to 12/31/2025

Point Name	Record Date	CH4 (% by vol)	CO2 (% by vol)	O2 (% by vol)	Bal Gas (% by vol)	Rel Press ("H2O)	Comments
GP-11 - 70	11/7/2025 08:18	0.00	2.40	17.90	79.70	-0.99	
GP-11 - 70	11/10/2025 08:47	0.00	0.90	19.50	79.60	-2.14	
GP-11 - 70	11/11/2025 07:47	0.00	1.30	19.40	79.30	-1.72	
GP-11 - 70	11/12/2025 08:13	0.00	1.50	19.00	79.50	-1.70	
GP-11 - 70	11/13/2025 09:03	0.00	1.40	19.20	79.40	-1.81	
GP-11 - 70	11/14/2025 07:09	0.00	1.40	19.10	79.50	-1.37	
GP-11 - 70	11/17/2025 07:23	0.00	1.90	19.10	79.00	-1.04	
GP-11 - 70	11/18/2025 08:10	0.00	1.80	19.80	78.40	-1.20	Valve Adjustment:Reduced System Vac/Flare Down
GP-11 - 70	11/19/2025 09:37	0.00	1.30	19.20	79.50	-1.57	Valve Adjustment:Reduced System Vac/Flare Down
GP-11 - 70	11/20/2025 08:27	0.00	1.70	19.10	79.20	-1.28	
GP-11 - 70	11/21/2025 09:51	0.00	2.00	19.30	78.70	-1.88	
GP-11 - 70	11/24/2025 08:50	0.00	1.30	18.60	80.10	-1.62	Valve Adjustment:Reduced System Vac/Flare Down
GP-11 - 70	11/25/2025 07:27	0.00	1.60	19.40	79.00	-1.41	
GP-11 - 70	11/26/2025 08:26	0.00	1.40	18.80	79.80	-1.88	
GP-11 - 70	12/1/2025 09:16	0.00	1.70	18.50	79.80	-1.80	
GP-11 - 70	12/2/2025 08:36	0.00	1.80	18.60	79.60	-1.23	
GP-11 - 70	12/3/2025 08:22	0.00	2.40	18.20	79.40	-1.31	
GP-11 - 70	12/4/2025 07:35	0.00	1.00	20.00	79.00	-2.48	
GP-11 - 70	12/5/2025 07:52	0.00	1.40	18.60	80.00	-1.32	
GP-11 - 70	12/8/2025 08:14	0.00	1.30	19.10	79.60	-1.57	
GP-11 - 70	12/9/2025 08:31	0.00	1.50	18.90	79.60	-1.25	
GP-11 - 70	12/10/2025 08:04	0.00	1.60	18.80	79.60	-1.36	
GP-11 - 70	12/11/2025 09:48	0.00	1.40	18.60	80.00	-1.79	
GP-11 - 70	12/12/2025 08:33	0.00	1.30	19.10	79.60	-2.13	
GP-11 - 70	12/15/2025 08:39	0.00	1.80	18.80	79.40	-1.37	Valve Adjustment:Reduced System Vac/Flare Down
GP-11 - 70	12/16/2025 08:05	0.00	1.30	19.40	79.30	-1.52	
GP-11 - 70	12/17/2025 07:23	0.00	1.30	19.50	79.20	-1.11	
GP-11 - 70	12/18/2025 09:07	0.00	1.30	18.90	79.80	-1.92	
GP-11 - 70	12/19/2025 07:23	0.00	1.00	19.60	79.40	-1.76	
GP-11 - 70	12/22/2025 07:16	0.00	1.20	19.50	79.30	-1.43	
GP-11 - 70	12/23/2025 08:41	0.00	1.60	19.00	79.40	-1.52	
GP-11 - 70	12/26/2025 07:35	0.00	1.10	19.20	79.70	-1.86	

Chiquita Canyon Landfill - Monitoring Probes Data - 10/01/2025 to 12/31/2025

Point Name	Record Date	CH4 (% by vol)	CO2 (% by vol)	O2 (% by vol)	Bal Gas (% by vol)	Rel Press ("H2O)	Comments
GP-11 - 70	12/29/2025 07:00	0.00	1.20	19.70	79.10	-1.91	
GP-11 - 70	12/30/2025 07:14	0.00	1.30	19.20	79.50	-1.91	
GP-11 - 70	12/31/2025 08:43	0.00	1.50	19.20	79.30	-1.54	
GP-11 - 141	10/1/2025 08:10	0.10	1.50	15.80	82.60	-1.08	
GP-11 - 141	10/2/2025 08:17	0.00	1.30	15.50	83.20	-0.94	
GP-11 - 141	10/3/2025 08:35	0.00	1.00	15.50	83.50	-0.52	
GP-11 - 141	10/6/2025 08:36	0.40	4.70	5.00	89.90	-0.09	Valve Adjustment:Reduced System Vac/Flare Down
GP-11 - 141	10/7/2025 08:56	0.30	3.70	7.30	88.70	-0.60	
GP-11 - 141	10/8/2025 08:08	0.10	3.30	9.50	87.10	-1.02	
GP-11 - 141	10/9/2025 08:36	0.00	2.60	11.50	85.90	-1.18	
GP-11 - 141	10/10/2025 08:22	0.00	2.90	10.30	86.80	-0.78	
GP-11 - 141	10/13/2025 09:31	0.10	4.40	6.50	89.00	-0.16	
GP-11 - 141	10/14/2025 08:26	0.00	4.30	7.20	88.50	0.01	
GP-11 - 141	10/15/2025 09:36	0.00	0.00	20.40	79.60	-2.64	
GP-11 - 141	10/16/2025 09:38	0.00	0.00	20.70	79.30	-1.35	
GP-11 - 141	10/17/2025 09:58	0.00	0.00	20.60	79.40	-1.27	
GP-11 - 141	10/20/2025 09:04	0.00	0.00	20.50	79.50	-1.69	
GP-11 - 141	10/21/2025 09:30	0.00	0.10	20.10	79.80	-1.26	
GP-11 - 141	10/22/2025 08:34	0.00	0.00	20.90	79.10	-1.68	
GP-11 - 141	10/23/2025 08:23	0.00	0.00	21.00	79.00	-0.92	
GP-11 - 141	10/24/2025 09:49	0.00	0.00	20.50	79.50	-0.79	
GP-11 - 141	10/27/2025 09:39	0.00	0.00	20.50	79.50	-0.56	
GP-11 - 141	10/28/2025 09:30	0.00	0.00	21.00	79.00	-1.29	
GP-11 - 141	10/29/2025 09:29	0.00	0.00	20.60	79.40	-1.56	
GP-11 - 141	10/30/2025 08:12	0.00	0.00	20.70	79.30	-0.47	
GP-11 - 141	10/31/2025 09:12	0.00	0.00	21.20	78.80	-0.80	
GP-11 - 141	11/3/2025 08:30	0.00	0.00	21.30	78.70	-1.34	
GP-11 - 141	11/4/2025 08:04	0.00	0.00	20.80	79.20	-1.56	
GP-11 - 141	11/5/2025 07:52	0.00	0.00	20.90	79.10	-2.03	
GP-11 - 141	11/6/2025 08:00	0.00	0.00	21.10	78.90	-1.35	
GP-11 - 141	11/7/2025 08:23	0.00	0.00	21.10	78.90	-0.23	
GP-11 - 141	11/10/2025 08:52	0.00	0.00	20.60	79.40	-2.23	

Chiquita Canyon Landfill - Monitoring Probes Data - 10/01/2025 to 12/31/2025

Point Name	Record Date	CH4 (% by vol)	CO2 (% by vol)	O2 (% by vol)	Bal Gas (% by vol)	Rel Press ("H2O)	Comments
GP-11 - 141	11/11/2025 07:52	0.00	0.00	20.80	79.20	-1.36	
GP-11 - 141	11/12/2025 08:18	0.00	0.00	20.80	79.20	-1.04	
GP-11 - 141	11/13/2025 09:08	0.00	0.00	20.90	79.10	-1.12	
GP-11 - 141	11/14/2025 07:14	0.00	0.00	21.10	78.90	-0.33	
GP-11 - 141	11/17/2025 07:28	0.00	0.00	21.80	78.20	-0.46	
GP-11 - 141	11/18/2025 08:20	0.00	0.00	21.50	78.50	-0.53	Valve Adjustment:Reduced System Vac/Flare Down
GP-11 - 141	11/19/2025 09:42	0.00	0.00	20.70	79.30	-1.79	
GP-11 - 141	11/20/2025 08:33	0.00	0.00	21.40	78.60	-1.18	
GP-11 - 141	11/21/2025 09:58	0.00	0.00	21.70	78.30	-1.08	
GP-11 - 141	11/24/2025 08:56	0.00	0.00	20.10	79.90	-2.23	Valve Adjustment:Reduced System Vac/Flare Down
GP-11 - 141	11/25/2025 07:33	0.00	0.00	21.20	78.80	-1.46	
GP-11 - 141	11/26/2025 08:31	0.00	0.00	20.60	79.40	-1.97	
GP-11 - 141	12/1/2025 09:21	0.00	0.00	20.60	79.40	-1.50	
GP-11 - 141	12/2/2025 08:41	0.00	0.00	20.90	79.10	-1.10	
GP-11 - 141	12/3/2025 08:30	0.00	0.00	20.70	79.30	-0.64	
GP-11 - 141	12/4/2025 07:42	0.00	0.00	21.60	78.40	-1.98	
GP-11 - 141	12/5/2025 07:58	0.00	0.00	20.30	79.70	-1.20	
GP-11 - 141	12/8/2025 08:19	0.00	0.00	20.70	79.30	-1.76	
GP-11 - 141	12/9/2025 08:37	0.00	0.00	21.00	79.00	-1.00	
GP-11 - 141	12/10/2025 08:09	0.00	0.00	20.70	79.30	-0.77	
GP-11 - 141	12/11/2025 09:56	0.00	0.00	20.20	79.80	-0.82	
GP-11 - 141	12/12/2025 08:39	0.00	0.00	20.50	79.50	-1.04	
GP-11 - 141	12/15/2025 08:44	0.00	0.00	20.80	79.20	-1.60	Valve Adjustment:Reduced System Vac/Flare Down
GP-11 - 141	12/16/2025 08:10	0.00	0.00	20.90	79.10	-1.03	
GP-11 - 141	12/17/2025 07:29	0.00	0.00	21.20	78.80	-0.63	
GP-11 - 141	12/18/2025 09:13	0.00	0.00	20.50	79.50	-0.84	
GP-11 - 141	12/19/2025 07:28	0.00	0.00	21.00	79.00	-0.96	
GP-11 - 141	12/22/2025 07:22	0.00	0.00	21.00	79.00	-0.85	
GP-11 - 141	12/23/2025 08:46	0.00	0.00	21.20	78.80	-0.24	
GP-11 - 141	12/26/2025 07:40	0.00	0.00	21.10	78.90	-1.34	
GP-11 - 141	12/29/2025 07:06	0.00	0.00	21.60	78.40	-2.31	Valve Adjustment:Reduced System Vac/Flare Down
GP-11 - 141	12/30/2025 07:20	0.00	0.00	21.30	78.70	-1.74	

Chiquita Canyon Landfill - Monitoring Probes Data - 10/01/2025 to 12/31/2025

Point Name	Record Date	CH4 (% by vol)	CO2 (% by vol)	O2 (% by vol)	Bal Gas (% by vol)	Rel Press ("H2O)	Comments
GP-11 - 141	12/31/2025 08:49	0.00	0.00	21.20	78.80	-0.96	
GP-11 - 208	10/1/2025 08:22	0.50	5.40	8.20	85.90	-1.40	
GP-11 - 208	10/2/2025 08:28	0.40	5.40	7.70	86.50	-1.17	
GP-11 - 208	10/3/2025 08:47	0.40	5.50	8.10	86.00	-0.74	
GP-11 - 208	10/6/2025 08:47	0.30	5.10	7.60	87.00	-0.49	Valve Adjustment:Reduced System Vac/Flare Down
GP-11 - 208	10/7/2025 09:08	0.30	4.60	8.50	86.60	-0.96	
GP-11 - 208	10/8/2025 08:20	0.30	4.80	8.60	86.30	-1.39	
GP-11 - 208	10/9/2025 08:49	0.20	4.50	8.50	86.80	-1.51	
GP-11 - 208	10/10/2025 08:34	0.30	4.80	8.90	86.00	-1.13	
GP-11 - 208	10/13/2025 09:42	0.30	4.90	8.30	86.50	-0.67	
GP-11 - 208	10/14/2025 08:35	0.20	3.70	10.80	85.30	-0.50	
GP-11 - 208	10/15/2025 09:45	0.00	0.00	20.20	79.80	-2.19	
GP-11 - 208	10/16/2025 09:50	0.60	4.40	15.70	79.30	-1.42	
GP-11 - 208	10/17/2025 10:11	0.10	3.30	12.90	83.70	-1.51	
GP-11 - 208	10/20/2025 09:26	0.50	4.50	15.00	80.00	-1.98	
GP-11 - 208	10/21/2025 09:44	0.30	3.80	13.40	82.50	-1.27	
GP-11 - 208	10/22/2025 08:48	0.10	3.20	13.60	83.10	-1.37	
GP-11 - 208	10/23/2025 08:37	0.10	3.00	13.30	83.60	-1.11	
GP-11 - 208	10/24/2025 10:10	0.30	4.40	9.10	86.20	-1.06	
GP-11 - 208	10/27/2025 09:56	0.20	4.40	12.60	82.80	-0.81	
GP-11 - 208	10/28/2025 09:46	0.40	4.60	9.40	85.60	-1.55	
GP-11 - 208	10/29/2025 09:40	0.30	4.00	9.20	86.50	-1.99	
GP-11 - 208	10/30/2025 08:26	0.40	4.20	9.40	86.00	-0.83	
GP-11 - 208	10/31/2025 09:23	0.30	3.70	9.90	86.10	-1.24	
GP-11 - 208	11/3/2025 08:44	0.30	4.20	7.90	87.60	-1.75	
GP-11 - 208	11/4/2025 08:20	0.30	3.50	10.50	85.70	-1.99	
GP-11 - 208	11/5/2025 08:06	0.20	4.20	10.00	85.60	-2.42	
GP-11 - 208	11/6/2025 08:12	0.20	3.80	10.40	85.60	-1.68	
GP-11 - 208	11/7/2025 08:36	0.40	4.10	10.90	84.60	-0.65	
GP-11 - 208	11/10/2025 09:07	0.10	2.50	12.70	84.70	-2.53	
GP-11 - 208	11/11/2025 08:05	0.20	3.30	11.40	85.10	-1.82	
GP-11 - 208	11/12/2025 08:33	0.30	3.40	11.20	85.10	-1.57	

Chiquita Canyon Landfill - Monitoring Probes Data - 10/01/2025 to 12/31/2025

Point Name	Record Date	CH4 (% by vol)	CO2 (% by vol)	O2 (% by vol)	Bal Gas (% by vol)	Rel Press ("H2O)	Comments
GP-11 - 208	11/13/2025 09:22	0.20	3.00	12.40	84.40	-1.61	
GP-11 - 208	11/14/2025 07:24	0.30	3.10	11.90	84.70	-0.94	
GP-11 - 208	11/17/2025 07:39	0.30	3.30	10.90	85.50	-0.66	
GP-11 - 208	11/18/2025 08:39	0.20	2.80	13.70	83.30	-0.79	Valve Adjustment:Reduced System Vac/Flare Down
GP-11 - 208	11/19/2025 09:51	0.10	2.20	13.00	84.70	-1.77	Valve Adjustment:Reduced System Vac/Flare Down
GP-11 - 208	11/20/2025 08:46	0.30	3.70	10.20	85.80	-1.37	
GP-11 - 208	11/21/2025 10:08	0.20	2.90	12.40	84.50	-1.47	
GP-11 - 208	11/24/2025 09:07	0.10	1.10	18.00	80.80	-0.34	Valve Adjustment:Reduced System Vac/Flare Down
GP-11 - 208	11/25/2025 07:46	0.10	2.00	17.80	80.10	-1.45	
GP-11 - 208	11/26/2025 08:41	0.10	1.30	17.60	81.00	-1.97	
GP-11 - 208	12/1/2025 09:32	0.20	2.70	11.60	85.50	-1.62	
GP-11 - 208	12/2/2025 08:51	0.20	2.50	12.90	84.40	-1.19	
GP-11 - 208	12/3/2025 08:42	0.30	3.20	11.20	85.30	-1.04	
GP-11 - 208	12/4/2025 07:53	0.20	2.50	12.80	84.50	-2.46	
GP-11 - 208	12/5/2025 08:13	0.00	1.20	17.90	80.90	-1.27	
GP-11 - 208	12/8/2025 08:31	0.10	2.70	12.40	84.80	-1.99	
GP-11 - 208	12/9/2025 08:49	0.20	2.20	14.10	83.50	-1.11	
GP-11 - 208	12/10/2025 08:19	0.30	2.40	13.10	84.20	-1.21	
GP-11 - 208	12/11/2025 10:05	0.20	2.10	12.80	84.90	-1.41	
GP-11 - 208	12/12/2025 08:48	0.20	2.20	12.40	85.20	-1.54	
GP-11 - 208	12/15/2025 08:56	0.20	3.50	11.30	85.00	-1.73	Valve Adjustment:Reduced System Vac/Flare Down
GP-11 - 208	12/16/2025 08:20	0.20	2.20	13.60	84.00	-1.30	
GP-11 - 208	12/17/2025 07:40	0.30	2.50	13.50	83.70	-0.80	
GP-11 - 208	12/18/2025 09:25	0.40	3.00	11.40	85.20	-1.33	
GP-11 - 208	12/19/2025 07:44	0.30	2.30	13.80	83.60	-1.34	
GP-11 - 208	12/22/2025 07:33	0.30	2.40	13.50	83.80	-1.29	
GP-11 - 208	12/23/2025 08:55	0.30	2.40	13.20	84.10	-0.73	
GP-11 - 208	12/26/2025 07:50	0.20	1.60	15.40	82.80	-1.46	
GP-11 - 208	12/29/2025 07:18	0.00	0.80	19.40	79.80	-2.09	Valve Adjustment:Reduced System Vac/Flare Down
GP-11 - 208	12/30/2025 07:31	0.10	1.00	19.30	79.60	-1.90	
GP-11 - 208	12/31/2025 08:59	0.10	1.90	14.00	84.00	-1.39	
GP-12 - 12	10/24/2025 11:04	0.00	0.00	21.10	78.90	0.01	

Chiquita Canyon Landfill - Monitoring Probes Data - 10/01/2025 to 12/31/2025

Point Name	Record Date	CH4 (% by vol)	CO2 (% by vol)	O2 (% by vol)	Bal Gas (% by vol)	Rel Press ("H2O)	Comments
GP-12 - 12	11/19/2025 13:25	0.00	0.20	20.90	78.90	0.00	
GP-12 - 12	12/12/2025 08:08	0.00	0.00	21.00	79.00	-0.01	
GP-12 - 38	10/24/2025 11:06	0.00	0.00	21.00	79.00	0.01	
GP-12 - 38	11/19/2025 13:27	0.00	0.00	21.30	78.70	0.00	Valve Adjustment:Reduced System Vac/Flare Down
GP-12 - 38	12/12/2025 08:10	0.00	0.00	21.10	78.90	-0.01	
GP-12 - 74	10/24/2025 11:09	0.00	0.00	21.10	78.90	0.01	
GP-12 - 74	11/19/2025 13:30	0.00	0.00	20.80	79.20	0.00	Valve Adjustment:Reduced System Vac/Flare Down
GP-12 - 74	12/12/2025 08:13	0.00	0.00	21.00	79.00	-0.01	
GP-12 - 110	10/24/2025 11:14	0.00	0.00	21.10	78.90	0.02	
GP-12 - 110	11/19/2025 13:35	0.00	0.00	20.90	79.10	0.00	
GP-12 - 110	12/12/2025 08:17	0.00	0.00	21.10	78.90	-0.01	
GP-12 - 224	10/24/2025 11:19	0.00	0.00	21.10	78.90	0.01	
GP-12 - 224	11/19/2025 13:41	0.00	0.00	20.90	79.10	0.00	Valve Adjustment:Reduced System Vac/Flare Down
GP-12 - 224	12/12/2025 08:24	0.00	0.00	20.80	79.20	-0.02	
GP-13 - 10	10/1/2025 08:44	0.00	0.30	19.90	79.80	0.00	
GP-13 - 10	10/2/2025 09:22	0.10	0.70	19.50	79.70	0.01	
GP-13 - 10	10/3/2025 09:33	0.10	0.90	19.90	79.10	0.01	
GP-13 - 10	10/6/2025 09:37	0.20	0.40	19.90	79.50	0.01	
GP-13 - 10	10/7/2025 09:17	0.10	0.60	19.90	79.40	0.00	
GP-13 - 10	10/8/2025 09:09	0.10	0.40	20.20	79.30	0.00	
GP-13 - 10	10/9/2025 09:55	0.00	0.30	20.40	79.30	0.00	
GP-13 - 10	10/10/2025 08:43	0.00	0.50	19.80	79.70	0.00	
GP-13 - 10	10/13/2025 08:36	0.30	0.30	21.00	78.40	0.00	
GP-13 - 10	10/15/2025 10:09	0.00	0.00	19.70	80.30	0.00	
GP-13 - 10	10/16/2025 08:25	0.00	0.30	20.30	79.40	0.01	
GP-13 - 10	10/17/2025 08:45	0.10	0.40	20.00	79.50	0.00	
GP-13 - 10	10/20/2025 14:05	0.00	1.20	19.70	79.10	0.00	
GP-13 - 10	10/21/2025 08:41	0.10	0.50	20.10	79.30	0.00	
GP-13 - 10	10/22/2025 07:41	0.10	0.60	20.80	78.50	0.00	
GP-13 - 10	10/23/2025 08:47	0.00	0.60	19.90	79.50	0.00	
GP-13 - 10	10/24/2025 08:51	0.10	0.60	20.10	79.20	0.00	
GP-13 - 10	10/27/2025 08:39	0.00	0.50	20.00	79.50	0.00	

Chiquita Canyon Landfill - Monitoring Probes Data - 10/01/2025 to 12/31/2025

Point Name	Record Date	CH4 (% by vol)	CO2 (% by vol)	O2 (% by vol)	Bal Gas (% by vol)	Rel Press ("H2O)	Comments
GP-13 - 10	10/28/2025 08:41	0.10	0.50	20.40	79.00	0.00	
GP-13 - 10	10/29/2025 08:36	0.10	0.30	20.70	78.90	0.00	
GP-13 - 10	10/30/2025 08:41	0.10	0.40	19.60	79.90	0.00	
GP-13 - 10	10/31/2025 08:29	0.10	0.30	20.90	78.70	0.00	
GP-13 - 10	11/3/2025 08:56	0.00	0.20	20.20	79.60	0.00	
GP-13 - 10	11/4/2025 08:31	0.00	0.30	19.90	79.80	0.00	
GP-13 - 10	11/5/2025 08:18	0.00	0.30	20.50	79.20	-0.01	
GP-13 - 10	11/6/2025 08:20	0.00	0.30	20.40	79.30	0.00	
GP-13 - 10	11/7/2025 09:31	0.10	0.30	20.80	78.80	0.00	
GP-13 - 10	11/10/2025 07:57	0.00	0.10	20.90	79.00	-0.01	
GP-13 - 10	11/11/2025 07:13	0.00	0.10	21.10	78.80	0.00	
GP-13 - 10	11/12/2025 07:30	0.00	0.10	20.70	79.20	0.00	
GP-13 - 10	11/13/2025 08:06	0.00	0.10	21.20	78.70	-0.01	
GP-13 - 10	11/18/2025 08:55	0.00	0.10	21.80	78.10	0.00	Valve Adjustment:Reduced System Vac/Flare Down
GP-13 - 10	11/19/2025 08:13	0.00	0.10	20.70	79.20	-0.02	Valve Adjustment:Reduced System Vac/Flare Down
GP-13 - 10	11/20/2025 08:57	0.00	0.30	20.30	79.40	-0.01	
GP-13 - 10	11/24/2025 09:16	0.00	0.10	19.40	80.50	0.00	Valve Adjustment:Reduced System Vac/Flare Down
GP-13 - 10	11/25/2025 08:13	0.00	0.20	20.80	79.00	0.00	
GP-13 - 10	11/26/2025 07:38	0.00	0.00	20.80	79.20	-0.02	
GP-13 - 10	12/1/2025 07:32	0.00	0.10	20.60	79.30	-0.02	
GP-13 - 10	12/2/2025 07:47	0.00	0.20	21.00	78.80	0.00	
GP-13 - 10	12/3/2025 07:47	0.20	0.20	21.30	78.30	-0.01	
GP-13 - 10	12/4/2025 08:38	0.00	0.00	20.50	79.50	-0.05	
GP-13 - 10	12/5/2025 08:19	0.00	0.20	19.70	80.10	-0.01	
GP-13 - 10	12/8/2025 07:41	0.00	0.10	20.80	79.10	0.00	
GP-13 - 10	12/9/2025 07:55	0.00	0.10	20.80	79.10	0.00	
GP-13 - 10	12/10/2025 07:39	0.00	0.10	20.80	79.10	0.00	
GP-13 - 10	12/11/2025 08:39	0.10	0.00	20.40	79.50	-0.01	
GP-13 - 10	12/12/2025 07:45	0.00	0.00	20.80	79.20	-0.01	
GP-13 - 10	12/15/2025 07:47	0.00	0.10	20.80	79.10	0.00	Valve Adjustment:Reduced System Vac/Flare Down
GP-13 - 10	12/16/2025 08:42	0.00	0.10	20.00	79.90	-0.01	
GP-13 - 10	12/17/2025 07:49	0.00	0.20	20.20	79.60	0.00	

Chiquita Canyon Landfill - Monitoring Probes Data - 10/01/2025 to 12/31/2025

Point Name	Record Date	CH4 (% by vol)	CO2 (% by vol)	O2 (% by vol)	Bal Gas (% by vol)	Rel Press ("H2O)	Comments
GP-13 - 10	12/18/2025 08:37	0.00	0.40	20.00	79.60	-0.01	
GP-13 - 10	12/19/2025 08:23	0.00	0.10	20.80	79.10	-0.01	
GP-13 - 10	12/22/2025 08:24	0.00	0.00	21.10	78.90	-0.01	
GP-13 - 10	12/23/2025 07:56	0.20	0.10	20.60	79.10	-0.01	
GP-13 - 10	12/29/2025 07:28	0.00	0.10	20.80	79.10	-0.01	Valve Adjustment:Reduced System Vac/Flare Down
GP-13 - 10	12/30/2025 07:40	0.00	0.10	21.00	78.90	-0.01	
GP-13 - 10	12/31/2025 08:08	0.00	0.00	20.70	79.30	0.00	
GP-13 - 29	10/1/2025 08:46	0.00	6.20	14.80	79.00	-0.09	
GP-13 - 29	10/2/2025 09:25	0.00	7.30	13.00	79.70	-0.05	
GP-13 - 29	10/3/2025 09:36	0.00	7.40	13.10	79.50	-0.04	
GP-13 - 29	10/6/2025 09:39	0.00	4.70	15.80	79.50	-0.08	
GP-13 - 29	10/7/2025 09:20	0.00	4.20	16.60	79.20	-0.12	
GP-13 - 29	10/8/2025 09:12	0.00	3.60	17.60	78.80	-0.13	
GP-13 - 29	10/9/2025 09:57	0.00	3.40	17.70	78.90	-0.06	
GP-13 - 29	10/10/2025 08:46	0.00	3.50	17.30	79.20	-0.11	
GP-13 - 29	10/13/2025 08:39	0.00	3.70	18.30	78.00	-0.13	
GP-13 - 29	10/15/2025 10:12	0.00	1.90	17.50	80.60	-0.09	
GP-13 - 29	10/16/2025 08:27	0.00	4.40	17.20	78.40	-0.05	
GP-13 - 29	10/17/2025 08:48	0.00	4.70	16.80	78.50	-0.10	
GP-13 - 29	10/20/2025 14:08	0.00	4.60	16.50	78.90	-0.03	
GP-13 - 29	10/21/2025 08:43	0.00	4.40	16.70	78.90	-0.07	
GP-13 - 29	10/22/2025 07:43	0.00	5.10	16.80	78.10	-0.08	
GP-13 - 29	10/23/2025 08:50	0.00	4.90	16.60	78.50	-0.07	
GP-13 - 29	10/24/2025 08:53	0.00	5.20	16.30	78.50	-0.06	
GP-13 - 29	10/27/2025 08:41	0.00	5.80	15.80	78.40	-0.05	
GP-13 - 29	10/28/2025 08:43	0.00	5.60	16.40	78.00	-0.11	
GP-13 - 29	10/29/2025 08:39	0.00	3.40	18.20	78.40	-0.11	
GP-13 - 29	10/30/2025 08:44	0.00	3.40	17.30	79.30	-0.09	
GP-13 - 29	10/31/2025 08:32	0.00	3.30	18.70	78.00	-0.14	
GP-13 - 29	11/3/2025 08:59	0.00	2.20	18.70	79.10	-0.12	
GP-13 - 29	11/4/2025 08:33	0.00	2.10	18.70	79.20	-0.13	
GP-13 - 29	11/5/2025 08:21	0.00	2.30	19.10	78.60	-0.15	

Chiquita Canyon Landfill - Monitoring Probes Data - 10/01/2025 to 12/31/2025

Point Name	Record Date	CH4 (% by vol)	CO2 (% by vol)	O2 (% by vol)	Bal Gas (% by vol)	Rel Press ("H2O)	Comments
GP-13 - 29	11/6/2025 08:22	0.00	2.20	19.00	78.80	-0.12	
GP-13 - 29	11/7/2025 09:33	0.00	2.50	19.10	78.40	-0.09	
GP-13 - 29	11/10/2025 07:59	0.00	1.40	19.80	78.80	-0.17	
GP-13 - 29	11/11/2025 07:15	0.00	1.50	19.60	78.90	-0.15	
GP-13 - 29	11/12/2025 07:33	0.00	1.60	19.50	78.90	-0.15	
GP-13 - 29	11/13/2025 08:10	0.00	1.50	19.60	78.90	-0.17	
GP-13 - 29	11/18/2025 08:58	0.00	1.80	19.90	78.30	-0.10	Valve Adjustment:Reduced System Vac/Flare Down
GP-13 - 29	11/19/2025 08:15	0.00	1.70	19.40	78.90	-0.10	Valve Adjustment:Reduced System Vac/Flare Down
GP-13 - 29	11/20/2025 08:59	0.00	2.00	18.90	79.10	-0.10	
GP-13 - 29	11/24/2025 09:19	0.00	1.30	18.30	80.40	-0.09	Valve Adjustment:Reduced System Vac/Flare Down
GP-13 - 29	11/25/2025 08:15	0.00	1.60	19.40	79.00	-0.11	
GP-13 - 29	11/26/2025 07:40	0.00	1.40	19.40	79.20	-0.17	
GP-13 - 29	12/1/2025 07:34	0.00	2.00	19.10	78.90	-0.16	
GP-13 - 29	12/2/2025 07:50	0.00	1.90	18.70	79.40	-0.08	
GP-13 - 29	12/3/2025 07:49	0.00	2.20	19.30	78.50	-0.10	
GP-13 - 29	12/4/2025 08:41	0.00	1.00	19.80	79.20	-0.24	
GP-13 - 29	12/5/2025 08:21	0.00	1.10	18.40	80.50	-0.10	
GP-13 - 29	12/8/2025 07:43	0.00	1.40	19.60	79.00	-0.09	
GP-13 - 29	12/9/2025 07:58	0.00	1.50	19.40	79.10	-0.09	
GP-13 - 29	12/10/2025 07:41	0.00	1.40	19.60	79.00	-0.11	
GP-13 - 29	12/11/2025 08:42	0.00	1.10	19.50	79.40	-0.18	
GP-13 - 29	12/12/2025 07:47	0.00	1.00	20.00	79.00	-0.19	
GP-13 - 29	12/15/2025 07:50	0.00	1.60	19.40	79.00	-0.08	Valve Adjustment:Reduced System Vac/Flare Down
GP-13 - 29	12/16/2025 08:44	0.00	1.00	19.30	79.70	-0.14	
GP-13 - 29	12/17/2025 07:51	0.00	1.00	19.30	79.70	-0.08	
GP-13 - 29	12/18/2025 08:39	0.00	0.90	19.40	79.70	-0.18	
GP-13 - 29	12/19/2025 08:25	0.00	0.80	20.10	79.10	-0.12	
GP-13 - 29	12/22/2025 08:27	0.00	0.80	20.20	79.00	-0.14	
GP-13 - 29	12/23/2025 07:58	0.00	0.90	19.90	79.20	-0.16	
GP-13 - 29	12/29/2025 07:31	0.00	0.60	20.30	79.10	-0.16	Valve Adjustment:Reduced System Vac/Flare Down
GP-13 - 29	12/30/2025 07:43	0.00	0.60	20.30	79.10	-0.14	
GP-13 - 29	12/31/2025 08:12	0.00	0.70	19.90	79.40	-0.13	

Chiquita Canyon Landfill - Monitoring Probes Data - 10/01/2025 to 12/31/2025

Point Name	Record Date	CH4 (% by vol)	CO2 (% by vol)	O2 (% by vol)	Bal Gas (% by vol)	Rel Press ("H2O)	Comments
GP-13 - 58	10/1/2025 08:50	17.20	13.50	0.10	69.20	-0.56	
GP-13 - 58	10/2/2025 09:28	17.80	12.60	0.10	69.50	-0.46	
GP-13 - 58	10/3/2025 09:39	22.60	11.30	0.00	66.10	-0.15	
GP-13 - 58	10/6/2025 09:43	24.60	11.00	0.10	64.30	-0.29	Valve Adjustment:Reduced System Vac/Flare Down
GP-13 - 58	10/7/2025 09:23	20.60	11.40	0.00	68.00	-0.59	
GP-13 - 58	10/8/2025 09:15	9.60	13.40	0.00	77.00	-0.83	
GP-13 - 58	10/9/2025 10:02	4.40	14.40	0.00	81.20	-0.79	
GP-13 - 58	10/10/2025 08:50	7.10	13.70	0.10	79.10	-0.53	
GP-13 - 58	10/13/2025 08:42	20.10	11.20	0.00	68.70	-0.41	
GP-13 - 58	10/15/2025 10:16	0.40	11.90	0.10	87.60	-1.51	
GP-13 - 58	10/16/2025 08:31	4.60	14.30	0.10	81.00	-0.62	
GP-13 - 58	10/17/2025 08:52	8.30	12.80	0.80	78.10	-0.77	
GP-13 - 58	10/20/2025 14:11	4.40	14.10	0.30	81.20	0.15	
GP-13 - 58	10/21/2025 08:47	4.70	14.40	0.40	80.50	-0.55	
GP-13 - 58	10/22/2025 07:47	12.00	12.50	0.50	75.00	-0.54	
GP-13 - 58	10/23/2025 08:54	10.10	11.80	2.00	76.10	-0.46	
GP-13 - 58	10/24/2025 08:57	14.10	11.10	1.50	73.30	-0.35	
GP-13 - 58	10/27/2025 08:45	22.60	10.30	1.40	65.70	-0.11	
GP-13 - 58	10/28/2025 08:47	24.30	10.90	0.70	64.10	-0.81	
GP-13 - 58	10/29/2025 08:43	4.30	13.60	1.30	80.80	-0.75	
GP-13 - 58	10/30/2025 08:47	19.30	10.50	1.50	68.70	-0.27	
GP-13 - 58	10/31/2025 08:35	25.60	10.80	1.00	62.60	-0.53	
GP-13 - 58	11/3/2025 09:03	7.00	12.80	0.00	80.20	-0.73	
GP-13 - 58	11/4/2025 08:36	1.70	12.40	2.30	83.60	-0.95	
GP-13 - 58	11/5/2025 08:24	0.10	12.30	4.10	83.50	-1.42	
GP-13 - 58	11/6/2025 08:26	1.00	12.70	0.90	85.40	-0.49	
GP-13 - 58	11/7/2025 09:37	19.90	10.40	1.10	68.60	0.05	
GP-13 - 58	11/10/2025 08:04	0.20	9.40	7.90	82.50	-1.34	
GP-13 - 58	11/11/2025 07:19	0.80	12.40	0.90	85.90	-0.61	
GP-13 - 58	11/12/2025 07:37	11.10	11.40	0.40	77.10	-0.51	
GP-13 - 58	11/13/2025 08:13	13.10	11.30	0.30	75.30	-0.62	
GP-13 - 58	11/18/2025 09:04	15.50	10.60	0.00	73.90	-0.60	Valve Adjustment:Reduced System Vac/Flare Down

Chiquita Canyon Landfill - Monitoring Probes Data - 10/01/2025 to 12/31/2025

Point Name	Record Date	CH4 (% by vol)	CO2 (% by vol)	O2 (% by vol)	Bal Gas (% by vol)	Rel Press ("H2O)	Comments
GP-13 - 58	11/19/2025 08:20	0.10	11.70	4.40	83.80	-1.12	Valve Adjustment:Reduced System Vac/Flare Down
GP-13 - 58	11/20/2025 09:02	1.90	12.00	1.50	84.60	-0.60	
GP-13 - 58	11/24/2025 09:23	0.00	10.00	5.40	84.60	-1.04	Valve Adjustment:Reduced System Vac/Flare Down
GP-13 - 58	11/25/2025 08:19	0.80	11.70	1.60	85.90	-0.64	
GP-13 - 58	11/26/2025 07:43	0.10	13.80	0.60	85.50	-1.03	
GP-13 - 58	12/1/2025 07:38	11.10	10.90	0.90	77.10	-1.03	
GP-13 - 58	12/2/2025 07:54	2.10	13.40	0.50	84.00	-0.53	
GP-13 - 58	12/3/2025 07:52	18.80	10.70	1.00	69.50	-0.44	
GP-13 - 58	12/4/2025 08:44	0.10	10.50	8.30	81.10	-1.55	
GP-13 - 58	12/5/2025 08:25	0.00	11.20	3.10	85.70	-0.48	
GP-13 - 58	12/8/2025 07:47	0.00	11.80	4.40	83.80	-0.79	
GP-13 - 58	12/9/2025 08:01	3.30	12.10	1.70	82.90	-0.21	
GP-13 - 58	12/10/2025 07:45	17.20	10.90	1.40	70.50	-0.33	
GP-13 - 58	12/11/2025 08:45	18.40	10.90	0.60	70.10	-0.44	
GP-13 - 58	12/12/2025 07:51	17.20	11.00	0.40	71.40	-0.62	
GP-13 - 58	12/15/2025 07:53	0.10	12.40	2.70	84.80	-0.78	Valve Adjustment:Reduced System Vac/Flare Down
GP-13 - 58	12/16/2025 08:48	4.50	12.00	0.70	82.80	-0.58	
GP-13 - 58	12/17/2025 07:55	13.30	10.60	1.50	74.60	-0.22	
GP-13 - 58	12/18/2025 08:43	14.80	9.80	1.60	73.80	-0.63	
GP-13 - 58	12/19/2025 08:29	13.30	9.90	1.70	75.10	-0.66	
GP-13 - 58	12/22/2025 08:31	6.00	12.40	0.40	81.20	-0.40	
GP-13 - 58	12/23/2025 08:01	13.10	10.60	0.10	76.20	-0.13	
GP-13 - 58	12/29/2025 07:35	0.00	7.20	11.30	81.50	-1.17	Valve Adjustment:Reduced System Vac/Flare Down
GP-13 - 58	12/30/2025 07:46	0.00	9.60	5.20	85.20	-0.71	
GP-13 - 58	12/31/2025 08:16	6.80	10.50	0.80	81.90	-0.19	
GP-13 - 87	10/1/2025 08:54	14.50	11.00	0.40	74.10	-1.05	
GP-13 - 87	10/2/2025 09:33	14.40	10.70	0.30	74.60	-1.04	
GP-13 - 87	10/3/2025 09:43	10.70	10.40	0.30	78.60	-0.66	
GP-13 - 87	10/6/2025 09:47	6.80	10.00	0.20	83.00	-0.70	Valve Adjustment:Reduced System Vac/Flare Down
GP-13 - 87	10/7/2025 09:27	6.10	10.10	0.20	83.60	-1.08	
GP-13 - 87	10/8/2025 09:21	5.80	10.20	0.30	83.70	-1.38	
GP-13 - 87	10/9/2025 10:07	5.70	10.00	0.50	83.80	-1.25	

Chiquita Canyon Landfill - Monitoring Probes Data - 10/01/2025 to 12/31/2025

Point Name	Record Date	CH4 (% by vol)	CO2 (% by vol)	O2 (% by vol)	Bal Gas (% by vol)	Rel Press ("H2O)	Comments
GP-13 - 87	10/10/2025 08:55	5.60	9.90	0.60	83.90	-0.89	
GP-13 - 87	10/13/2025 08:48	5.30	10.40	0.30	84.00	-0.75	
GP-13 - 87	10/15/2025 10:22	10.70	9.40	0.30	79.60	-2.20	
GP-13 - 87	10/16/2025 08:37	9.60	10.60	0.50	79.30	-1.04	
GP-13 - 87	10/17/2025 08:56	8.20	10.00	1.10	80.70	-1.28	
GP-13 - 87	10/20/2025 14:15	13.20	10.40	0.60	75.80	-0.16	
GP-13 - 87	10/21/2025 08:52	12.80	10.50	0.60	76.10	-1.02	
GP-13 - 87	10/22/2025 07:52	8.20	10.40	0.70	80.70	-1.02	
GP-13 - 87	10/23/2025 09:00	12.60	9.80	2.00	75.60	-0.93	
GP-13 - 87	10/24/2025 09:02	9.70	9.70	1.70	78.90	-0.78	
GP-13 - 87	10/27/2025 08:51	10.60	10.00	1.40	78.00	-0.54	
GP-13 - 87	10/28/2025 08:51	10.00	10.20	0.70	79.10	-1.45	
GP-13 - 87	10/29/2025 08:48	16.20	10.20	1.30	72.30	-1.27	
GP-13 - 87	10/30/2025 08:52	6.60	9.30	1.50	82.60	-0.57	
GP-13 - 87	10/31/2025 08:40	5.90	9.80	1.10	83.20	-0.99	
GP-13 - 87	11/3/2025 09:08	5.20	9.60	0.00	85.20	-1.19	
GP-13 - 87	11/4/2025 08:41	4.80	9.00	2.30	83.90	-1.45	
GP-13 - 87	11/5/2025 08:29	14.50	10.10	1.00	74.40	-2.03	
GP-13 - 87	11/6/2025 08:30	8.30	9.60	1.10	81.00	-0.82	
GP-13 - 87	11/7/2025 09:42	5.10	9.10	1.40	84.40	-0.10	
GP-13 - 87	11/10/2025 08:08	8.80	9.30	1.60	80.30	-1.92	
GP-13 - 87	11/11/2025 07:23	5.10	9.50	1.20	84.20	-0.95	
GP-13 - 87	11/12/2025 07:41	4.70	9.60	0.80	84.90	-0.92	
GP-13 - 87	11/13/2025 08:18	4.50	9.60	0.60	85.30	-0.98	
GP-13 - 87	11/18/2025 09:11	3.90	9.60	0.00	86.50	-1.06	Valve Adjustment:Reduced System Vac/Flare Down
GP-13 - 87	11/19/2025 08:25	8.40	9.10	2.10	80.40	-1.69	
GP-13 - 87	11/20/2025 09:07	7.60	9.50	1.50	81.40	-1.01	
GP-13 - 87	11/24/2025 09:27	9.70	9.50	1.20	79.60	-1.59	Valve Adjustment:Reduced System Vac/Flare Down
GP-13 - 87	11/25/2025 08:23	6.90	9.40	1.40	82.30	-1.14	
GP-13 - 87	11/26/2025 07:49	7.60	9.80	0.70	81.90	-1.49	
GP-13 - 87	12/1/2025 07:42	4.00	9.70	0.70	85.60	-1.51	
GP-13 - 87	12/2/2025 07:58	6.40	9.90	0.40	83.30	-1.01	

Chiquita Canyon Landfill - Monitoring Probes Data - 10/01/2025 to 12/31/2025

Point Name	Record Date	CH4 (% by vol)	CO2 (% by vol)	O2 (% by vol)	Bal Gas (% by vol)	Rel Press ("H2O)	Comments
GP-13 - 87	12/3/2025 07:57	4.10	9.70	0.90	85.30	-0.80	
GP-13 - 87	12/4/2025 08:49	10.30	9.00	1.80	78.90	-2.16	
GP-13 - 87	12/5/2025 08:29	5.70	9.10	1.70	83.50	-0.80	
GP-13 - 87	12/8/2025 07:51	10.40	9.30	1.90	78.40	-1.27	
GP-13 - 87	12/9/2025 08:05	5.20	9.20	1.50	84.10	-0.51	
GP-13 - 87	12/10/2025 07:49	4.10	9.30	1.20	85.40	-0.64	
GP-13 - 87	12/11/2025 08:50	3.90	9.60	0.50	86.00	-0.79	
GP-13 - 87	12/12/2025 07:55	4.00	9.70	0.40	85.90	-0.96	
GP-13 - 87	12/15/2025 07:58	10.00	9.80	0.50	79.70	-1.37	Valve Adjustment:Reduced System Vac/Flare Down
GP-13 - 87	12/16/2025 08:53	4.40	9.30	0.70	85.60	-0.90	
GP-13 - 87	12/17/2025 07:59	3.80	9.10	1.40	85.70	-0.55	
GP-13 - 87	12/18/2025 08:47	3.60	9.00	1.50	85.90	-0.95	
GP-13 - 87	12/19/2025 08:34	3.50	9.00	1.60	85.90	-0.92	
GP-13 - 87	12/22/2025 08:35	3.50	9.60	0.50	86.40	-0.72	
GP-13 - 87	12/23/2025 08:06	3.60	9.70	0.20	86.50	-0.29	
GP-13 - 87	12/29/2025 07:40	6.50	9.30	1.70	82.50	-1.78	Valve Adjustment:Reduced System Vac/Flare Down
GP-13 - 87	12/30/2025 07:51	4.00	9.10	1.00	85.90	-1.05	
GP-13 - 87	12/31/2025 08:20	3.50	9.30	0.90	86.30	-0.37	
GP-13 - 173	10/1/2025 09:05	0.20	0.80	15.60	83.40	-0.76	
GP-13 - 173	10/2/2025 09:46	0.00	0.70	16.10	83.20	-0.63	
GP-13 - 173	10/3/2025 09:54	2.30	3.30	5.70	88.70	-0.17	
GP-13 - 173	10/6/2025 09:55	13.60	3.60	3.30	79.50	0.72	Valve Adjustment:Reduced System Vac/Flare Down
GP-13 - 173	10/7/2025 09:35	10.80	3.20	4.90	81.10	0.15	
GP-13 - 173	10/8/2025 09:31	8.40	2.80	5.70	83.10	-0.34	
GP-13 - 173	10/9/2025 10:17	8.10	2.90	4.70	84.30	-0.54	
GP-13 - 173	10/10/2025 09:03	9.70	3.00	5.60	81.70	-0.18	
GP-13 - 173	10/13/2025 08:57	12.10	3.60	3.40	80.90	0.79	
GP-13 - 173	10/15/2025 10:31	0.00	0.10	20.30	79.60	-1.99	
GP-13 - 173	10/16/2025 08:48	0.20	0.40	18.20	81.20	-1.03	
GP-13 - 173	10/17/2025 09:06	0.10	0.40	17.60	81.90	-0.98	
GP-13 - 173	10/20/2025 14:25	0.00	0.10	19.80	80.10	-0.34	
GP-13 - 173	10/21/2025 09:03	0.00	0.10	19.80	80.10	-0.90	

Chiquita Canyon Landfill - Monitoring Probes Data - 10/01/2025 to 12/31/2025

Point Name	Record Date	CH4 (% by vol)	CO2 (% by vol)	O2 (% by vol)	Bal Gas (% by vol)	Rel Press ("H2O)	Comments
GP-13 - 173	10/22/2025 08:03	0.50	1.20	12.00	86.30	-0.70	
GP-13 - 173	10/23/2025 09:10	0.40	1.00	14.60	84.00	-0.65	
GP-13 - 173	10/24/2025 09:14	4.40	2.70	5.60	87.30	-0.40	
GP-13 - 173	10/27/2025 09:01	10.70	3.40	4.20	81.70	0.10	
GP-13 - 173	10/28/2025 09:02	10.70	2.90	7.40	79.00	-0.62	
GP-13 - 173	10/29/2025 09:03	0.70	0.50	17.30	81.50	-1.03	
GP-13 - 173	10/30/2025 09:02	5.30	3.00	6.20	85.50	0.06	
GP-13 - 173	10/31/2025 08:48	11.20	3.10	6.60	79.10	0.07	
GP-13 - 173	11/3/2025 09:25	0.30	1.10	14.60	84.00	-0.57	
GP-13 - 173	11/4/2025 08:55	0.20	0.70	16.50	82.60	-0.89	
GP-13 - 173	11/5/2025 08:49	0.10	0.40	18.10	81.40	-1.76	
GP-13 - 173	11/6/2025 08:44	0.10	0.30	18.90	80.70	-0.76	
GP-13 - 173	11/7/2025 09:50	12.70	3.20	4.20	79.90	0.78	
GP-13 - 173	11/10/2025 08:23	0.20	0.20	18.90	80.70	-1.49	
GP-13 - 173	11/11/2025 07:32	0.10	0.50	17.20	82.20	-0.50	
GP-13 - 173	11/12/2025 07:50	7.50	2.50	5.10	84.90	-0.04	
GP-13 - 173	11/13/2025 08:27	10.70	2.90	5.60	80.80	0.05	
GP-13 - 173	11/18/2025 09:29	11.50	3.20	3.70	81.60	0.05	Valve Adjustment:Reduced System Vac/Flare Down
GP-13 - 173	11/19/2025 08:34	0.00	0.00	21.40	78.60	-1.17	Valve Adjustment:Reduced System Vac/Flare Down
GP-13 - 173	11/20/2025 09:16	0.20	0.50	17.10	82.20	-0.62	
GP-13 - 173	11/24/2025 09:37	0.00	0.00	20.20	79.80	-1.46	Valve Adjustment:Reduced System Vac/Flare Down
GP-13 - 173	11/25/2025 08:31	0.00	0.00	21.30	78.70	-0.82	
GP-13 - 173	11/26/2025 07:55	0.00	0.00	20.80	79.20	-1.19	
GP-13 - 173	12/1/2025 07:51	9.20	2.50	9.40	78.90	-0.54	
GP-13 - 173	12/2/2025 08:06	0.10	0.20	19.40	80.30	-0.47	
GP-13 - 173	12/3/2025 08:05	10.00	3.50	5.80	80.70	0.16	
GP-13 - 173	12/4/2025 09:00	0.00	0.00	21.00	79.00	-1.84	
GP-13 - 173	12/5/2025 08:36	0.00	0.00	20.10	79.90	-0.54	
GP-13 - 173	12/8/2025 07:57	0.00	0.00	21.10	78.90	-1.02	
GP-13 - 173	12/9/2025 08:12	0.00	0.00	20.60	79.40	-0.17	
GP-13 - 173	12/10/2025 07:55	0.00	0.00	20.80	79.20	0.10	
GP-13 - 173	12/11/2025 08:56	0.10	0.00	20.10	79.80	0.17	

Chiquita Canyon Landfill - Monitoring Probes Data - 10/01/2025 to 12/31/2025

Point Name	Record Date	CH4 (% by vol)	CO2 (% by vol)	O2 (% by vol)	Bal Gas (% by vol)	Rel Press ("H2O)	Comments
GP-13 - 173	12/12/2025 08:01	0.00	0.00	20.90	79.10	0.12	
GP-13 - 173	12/15/2025 08:03	0.00	0.00	21.10	78.90	-1.04	Valve Adjustment:Reduced System Vac/Flare Down
GP-13 - 173	12/16/2025 08:59	0.00	0.00	20.40	79.60	-0.42	
GP-13 - 173	12/17/2025 08:05	0.00	0.00	20.50	79.50	0.13	
GP-13 - 173	12/18/2025 08:53	0.00	0.00	20.50	79.50	0.16	
GP-13 - 173	12/19/2025 08:40	0.00	0.00	20.70	79.30	-0.08	
GP-13 - 173	12/22/2025 08:41	0.00	0.00	20.80	79.20	-0.06	
GP-13 - 173	12/23/2025 08:13	13.10	4.10	2.70	80.10	0.96	
GP-13 - 173	12/29/2025 07:46	0.00	0.00	21.50	78.50	-1.78	Valve Adjustment:Reduced System Vac/Flare Down
GP-13 - 173	12/30/2025 07:56	0.00	0.00	21.30	78.70	-0.83	
GP-13 - 173	12/31/2025 08:27	0.30	0.60	14.50	84.60	0.10	
GP-14 - 10	10/3/2025 10:28	0.00	0.00	20.90	79.10	-0.05	
GP-14 - 10	10/10/2025 09:56	0.00	0.00	20.90	79.10	-0.05	
GP-14 - 10	10/17/2025 09:18	0.00	0.10	20.80	79.10	-0.03	
GP-14 - 10	10/24/2025 07:48	0.00	0.00	21.40	78.60	-0.02	
GP-14 - 10	10/31/2025 09:33	0.00	0.00	20.60	79.40	-0.05	
GP-14 - 10	11/4/2025 09:46	0.00	0.00	20.40	79.60	-0.04	
GP-14 - 10	11/10/2025 13:34	0.00	0.00	20.90	79.10	-0.04	
GP-14 - 10	11/18/2025 10:09	2.80	1.10	21.90	74.20	-0.02	Valve Adjustment:Reduced System Vac/Flare Down
GP-14 - 10	11/24/2025 07:10	0.00	0.00	21.40	78.60	-0.04	Valve Adjustment:Reduced System Vac/Flare Down
GP-14 - 10	12/1/2025 08:32	0.00	0.00	20.80	79.20	-0.06	
GP-14 - 10	12/9/2025 09:15	0.00	0.10	20.10	79.80	-0.06	
GP-14 - 10	12/18/2025 08:09	0.00	0.00	20.80	79.20	-0.13	
GP-14 - 10	12/22/2025 08:52	0.00	0.00	20.70	79.30	-0.10	
GP-14 - 10	12/29/2025 08:01	0.00	0.00	20.80	79.20	-0.06	Valve Adjustment:Reduced System Vac/Flare Down
GP-14 - 23	10/3/2025 10:29	0.00	0.00	20.90	79.10	-0.21	
GP-14 - 23	10/10/2025 09:58	0.00	0.00	20.90	79.10	-0.21	
GP-14 - 23	10/17/2025 09:20	0.00	0.00	20.70	79.30	-0.11	
GP-14 - 23	10/24/2025 07:50	0.00	0.00	20.90	79.10	-0.08	
GP-14 - 23	10/31/2025 09:35	0.00	0.00	20.60	79.40	-0.20	
GP-14 - 23	11/4/2025 09:48	0.00	0.00	20.40	79.60	-0.16	
GP-14 - 23	11/10/2025 13:36	0.00	0.00	20.80	79.20	-0.17	

Chiquita Canyon Landfill - Monitoring Probes Data - 10/01/2025 to 12/31/2025

Point Name	Record Date	CH4 (% by vol)	CO2 (% by vol)	O2 (% by vol)	Bal Gas (% by vol)	Rel Press ("H2O)	Comments
GP-14 - 23	11/18/2025 10:13	0.00	0.00	22.10	77.90	-0.07	Valve Adjustment:Reduced System Vac/Flare Down
GP-14 - 23	11/24/2025 07:13	0.00	0.00	20.80	79.20	-0.11	Valve Adjustment:Reduced System Vac/Flare Down
GP-14 - 23	12/1/2025 08:33	0.00	0.00	20.80	79.20	-0.19	
GP-14 - 23	12/9/2025 09:17	0.00	0.00	20.20	79.80	-0.16	
GP-14 - 23	12/18/2025 08:11	0.00	0.00	20.80	79.20	-0.40	
GP-14 - 23	12/22/2025 08:54	0.00	0.00	20.70	79.30	-0.31	
GP-14 - 23	12/29/2025 08:04	0.00	0.00	20.70	79.30	-0.16	Valve Adjustment:Reduced System Vac/Flare Down
GP-14 - 44	10/3/2025 10:32	0.00	1.40	18.70	79.90	-0.20	
GP-14 - 44	10/10/2025 10:01	0.00	1.40	19.00	79.60	-0.20	
GP-14 - 44	10/17/2025 09:23	0.00	1.40	19.00	79.60	-0.12	
GP-14 - 44	10/24/2025 07:53	0.00	1.40	18.70	79.90	-0.09	
GP-14 - 44	10/31/2025 09:38	0.00	1.50	18.00	80.50	-0.22	
GP-14 - 44	11/4/2025 09:51	0.00	1.40	18.40	80.20	-0.16	
GP-14 - 44	11/10/2025 13:39	0.00	1.30	18.90	79.80	-0.13	
GP-14 - 44	11/18/2025 10:17	0.00	1.30	20.00	78.70	-0.07	Valve Adjustment:Reduced System Vac/Flare Down
GP-14 - 44	11/24/2025 07:16	0.00	1.40	19.20	79.40	-0.14	Valve Adjustment:Reduced System Vac/Flare Down
GP-14 - 44	12/1/2025 08:36	0.00	1.60	18.90	79.50	-0.23	
GP-14 - 44	12/9/2025 09:20	0.00	1.30	17.90	80.80	-0.17	
GP-14 - 44	12/18/2025 08:13	0.00	1.30	18.60	80.10	-0.42	
GP-14 - 44	12/22/2025 08:57	0.00	1.30	18.60	80.10	-0.32	
GP-14 - 44	12/29/2025 08:06	0.00	1.30	18.90	79.80	-0.18	Valve Adjustment:Reduced System Vac/Flare Down
GP-14 - 67	10/3/2025 10:36	0.00	3.50	11.30	85.20	-0.33	
GP-14 - 67	10/10/2025 10:04	0.00	2.80	13.50	83.70	-0.41	
GP-14 - 67	10/17/2025 09:27	0.00	3.20	13.90	82.90	-0.47	
GP-14 - 67	10/24/2025 07:56	0.00	4.40	10.60	85.00	-0.26	
GP-14 - 67	10/31/2025 09:41	0.00	3.70	13.00	83.30	-0.64	
GP-14 - 67	11/4/2025 09:54	0.00	2.60	14.90	82.50	-0.47	
GP-14 - 67	11/10/2025 13:43	0.00	2.40	15.40	82.20	-0.01	
GP-14 - 67	11/18/2025 10:23	0.00	4.80	10.70	84.50	-0.28	Valve Adjustment:Reduced System Vac/Flare Down
GP-14 - 67	11/24/2025 07:19	0.00	2.80	14.50	82.70	-0.47	Valve Adjustment:Reduced System Vac/Flare Down
GP-14 - 67	12/1/2025 08:40	0.00	4.40	13.40	82.20	-0.72	
GP-14 - 67	12/9/2025 09:24	0.00	4.30	10.00	85.70	-0.30	

Chiquita Canyon Landfill - Monitoring Probes Data - 10/01/2025 to 12/31/2025

Point Name	Record Date	CH4 (% by vol)	CO2 (% by vol)	O2 (% by vol)	Bal Gas (% by vol)	Rel Press ("H2O)	Comments
GP-14 - 67	12/18/2025 08:17	0.00	3.10	12.80	84.10	-0.83	
GP-14 - 67	12/22/2025 09:01	0.00	2.90	12.80	84.30	-0.58	
GP-14 - 67	12/29/2025 08:10	0.00	2.70	14.30	83.00	-0.51	Valve Adjustment:Reduced System Vac/Flare Down
GP-14 - 134	10/3/2025 10:43	0.00	9.40	1.40	89.20	-2.36	
GP-14 - 134	10/10/2025 10:12	0.00	10.00	0.70	89.30	-3.43	
GP-14 - 134	10/17/2025 09:34	0.00	8.00	5.40	86.60	-2.34	
GP-14 - 134	10/24/2025 08:03	0.00	7.30	7.20	85.50	-1.41	
GP-14 - 134	10/31/2025 09:48	0.00	8.30	4.00	87.70	-3.14	
GP-14 - 134	11/4/2025 10:03	0.00	8.70	3.50	87.80	-3.09	
GP-14 - 134	11/10/2025 13:50	0.00	8.70	4.00	87.30	-2.69	
GP-14 - 134	11/18/2025 10:33	0.00	8.80	4.90	86.30	-1.29	Valve Adjustment:Reduced System Vac/Flare Down
GP-14 - 134	11/24/2025 07:28	0.00	7.90	6.60	85.50	-2.19	Valve Adjustment:Reduced System Vac/Flare Down
GP-14 - 134	12/1/2025 08:46	0.00	7.90	5.90	86.20	-2.72	
GP-14 - 134	12/9/2025 09:31	0.00	7.30	6.20	86.50	-1.85	
GP-14 - 134	12/18/2025 08:24	0.00	7.90	5.70	86.40	-4.31	
GP-14 - 134	12/22/2025 09:07	0.00	9.50	3.30	87.20	-3.83	
GP-14 - 134	12/29/2025 08:17	0.00	8.10	8.60	83.30	-2.19	Valve Adjustment:Reduced System Vac/Flare Down
GP-15 - 10	10/1/2025 09:19	3.30	25.00	6.40	65.30	-0.03	
GP-15 - 10	10/2/2025 08:44	23.00	62.10	0.10	14.80	-0.03	
GP-15 - 10	10/3/2025 09:03	27.30	64.70	0.00	8.00	-0.04	
GP-15 - 10	10/6/2025 09:01	3.00	18.20	9.70	69.10	-0.09	
GP-15 - 10	10/7/2025 09:45	1.20	10.90	13.80	74.10	-0.11	
GP-15 - 10	10/8/2025 08:30	0.30	5.70	17.20	76.80	-0.22	
GP-15 - 10	10/9/2025 10:28	8.10	34.10	5.00	52.80	0.10	
GP-15 - 10	10/10/2025 09:14	1.30	9.30	14.40	75.00	-0.14	
GP-15 - 10	10/13/2025 07:58	0.90	7.10	17.20	74.80	-0.19	
GP-15 - 10	10/15/2025 10:38	0.40	1.10	13.10	85.40	-0.03	
GP-15 - 10	10/16/2025 08:54	19.30	53.80	0.10	26.80	-0.03	
GP-15 - 10	10/17/2025 08:14	7.10	33.30	6.50	53.10	-0.08	
GP-15 - 10	10/20/2025 08:10	4.80	26.10	8.80	60.30	-0.10	
GP-15 - 10	10/21/2025 08:06	16.80	50.80	0.50	31.90	-0.03	
GP-15 - 10	10/22/2025 07:10	22.40	57.00	0.60	20.00	-0.04	

Chiquita Canyon Landfill - Monitoring Probes Data - 10/01/2025 to 12/31/2025

Point Name	Record Date	CH4 (% by vol)	CO2 (% by vol)	O2 (% by vol)	Bal Gas (% by vol)	Rel Press ("H2O)	Comments
GP-15 - 10	10/23/2025 09:19	11.60	43.40	2.60	42.40	-0.05	
GP-15 - 10	10/24/2025 08:10	22.30	54.60	1.30	21.80	-0.06	
GP-15 - 10	10/27/2025 07:58	25.10	60.50	1.30	13.10	0.04	
GP-15 - 10	10/28/2025 08:02	9.00	40.40	5.90	44.70	-0.10	
GP-15 - 10	10/29/2025 08:00	0.70	7.40	16.60	75.30	-0.18	
GP-15 - 10	10/30/2025 09:15	1.60	9.50	14.50	74.40	-0.15	
GP-15 - 10	10/31/2025 07:56	0.50	5.70	17.80	76.00	-0.20	
GP-15 - 10	11/3/2025 09:31	0.30	4.10	17.50	78.10	-0.17	
GP-15 - 10	11/4/2025 09:06	0.20	3.60	18.00	78.20	-0.18	
GP-15 - 10	11/5/2025 08:56	0.20	3.40	18.20	78.20	-0.21	
GP-15 - 10	11/6/2025 08:50	0.10	0.90	18.60	80.40	-0.20	
GP-15 - 10	11/7/2025 08:51	0.60	4.30	17.10	78.00	-0.16	
GP-15 - 10	11/10/2025 07:17	0.00	0.60	20.10	79.30	-0.32	
GP-15 - 10	11/11/2025 06:47	0.10	1.00	19.80	79.10	-0.28	
GP-15 - 10	11/12/2025 06:58	0.00	0.50	20.20	79.30	-0.30	
GP-15 - 10	11/13/2025 07:38	0.00	0.80	20.00	79.20	-0.30	
GP-15 - 10	11/18/2025 09:36	0.00	0.00	22.20	77.80	-0.14	Valve Adjustment:Reduced System Vac/Flare Down
GP-15 - 10	11/19/2025 10:20	0.60	8.10	14.50	76.80	-0.04	
GP-15 - 10	11/20/2025 07:33	0.30	3.20	18.00	78.50	-0.13	
GP-15 - 10	11/24/2025 07:34	0.00	2.40	18.30	79.30	-0.17	Valve Adjustment:Reduced System Vac/Flare Down
GP-15 - 10	11/25/2025 08:53	0.10	1.60	18.70	79.60	-0.19	
GP-15 - 10	11/26/2025 07:10	0.10	0.80	20.00	79.10	-0.25	
GP-15 - 10	12/1/2025 07:06	0.10	0.70	19.90	79.30	-0.23	
GP-15 - 10	12/2/2025 07:21	0.40	3.40	17.10	79.10	-0.10	
GP-15 - 10	12/3/2025 07:09	1.20	5.50	18.20	75.10	-0.21	
GP-15 - 10	12/4/2025 08:13	0.00	0.20	20.20	79.60	-0.50	
GP-15 - 10	12/5/2025 07:15	0.20	2.70	17.60	79.50	-0.13	
GP-15 - 10	12/8/2025 07:13	0.10	1.50	19.50	78.90	-0.20	
GP-15 - 10	12/9/2025 07:13	0.10	1.80	18.90	79.20	-0.16	
GP-15 - 10	12/10/2025 07:17	0.10	1.30	19.80	78.80	-0.23	
GP-15 - 10	12/11/2025 08:12	0.10	0.20	20.60	79.10	-0.42	
GP-15 - 10	12/12/2025 07:22	0.00	0.50	20.60	78.90	-0.45	

Chiquita Canyon Landfill - Monitoring Probes Data - 10/01/2025 to 12/31/2025

Point Name	Record Date	CH4 (% by vol)	CO2 (% by vol)	O2 (% by vol)	Bal Gas (% by vol)	Rel Press ("H2O)	Comments
GP-15 - 10	12/15/2025 07:24	0.10	1.80	19.20	78.90	-0.16	
GP-15 - 10	12/16/2025 07:27	0.10	0.50	20.30	79.10	-0.33	
GP-15 - 10	12/17/2025 08:21	0.10	1.40	18.60	79.90	-0.21	
GP-15 - 10	12/18/2025 07:46	0.00	0.20	20.90	78.90	0.01	
GP-15 - 10	12/19/2025 07:55	0.00	0.80	19.60	79.60	-0.30	
GP-15 - 10	12/22/2025 07:59	0.00	0.80	19.90	79.30	-0.33	
GP-15 - 10	12/23/2025 07:31	0.00	0.20	21.00	78.80	-0.37	
GP-15 - 10	12/29/2025 08:34	0.00	0.10	20.20	79.70	-0.40	Valve Adjustment:Reduced System Vac/Flare Down
GP-15 - 10	12/30/2025 08:18	0.00	0.20	20.20	79.60	-0.43	
GP-15 - 10	12/31/2025 07:32	0.00	0.10	20.80	79.10	-0.29	
GP-15 - 40	10/1/2025 09:21	23.80	66.30	0.10	9.80	-0.07	
GP-15 - 40	10/2/2025 08:47	27.90	68.00	0.00	4.10	-0.06	
GP-15 - 40	10/3/2025 09:06	28.10	67.70	0.00	4.20	-0.08	
GP-15 - 40	10/6/2025 09:04	22.10	61.10	0.20	16.60	-0.18	Valve Adjustment:Reduced System Vac/Flare Down
GP-15 - 40	10/7/2025 09:48	18.50	54.30	2.10	25.10	-0.22	
GP-15 - 40	10/8/2025 08:34	15.20	46.20	4.70	33.90	-0.36	
GP-15 - 40	10/9/2025 10:32	20.40	58.40	0.60	20.60	0.07	
GP-15 - 40	10/10/2025 09:17	17.50	52.30	2.60	27.60	-0.25	
GP-15 - 40	10/13/2025 08:01	16.30	48.10	4.10	31.50	-0.32	
GP-15 - 40	10/15/2025 10:43	21.00	60.00	0.30	18.70	-0.09	
GP-15 - 40	10/16/2025 08:56	25.40	65.70	0.00	8.90	-0.06	
GP-15 - 40	10/17/2025 08:17	25.50	63.60	0.60	10.30	-0.14	
GP-15 - 40	10/20/2025 08:13	25.50	64.20	0.20	10.10	-0.18	
GP-15 - 40	10/21/2025 08:09	25.70	64.50	0.30	9.50	-0.08	
GP-15 - 40	10/22/2025 07:13	26.70	66.10	0.40	6.80	-0.10	
GP-15 - 40	10/23/2025 09:22	25.20	63.50	1.30	10.00	-0.09	
GP-15 - 40	10/24/2025 08:13	26.10	64.30	1.20	8.40	-0.10	
GP-15 - 40	10/27/2025 08:01	26.60	65.50	1.10	6.80	0.02	
GP-15 - 40	10/28/2025 08:05	27.60	66.10	0.40	5.90	-0.15	
GP-15 - 40	10/29/2025 08:03	17.50	48.80	4.00	29.70	-0.30	
GP-15 - 40	10/30/2025 09:18	18.50	51.90	2.40	27.20	-0.25	
GP-15 - 40	10/31/2025 07:59	15.20	43.90	5.70	35.20	-0.33	

Chiquita Canyon Landfill - Monitoring Probes Data - 10/01/2025 to 12/31/2025

Point Name	Record Date	CH4 (% by vol)	CO2 (% by vol)	O2 (% by vol)	Bal Gas (% by vol)	Rel Press ("H2O)	Comments
GP-15 - 40	11/3/2025 09:38	13.50	38.40	6.70	41.40	-0.30	
GP-15 - 40	11/4/2025 09:10	11.30	35.20	8.20	45.30	-0.30	
GP-15 - 40	11/5/2025 08:59	10.00	33.70	8.40	47.90	-0.32	
GP-15 - 40	11/6/2025 08:53	11.20	36.40	7.60	44.80	-0.32	
GP-15 - 40	11/7/2025 08:54	12.90	40.40	6.10	40.60	-0.27	
GP-15 - 40	11/10/2025 07:20	6.30	22.10	12.50	59.10	-0.47	
GP-15 - 40	11/11/2025 06:50	8.40	28.50	10.40	52.70	-0.41	
GP-15 - 40	11/12/2025 07:01	8.00	27.70	10.70	53.60	-0.43	
GP-15 - 40	11/13/2025 07:41	6.70	24.40	11.80	57.10	-0.44	
GP-15 - 40	11/18/2025 09:40	13.30	42.80	4.50	39.40	-0.22	Valve Adjustment:Reduced System Vac/Flare Down
GP-15 - 40	11/19/2025 10:23	12.90	38.40	5.50	43.20	-0.11	Valve Adjustment:Reduced System Vac/Flare Down
GP-15 - 40	11/20/2025 07:36	12.30	40.50	5.30	41.90	-0.22	
GP-15 - 40	11/24/2025 07:37	9.30	33.50	7.30	49.90	-0.26	Valve Adjustment:Reduced System Vac/Flare Down
GP-15 - 40	11/25/2025 08:56	9.50	32.30	8.10	50.10	-0.30	
GP-15 - 40	11/26/2025 07:13	6.50	24.40	11.50	57.60	-0.36	
GP-15 - 40	12/1/2025 07:08	8.80	29.50	9.90	51.80	-0.36	
GP-15 - 40	12/2/2025 07:24	16.10	45.30	2.90	35.70	-0.16	
GP-15 - 40	12/3/2025 07:11	13.70	41.60	4.90	39.80	-0.31	
GP-15 - 40	12/4/2025 08:16	3.60	11.70	15.70	69.00	-0.71	
GP-15 - 40	12/5/2025 07:18	12.00	37.70	6.20	44.10	-0.20	
GP-15 - 40	12/8/2025 07:15	8.20	27.10	10.10	54.60	-0.30	
GP-15 - 40	12/9/2025 07:16	10.40	33.80	7.60	48.20	-0.25	
GP-15 - 40	12/10/2025 07:20	8.20	27.40	10.40	54.00	-0.36	
GP-15 - 40	12/11/2025 08:15	4.60	14.70	14.70	66.00	-0.60	
GP-15 - 40	12/12/2025 07:24	4.00	13.10	15.60	67.30	-0.61	
GP-15 - 40	12/15/2025 07:26	9.60	32.40	7.90	50.10	-0.23	Valve Adjustment:Reduced System Vac/Flare Down
GP-15 - 40	12/16/2025 07:30	5.00	17.40	13.80	63.80	-0.44	
GP-15 - 40	12/17/2025 08:24	8.40	26.50	9.40	55.70	-0.30	
GP-15 - 40	12/18/2025 07:49	3.90	13.40	15.40	67.30	-0.60	
GP-15 - 40	12/19/2025 07:59	4.00	12.90	14.90	68.20	-0.41	
GP-15 - 40	12/22/2025 08:02	4.20	14.30	14.30	67.20	-0.46	
GP-15 - 40	12/23/2025 07:35	4.60	16.80	13.50	65.10	-0.51	

Chiquita Canyon Landfill - Monitoring Probes Data - 10/01/2025 to 12/31/2025

Point Name	Record Date	CH4 (% by vol)	CO2 (% by vol)	O2 (% by vol)	Bal Gas (% by vol)	Rel Press ("H2O)	Comments
GP-15 - 40	12/29/2025 08:37	2.80	10.40	15.40	71.40	-0.58	Valve Adjustment:Reduced System Vac/Flare Down
GP-15 - 40	12/30/2025 08:21	2.80	10.40	15.70	71.10	-0.58	
GP-15 - 40	12/31/2025 07:35	4.60	17.40	13.30	64.70	-0.41	
GP-15 - 60	10/1/2025 09:25	22.70	60.60	0.00	16.70	-0.67	
GP-15 - 60	10/2/2025 08:51	22.80	59.70	0.00	17.50	-0.64	
GP-15 - 60	10/3/2025 09:09	22.90	58.60	0.00	18.50	-0.72	
GP-15 - 60	10/6/2025 09:08	23.30	54.60	0.00	22.10	-1.20	
GP-15 - 60	10/7/2025 09:52	23.00	55.70	0.00	21.30	-1.54	
GP-15 - 60	10/8/2025 08:38	22.80	54.30	0.30	22.60	-1.92	
GP-15 - 60	10/9/2025 10:36	22.80	53.60	0.00	23.60	-0.21	
GP-15 - 60	10/10/2025 09:23	23.00	53.20	0.00	23.80	-1.56	
GP-15 - 60	10/13/2025 08:05	22.90	50.10	0.50	26.50	-1.86	
GP-15 - 60	10/15/2025 10:48	22.60	50.20	0.00	27.20	-0.82	
GP-15 - 60	10/16/2025 08:59	22.90	49.20	0.00	27.90	-0.61	
GP-15 - 60	10/17/2025 08:21	22.10	47.60	1.00	29.30	-0.88	
GP-15 - 60	10/20/2025 08:18	22.30	47.90	0.80	29.00	-0.91	
GP-15 - 60	10/21/2025 08:13	22.80	48.60	0.50	28.10	-0.59	
GP-15 - 60	10/22/2025 07:18	22.60	49.20	0.60	27.60	-0.55	
GP-15 - 60	10/23/2025 09:27	21.30	46.30	1.70	30.70	-0.68	
GP-15 - 60	10/24/2025 08:18	20.90	45.70	2.10	31.30	-0.64	
GP-15 - 60	10/27/2025 08:06	21.40	46.10	1.70	30.80	-0.38	
GP-15 - 60	10/28/2025 08:09	22.70	49.20	0.60	27.50	-0.80	
GP-15 - 60	10/29/2025 08:07	21.80	46.80	1.50	29.90	-1.58	
GP-15 - 60	10/30/2025 09:23	23.50	49.30	0.00	27.20	-1.58	
GP-15 - 60	10/31/2025 08:04	22.70	46.80	1.00	29.50	-1.87	
GP-15 - 60	11/3/2025 09:45	23.50	48.70	0.00	27.80	-1.98	
GP-15 - 60	11/4/2025 09:14	21.50	45.60	1.20	31.70	-1.95	
GP-15 - 60	11/5/2025 09:05	20.90	44.90	1.60	32.60	-1.58	
GP-15 - 60	11/6/2025 08:58	20.40	42.90	1.90	34.80	-2.00	
GP-15 - 60	11/7/2025 08:58	20.90	43.90	1.50	33.70	-1.87	
GP-15 - 60	11/10/2025 07:25	19.40	41.50	2.50	36.60	-2.71	
GP-15 - 60	11/11/2025 06:54	20.50	42.70	1.50	35.30	-2.57	

Chiquita Canyon Landfill - Monitoring Probes Data - 10/01/2025 to 12/31/2025

Point Name	Record Date	CH4 (% by vol)	CO2 (% by vol)	O2 (% by vol)	Bal Gas (% by vol)	Rel Press ("H2O)	Comments
GP-15 - 60	11/12/2025 07:06	20.60	42.50	1.40	35.50	-2.59	
GP-15 - 60	11/13/2025 07:45	21.20	44.40	0.50	33.90	-2.81	
GP-15 - 60	11/18/2025 09:45	21.00	45.50	0.00	33.50	-1.45	Valve Adjustment:Reduced System Vac/Flare Down
GP-15 - 60	11/19/2025 10:27	18.80	41.60	1.20	38.40	-0.88	Valve Adjustment:Reduced System Vac/Flare Down
GP-15 - 60	11/20/2025 07:40	17.30	38.80	3.10	40.80	-1.46	
GP-15 - 60	11/24/2025 07:42	17.20	40.60	2.30	39.90	-1.34	Valve Adjustment:Reduced System Vac/Flare Down
GP-15 - 60	11/25/2025 09:00	18.20	42.00	1.20	38.60	-1.76	
GP-15 - 60	11/26/2025 07:17	15.80	38.00	3.70	42.50	-1.95	
GP-15 - 60	12/1/2025 07:13	16.10	38.90	2.90	42.10	-1.87	
GP-15 - 60	12/2/2025 07:28	16.50	39.90	2.30	41.30	-1.15	
GP-15 - 60	12/3/2025 07:16	15.50	37.50	3.70	43.30	-1.60	
GP-15 - 60	12/4/2025 08:20	15.50	37.80	2.70	44.00	-3.78	
GP-15 - 60	12/5/2025 07:22	14.70	37.40	3.70	44.20	-1.35	
GP-15 - 60	12/8/2025 07:20	14.90	38.40	3.00	43.70	-1.76	
GP-15 - 60	12/9/2025 07:20	14.80	38.40	3.10	43.70	-1.59	
GP-15 - 60	12/10/2025 07:24	14.80	38.40	2.90	43.90	-2.02	
GP-15 - 60	12/11/2025 08:20	14.30	37.10	3.10	45.50	-3.66	
GP-15 - 60	12/12/2025 07:28	14.10	37.50	3.60	44.80	-3.71	
GP-15 - 60	12/15/2025 07:31	13.90	38.90	2.40	44.80	-1.44	Valve Adjustment:Reduced System Vac/Flare Down
GP-15 - 60	12/16/2025 07:34	13.60	38.80	3.30	44.30	-2.45	
GP-15 - 60	12/17/2025 08:29	14.00	39.80	1.90	44.30	-1.71	
GP-15 - 60	12/18/2025 07:54	13.10	37.80	3.50	45.60	-3.38	
GP-15 - 60	12/19/2025 08:06	12.80	37.90	3.10	46.20	-2.53	
GP-15 - 60	12/22/2025 08:07	11.40	36.20	4.20	48.20	-2.96	
GP-15 - 60	12/23/2025 07:39	13.30	40.70	1.50	44.50	-3.19	
GP-15 - 60	12/29/2025 08:42	11.20	39.10	1.60	48.10	-2.78	Valve Adjustment:Reduced System Vac/Flare Down
GP-15 - 60	12/30/2025 08:26	11.30	39.20	1.60	47.90	-3.14	
GP-15 - 60	12/31/2025 07:40	11.80	40.60	1.20	46.40	-2.55	
GP-15 - 90	10/1/2025 09:31	3.10	23.50	7.20	66.20	0.00	
GP-15 - 90	10/2/2025 08:57	15.60	54.00	1.60	28.80	0.02	
GP-15 - 90	10/3/2025 09:15	24.10	61.50	0.50	13.90	0.03	
GP-15 - 90	10/6/2025 09:14	1.10	9.40	14.30	75.20	-0.06	Valve Adjustment:Reduced System Vac/Flare Down

Chiquita Canyon Landfill - Monitoring Probes Data - 10/01/2025 to 12/31/2025

Point Name	Record Date	CH4 (% by vol)	CO2 (% by vol)	O2 (% by vol)	Bal Gas (% by vol)	Rel Press ("H2O)	Comments
GP-15 - 90	10/7/2025 10:00	0.00	4.00	17.60	78.40	-0.09	
GP-15 - 90	10/8/2025 08:46	0.00	2.00	19.40	78.60	-0.23	
GP-15 - 90	10/9/2025 10:42	6.10	32.00	4.80	57.10	0.13	
GP-15 - 90	10/10/2025 09:29	0.30	4.50	17.60	77.60	-0.08	
GP-15 - 90	10/13/2025 08:12	0.10	2.90	19.90	77.10	-0.20	
GP-15 - 90	10/15/2025 10:57	0.10	2.20	19.70	78.00	-0.05	
GP-15 - 90	10/16/2025 09:05	16.80	50.50	0.40	32.30	0.03	
GP-15 - 90	10/17/2025 08:27	1.10	14.20	14.00	70.70	-0.08	
GP-15 - 90	10/20/2025 08:23	1.00	11.80	15.30	71.90	-0.09	
GP-15 - 90	10/21/2025 08:19	14.10	45.10	1.00	39.80	0.01	
GP-15 - 90	10/22/2025 07:24	18.70	53.20	1.40	26.70	0.01	
GP-15 - 90	10/23/2025 09:34	4.10	28.50	8.30	59.10	-0.01	
GP-15 - 90	10/24/2025 08:24	16.60	48.10	3.20	32.10	-0.01	
GP-15 - 90	10/27/2025 08:12	23.70	55.60	2.50	18.20	0.07	
GP-15 - 90	10/28/2025 08:15	1.20	17.20	14.10	67.50	-0.09	
GP-15 - 90	10/29/2025 08:15	0.00	2.50	19.50	78.00	-0.19	
GP-15 - 90	10/30/2025 09:29	0.40	4.50	17.30	77.80	-0.11	
GP-15 - 90	10/31/2025 08:09	0.00	2.10	20.00	77.90	-0.19	
GP-15 - 90	11/3/2025 09:51	0.00	1.30	19.30	79.40	-0.16	
GP-15 - 90	11/4/2025 09:21	0.00	1.20	19.60	79.20	-0.20	
GP-15 - 90	11/5/2025 09:10	0.00	1.00	19.70	79.30	-0.24	
GP-15 - 90	11/6/2025 09:04	0.00	0.90	19.90	79.20	-0.17	
GP-15 - 90	11/7/2025 09:04	0.10	1.80	19.60	78.50	-0.12	
GP-15 - 90	11/10/2025 07:31	0.00	0.50	20.90	78.60	-0.38	
GP-15 - 90	11/11/2025 06:59	0.00	0.60	20.70	78.70	-0.29	
GP-15 - 90	11/12/2025 07:11	0.00	0.60	20.80	78.60	-0.27	
GP-15 - 90	11/13/2025 07:51	0.00	0.50	21.00	78.50	-0.28	
GP-15 - 90	11/18/2025 09:52	0.00	1.20	21.10	77.70	-0.13	Valve Adjustment:Reduced System Vac/Flare Down
GP-15 - 90	11/19/2025 10:33	0.00	2.60	17.90	79.50	-0.04	Valve Adjustment:Reduced System Vac/Flare Down
GP-15 - 90	11/20/2025 07:46	0.00	1.50	20.20	78.30	-0.12	
GP-15 - 90	11/24/2025 07:48	0.00	0.50	20.30	79.20	-0.17	Valve Adjustment:Reduced System Vac/Flare Down
GP-15 - 90	11/25/2025 09:05	0.00	0.10	20.40	79.50	-0.18	

Chiquita Canyon Landfill - Monitoring Probes Data - 10/01/2025 to 12/31/2025

Point Name	Record Date	CH4 (% by vol)	CO2 (% by vol)	O2 (% by vol)	Bal Gas (% by vol)	Rel Press ("H2O)	Comments
GP-15 - 90	11/26/2025 07:23	0.00	0.30	21.20	78.50	-0.24	
GP-15 - 90	12/1/2025 07:18	0.00	0.70	20.90	78.40	-0.26	
GP-15 - 90	12/2/2025 07:33	0.00	1.80	19.70	78.50	-0.06	
GP-15 - 90	12/3/2025 07:21	0.40	2.30	20.30	77.00	-0.17	
GP-15 - 90	12/4/2025 08:25	0.00	0.10	20.40	79.50	-0.58	
GP-15 - 90	12/5/2025 07:27	0.00	0.10	20.50	79.40	-0.12	
GP-15 - 90	12/8/2025 07:25	0.00	0.10	21.20	78.70	-0.52	
GP-15 - 90	12/9/2025 07:25	0.00	0.10	21.10	78.80	0.03	
GP-15 - 90	12/10/2025 07:28	0.00	0.20	21.40	78.40	-0.27	
GP-15 - 90	12/11/2025 08:24	0.00	0.10	21.00	78.90	-0.92	
GP-15 - 90	12/12/2025 07:33	0.00	0.20	21.10	78.70	-1.07	
GP-15 - 90	12/15/2025 07:35	0.00	0.00	21.50	78.50	-0.21	Valve Adjustment:Reduced System Vac/Flare Down
GP-15 - 90	12/16/2025 07:38	0.00	0.00	21.40	78.60	-0.53	
GP-15 - 90	12/17/2025 08:33	0.00	0.10	20.20	79.70	-0.22	
GP-15 - 90	12/18/2025 07:58	0.00	0.10	21.40	78.50	-0.79	
GP-15 - 90	12/19/2025 08:09	0.00	0.10	20.90	79.00	-0.78	
GP-15 - 90	12/22/2025 08:11	0.00	0.10	21.00	78.90	-0.57	
GP-15 - 90	12/23/2025 07:43	0.00	0.10	20.90	79.00	-0.46	
GP-15 - 90	12/29/2025 08:46	0.00	0.10	20.30	79.60	-0.45	Valve Adjustment:Reduced System Vac/Flare Down
GP-15 - 90	12/30/2025 08:31	0.00	0.00	20.60	79.40	-0.49	
GP-15 - 90	12/31/2025 07:44	0.00	0.00	21.30	78.70	-0.28	
GP-15 - 115	10/1/2025 09:42	33.60	38.00	5.80	22.60	-0.03	
GP-15 - 115	10/2/2025 09:08	35.60	38.90	5.00	20.50	-0.23	
GP-15 - 115	10/3/2025 09:25	36.10	39.30	4.80	19.80	-0.10	
GP-15 - 115	10/6/2025 09:26	35.20	37.30	5.20	22.30	-0.35	Valve Adjustment:Reduced System Vac/Flare Down
GP-15 - 115	10/7/2025 10:12	33.40	37.20	5.80	23.60	-0.30	
GP-15 - 115	10/8/2025 09:00	32.30	36.10	6.40	25.20	-0.63	
GP-15 - 115	10/9/2025 10:54	37.00	39.90	4.30	18.80	0.00	
GP-15 - 115	10/10/2025 09:41	34.20	37.20	5.60	23.00	-0.45	
GP-15 - 115	10/13/2025 08:24	33.10	35.80	6.60	24.50	-0.63	
GP-15 - 115	10/15/2025 11:02	0.00	0.10	20.10	79.80	-0.96	
GP-15 - 115	10/16/2025 09:13	32.90	35.20	6.10	25.80	-0.26	

Chiquita Canyon Landfill - Monitoring Probes Data - 10/01/2025 to 12/31/2025

Point Name	Record Date	CH4 (% by vol)	CO2 (% by vol)	O2 (% by vol)	Bal Gas (% by vol)	Rel Press ("H2O)	Comments
GP-15 - 115	10/17/2025 08:38	33.70	35.90	6.20	24.20	-0.42	
GP-15 - 115	10/20/2025 08:34	32.60	37.00	6.20	24.20	-0.59	
GP-15 - 115	10/21/2025 08:30	33.40	36.10	6.20	24.30	-0.20	
GP-15 - 115	10/22/2025 07:34	34.50	38.40	5.70	21.40	-0.18	
GP-15 - 115	10/23/2025 09:45	32.00	36.30	6.30	25.40	-0.19	
GP-15 - 115	10/24/2025 08:35	30.90	34.30	7.10	27.70	-0.08	
GP-15 - 115	10/27/2025 08:24	32.60	36.40	6.10	24.90	0.31	
GP-15 - 115	10/28/2025 08:26	30.60	35.40	7.10	26.90	-0.52	
GP-15 - 115	10/29/2025 08:27	28.20	33.60	8.10	30.10	-0.60	
GP-15 - 115	10/30/2025 09:41	32.70	36.80	5.90	24.60	-0.18	
GP-15 - 115	10/31/2025 08:20	30.30	34.50	7.50	27.70	-0.83	
GP-15 - 115	11/3/2025 09:59	26.10	33.10	7.90	32.90	-1.10	
GP-15 - 115	11/4/2025 09:33	24.00	29.50	9.10	37.40	-0.87	
GP-15 - 115	11/5/2025 09:23	21.20	26.90	10.10	41.80	-1.18	
GP-15 - 115	11/6/2025 09:14	23.60	32.10	7.90	36.40	-0.65	
GP-15 - 115	11/7/2025 09:14	29.80	36.00	6.60	27.60	-0.29	
GP-15 - 115	11/10/2025 07:42	0.00	0.00	21.40	78.60	-1.39	
GP-15 - 115	11/11/2025 07:07	0.00	0.00	21.40	78.60	-0.99	
GP-15 - 115	11/12/2025 07:19	0.00	0.00	21.50	78.50	-0.89	
GP-15 - 115	11/13/2025 07:59	0.00	0.00	21.60	78.40	-1.07	
GP-15 - 115	11/18/2025 10:01	27.00	33.30	7.70	32.00	-0.65	Valve Adjustment:Reduced System Vac/Flare Down
GP-15 - 115	11/19/2025 10:41	0.00	0.10	20.30	79.60	-0.70	Valve Adjustment:Reduced System Vac/Flare Down
GP-15 - 115	11/20/2025 07:56	25.60	32.20	8.00	34.20	-0.47	
GP-15 - 115	11/24/2025 07:54	0.00	0.00	21.00	79.00	-0.98	Valve Adjustment:Reduced System Vac/Flare Down
GP-15 - 115	11/25/2025 09:10	0.00	0.00	20.60	79.40	-1.29	
GP-15 - 115	11/26/2025 07:30	0.00	0.00	21.10	78.90	-0.89	
GP-15 - 115	12/1/2025 07:24	0.00	0.00	21.80	78.20	-0.87	
GP-15 - 115	12/2/2025 07:38	0.00	0.10	21.30	78.60	-0.71	
GP-15 - 115	12/3/2025 07:31	28.40	35.20	7.60	28.80	-0.81	
GP-15 - 115	12/4/2025 08:31	0.00	0.00	20.90	79.10	-2.10	
GP-15 - 115	12/5/2025 07:32	0.00	0.00	20.60	79.40	-0.73	
GP-15 - 115	12/8/2025 07:29	0.00	0.00	21.40	78.60	-1.42	

Chiquita Canyon Landfill - Monitoring Probes Data - 10/01/2025 to 12/31/2025

Point Name	Record Date	CH4 (% by vol)	CO2 (% by vol)	O2 (% by vol)	Bal Gas (% by vol)	Rel Press ("H2O)	Comments
GP-15 - 115	12/9/2025 07:30	0.00	0.00	21.10	78.90	-0.80	
GP-15 - 115	12/10/2025 07:34	0.00	0.00	21.10	78.90	-1.36	
GP-15 - 115	12/11/2025 08:29	0.00	0.00	21.00	79.00	-2.04	
GP-15 - 115	12/12/2025 07:39	0.00	0.00	21.10	78.90	-1.65	
GP-15 - 115	12/15/2025 07:40	0.00	0.00	21.00	79.00	-1.03	Valve Adjustment:Reduced System Vac/Flare Down
GP-15 - 115	12/16/2025 07:43	0.00	0.00	21.10	78.90	-1.62	
GP-15 - 115	12/17/2025 08:37	0.00	0.00	20.30	79.70	-1.74	
GP-15 - 115	12/18/2025 08:03	0.00	0.00	21.00	79.00	-1.79	
GP-15 - 115	12/19/2025 08:14	0.00	0.00	21.10	78.90	-2.01	
GP-15 - 115	12/22/2025 08:15	0.00	0.00	21.30	78.70	-2.06	
GP-15 - 115	12/23/2025 07:47	0.00	0.00	21.10	78.90	-1.80	
GP-15 - 115	12/29/2025 08:51	0.00	0.00	20.60	79.40	-1.92	Valve Adjustment:Reduced System Vac/Flare Down
GP-15 - 115	12/30/2025 08:36	0.00	0.00	20.90	79.10	-1.81	
GP-15 - 115	12/31/2025 07:50	0.00	0.00	21.00	79.00	-0.91	
GP-16 - 10	10/2/2025 14:01	0.00	0.90	20.70	78.40	-0.01	
GP-16 - 10	11/4/2025 10:18	0.00	0.50	19.90	79.60	0.01	
GP-16 - 10	12/5/2025 13:07	0.00	0.80	18.40	80.80	0.02	
GP-16 - 85	10/2/2025 14:04	0.00	4.20	12.00	83.80	0.35	
GP-16 - 85	11/4/2025 10:21	0.00	4.10	11.70	84.20	-0.04	
GP-16 - 85	12/5/2025 13:10	0.00	4.20	11.70	84.10	0.42	
GP-16 - 154	10/2/2025 14:09	0.00	0.00	15.10	84.90	0.13	
GP-16 - 154	11/4/2025 10:27	0.00	0.00	14.90	85.10	-1.08	
GP-16 - 154	12/5/2025 13:16	0.00	0.00	14.70	85.30	0.32	
GP-16 - 210	10/2/2025 14:18	0.00	0.00	20.70	79.30	0.27	
GP-16 - 210	11/4/2025 10:33	0.00	0.00	19.70	80.30	-0.94	
GP-16 - 210	12/5/2025 13:21	0.00	0.00	19.40	80.60	0.56	
GP-16 - 255	10/2/2025 14:34	0.00	0.00	21.50	78.50	0.33	
GP-16 - 255	11/4/2025 10:43	0.00	0.00	21.30	78.70	-0.81	
GP-16 - 255	12/5/2025 13:28	0.00	0.00	21.00	79.00	0.35	
GP-17 - 10	10/23/2025 13:41	0.00	0.30	20.60	79.10	0.01	
GP-17 - 10	11/7/2025 10:08	0.00	0.30	20.90	78.80	0.01	
GP-17 - 10	12/9/2025 09:42	0.00	0.60	18.90	80.50	0.00	

Chiquita Canyon Landfill - Monitoring Probes Data - 10/01/2025 to 12/31/2025

Point Name	Record Date	CH4 (% by vol)	CO2 (% by vol)	O2 (% by vol)	Bal Gas (% by vol)	Rel Press ("H2O)	Comments
GP-17 - 55	10/23/2025 13:44	0.00	0.30	18.30	81.40	0.38	
GP-17 - 55	11/7/2025 10:11	0.00	0.30	18.30	81.40	0.24	
GP-17 - 55	12/9/2025 09:44	0.00	0.40	17.20	82.40	-0.14	
GP-17 - 105	10/23/2025 13:50	0.00	0.10	18.30	81.60	0.35	
GP-17 - 105	11/7/2025 10:15	0.00	0.10	18.20	81.70	0.53	
GP-17 - 105	12/9/2025 09:49	0.00	0.10	17.30	82.60	-0.12	
GP-17 - 149	10/23/2025 13:56	0.00	0.00	17.70	82.30	-0.02	
GP-17 - 149	11/7/2025 10:20	0.00	0.00	17.50	82.50	0.75	
GP-17 - 149	12/9/2025 09:53	0.00	0.00	16.80	83.20	-0.42	
GP-17 - 235	10/23/2025 14:07	0.00	0.00	19.10	80.90	-0.09	
GP-17 - 235	11/7/2025 10:27	0.00	0.00	18.60	81.40	1.13	
GP-17 - 235	12/9/2025 10:01	0.00	0.00	19.00	81.00	-0.48	
GP-18 - 10	10/23/2025 11:04	0.00	0.70	20.30	79.00	0.01	
GP-18 - 10	11/7/2025 10:45	0.00	0.20	20.50	79.30	0.03	
GP-18 - 10	12/9/2025 10:11	0.00	0.10	19.60	80.30	0.01	
GP-18 - 38	10/23/2025 11:07	0.00	0.30	20.00	79.70	0.02	
GP-18 - 38	11/7/2025 10:48	0.00	0.30	20.20	79.50	0.34	
GP-18 - 38	12/9/2025 10:14	0.00	0.30	19.40	80.30	0.00	
GP-18 - 58	10/23/2025 11:10	0.00	0.40	19.60	80.00	-0.10	
GP-18 - 58	11/7/2025 10:52	0.00	0.10	19.80	80.10	1.09	
GP-18 - 58	12/9/2025 10:17	0.00	0.30	19.00	80.70	-0.01	
GP-18 - 86	10/23/2025 11:14	0.00	0.10	19.70	80.20	-0.35	
GP-18 - 86	11/7/2025 10:57	0.00	0.10	16.60	83.30	0.71	
GP-18 - 86	12/9/2025 10:21	0.00	0.10	19.00	80.90	-0.07	
GP-18 - 115	10/23/2025 11:21	0.00	0.10	15.90	84.00	-1.09	
GP-18 - 115	12/9/2025 10:26	0.00	0.00	16.70	83.30	-0.71	
GP-19 - 10	10/1/2025 10:15	0.00	1.90	19.50	78.60	-0.01	
GP-19 - 10	10/2/2025 10:22	0.00	2.30	18.80	78.90	0.01	
GP-19 - 10	10/3/2025 11:06	0.00	2.80	18.80	78.40	0.01	
GP-19 - 10	10/6/2025 10:29	0.00	1.90	18.90	79.20	0.01	Valve Adjustment:Reduced System Vac/Flare Down
GP-19 - 10	10/7/2025 08:19	0.00	2.60	19.20	78.20	0.00	
GP-19 - 10	10/15/2025 08:42	0.00	7.00	18.30	74.70	0.00	

Chiquita Canyon Landfill - Monitoring Probes Data - 10/01/2025 to 12/31/2025

Point Name	Record Date	CH4 (% by vol)	CO2 (% by vol)	O2 (% by vol)	Bal Gas (% by vol)	Rel Press ("H2O)	Comments
GP-19 - 10	10/23/2025 14:35	0.00	3.30	18.20	78.50	0.02	
GP-19 - 10	10/31/2025 10:12	0.00	2.40	18.20	79.40	0.00	
GP-19 - 10	11/3/2025 10:38	0.00	1.50	18.80	79.70		
GP-19 - 10	11/10/2025 09:43	0.00	1.50	19.30	79.20	0.01	
GP-19 - 10	11/18/2025 07:30	0.00	2.90	16.70	80.40	0.00	Valve Adjustment:Reduced System Vac/Flare Down
GP-19 - 10	11/24/2025 10:13	0.00	2.00	17.20	80.80	0.00	Valve Adjustment:Reduced System Vac/Flare Down
GP-19 - 10	12/1/2025 10:02	0.00	3.40	17.20	79.40	0.00	
GP-19 - 10	12/9/2025 12:58	0.00	7.90	7.40	84.70	0.01	
GP-19 - 10	12/18/2025 10:05	0.00	8.70	7.90	83.40	0.01	
GP-19 - 10	12/22/2025 09:41	0.00	8.60	7.70	83.70	0.00	
GP-19 - 10	12/29/2025 09:25	0.00	4.90	14.00	81.10	0.00	Valve Adjustment:Reduced System Vac/Flare Down
GP-19 - 84	10/1/2025 10:18	0.00	12.50	4.10	83.40	-0.11	
GP-19 - 84	10/2/2025 10:26	0.00	12.30	4.10	83.60	-0.12	
GP-19 - 84	10/3/2025 11:10	0.00	12.00	4.30	83.70	-0.03	
GP-19 - 84	10/6/2025 10:33	0.00	11.90	4.30	83.80	-0.10	Valve Adjustment:Reduced System Vac/Flare Down
GP-19 - 84	10/7/2025 08:23	0.00	12.70	4.40	82.90	-0.28	
GP-19 - 84	10/15/2025 08:47	0.00	12.30	4.60	83.10	-0.43	
GP-19 - 84	10/23/2025 14:39	0.00	11.00	6.70	82.30	0.22	
GP-19 - 84	10/31/2025 10:15	0.00	11.10	6.40	82.50	-0.20	
GP-19 - 84	11/3/2025 10:45	0.00	10.90	6.50	82.60	-0.01	
GP-19 - 84	11/10/2025 09:47	0.00	10.80	7.70	81.50	-0.12	
GP-19 - 84	11/18/2025 07:35	0.00	11.20	7.30	81.50	-0.22	Valve Adjustment:Reduced System Vac/Flare Down
GP-19 - 84	11/24/2025 10:16	0.00	11.00	6.80	82.20	-0.03	Valve Adjustment:Reduced System Vac/Flare Down
GP-19 - 84	12/1/2025 10:05	0.00	11.10	6.50	82.40	-0.33	
GP-19 - 84	12/9/2025 13:01	0.00	11.10	7.10	81.80	0.32	
GP-19 - 84	12/18/2025 10:09	0.00	11.00	6.40	82.60	0.00	
GP-19 - 84	12/22/2025 09:44	0.00	11.20	6.20	82.60	-0.14	
GP-19 - 84	12/29/2025 09:29	0.00	11.90	5.70	82.40	-0.34	Valve Adjustment:Reduced System Vac/Flare Down
GP-19 - 116	10/1/2025 10:23	0.00	9.80	5.20	85.00	-0.16	
GP-19 - 116	10/2/2025 10:30	0.00	9.60	5.00	85.40	-0.16	
GP-19 - 116	10/3/2025 11:14	0.00	9.60	5.20	85.20	-0.02	
GP-19 - 116	10/6/2025 10:37	0.00	10.20	5.20	84.60	-0.14	Valve Adjustment:Reduced System Vac/Flare Down

Chiquita Canyon Landfill - Monitoring Probes Data - 10/01/2025 to 12/31/2025

Point Name	Record Date	CH4 (% by vol)	CO2 (% by vol)	O2 (% by vol)	Bal Gas (% by vol)	Rel Press ("H2O)	Comments
GP-19 - 116	10/7/2025 08:28	0.00	10.30	5.20	84.50	-0.36	
GP-19 - 116	10/15/2025 08:54	0.00	9.10	5.70	85.20	-0.65	
GP-19 - 116	10/23/2025 14:42	0.00	9.20	6.90	83.90	0.30	
GP-19 - 116	10/31/2025 10:20	0.00	9.70	6.20	84.10	-0.27	
GP-19 - 116	11/3/2025 10:53	0.00	8.70	6.40	84.90	-0.01	
GP-19 - 116	11/10/2025 09:52	0.00	8.50	7.60	83.90	-0.21	
GP-19 - 116	11/18/2025 07:40	0.00	10.90	7.20	81.90	-0.29	Valve Adjustment:Reduced System Vac/Flare Down
GP-19 - 116	11/24/2025 10:21	0.00	9.20	6.60	84.20	-0.06	Valve Adjustment:Reduced System Vac/Flare Down
GP-19 - 116	12/1/2025 10:09	0.00	9.70	6.30	84.00	-0.48	
GP-19 - 116	12/9/2025 13:05	0.00	10.80	6.90	82.30	0.48	
GP-19 - 116	12/18/2025 10:13	0.00	10.90	6.40	82.70	-0.07	
GP-19 - 116	12/22/2025 09:49	0.00	10.10	6.10	83.80	-0.15	
GP-19 - 116	12/29/2025 09:34	0.00	9.60	6.30	84.10	-0.47	Valve Adjustment:Reduced System Vac/Flare Down
GP-1R - 26	10/27/2025 10:48	0.00	10.70	8.20	81.10	-0.03	
GP-1R - 26	11/19/2025 12:56	0.00	11.30	8.00	80.70	0.26	Valve Adjustment:Reduced System Vac/Flare Down
GP-1R - 26	12/12/2025 09:38	0.00	11.00	7.60	81.40	-0.02	
GP-1R - 38	10/27/2025 10:50	0.00	10.80	7.70	81.50	0.09	
GP-1R - 38	11/19/2025 12:59	0.00	11.30	7.40	81.30	0.25	Valve Adjustment:Reduced System Vac/Flare Down
GP-1R - 38	12/12/2025 09:40	0.00	11.10	7.50	81.40	-0.01	
GP-1R - 47	10/27/2025 10:53	0.00	10.80	8.00	81.20	0.09	
GP-1R - 47	11/19/2025 13:01	0.00	11.40	7.60	81.00	0.27	Valve Adjustment:Reduced System Vac/Flare Down
GP-1R - 47	12/12/2025 09:42	0.00	5.90	13.00	81.10	0.01	
GP-20 - 60	10/3/2025 13:42	0.00	13.90	4.60	81.50	0.15	
GP-20 - 60	10/6/2025 10:47	0.70	14.20	2.30	82.80	0.01	Valve Adjustment:Reduced System Vac/Flare Down
GP-20 - 60	10/7/2025 10:41	3.00	18.60	0.20	78.20	-0.01	
GP-20 - 60	10/8/2025 09:52	2.30	20.20	0.90	76.60	-0.04	
GP-20 - 60	10/9/2025 09:15	1.30	18.60	2.70	77.40	-0.09	
GP-20 - 60	10/10/2025 10:35	0.10	17.70	0.80	81.40	0.04	
GP-20 - 60	10/13/2025 10:03	0.40	14.30	3.80	81.50	-0.06	
GP-20 - 60	10/14/2025 09:05	0.30	15.50	3.60	80.60	-0.11	
GP-20 - 60	10/16/2025 10:15	0.30	13.50	6.10	80.10	-0.01	
GP-20 - 60	10/17/2025 10:32	0.20	13.90	5.90	80.00	-0.06	

Chiquita Canyon Landfill - Monitoring Probes Data - 10/01/2025 to 12/31/2025

Point Name	Record Date	CH4 (% by vol)	CO2 (% by vol)	O2 (% by vol)	Bal Gas (% by vol)	Rel Press ("H2O)	Comments
GP-20 - 60	10/20/2025 10:44	0.20	13.50	7.10	79.20	-0.05	
GP-20 - 60	10/21/2025 10:13	0.10	13.40	6.50	80.00	-0.01	
GP-20 - 60	10/22/2025 09:15	0.20	14.90	5.40	79.50	-0.11	
GP-20 - 60	10/23/2025 10:27	0.20	14.60	5.10	80.10	-0.03	
GP-20 - 60	10/24/2025 10:38	0.20	15.70	3.30	80.80	-0.02	
GP-20 - 60	10/27/2025 11:14	0.00	15.50	2.70	81.80	0.03	
GP-20 - 60	10/28/2025 10:17	0.40	15.80	5.10	78.70	-0.20	
GP-20 - 60	10/29/2025 09:56	0.40	13.90	6.90	78.80	-0.07	
GP-20 - 60	10/30/2025 10:09	0.20	14.10	4.60	81.10	0.01	
GP-20 - 60	10/31/2025 10:32	0.20	16.00	2.60	81.20	-0.03	
GP-20 - 60	11/4/2025 11:04	0.20	14.60	4.80	80.40	0.00	
GP-20 - 60	11/5/2025 06:26	0.30	13.40	9.10	77.20	-0.12	
GP-20 - 60	11/6/2025 09:46	0.10	13.00	5.20	81.70	0.02	
GP-20 - 60	11/7/2025 13:02	0.00	11.40	6.40	82.20	0.18	
GP-20 - 60	11/10/2025 10:15	0.10	12.00	7.80	80.10	-0.04	
GP-20 - 60	11/11/2025 08:44	0.20	13.30	6.50	80.00	-0.06	
GP-20 - 60	11/12/2025 09:07	0.10	14.20	4.50	81.20	-0.05	
GP-20 - 60	11/13/2025 09:49	0.10	15.50	3.40	81.00	-0.04	
GP-20 - 60	11/14/2025 08:09	0.00	9.50	11.50	79.00	-0.05	
GP-20 - 60	11/17/2025 08:16	0.10	14.90	4.10	80.90	-0.01	
GP-20 - 60	11/19/2025 08:54	0.40	14.50	6.50	78.60	-0.10	Valve Adjustment:Reduced System Vac/Flare Down
GP-20 - 60	11/20/2025 09:47	0.40	15.40	4.70	79.50	-0.06	
GP-20 - 60	11/21/2025 10:22	0.20	13.90	6.00	79.90	-0.11	
GP-20 - 60	11/24/2025 12:07	0.00	13.30	5.90	80.80	0.03	Valve Adjustment:Reduced System Vac/Flare Down
GP-20 - 60	11/25/2025 09:29	0.10	12.10	8.40	79.40	-0.08	
GP-20 - 60	11/26/2025 09:04	0.10	12.50	8.60	78.80	-0.10	
GP-20 - 60	12/1/2025 10:17	0.10	13.30	7.30	79.30	-0.15	
GP-20 - 60	12/2/2025 09:40	0.10	13.50	7.10	79.30	-0.06	
GP-20 - 60	12/3/2025 08:59	0.10	12.80	6.60	80.50	-0.11	
GP-20 - 60	12/4/2025 09:33	0.00	11.20	10.50	78.30	-0.16	
GP-20 - 60	12/5/2025 09:14	0.00	11.80	7.60	80.60	-0.02	
GP-20 - 60	12/8/2025 08:52	0.00	11.10	9.90	79.00	-0.10	

Chiquita Canyon Landfill - Monitoring Probes Data - 10/01/2025 to 12/31/2025

Point Name	Record Date	CH4 (% by vol)	CO2 (% by vol)	O2 (% by vol)	Bal Gas (% by vol)	Rel Press ("H2O)	Comments
GP-20 - 60	12/9/2025 13:14	0.00	10.70	8.20	81.10	0.08	
GP-20 - 60	12/10/2025 08:41	0.00	12.20	6.60	81.20	-0.06	
GP-20 - 60	12/11/2025 09:19	0.00	13.60	4.90	81.50	-0.02	
GP-20 - 60	12/12/2025 09:13	0.00	13.90	4.60	81.50	-0.07	
GP-20 - 60	12/15/2025 09:16	0.20	14.20	6.30	79.30	-0.10	Valve Adjustment:Reduced System Vac/Flare Down
GP-20 - 60	12/16/2025 09:17	0.10	15.50	3.80	80.60	-0.04	
GP-20 - 60	12/17/2025 09:07	0.10	13.70	5.10	81.10	-0.03	
GP-20 - 60	12/18/2025 10:22	0.00	11.80	6.50	81.70	-0.01	
GP-20 - 60	12/19/2025 09:27	0.10	15.20	4.40	80.30	-0.08	
GP-20 - 60	12/22/2025 10:03	0.10	15.60	3.60	80.70	-0.02	
GP-20 - 60	12/23/2025 09:11	0.00	9.60	11.40	79.00	-0.01	
GP-20 - 60	12/26/2025 08:07	0.10	12.60	7.80	79.50	-0.06	
GP-20 - 60	12/29/2025 09:47	0.00	9.90	11.10	79.00	-0.16	Valve Adjustment:Reduced System Vac/Flare Down
GP-20 - 60	12/30/2025 09:07	0.00	10.20	10.20	79.60	-0.17	
GP-20 - 60	12/31/2025 09:14	0.00	8.50	12.10	79.40	-0.04	
GP-20 - 105	10/3/2025 13:46	0.00	17.90	2.90	79.20	0.10	
GP-20 - 105	10/6/2025 10:53	0.70	14.10	2.40	82.80	0.01	Valve Adjustment:Reduced System Vac/Flare Down
GP-20 - 105	10/7/2025 10:46	3.30	19.00	0.30	77.40	-0.01	
GP-20 - 105	10/8/2025 09:56	2.10	19.50	1.30	77.10	-0.07	
GP-20 - 105	10/9/2025 09:21	0.10	16.20	5.00	78.70	-0.21	
GP-20 - 105	10/10/2025 10:41	0.00	19.60	0.00	80.40	0.02	
GP-20 - 105	10/13/2025 10:08	0.40	14.20	3.90	81.50	-0.06	
GP-20 - 105	10/14/2025 09:10	0.20	15.70	3.50	80.60	-0.14	
GP-20 - 105	10/16/2025 10:21	0.30	12.80	6.90	80.00	-0.01	
GP-20 - 105	10/17/2025 10:37	0.20	12.50	7.70	79.60	-0.08	
GP-20 - 105	10/20/2025 10:49	0.10	11.70	9.20	79.00	-0.06	
GP-20 - 105	10/21/2025 10:17	0.10	12.90	7.30	79.70	-0.02	
GP-20 - 105	10/22/2025 09:20	0.10	13.80	6.50	79.60	-0.11	
GP-20 - 105	10/23/2025 10:31	0.20	14.10	5.90	79.80	-0.04	
GP-20 - 105	10/24/2025 10:42	0.20	15.30	3.50	81.00	-0.02	
GP-20 - 105	10/27/2025 11:17	0.00	15.70	2.70	81.60	0.04	
GP-20 - 105	10/28/2025 10:22	0.10	14.10	7.10	78.70	-0.12	

Chiquita Canyon Landfill - Monitoring Probes Data - 10/01/2025 to 12/31/2025

Point Name	Record Date	CH4 (% by vol)	CO2 (% by vol)	O2 (% by vol)	Bal Gas (% by vol)	Rel Press ("H2O)	Comments
GP-20 - 105	10/29/2025 09:59	0.20	12.00	8.80	79.00	-0.07	
GP-20 - 105	10/30/2025 10:14	0.20	14.10	4.70	81.00	0.00	
GP-20 - 105	10/31/2025 10:36	0.20	15.70	3.00	81.10	-0.03	
GP-20 - 105	11/4/2025 11:09	0.20	14.30	5.80	79.70	-0.01	
GP-20 - 105	11/5/2025 06:31	0.10	10.80	12.00	77.10	-0.15	
GP-20 - 105	11/6/2025 09:50	0.10	13.20	5.30	81.40	0.02	
GP-20 - 105	11/7/2025 13:06	0.00	10.60	10.60	78.80	0.20	
GP-20 - 105	11/10/2025 10:19	0.10	10.00	10.50	79.40	-0.05	
GP-20 - 105	11/11/2025 08:49	0.10	12.40	7.30	80.20	-0.06	
GP-20 - 105	11/12/2025 09:11	0.10	13.60	5.00	81.30	-0.05	
GP-20 - 105	11/13/2025 09:53	0.10	14.80	3.70	81.40	-0.04	
GP-20 - 105	11/14/2025 08:12	0.00	9.70	11.40	78.90	-0.03	
GP-20 - 105	11/17/2025 08:20	0.10	14.60	4.60	80.70	-0.01	
GP-20 - 105	11/19/2025 08:59	0.20	12.60	8.80	78.40	-0.13	Valve Adjustment:Reduced System Vac/Flare Down
GP-20 - 105	11/20/2025 09:52	0.20	14.30	5.40	80.10	-0.07	
GP-20 - 105	11/21/2025 10:26	0.10	13.50	6.80	79.60	-0.10	
GP-20 - 105	11/24/2025 12:11	0.00	13.40	5.90	80.70	0.02	Valve Adjustment:Reduced System Vac/Flare Down
GP-20 - 105	11/25/2025 09:36	0.10	10.50	10.00	79.40	-0.08	
GP-20 - 105	11/26/2025 09:08	0.00	10.00	11.00	79.00	-0.11	
GP-20 - 105	12/1/2025 10:21	0.00	11.30	9.70	79.00	-0.17	
GP-20 - 105	12/2/2025 09:45	0.00	12.20	8.40	79.40	-0.06	
GP-20 - 105	12/3/2025 09:03	0.00	12.10	7.30	80.60	-0.11	
GP-20 - 105	12/4/2025 09:37	0.00	8.20	13.60	78.20	-0.20	
GP-20 - 105	12/5/2025 09:19	0.00	11.10	8.10	80.80	-0.02	
GP-20 - 105	12/8/2025 08:56	0.00	8.70	12.30	79.00	-0.11	
GP-20 - 105	12/9/2025 13:18	0.00	10.20	11.10	78.70	0.13	
GP-20 - 105	12/10/2025 08:45	0.00	11.70	7.00	81.30	-0.06	
GP-20 - 105	12/11/2025 09:24	0.00	13.40	5.00	81.60	-0.02	
GP-20 - 105	12/12/2025 09:17	0.00	13.40	5.10	81.50	-0.08	
GP-20 - 105	12/15/2025 09:21	0.10	12.50	8.30	79.10	-0.12	Valve Adjustment:Reduced System Vac/Flare Down
GP-20 - 105	12/16/2025 09:23	0.10	14.60	4.40	80.90	-0.05	
GP-20 - 105	12/17/2025 09:11	0.00	13.60	5.00	81.40	-0.02	

Chiquita Canyon Landfill - Monitoring Probes Data - 10/01/2025 to 12/31/2025

Point Name	Record Date	CH4 (% by vol)	CO2 (% by vol)	O2 (% by vol)	Bal Gas (% by vol)	Rel Press ("H2O)	Comments
GP-20 - 105	12/18/2025 10:27	0.00	11.80	6.70	81.50	-0.01	
GP-20 - 105	12/19/2025 09:31	0.10	14.50	5.00	80.40	-0.07	
GP-20 - 105	12/22/2025 10:07	0.10	15.30	3.70	80.90	-0.01	
GP-20 - 105	12/23/2025 09:15	0.00	9.60	11.50	78.90	-0.01	
GP-20 - 105	12/26/2025 08:12	0.10	11.30	8.90	79.70	-0.07	
GP-20 - 105	12/29/2025 09:51	0.00	7.10	13.90	79.00	-0.20	Valve Adjustment:Reduced System Vac/Flare Down
GP-20 - 105	12/30/2025 09:11	0.00	8.20	12.20	79.60	-0.20	
GP-20 - 105	12/31/2025 09:18	0.00	8.50	12.10	79.40	-0.04	
GP-20 - 173	10/3/2025 13:55	0.10	17.50	3.10	79.30	0.21	
GP-20 - 173	10/6/2025 11:01	0.70	14.00	2.50	82.80	0.00	Valve Adjustment:Reduced System Vac/Flare Down
GP-20 - 173	10/7/2025 10:59	3.00	18.70	0.40	77.90	-0.05	
GP-20 - 173	10/8/2025 10:03	1.00	18.70	1.70	78.60	-0.17	
GP-20 - 173	10/9/2025 09:28	1.10	17.70	3.50	77.70	-0.08	
GP-20 - 173	10/10/2025 10:52	0.70	17.90	0.60	80.80	0.03	
GP-20 - 173	10/13/2025 10:15	0.20	13.70	4.60	81.50	-0.10	
GP-20 - 173	10/14/2025 09:17	0.00	15.40	3.70	80.90	-0.17	
GP-20 - 173	10/16/2025 10:31	0.10	10.90	9.20	79.80	-0.03	
GP-20 - 173	10/17/2025 10:43	0.00	10.40	10.10	79.50	-0.10	
GP-20 - 173	10/20/2025 10:56	0.00	9.10	12.30	78.60	-0.16	
GP-20 - 173	10/21/2025 10:23	0.00	10.60	9.90	79.50	-0.04	
GP-20 - 173	10/22/2025 09:25	0.00	11.80	8.50	79.70	-0.24	
GP-20 - 173	10/23/2025 10:36	0.00	11.90	8.00	80.10	-0.08	
GP-20 - 173	10/24/2025 10:47	0.10	14.20	4.40	81.30	-0.03	
GP-20 - 173	10/27/2025 11:23	0.10	16.00	2.50	81.40	0.03	
GP-20 - 173	10/28/2025 10:28	0.00	12.70	8.60	78.70	-0.37	
GP-20 - 173	10/29/2025 10:05	0.00	9.60	11.50	78.90	-0.19	
GP-20 - 173	10/30/2025 10:20	0.10	13.60	5.30	81.00	0.00	
GP-20 - 173	10/31/2025 10:41	0.10	14.10	4.40	81.40	-0.09	
GP-20 - 173	11/4/2025 11:14	0.10	12.00	8.70	79.20	-0.03	
GP-20 - 173	11/5/2025 06:37	0.00	8.60	14.60	76.80	-0.40	
GP-20 - 173	11/6/2025 09:57	0.10	12.50	6.20	81.20	0.01	
GP-20 - 173	11/7/2025 13:11	0.00	9.40	12.10	78.50	0.64	

Chiquita Canyon Landfill - Monitoring Probes Data - 10/01/2025 to 12/31/2025

Point Name	Record Date	CH4 (% by vol)	CO2 (% by vol)	O2 (% by vol)	Bal Gas (% by vol)	Rel Press ("H2O)	Comments
GP-20 - 173	11/10/2025 10:25	0.00	7.00	14.00	79.00	-0.16	
GP-20 - 173	11/11/2025 08:55	0.00	10.10	9.50	80.40	-0.08	
GP-20 - 173	11/12/2025 09:16	0.00	12.30	6.10	81.60	-0.10	
GP-20 - 173	11/13/2025 09:58	0.00	13.80	4.60	81.60	-0.07	
GP-20 - 173	11/14/2025 08:18	0.00	9.30	12.00	78.70	-0.01	
GP-20 - 173	11/17/2025 08:27	0.00	13.90	5.20	80.90	-0.01	
GP-20 - 173	11/19/2025 09:05	0.00	10.20	11.70	78.10	-0.34	Valve Adjustment:Reduced System Vac/Flare Down
GP-20 - 173	11/20/2025 09:58	0.00	12.60	7.00	80.40	-0.11	
GP-20 - 173	11/21/2025 10:33	0.00	12.20	8.20	79.60	-0.21	
GP-20 - 173	11/24/2025 12:17	0.00	13.50	6.10	80.40	0.03	Valve Adjustment:Reduced System Vac/Flare Down
GP-20 - 173	11/25/2025 09:42	0.00	8.40	12.10	79.50	-0.14	
GP-20 - 173	11/26/2025 09:15	0.00	7.80	13.30	78.90	-0.27	
GP-20 - 173	12/1/2025 10:27	0.00	9.70	11.60	78.70	-0.34	
GP-20 - 173	12/2/2025 09:50	0.00	10.10	10.60	79.30	-0.12	
GP-20 - 173	12/3/2025 09:09	0.00	11.30	8.40	80.30	-0.21	
GP-20 - 173	12/4/2025 09:44	0.00	6.20	15.70	78.10	-0.52	
GP-20 - 173	12/5/2025 09:25	0.00	9.30	9.60	81.10	-0.02	
GP-20 - 173	12/8/2025 09:02	0.00	6.70	14.40	78.90	-0.27	
GP-20 - 173	12/9/2025 13:24	0.00	8.20	13.30	78.50	0.30	
GP-20 - 173	12/10/2025 08:51	0.00	10.70	8.10	81.20	-0.09	
GP-20 - 173	12/11/2025 09:30	0.00	12.50	5.80	81.70	-0.02	
GP-20 - 173	12/12/2025 09:22	0.00	12.10	6.40	81.50	-0.12	
GP-20 - 173	12/15/2025 09:27	0.00	10.00	10.90	79.10	-0.28	Valve Adjustment:Reduced System Vac/Flare Down
GP-20 - 173	12/16/2025 09:31	0.00	13.00	6.00	81.00	-0.07	
GP-20 - 173	12/17/2025 09:21	0.00	13.20	5.40	81.40	-0.02	
GP-20 - 173	12/18/2025 10:33	0.00	11.20	7.50	81.30	-0.02	
GP-20 - 173	12/19/2025 09:37	0.00	13.00	6.40	80.60	-0.14	
GP-20 - 173	12/22/2025 10:13	0.00	14.30	4.40	81.30	-0.01	
GP-20 - 173	12/23/2025 09:21	0.00	9.50	11.70	78.80	-0.02	
GP-20 - 173	12/26/2025 08:17	0.00	9.30	11.10	79.60	-0.12	
GP-20 - 173	12/29/2025 09:57	0.00	5.20	16.10	78.70	-0.43	Valve Adjustment:Reduced System Vac/Flare Down
GP-20 - 173	12/30/2025 09:17	0.00	6.50	13.90	79.60	-0.30	

Chiquita Canyon Landfill - Monitoring Probes Data - 10/01/2025 to 12/31/2025

Point Name	Record Date	CH4 (% by vol)	CO2 (% by vol)	O2 (% by vol)	Bal Gas (% by vol)	Rel Press ("H2O)	Comments
GP-20 - 173	12/31/2025 09:25	0.00	8.00	12.70	79.30	-0.06	
GP-21 - 10	10/3/2025 14:19	0.00	0.20	20.40	79.40	0.01	
GP-21 - 10	10/17/2025 10:56	0.00	0.90	20.60	78.50	0.01	
GP-21 - 10	10/31/2025 11:06	0.00	0.30	20.00	79.70	-0.01	
GP-21 - 10	11/10/2025 13:08	0.00	0.20	20.90	78.90	0.01	
GP-21 - 10	11/24/2025 12:46	0.00	0.30	20.60	79.10	0.00	
GP-21 - 10	12/9/2025 13:47	0.00	0.30	20.80	78.90	0.01	
GP-21 - 10	12/22/2025 12:35	0.00	0.40	20.30	79.30	0.01	
GP-21 - 90	10/3/2025 14:23	0.00	1.00	19.50	79.50	0.26	
GP-21 - 90	10/17/2025 10:59	0.00	1.00	19.90	79.10	-0.47	
GP-21 - 90	10/31/2025 11:10	0.00	0.90	19.30	79.80	-0.50	
GP-21 - 90	11/10/2025 13:11	0.00	1.10	19.80	79.10	0.13	
GP-21 - 90	11/24/2025 12:50	0.00	1.10	19.80	79.10	0.05	
GP-21 - 90	12/9/2025 13:50	0.00	1.00	20.20	78.80	0.40	
GP-21 - 90	12/22/2025 12:38	0.00	1.00	19.90	79.10	0.41	
GP-21 - 232	10/3/2025 14:30	0.00	4.50	9.20	86.30	0.80	
GP-21 - 232	10/17/2025 11:07	0.00	3.50	10.40	86.10	-0.83	
GP-21 - 232	10/31/2025 11:17	0.00	2.70	6.30	91.00	-0.32	
GP-21 - 232	11/10/2025 13:19	0.00	3.90	10.60	85.50	-0.19	
GP-21 - 232	11/24/2025 12:57	0.00	3.90	11.00	85.10	-0.47	
GP-21 - 232	12/9/2025 13:56	0.00	4.50	10.50	85.00	1.00	
GP-21 - 232	12/22/2025 12:45	0.00	4.00	8.40	87.60	0.93	
GP-22 - 50	10/2/2025 12:49	0.00	0.50	20.80	78.70	0.05	
GP-22 - 50	11/5/2025 12:11	0.00	0.40	20.70	78.90	-0.04	
GP-22 - 50	12/19/2025 10:00	0.00	0.50	19.80	79.70	-0.04	
GP-22 - 155	10/2/2025 12:56	0.00	0.00	19.70	80.30	-0.20	
GP-22 - 155	11/5/2025 12:17	0.00	0.10	19.70	80.20	-1.79	
GP-22 - 155	12/19/2025 10:06	0.00	0.10	18.90	81.00	-0.17	
GP-22 - 305	10/2/2025 13:09	0.00	1.70	11.70	86.60	-0.37	
GP-22 - 305	11/5/2025 12:34	0.00	0.10	20.80	79.10	-1.99	
GP-22 - 305	12/19/2025 10:16	0.00	3.00	5.60	91.40	0.09	
GP-23 - 35	10/2/2025 10:51	0.00	2.20	18.70	79.10	0.00	

Chiquita Canyon Landfill - Monitoring Probes Data - 10/01/2025 to 12/31/2025

Point Name	Record Date	CH4 (% by vol)	CO2 (% by vol)	O2 (% by vol)	Bal Gas (% by vol)	Rel Press ("H2O)	Comments
GP-23 - 35	11/5/2025 12:46	0.00	1.10	20.20	78.70	0.00	
GP-23 - 35	12/5/2025 09:54	0.00	2.00	17.80	80.20	0.00	
GP-23 - 77	10/2/2025 10:55	0.00	6.00	13.00	81.00	-0.26	
GP-23 - 77	11/5/2025 12:50	0.00	5.50	14.70	79.80	-0.36	
GP-23 - 77	12/5/2025 09:58	0.00	5.70	13.30	81.00	-0.14	
GP-23 - 132	10/2/2025 11:01	0.00	1.90	14.70	83.40	-0.97	
GP-23 - 132	11/5/2025 12:57	0.00	1.80	17.60	80.60	-1.14	
GP-23 - 132	12/5/2025 10:04	0.00	1.40	16.50	82.10	-0.70	
GP-24 - 12	10/20/2025 13:11	0.00	1.10	20.00	78.90	0.01	
GP-24 - 12	11/7/2025 13:30	0.00	1.10	19.90	79.00	0.01	
GP-24 - 12	12/5/2025 12:20	0.00	1.40	19.00	79.60	0.00	
GP-24 - 40	10/20/2025 13:14	0.00	4.00	17.10	78.90	0.01	
GP-24 - 40	11/7/2025 13:32	0.00	4.20	16.70	79.10	0.01	
GP-24 - 40	12/5/2025 12:22	0.00	4.30	16.40	79.30	0.00	
GP-24 - 70	10/20/2025 13:17	0.00	0.00	21.60	78.40	0.00	
GP-24 - 70	11/7/2025 13:35	0.00	0.00	21.40	78.60	0.01	
GP-24 - 70	12/5/2025 12:24	0.00	0.00	21.20	78.80	-0.01	
GP-25 - 14	10/20/2025 13:23	0.00	0.40	20.90	78.70	0.00	
GP-25 - 14	11/7/2025 13:48	0.00	0.40	20.90	78.70	0.00	
GP-25 - 14	12/5/2025 12:36	0.00	0.40	19.90	79.70	0.00	
GP-25 - 50	10/20/2025 13:27	0.00	0.30	20.50	79.20	0.52	
GP-25 - 50	11/7/2025 13:52	0.00	0.10	20.70	79.20	1.41	
GP-25 - 50	12/5/2025 12:38	0.00	0.00	21.40	78.60	1.05	
GP-25 - 80	10/20/2025 13:33	0.00	0.00	20.90	79.10	-0.01	
GP-25 - 80	11/7/2025 13:58	0.00	0.00	21.70	78.30	-0.05	
GP-25 - 80	12/5/2025 12:43	0.00	0.00	21.00	79.00	0.00	

TABLE 10

SOx Emissions For 2025

	Landfill Gas										Lab Analysis, Total Sulfur, as H2S	Flare No. 1 SOx Emissions			Flare No. 2 SOx Emissions			Flare No. 3 SOx Emissions		
	Flare 1/1995			Flare 2/2009			Flare 3/2023			Total Flow	Flare Inlet	Total lbs/hr of SOx	Total lbs of SOx	Total tons of SOx	Total lbs/hr of SOx	Total lbs of SOx	Total tons of SOx	Total lbs/hr of SOx	Total lbs of SOx	Total tons of SOx
2025	(scf)	(hr)	(scfm)	(scf)	(hr)	(scfm)	(scf)	(hr)	(scfm)	(scf)	(ppmv)	(lbs/hr)	(lbs)	(tons)	(lbs/hr)	(lbs)	(tons)	(lbs/hr)	(lbs)	(tons)
1/1/2025	4,122,430	24.00	2,863	5,176,328	24.00	3.595	7,560,569	24.00	5.250	16,859,327	586.70	16.77	402.39	0.201	21.05	505.25	0.253	30.75	737.98	0.369
1/2/2025	4,117,024	24.00	2,859	5,176,564	24.00	3.595	7,563,039	24.00	5.252	16,856,626	466.80	13.32	319.73	0.160	16.75	402.02	0.201	24.47	587.35	0.294
1/3/2025	2,377,130	14.00	2,830	3,019,441	14.00	3.595	4,427,027	14.00	5.270	9,823,598	481.90	13.61	190.58	0.095	17.29	242.08	0.121	25.35	354.91	0.177
1/4/2025	4,155,773	24.00	2,886	5,171,774	24.00	3.592	7,666,672	24.00	5.324	16,994,218	473.90	13.55	327.65	0.164	16.99	407.75	0.204	25.19	604.46	0.302
1/5/2025	4,161,677	24.00	2,890	5,176,317	24.00	3.595	7,644,127	24.00	5.308	16,982,121	511.50	14.76	354.15	0.177	18.35	440.49	0.220	27.10	650.50	0.325
1/6/2025	4,168,780	24.00	2,895	5,176,617	24.00	3.595	7,595,757	24.00	5.275	16,941,353	461.60	13.34	320.15	0.160	16.56	397.54	0.199	24.51	583.32	0.292
1/7/2025	4,006,756	23.80	2,806	4,668,018	21.97	3.542	7,448,012	23.58	5.262	16,122,785	510.50	14.30	340.30	0.170	19.05	398.46	0.198	26.92	632.57	0.316
1/8/2025	4,095,014	24.00	2,844	4,984,847	24.00	3.462	7,600,481	24.00	5.278	16,680,341	440.20	12.50	299.90	0.150	15.21	365.07	0.183	23.19	556.63	0.278
1/9/2025	4,206,546	24.00	2,921	3,497,400	16.92	3.446	7,688,355	24.00	5.339	15,392,300	443.70	12.94	310.52	0.155	15.26	258.17	0.129	23.65	567.54	0.284
1/10/2025	3,985,221	24.00	2,768	4,742,607	23.33	3.388	7,599,495	23.82	5.318	16,327,322	536.60	14.82	355.75	0.178	18.15	423.39	0.212	28.49	678.43	0.339
1/11/2025	4,125,519	24.00	2,865	4,865,090	24.00	3.379	7,672,744	24.00	5.328	16,663,352	518.90	14.84	356.15	0.178	17.50	420.00	0.210	27.60	662.38	0.331
1/12/2025	4,010,523	24.00	2,785	4,743,279	24.00	3.294	7,501,087	24.00	5.209	16,254,980	539.50	15.00	359.98	0.180	17.74	425.74	0.213	28.05	673.27	0.337
1/13/2025	3,634,132	23.82	2,545	4,712,075	23.35	3.363	7,522,961	23.57	5.320	15,869,167	467.00	11.86	282.35	0.141	15.68	366.10	0.183	24.80	584.49	0.292
1/14/2025	4,232,637	24.00	2,939	4,967,159	24.00	3.449	7,776,067	24.00	5.400	16,975,862	474.20	13.91	333.92	0.167	16.33	391.87	0.196	25.56	613.47	0.307
1/15/2025	4,184,314	24.00	2,906	4,922,126	24.00	3.418	7,760,147	24.00	5.389	16,866,787	494.30	14.24	344.10	0.172	16.87	404.78	0.202	26.59	638.17	0.319
1/16/2025	2,965,328	18.00	2,746	3,526,563	17.25	3.407	5,272,902	16.67	5.273	11,764,793	441.50	12.10	217.81	0.109	15.02	259.03	0.130	23.24	387.30	0.194
1/17/2025	4,134,211	24.00	2,871	4,981,613	24.00	3.459	7,768,597	24.00	5.395	16,884,420	523.10	14.99	359.79	0.180	18.06	433.54	0.217	28.17	676.08	0.338
1/18/2025	3,139,140	18.50	2,828	3,829,340	18.50	3.450	7,673,417	23.88	5.355	14,641,897	457.70	12.92	239.04	0.120	15.76	291.59	0.146	24.47	584.31	0.292
1/19/2025	4,020,740	24.00	2,792	4,894,350	24.00	3.399	7,720,953	24.00	5.362	16,636,043	556.90	15.52	372.53	0.186	18.89	453.47	0.227	29.81	715.35	0.358
1/20/2025	3,980,630	24.00	2,764	4,863,157	24.00	3.377	7,667,189	24.00	5.324	16,510,976	520.80	14.37	344.90	0.172	17.56	421.37	0.211	27.68	664.32	0.332
1/21/2025	4,025,311	24.00	2,795	4,929,409	24.00	3.423	7,731,042	24.00	5.369	16,685,751	540.90	15.09	362.23	0.181	18.48	443.59	0.222	28.99	695.71	0.348
1/22/2025	3,730,115	23.80	2,612	4,735,010	23.32	3.420	7,385,226	23.10	5.329	15,900,850	546.00	14.24	338.83	0.169	18.64	434.60	0.217	29.04	670.90	0.336
1/23/2025	3,606,195	24.00	2,504	4,588,662	24.00	3.395	7,704,911	24.00	5.351	16,199,768	521.50	13.04	312.88	0.156	17.67	424.15	0.212	27.65	663.47	0.332
1/24/2025	4,301,166	24.00	2,987	5,118,509	24.00	3.555	7,769,448	24.00	5.395	17,189,124	529.40	15.78	378.83	0.189	18.75	450.62	0.225	29.51	684.30	0.342
1/25/2025	4,328,878	23.95	3,012	4,978,195	23.43	3.541	7,621,678	23.68	5.364	16,928,751	520.50	15.65	374.65	0.187	18.40	431.09	0.216	27.87	660.00	0.330
1/26/2025	4,306,255	24.00	2,990	4,955,366	24.00	3.441	7,727,506	24.00	5.366	16,989,127	529.00	15.79	378.99	0.189	18.17	436.12	0.218	28.14	680.09	0.340
1/27/2025	4,302,323	24.00	2,988	4,926,183	24.00	3.421	7,712,559	24.00	5.356	16,941,064	509.80	15.20	364.90	0.182	17.41	417.81	0.209	27.26	654.14	0.327
1/28/2025	4,145,553	24.00	2,879	4,819,640	24.00	3.416	7,693,808	24.00	5.343	16,659,001	518.30	14.89	357.47	0.179	17.68	424.32	0.212	27.64	663.43	0.332
1/29/2025	4,292,411	24.00	2,981	4,934,518	24.00	3.427	7,682,169	24.00	5.335	16,909,097	586.40	17.45	418.76	0.209	20.06	481.41	0.241	31.23	749.46	0.375
1/30/2025	4,588,471	24.00	3,186	4,940,705	24.00	3.431	7,673,292	24.00	5.329	17,202,468	615.50	19.58	469.86	0.235	21.08	505.93	0.253	32.74	785.75	0.393
1/31/2025	4,948,098	24.00	3,436	4,948,098	24.00	3.436	7,659,281	24.00	5.319	17,555,478	580.50	19.91	477.87	0.239	19.91	477.87	0.239	30.82	739.71	0.370
January Average												**14.73**	**344.10**	**0.17205**	**17.72**	**407.53**	**0.20**	**27.28**	**638.87**	**0.32**
January Total	**124,398,397**	**721.87**	**2,872**	**147,418,952**	**710.07**	**3,460**	**231,491,012**	**724.22**	**5,327**	**503,308,360**		**456.49**	**10667.20**	**5.334**	**549.36**	**12633.38**	**6.32**	**845.67**	**19804.85**	**9.90**
2/1/2025	4,364,798	24.00	3,031	4,966,112	24.00	3.449	7,649,286	24.00	5.312	16,980,196	633.30	19.16	459.88	0.230	21.80	523.24	0.262	33.58	805.94	0.403
2/2/2025	4,393,688	24.00	3,051	4,995,303	24.00	3.469	7,634,289	24.00	5.302	17,023,279	676.10	20.59	494.21	0.247	23.41	561.89	0.281	35.78	858.72	0.429
2/3/2025	4,418,228	24.00	3,068	5,022,189	24.00	3.488	7,689,076	24.00	5.340	17,129,492	678.30	20.77	498.59	0.249	23.61	566.74	0.283	36.15	867.70	0.434
2/4/2025	4,373,273	24.00	3,037	5,005,172	24.00	3.476	7,697,352	24.00	5.345	17,075,796	547.90	16.59	398.13	0.199	18.99	455.66	0.228	29.06	700.75	0.350
2/5/2025	4,371,995	24.00	3,036	5,001,955	24.00	3.474	7,627,081	24.00	5.297	17,001,030	570.10	17.28	414.67	0.207	19.77	474.42	0.237	30.14	723.41	0.362
2/6/2025	4,380,629	24.00	3,042	5,014,031	24.00	3.482	7,642,879	24.00	5.308	17,037,539	606.30	18.41	441.87	0.221	21.07	505.78	0.253	32.12	770.93	0.385
2/7/2025	4,434,216	24.00	3,079	4,473,281	21.58	3.454	7,538,435	23.60	5.324	16,445,932	583.00	17.92	430.09	0.215	20.10	433.86	0.217	30.98	731.18	0.366
2/8/2025	3,609,672	20.29	2,978	3,390,947	16.97	3.331	6,274,505	20.22	5.173	13,275,123	562.10	16.71	337.56	0.169	18.69	317.11	0.159	29.02	586.77	0.293
2/9/2025	3,285,159	23.52	2,328	515,663	3.47	2.479	2,030,134	17.47	1.937	5,830,955	955.20	22.20	522.06	0.261	23.64	81.95	0.041	18.47	322.62	0.161
2/10/2025	4,166,042	24.00	2,893	1,035,132	5.92	2.916	2,081,637	16.43	2.111	7,282,810	934.20	26.98	647.49	0.324	27.19	160.88	0.080	19.69	323.53	0.162
2/11/2025	3,776,993	24.00	2,623	2,584,452	13.72	3.140	2,635,999	19.88	2.210	8,997,444	1033.70	27.06	649.55	0.325	32.40	444.46	0.222	22.80	453.33	0.227
2/12/2025	3,079,834	21.78	2,356	4,339,763	23.83	3.035	2,881,253	20.88	2.299	10,300,849	836.90	19.69	428.82	0.214	25.35	604.28	0.302	19.21	401.17	0.201
2/13/2025	3,486,528	24.00	2,421	3,442,873	23.87	2.404	3,525,427	24.00	2.448	10,454,828	896.30	21.66	519.90	0.260	21.51	513.39	0.257	21.90	525.70	0.263
2/14/2025	3,286,356	24.00	2,282	4,310,180	22.18	3.238	3,278,544	22.00	2.484	10,875,079	899.70	20.50	491.91	0.246	29.08	645.16	0.323	22.31	490.74	0.245
2/15/2025	3,093,482	24.00	2,148	5,082,056	24.00	3.529	3,741,846	24.00	2.599	11,917,383	798.00	17.11	410.70	0.205	28.11	674.71	0.337	20.70	496.78	0.248
2/16/2025	3,014,028	24.00	2,093	5,049,794	24.00	3.507	4,167,137	24.00	2.894	12,230,958	795.30	16.62	398.80	0.199	27.84	668.16	0.334	22.97	551.37	0.276
2/17/2025	948,402	8.12	1,947	2,710,791	13.28	3.401	2,526,627	13.90	3.030	6,185,819	750.10	14.58	118.35	0.059	25.47	338.29	0.169	22.68	315.31	0.158
2/18/2025	2,284,614	11.48	3,316	5,086,416	24.00	3.532	4,829,651	24.00	3.354	12,200,682	803.00	26.58	305.21	0.153	28.31	679.52	0.340	26.68	545.21	0.323
2/19/2025	4,483,156	22.92	3,260	4,744,443	22.60	3.495	5,556,913	24.00	3.859	14,784,512	616.70	20.07	459.97	0.230	21.54	484.78	0.243	23.76	570.14	0.285
2/20/2025	4,427,575	23.53	3,136	4,759,377	24.00	3.305	6,680,941	24.00	4.640	15,867,892	620.20	19.41	456.85	0.228	20.46	491.09	0.246	28.72	689.35	0.345
2/21/2025	4,410,417	23.98	3,065	4,536,306	23.33	3.240	5,861,552	19.70	4.959	14,808,277	560.00	17.13	410.90	0.205	18.11	422.63	0.211	27.72	646.10	0.323
2/22/2025	4,223,535	23.17	3,039	3,913,137	18.90	3.451	7,174,368	22.52	5.310	15,311,039	632.60	19.19	444.51	0.222	21.79	411.84	0.206	33.53	755.07	0.378
2/23/2025	4,258,794	24.00	2,957	2,545,996	12.43	3.413	7,074,078	22.78	5.175	13,878,868	663.80	19.60	470.32	0.235	22.63	281.17	0.141	34.29	781.23	0.391
2/24/2025	4,299,908	23.98	2,988	4,923,236	23.87	3.438	7,185,903	24.00	4.990	16,409,046	507.00	15.12	362.69	0.181	17.40	415.27	0.208	25.26	606.12	0.303
2/25/2025	4,155,261	22.35	3,099	4,342,443	20.67	3.502	6,768,259	21.97	5.135	15,265,963	523.40	16.39	361.83	0.181	18.30	378.13	0.189	26.83	589.36	0.295
2/26/2025	4,527,763	24.00	3,144	4,927,011	24.00	3.422	7,365,700	23.38	5.250	16,820,475	614.10	19.27	462.59	0.231	20.97	503.36	0.252	32.18	752.53	0.376
2/27/2025	4,674,966	23.93	3,256	4,665,542	23.30	3.337	7,775,046	24.00	5.399	17,115,555	521.50	16.95	405.61	0.203	17.37	404.79	0.202	28.11	674.59	0.337
2/28/2025	4,507,813	24.00	3,130	5,120,009	24.00	3.556	7,777,171	24.00	5.401	17,404,993	552.00	17.25	413.98	0.207	19.59	470.20	0.235	29.76	714.22	0.357
February Average												**19.31**	**436.32**	**0.22**	**22.66**	**461.24**	**0.23**	**27.31**	**616.07**	**0.31**
February Total	**108,737,117**	**632.97**	**0**	**114,503,607**	**577.92**	**3,360**	**160,671,081**	**624.73**	**4,286**	**385,911,805**		**540.60**	**12217.05**	**6.11**	**634.51**	**12914.71**	**6.46**	**764.76**	**17249.85**	**8.62**
3/1/2025	4,383,295	24.00	3,044	5,067,497	24.00	3.519	7,119,111	22.07	5.377	16,569,903	535.70	16.28	390.66	0.195	18.82	451.60	0.226	28.75	634.48	0.317
3/2/2025	4,350,801	24.00	3,021	5,083,998	24.00	3.531	5,720,912	17.85	5.342	15,155,711	569.20	17.17	412.01	0.206	0.00	481.44	0.241	30.35	541.75	0.271
3/3/2025	4,315,211	24.00	2,997	5,100,630	24.00	3.542	7,777,754	24.00	5.401	17,193,574	544.60	16.29	390.96	0.195	0.00	462.14	0.231	29.36	704.70	0.352
3/4/2025	4,566,536	24.00	3,171	5,030,470	24.00	3.493	3,785,893	11.73	5.378	13,382,899	741.00	23.46	562.96	0.281	25.84	620.15	0.310	28.75	466.72	0.233
3/5/2025	4,459,097	24.00	3,097	5,016,168	24.00	3.483	7,778,684	24.00	5.402	17,253,949	583.80	18.05	433.10	0.217	20.30	487.20	0.244	31.48	755.51	0.378
3/6/2025	4,572,063	24.00	3,175	5,171,119	24.00	3.591	7,779,553	24.00	5.402	17,522,735	590.00	19.70	448.78	0.224	21.15	507.59	0.254	31.82	763.62	0.382
3/7/2025	4,434,371	23.77	3,110	5,222,223	23.15	3.400	7,775,225	24.00	5.399	16,931,816	537.40	16.68	396.46	0.198	18.24	422.20	0.211	28.94	695.16	0.348
3/8/2025	4,466,445	24.00	3,102	4,739,913	23.03	3.430	7,766,467	24.00	5.393	16,972,825	575.90	17.83	427.94	0.214	19.72	454.14	0.227	31.01	744.12	0.372
3/9/2025	3,917,536	22.53	2,896	4,817,308	22.75	3.353	7,348,788	23.00	5.325	15,883,631	599.80	17.35	390.92	0.195	20.25	460.75	0.230	31.68	733.32	0.367
3/10/2025	4,248,119	23.38	3,028	4,847,689	23.95	3.374	7,246,824	23.25	5.195	16,342,632	534.40	16.15	377.69	0.189	18.00	431.01	0.216	27.71	644.30	0.322

Table 10

	Landfill Gas										Lab Analysis, Total Sulfur as H2S	Flare No. 1 SOx Emissions			Flare No. 2 SOx Emissions			Flare No. 3 SOx Emissions		
	Flare 1/1995			Flare 2/2009			Flare 3/2023			Total Flow	Flare Inlet	Total lbs/hr of SOx	Total lbs of SOx	Total tons of SOx	Total lbs/hr of SOx	Total lbs of SOx	Total tons of SOx	Total lbs/hr of SOx	Total lbs of SOx	Total tons of SOx
2025	(scf)	(hr)	(scfm)	(scf)	(hr)	(scfm)	(scf)	(hr)	(scfm)	(scf)	(ppmv)	(lbs/hr)	(lbs)	(tons)	(lbs/hr)	(lbs)	(tons)	(lbs/hr)	(lbs)	(tons)
3/11/2025	4,836,916	24.00	3,359	5,142,666	24.00	3,571	7,777,981	24.00	5,401	17,757,562	565.20	18.95	454.82	0.227	20.15	483.67	0.242	30.47	731.38	0.366
3/12/2025	4,386,258	22.02	3,320	5,127,665	24.00	3,561	7,778,080	24.00	5,401	17,292,003	556.10	18.43	405.81	0.203	19.27	474.40	0.237	29.98	719.61	0.360
3/13/2025	4,506,007	22.93	3,275	5,100,293	23.70	3,587	7,762,180	24.00	5,390	17,368,480	585.60	19.14	439.00	0.220	20.97	496.90	0.248	31.51	756.24	0.378
3/14/2025	4,505,482	22.00	3,262	4,700,936	22.15	3,537	7,640,914	23.70	5,373	16,847,331	579.40	18.86	415.02	0.208	20.46	453.14	0.227	31.08	736.54	0.368
3/15/2025	4,557,472	24.00	3,165	4,837,705	24.00	3,360	7,536,971	24.00	5,235	16,934,148	609.50	19.26	462.14	0.231	20.44	490.55	0.245	31.65	784.47	0.392
3/16/2025	4,438,533	24.00	3,082	4,813,097	24.00	3,342	7,387,174	24.00	5,130	16,638,804	558.70	17.19	412.56	0.206	18.64	447.38	0.224	28.41	686.64	0.343
3/17/2025	4,652,649	24.00	3,231	5,080,810	24.00	3,528	7,778,081	24.00	5,401	17,511,540	544.20	17.55	421.24	0.211	19.17	460.01	0.230	29.34	704.21	0.352
3/18/2025	4,705,607	24.00	3,268	5,176,368	24.00	3,595	7,776,349	24.00	5,402	17,660,324	531.30	17.33	415.94	0.208	19.06	457.55	0.229	28.65	687.54	0.344
3/19/2025	4,749,806	24.00	3,298	5,190,979	24.00	3,605	7,777,593	24.00	5,401	17,718,377	587.40	19.34	464.18	0.232	21.14	507.29	0.254	31.67	760.07	0.380
3/20/2025	4,753,995	24.00	3,301	5,191,153	24.00	3,605	7,776,886	24.00	5,401	17,722,034	571.00	18.82	451.61	0.226	20.55	493.14	0.247	30.78	738.78	0.369
3/21/2025	4,785,603	24.00	3,323	5,178,701	24.00	3,596	7,776,792	24.00	5,401	17,741,096	545.50	18.10	434.31	0.217	19.58	469.99	0.235	29.41	705.78	0.353
3/22/2025	4,814,855	24.00	3,344	5,173,457	24.00	3,593	7,776,417	24.00	5,400	17,764,729	600.90	20.06	481.35	0.241	21.65	517.20	0.259	32.38	777.42	0.389
3/23/2025	4,759,637	24.00	3,305	5,110,457	24.00	3,549	7,775,875	24.00	5,400	17,645,968	617.10	20.36	488.65	0.244	21.86	524.67	0.262	33.28	798.82	0.399
3/24/2025	4,803,996	23.98	3,338	5,089,539	23.87	3,554	7,775,899	24.00	5,400	17,669,433	535.20	17.84	427.75	0.214	18.99	453.17	0.227	28.85	692.37	0.346
3/25/2025	4,892,276	24.00	3,397	5,177,501	24.00	3,595	7,775,994	24.00	5,400	17,845,771	460.30	15.61	374.65	0.187	16.52	396.49	0.198	24.81	595.48	0.298
3/26/2025	4,839,981	24.00	3,361	5,177,553	24.00	3,596	7,777,497	24.00	5,401	17,795,032	592.00	19.86	476.69	0.238	21.25	509.94	0.255	31.92	766.01	0.383
3/27/2025	4,652,604	23.68	3,274	4,821,294	22.88	3,512	7,639,141	23.72	5,368	17,113,039	519.50	16.98	402.12	0.201	18.21	416.70	0.208	27.84	660.24	0.330
3/28/2025	4,507,813	24.00	3,130	5,132,578	24.00	3,564	7,777,258	24.00	5,401	17,417,648	542.70	16.96	407.00	0.204	19.31	463.41	0.232	29.26	702.20	0.351
3/29/2025	4,944,041	24.00	3,433	5,156,795	24.00	3,581	7,777,344	24.00	5,401	17,878,180	563.40	19.31	463.42	0.232	20.14	480.36	0.242	30.37	728.99	0.364
3/30/2025	5,130,188	24.00	3,563	5,130,168	24.00	3,563	7,777,414	24.00	5,401	18,037,789	622.10	22.12	530.97	0.265	22.12	530.97	0.265	33.54	804.95	0.402
3/31/2025	5,109,150	24.00	3,548	5,109,150	24.00	3,548	7,474,507	23.10	5,393	17,692,807	563.30	19.95	478.81	0.239	19.95	478.81	0.239	30.32	700.48	0.350
March Average												**18.39**	**436.76**	**0.218**	**18.78**	**477.00**	**0.238**	**30.55**	**706.50**	**0.353**
March Total	**142,846,336**	**736.30**	**3,233**	**158,016,096**	**737.48**	**3,526**	**232,199,552**	**720.42**	**5,372**	**531,061,983**		**569.97**	**13539.54**	**6.77**	**582.13**	**14786.21**	**7.39**	**947.03**	**21901.41**	**10.95**
Qtr Total	**375,981,850**	**2,091.13**	**2,997**	**419,938,654**	**2,025.47**	**3,455**	**624,361,644**	**2,069.37**	**5,029**	**1,420,282,148**		**1567.05**	**36423.80**	**18.21**	**1766.00**	**40335.00**	**20.17**	**2557.46**	**58956.11**	**29.48**
4/1/2025	4,726,608	24.00	3,282	5,022,213	24.00	3,488	7,777,667	24.00	5,401	17,526,484	492.90	16.15	387.60	0.194	17.16	411.84	0.206	26.57	637.79	0.319
4/2/2025	4,626,120	23.77	3,244	4,952,384	24.00	3,439	7,474,685	23.13	5,385	17,053,189	554.80	17.97	427.00	0.213	19.05	457.11	0.229	29.82	689.93	0.345
4/3/2025	4,799,022	24.00	3,333	5,042,915	24.00	3,502	7,777,994	24.00	5,401	17,619,931	502.20	16.71	400.96	0.200	17.56	421.34	0.211	0.00	647.86	0.325
4/4/2025	4,613,105	23.27	3,305	4,888,966	23.55	3,460	7,466,809	23.10	5,387	16,968,870	475.40	15.88	364.86	0.182	16.42	386.68	0.193	25.57	590.56	0.295
4/5/2025	4,762,300	24.00	3,307	4,952,199	24.00	3,439	7,776,788	24.00	5,401	17,491,286	530.30	17.51	420.16	0.210	18.20	436.91	0.218	28.58	686.11	0.343
4/6/2025	4,689,734	24.00	3,256	4,846,320	24.00	3,366	7,748,943	24.00	5,381	17,284,996	660.70	21.48	515.44	0.258	22.20	532.71	0.266	35.49	851.76	0.426
4/7/2025	4,584,944	23.78	3,213	4,421,841	22.10	3,335	5,791,498	18.07	5,343	14,798,282	474.70	15.22	362.10	0.181	15.80	349.22	0.175	25.32	457.39	0.229
4/8/2025	4,799,601	24.00	3,333	4,791,432	23.03	3,467	7,774,708	24.00	5,399	17,365,741	577.90	19.23	461.46	0.231	20.00	460.67	0.230	31.15	747.50	0.374
4/9/2025	4,985,067	24.00	3,462	5,110,791	23.75	3,587	7,776,527	24.00	5,400	17,872,385	572.90	19.80	475.14	0.238	20.51	487.12	0.244	30.68	741.20	0.371
4/10/2025	4,908,910	23.62	3,435	5,081,630	24.00	3,536	7,262,062	22.58	5,359	17,252,601	484.70	16.62	395.85	0.198	17.11	410.58	0.205	25.93	565.61	0.293
4/11/2025	4,912,356	24.00	3,411	4,995,192	24.00	3,469	7,451,876	23.03	5,392	17,359,423	534.80	18.28	438.71	0.219	18.59	446.11	0.223	28.69	665.50	0.333
4/12/2025	4,894,743	24.00	3,399	4,799,313	23.83	3,356	6,448,453	19.90	5,401	16,142,508	437.40	14.84	356.19	0.178	14.65	349.26	0.175	23.56	469.25	0.235
4/13/2025	4,755,531	24.00	3,302	4,604,154	23.67	3,215	7,776,066	24.00	5,400	17,135,751	442.90	14.60	350.41	0.175	14.21	339.26	0.170	23.87	572.98	0.286
4/14/2025	4,891,158	24.00	3,397	1,043,377	5.48	3,171	7,767,914	24.00	5,394	13,702,449	374.20	12.69	304.50	0.152	11.85	54.96	0.032	20.15	483.59	0.242
4/15/2025	4,847,825	24.00	3,367	4,973,167	23.97	3,458	7,757,489	24.00	5,387	17,578,480	396.40	13.32	319.71	0.160	13.68	327.97	0.164	21.32	511.60	0.256
4/16/2025	4,822,559	24.00	3,349	5,072,540	24.00	3,523	7,649,003	23.65	5,390	17,544,102	394.30	13.18	316.36	0.158	13.86	332.76	0.166	21.22	501.77	0.251
4/17/2025	4,786,154	24.00	3,324	5,044,021	24.00	3,503	7,756,588	24.00	5,387	17,586,762	429.30	14.24	341.84	0.171	15.01	360.26	0.180	23.08	553.99	0.277
4/18/2025	4,890,654	24.00	3,396	5,109,251	24.00	3,548	7,767,972	24.00	5,394	17,767,877	430.70	14.60	350.44	0.175	15.25	366.10	0.183	23.19	556.62	0.278
4/19/2025	4,216,672	20.58	3,414	3,972,802	18.80	3,522	7,042,580	22.03	5,327	15,232,053	457.20	15.59	320.74	0.160	16.07	302.19	0.151	24.31	535.69	0.268
4/20/2025	4,770,963	24.00	3,313	2,529,056	11.92	3,537	7,398,660	23.20	5,315	14,698,679	581.00	19.22	461.16	0.231	20.61	244.48	0.122	30.83	715.16	0.358
4/21/2025	4,685,686	24.00	3,254	5,139,808	24.00	3,569	7,713,676	24.00	5,357	17,539,169	543.60	17.66	423.77	0.212	19.37	464.84	0.232	29.07	697.61	0.349
4/22/2025	4,564,599	23.38	3,253	4,976,103	23.42	3,534	7,415,117	23.03	5,365	16,955,818	412.70	13.40	313.41	0.157	14.56	341.66	0.171	22.10	509.13	0.255
4/23/2025	4,615,817	23.98	3,208	5,019,859	23.93	3,494	7,618,226	23.80	5,335	17,253,902	463.00	14.82	355.55	0.178	16.16	386.67	0.193	24.66	586.82	0.293
4/24/2025	4,664,104	24.00	3,239	4,972,446	23.60	3,512	7,680,972	24.00	5,334	17,317,521	454.80	14.70	352.75	0.176	15.94	376.07	0.188	24.21	580.92	0.290
4/25/2025	4,578,296	24.00	3,179	5,014,067	24.00	3,482	6,806,893	21.15	5,364	16,399,256	468.50	14.87	356.85	0.178	16.25	390.32	0.195	25.09	530.56	0.265
4/26/2025	4,221,364	22.63	3,109	4,629,671	22.50	3,429	7,715,302	23.83	5,395	16,566,243	458.30	14.92	321.87	0.161	15.69	353.00	0.176	24.68	588.27	0.294
4/27/2025	4,458,442	24.00	3,096	4,911,455	24.00	3,411	7,776,304	24.00	5,400	17,146,200	394.40	12.19	292.55	0.146	13.43	322.27	0.161	21.26	510.25	0.255
4/28/2025	4,654,921	23.73	3,269	4,990,956	24.00	3,466	7,776,566	24.00	5,400	17,422,443	426.30	13.91	330.14	0.165	14.75	353.97	0.177	22.98	551.54	0.276
4/29/2025	4,248,710	21.15	3,348	4,460,190	21.15	3,515	6,619,799	20.57	5,365	15,328,699	448.00	14.92	316.67	0.158	15.72	332.43	0.166	23.99	493.40	0.247
4/30/2025	4,367,655	21.82	3,337	4,981,077	23.57	3,523	7,430,173	23.68	5,370	16,778,904	436.90	14.55	317.47	0.159	15.36	362.06	0.181	23.45	554.61	0.277
April Average												**16.74**	**371.72**	**0.19**	**16.50**	**372.38**	**0.19**	**24.71**	**593.57**	**0.30**
April Total	**140,343,111**	**707.92**	**3,304**	**140,359,192**	**674.52**	**3,468**	**224,197,300**	**694.77**	**5,378**	**504,899,603**		**472.21**	**11151.63**	**5.58**	**494.96**	**11171.27**	**5.59**	**741.21**	**17806.96**	**8.90**
5/1/2025	4,807,601	24.00	3,339	4,638,606	21.97	3,519	7,740,745	24.00	5,376	17,186,952	430.10	14.33	344.01	0.172	15.11	331.92	0.166	23.08	553.89	0.277
5/2/2025	3,850,614	19.98	3,212	3,971,059	20.12	3,290	6,036,789	19.22	5,235	13,857,561	484.30	15.53	310.25	0.155	15.91	319.96	0.160	25.31	486.36	0.243
5/3/2025	4,583,632	24.00	3,183	4,735,737	24.00	3,289	7,602,355	24.00	5,279	16,921,723	509.00	16.17	388.15	0.194	16.71	401.03	0.201	26.82	643.78	0.322
5/4/2025	4,611,882	24.00	3,203	2,375,535	13.32	2,973	7,511,376	24.00	5,216	14,498,793	460.80	14.73	353.56	0.177	13.66	182.12	0.091	23.99	575.84	0.288
5/5/2025	3,502,062	19.10	3,056	1,816,492	9.68	3,126	5,894,539	19.57	5,021	11,213,093	467.40	14.26	272.32	0.136	14.59	141.25	0.071	23.43	458.36	0.229
5/6/2025	4,396,351	24.00	3,053	4,631,623	24.00	3,216	7,044,380	24.00	4,892	16,072,353	552.80	16.85	404.33	0.202	17.75	425.96	0.213	26.99	647.86	0.324
5/7/2025	4,524,845	24.00	3,142	4,374,102	22.17	3,289	6,994,275	24.00	4,857	15,893,221	495.60	15.55	373.08	0.187	16.27	360.66	0.180	24.63	576.70	0.288
5/8/2025	2,861,083	14.00	3,168	2,797,413	14.00	3,330	6,974,374	24.00	4,843	12,432,870	487.20	15.41	215.69	0.108	16.20	226.74	0.113	23.55	565.31	0.283
5/9/2025	4,834,987	24.00	3,358	4,799,901	23.03	3,473	6,984,737	24.00	4,851	16,619,624	607.00	20.34	488.27	0.244	21.04	484.72	0.242	29.39	705.36	0.353
5/10/2025	4,859,366	24.00	3,374	4,958,760	23.75	3,480	6,904,319	24.00	4,795	16,722,345	622.50	20.97	503.25	0.252	21.62	513.55	0.257	29.79	715.04	0.358
5/11/2025	4,797,707	24.00	3,332	5,039,549	24.00	3,500	6,836,413	24.00	4,748	16,673,669	686.70	22.84	546.12	0.274	23.99	575.75	0.288	32.54	781.03	0.391
5/12/2025	4,684,219	24.00	3,253	5,151,994	24.00	3,578	6,860,289	24.00	4,764	16,696,501	630.40	20.47	491.28	0.246	22.51	540.34	0.270	29.98	719.50	0.360
5/13/2025	4,679,657	22.97	3,394	5,110,306	23.70	3,594	7,120,151	24.00	4,945	16,910,113	599.60	20.33	466.82	0.233	21.51	509.78	0.255	29.59	710.27	0.355
5/14/2025	4,516,850	23.88	3,152	4,996,271	23.88	3,487	6,953,149	22.63	5,120	16,466,269	595.50	18.74	447.50	0.224	20.73	494.99	0.247	30.44	688.67	0.344
5/15/2025	3,774,317	23.55	2,671	4,693,552	23.33	3,355	7,752,887	24.00	5,384	16,220,756	592.20	15.79	371.86	0.186	19.82	462.43	0.231	31.83	763.84	0.382
5/16/2025	3,784,269	24.00	2,628	4,821,023	24.00	3,348	7,775,344	24.00	5,400	16,380,636	571.50	14.99	359.81	0.180	19.10	458.39	0.229	30.60	737.28	0.370
5/17/2025	3,731,693	24.00	2,591	4,957,470	24.00	3,373	7,777,948	24.00	5,401	16,367,111	503.90	13.04	312.84	0.156	16.97	407.23	0.204	27.17	652.05	0.326
5/18/2025	3,645,124	24.00	2,531	4,808,574	24.00	3,200	7,614,055	24.00	5,288	15,867,753	561.30	14.18	340.39	0.170	17.93	430.36	0.215	29.63	711.02	0.356

Table 10

	Landfill Gas										Lab Analysis, Total Sulfur, as H2S	Flare No. 1 SOx Emissions			Flare No. 2 SOx Emissions			Flare No. 3 SOx Emissions		
	Flare 1/1995			Flare 2/2009			Flare 3/2023			Total Flow	Flare Inlet	Total lbs/hr of SOx	Total lbs of SOx	Total tons of SOx	Total lbs/hr of SOx	Total lbs of SOx	Total tons of SOx	Total lbs/hr of SOx	Total lbs of SOx	Total tons of SOx
2025	(scf)	(hr)	(scfm)	(scf)	(hr)	(scfm)	(scf)	(hr)	(scfm)	(scf)	(ppmv)	(lbs/hr)	(lbs)	(tons)	(lbs/hr)	(lbs)	(tons)	(lbs/hr)	(lbs)	(tons)
5/19/2025	2,230,296	13.10	2,838	4,410,294	22.90	3,210	7,558,436	24.00	5,249	14,199,027	503.20	14.25	186.71	0.093	16.12	369.25	0.185	24.37	632.77	0.316
5/20/2025	4,554,537	24.00	3,163	4,684,958	24.00	3,253	7,716,306	24.00	5,359	16,955,801	420.20	13.27	318.40	0.159	13.65	327.52	0.164	22.48	639.43	0.320
5/21/2025	4,627,739	24.00	3,214	4,795,216	24.00	3,330	7,755,246	24.00	5,386	17,178,200	502.90	16.13	387.19	0.194	16.72	401.20	0.201	27.04	648.86	0.324
5/22/2025	4,672,766	24.00	3,245	4,828,158	24.00	3,353	7,767,638	24.00	5,391	17,263,561	503.30	16.39	393.27	0.196	16.84	404.26	0.202	27.08	649.99	0.325
5/23/2025	4,624,679	24.00	3,212	4,800,032	24.00	3,333	7,766,773	24.00	5,394	17,191,485	486.50	15.60	374.31	0.187	16.19	388.51	0.194	26.19	628.63	0.314
5/24/2025	4,604,859	24.00	3,198	4,774,790	23.67	3,334	7,766,339	24.00	5,393	17,145,987	480.90	15.35	368.42	0.184	16.01	382.70	0.191	25.89	621.36	0.311
5/25/2025	4,630,295	24.00	3,215	4,816,019	24.00	3,344	7,749,228	24.00	5,381	17,195,542	551.40	17.70	424.76	0.212	18.41	441.80	0.221	29.62	710.88	0.355
5/26/2025	4,621,355	24.00	3,209	4,814,696	24.00	3,344	7,722,573	24.00	5,363	17,158,625	444.10	14.23	341.45	0.171	14.82	355.73	0.178	23.77	570.58	0.285
5/27/2025	4,640,551	24.00	3,223	4,818,651	24.00	3,346	7,695,866	24.00	5,344	17,155,068	495.50	15.94	382.55	0.191	16.56	397.23	0.199	26.43	634.42	0.317
5/28/2025	4,607,206	24.00	3,199	4,805,464	24.00	3,337	7,688,032	24.00	5,339	17,100,702	518.70	16.67	397.58	0.199	17.28	414.69	0.207	27.64	663.44	0.332
5/29/2025	4,659,488	24.00	3,236	4,837,862	24.00	3,360	7,613,174	24.00	5,287	17,110,524	475.50	15.36	368.61	0.184	15.95	382.72	0.191	25.09	602.27	0.301
5/30/2025	4,620,978	24.00	3,209	4,852,848	24.00	3,370	7,644,275	24.00	5,309	17,118,100	464.50	14.88	357.10	0.179	15.43	370.32	0.185	24.61	590.74	0.295
5/31/2025	4,601,863	24.00	3,196	4,910,473	24.00	3,410	7,775,806	24.00	5,400	17,288,141	484.00	15.44	370.55	0.185	16.48	395.40	0.198	26.09	626.13	0.313
May Average												**16.31**	**376.14**	**0.188**	**17.49**	**396.85**	**0.198**	**26.99**	**639.16**	**0.320**
May Total	**133,942,963**	**712.58**	**3,133**	**140,527,470**	**697.72**	**3,357**	**228,592,312**	**733.42**	**5,195**	**503,062,745**		**505.52**	**11660.46**	**5.83**	**542.06**	**12302.50**	**6.15**	**836.68**	**19813.88**	**9.91**
6/1/2025	4,529,412	24.00	3,145	5,009,956	24.00	3,479	7,609,113	24.00	5,284	17,148,480	503.70	15.82	379.57	0.190	17.49	419.83	0.210	26.57	637.64	0.319
6/2/2025	4,858,784	24.00	3,374	5,086,915	24.00	3,533	4,107,604	13.52	5,065	14,053,303	484.50	16.32	391.65	0.196	17.08	410.05	0.205	24.58	331.10	0.166
6/3/2025	4,816,135	24.00	3,345	4,992,941	24.00	3,467	7,125,765	24.00	4,948	16,934,840	531.90	17.75	426.19	0.213	18.41	441.80	0.221	26.27	630.57	0.315
6/4/2025	4,726,764	24.00	3,282	4,896,158	24.00	3,400	7,483,340	24.00	5,197	17,106,262	559.10	18.32	439.67	0.220	18.98	455.43	0.228	29.00	696.08	0.348
6/5/2025	4,524,030	23.60	3,195	4,785,000	24.00	3,323	7,695,737	24.00	5,344	17,004,766	568.90	18.14	428.19	0.214	18.87	452.89	0.226	30.35	728.38	0.364
6/6/2025	4,593,113	24.00	3,190	4,758,923	24.00	3,305	7,756,425	24.00	5,386	17,110,461	533.80	17.00	407.90	0.204	17.61	422.63	0.211	28.71	689.01	0.345
6/7/2025	4,633,705	24.00	3,218	4,431,985	22.17	3,332	7,737,020	24.00	5,373	16,802,710	506.00	16.25	390.08	0.195	16.83	373.10	0.187	27.14	651.32	0.326
6/8/2025	4,669,160	24.00	3,242	4,624,397	23.03	3,346	7,682,700	24.00	5,335	16,976,257	605.10	19.59	470.04	0.235	20.21	465.54	0.233	32.23	773.42	0.387
6/9/2025	4,030,219	21.82	3,079	4,583,945	23.63	3,233	6,682,340	22.05	5,051	15,296,504	547.40	16.82	367.03	0.184	17.66	417.36	0.209	27.60	608.56	0.304
6/10/2025	4,034,212	23.35	2,880	4,157,839	22.82	3,037	6,939,008	23.37	4,949	15,131,059	428.50	12.32	287.60	0.144	12.99	294.41	0.148	21.17	494.68	0.247
6/11/2025	4,187,461	23.33	2,991	4,538,146	23.98	3,154	7,632,746	24.00	5,301	16,358,352	400.10	11.95	276.74	0.139	12.60	302.06	0.151	21.17	508.07	0.254
6/12/2025	3,489,604	18.00	3,231	3,606,170	18.00	3,339	5,780,989	18.00	5,353	12,876,762	458.80	14.80	266.36	0.133	15.29	275.28	0.138	24.51	441.26	0.221
6/13/2025	4,655,682	24.00	3,235	4,937,614	23.70	3,472	7,729,791	24.00	5,368	17,323,086	547.00	17.65	423.69	0.212	18.96	449.34	0.225	29.31	703.44	0.352
6/14/2025	4,727,481	24.00	3,283	5,055,958	24.00	3,511	7,761,147	24.00	5,390	17,544,586	537.50	17.61	422.75	0.211	18.84	452.12	0.226	28.92	694.03	0.347
6/15/2025	4,761,773	24.00	3,307	4,488,020	21.53	3,474	7,601,747	24.00	5,279	16,851,539	495.30	16.35	392.38	0.196	17.17	369.82	0.185	26.10	626.40	0.313
6/16/2025	4,775,128	24.00	3,316	5,051,597	24.00	3,508	7,700,883	24.00	5,345	17,527,608	502.00	16.62	398.81	0.199	17.58	421.90	0.211	26.80	643.16	0.322
6/17/2025	4,642,965	23.23	3,331	5,021,854	24.00	3,487	7,692,337	24.00	5,342	17,357,155	501.60	16.68	387.46	0.194	17.46	419.05	0.210	26.75	641.93	0.321
6/18/2025	4,514,030	23.43	3,211	4,594,986	22.83	3,354	7,406,922	23.42	5,272	16,515,938	534.30	17.18	402.66	0.201	17.95	409.91	0.205	28.22	660.75	0.330
6/19/2025	4,310,840	22.57	3,184	4,831,711	24.00	3,355	7,670,267	24.00	5,327	16,812,818	565.00	17.96	405.21	0.203	18.92	454.17	0.227	30.04	720.99	0.360
6/20/2025	4,838,819	23.82	3,386	4,954,917	24.00	3,441	7,774,683	24.00	5,399	17,568,418	574.40	19.42	462.41	0.231	19.73	473.59	0.237	30.96	742.97	0.371
6/21/2025	4,667,821	22.85	3,405	4,946,442	24.00	3,435	7,775,397	24.00	5,400	17,389,659	524.50	17.83	407.32	0.204	17.98	431.63	0.216	28.27	678.49	0.339
6/22/2025	4,780,695	23.47	3,395	4,929,544	24.00	3,423	7,771,886	24.00	5,397	17,482,125	575.30	19.63	460.75	0.230	19.80	475.10	0.238	31.21	749.04	0.375
6/23/2025	4,818,428	23.60	3,403	4,958,354	24.00	3,443	7,769,518	24.00	5,395	17,546,299	529.70	17.99	424.63	0.212	18.21	436.96	0.218	28.53	684.69	0.342
6/24/2025	4,534,493	23.02	3,283	4,860,742	23.87	3,394	7,714,211	24.00	5,357	17,109,445	535.20	17.54	403.75	0.202	18.13	432.80	0.216	28.62	686.88	0.343
6/25/2025	4,159,485	23.00	3,014	4,830,731	24.00	3,355	7,668,090	24.00	5,325	16,658,306	534.20	16.07	369.67	0.185	17.89	429.33	0.215	28.40	681.50	0.341
6/26/2025	4,227,395	23.38	3,013	4,770,231	23.82	3,338	7,648,279	24.00	5,311	16,645,905	502.90	15.13	353.69	0.177	16.76	399.11	0.200	26.66	639.91	0.320
6/27/2025	2,739,198	15.22	3,000	4,753,625	23.60	3,357	7,285,779	23.12	5,253	14,778,602	564.10	16.89	257.07	0.129	18.90	446.14	0.223	29.58	683.76	0.342
6/28/2025	4,380,874	24.00	3,042	4,734,233	24.00	3,288	7,581,615	24.00	5,265	16,696,722	589.10	17.89	429.36	0.215	19.33	463.99	0.232	30.96	743.06	0.372
6/29/2025	3,972,470	21.63	3,060	4,767,063	24.00	3,310	7,630,993	24.00	5,299	16,370,526	615.10	18.79	406.32	0.203	20.33	487.83	0.244	32.54	780.91	0.390
6/30/2025	4,508,653	24.00	3,131	4,796,405	24.00	3,331	7,707,667	24.00	5,353	17,012,724	556.90	17.41	417.73	0.209	18.52	444.39	0.222	29.76	714.12	0.357
June Average												**16.99**	**391.96**	**0.20**	**17.88**	**420.99**	**0.21**	**28.03**	**655.54**	**0.33**
June Total	**133,108,821**	**691.32**	**3,209**	**142,756,593**	**704.98**	**3,375**	**222,125,993**	**699.47**	**5,293**	**497,991,407**		**509.71**	**11758.89**	**5.88**	**536.49**	**12629.62**	**6.31**	**840.83**	**19666.12**	**9.83**
Qtr Total	**407,394,895**	**2,111.82**	**3,215**	**423,643,255**	**2,077.22**	**3,399**	**674,915,605**	**2,127.65**	**5,287**	**1,505,953,755**		**1,487**	**34,571**	**17**	**1,574**	**36,103**	**18**	**2,419**	**57,287**	**29**
7/1/2025	4,343,127	22.58	3,205	4,835,946	24.00	3,358	7,774,221	24.00	5,399	16,953,294	560.80	17.94	405.21	0.203	18.80	451.19	0.226	30.22	725.33	0.363
7/2/2025	4,624,682	24.00	3,212	4,752,896	24.00	3,301	7,775,463	24.00	5,400	17,153,040	539.40	17.29	415.02	0.208	17.77	426.53	0.213	29.07	697.77	0.349
7/3/2025	4,626,852	24.00	3,213	4,710,427	24.00	3,271	7,774,215	24.00	5,399	17,111,494	502.70	16.12	386.96	0.193	16.41	393.98	0.197	27.09	650.19	0.325
7/4/2025	4,650,063	24.00	3,229	4,685,862	24.00	3,254	7,776,638	24.00	5,400	17,112,562	563.00	18.15	435.55	0.218	18.29	438.90	0.219	30.35	728.41	0.364
7/5/2025	4,682,872	24.00	3,252	4,663,992	24.00	3,239	7,776,152	24.00	5,400	17,123,016	548.00	17.79	426.94	0.213	17.72	425.32	0.213	29.54	708.95	0.354
7/6/2025	4,591,007	24.00	3,188	4,634,564	24.00	3,218	7,647,515	24.00	5,311	16,873,085	560.60	17.84	428.19	0.214	18.01	432.25	0.216	29.72	713.26	0.357
7/7/2025	4,404,116	23.42	3,135	4,423,302	22.73	3,243	7,394,597	23.35	5,278	16,222,014	518.50	16.22	379.91	0.190	16.28	381.54	0.191	27.32	637.88	0.319
7/8/2025	4,336,265	23.03	3,138	4,331,225	22.58	3,196	7,292,357	23.18	5,243	15,959,846	427.10	13.38	308.12	0.154	13.63	307.75	0.154	22.35	518.17	0.259
7/9/2025	4,571,361	24.00	3,175	4,378,530	22.57	3,234	7,580,529	24.00	5,264	16,530,420	545.10	17.27	414.57	0.207	17.60	397.08	0.199	28.64	687.46	0.344
7/10/2025	4,471,528	23.57	3,162	4,554,127	23.70	3,203	7,586,577	24.00	5,270	16,614,226	518.00	16.35	385.35	0.193	16.56	392.47	0.196	27.25	653.98	0.327
7/11/2025	4,511,216	23.55	3,193	4,543,929	24.00	3,156	7,717,722	24.00	5,359	16,772,866	565.40	18.02	424.35	0.212	17.81	427.43	0.214	30.25	725.92	0.363
7/12/2025	4,261,625	23.48	3,025	4,575,039	24.00	3,177	7,758,480	24.00	5,388	16,595,144	510.70	15.42	362.09	0.181	16.20	388.72	0.194	27.47	659.20	0.330
7/13/2025	4,123,001	23.58	2,914	4,613,725	24.00	3,204	7,771,679	24.00	5,397	16,508,404	440.50	12.81	302.16	0.151	14.09	338.12	0.169	23.73	569.55	0.285
7/14/2025	4,114,455	23.47	2,923	4,623,400	24.00	3,211	7,773,108	24.00	5,398	16,510,963	526.80	15.37	360.60	0.180	16.88	405.21	0.203	28.39	681.26	0.341
7/15/2025	4,265,915	24.00	2,962	4,613,563	24.00	3,204	7,766,392	24.00	5,393	16,645,870	531.50	15.72	377.21	0.189	17.00	407.83	0.204	28.61	686.74	0.343
7/16/2025	4,364,657	24.00	3,031	4,555,041	24.00	3,163	7,771,827	24.00	5,397	16,691,524	489.40	14.81	355.37	0.178	15.45	370.88	0.185	26.37	632.79	0.316
7/17/2025	4,523,845	24.00	3,142	4,542,597	24.00	3,155	7,775,197	24.00	5,399	16,841,638	528.10	16.56	397.46	0.199	16.63	399.11	0.200	28.46	683.13	0.342
7/18/2025	4,501,029	24.00	3,126	4,554,889	24.00	3,163	7,776,585	24.00	5,400	16,832,502	412.50	12.87	308.89	0.154	13.02	312.59	0.156	22.24	533.69	0.267
7/19/2025	4,518,637	24.00	3,138	4,494,139	24.00	3,121	7,772,955	24.00	5,398	16,785,730	465.40	14.58	349.87	0.175	14.50	347.97	0.174	25.08	601.85	0.301
7/20/2025	4,364,440	24.00	3,031	4,367,133	24.00	3,033	7,662,894	24.00	5,321	16,394,467	522.10	15.80	379.10	0.190	15.81	379.33	0.190	27.73	665.61	0.333
7/21/2025	4,395,640	24.00	3,053	4,391,248	24.00	3,049	7,772,814	24.00	5,398	16,559,702	387.50	11.81	283.38	0.142	11.80	283.10	0.142	20.88	501.10	0.251
7/22/2025	4,431,982	24.00	3,078	4,371,826	24.00	3,036	7,772,490	24.00	5,398	16,576,297	412.40	12.67	304.08	0.152	12.50	299.95	0.150	22.22	533.28	0.267
7/23/2025	4,248,761	23.22	3,050	4,056,029	22.63	2,987	7,286,079	22.65	5,361	15,590,869	409.60	12.47	289.53	0.145	12.21	276.40	0.138	21.92	496.51	0.248
7/24/2025	3,903,278	20.88	3,115	3,415,364	8.02	2,943	6,637,132	21.52	5,141	11,955,774	529.00	16.45	343.52	0.172	15.54	124.37	0.062	27.15	584.15	0.292
7/25/2025	4,613,123	24.00	3,204	4,780,052	24.00	3,319	7,753,119	24.00	5,384	17,146,293	388.30	12.42	298.01	0.149	12.87	308.80	0.154	20.87	500.86	0.250
7/26/2025	4,781,950	24.00	3,321	4,932,706	24.00	3,425	7,775,661	24.00	5,400	17,490,317	406.20	13.46	323.16	0.162	13.89	333.35	0.167	21.89	525.47	0.263

Table 10

	Landfill Gas										Lab Analysis, Total Sulfur, as H2S	Flare No. 1 SOx Emissions			Flare No. 2 SOx Emissions			Flare No. 3 SOx Emissions		
	Flare 1/1995			Flare 2/2009			Flare 3/2023			Total Flow	Flare Inlet	Total lbs/hr of SOx	Total lbs of SOx	Total tons of SOx	Total lbs/hr of SOx	Total lbs of SOx	Total tons of SOx	Total lbs/hr of SOx	Total lbs of SOx	Total tons of SOx
2025	(scf)	(hr)	(scfm)	(scf)	(hr)	(scfm)	(scf)	(hr)	(scfm)	(scf)	(ppmv)	(lbs/hr)	(lbs)	(tons)	(lbs/hr)	(lbs)	(tons)	(lbs/hr)	(lbs)	(tons)
7/27/2025	4,815,780	24.00	3,344	4,950,894	24.00	3,438	7,775,275	24.00	5,399	17,541,948	444.20	14.83	355.89	0.178	15.24	365.88	0.183	23.94	574.60	0.287
7/28/2025	4,833,142	24.00	3,356	4,957,416	24.00	3,443	7,775,566	24.00	5,400	17,566,125	399.30	13.38	321.07	0.161	13.72	329.38	0.165	21.52	516.54	0.258
7/29/2025	4,836,544	24.00	3,359	4,996,151	24.00	3,470	7,775,656	24.00	5,400	17,608,350	451.10	15.12	362.98	0.181	15.62	374.96	0.187	24.31	583.56	0.292
7/30/2025	4,822,693	24.00	3,349	5,034,824	24.00	3,496	7,757,960	24.00	5,389	17,617,476	395.60	13.25	317.41	0.159	13.61	331.37	0.166	21.28	510.75	0.255
7/31/2025	4,789,648	23.72	3,366	5,035,475	24.00	3,497	7,688,165	23.83	5,376	17,513,287	357.10	12.00	284.55	0.142	12.46	299.16	0.150	19.16	456.76	0.228
July Average												15.10	357.63	0.179	15.44	359.71	0.180	25.65	611.12	0.306
July Total	139,323,226	734.50	3,161	140,376,300	722.23	3,239	237,698,511	738.53	5,364	517,398,036		468.14	11086.52	5.54	478.62	11151.07	5.58	795.04	18944.64	9.47
8/1/2025	4,766,437	24.00	3,310	4,978,491	24.00	3,457	7,761,632	24.00	5,390	17,506,559	333.30	11.01	264.30	0.132	11.50	276.06	0.138	17.93	430.39	0.215
8/2/2025	4,806,781	24.00	3,338	4,982,153	24.00	3,460	7,775,163	24.00	5,399	17,564,096	372.40	12.41	297.81	0.149	12.86	308.57	0.154	20.07	481.72	0.241
8/3/2025	4,804,754	24.00	3,337	4,970,870	24.00	3,452	7,774,147	24.00	5,399	17,549,771	371.10	12.36	296.64	0.148	12.78	306.90	0.153	20.00	479.97	0.240
8/4/2025	4,659,740	24.00	3,236	4,816,293	24.00	3,345	7,573,542	24.00	5,259	17,049,574	396.70	12.81	307.54	0.154	13.24	317.87	0.159	20.83	499.84	0.250
8/5/2025	4,701,353	24.00	3,265	3,394,064	17.02	3,324	7,620,505	24.00	5,292	15,715,922	363.90	11.86	284.63	0.142	12.00	205.48	0.103	19.22	461.36	0.231
8/6/2025	4,883,688	24.00	3,391	34,815	0.27	2,176	7,766,202	24.00	5,393	12,684,705	444.90	15.06	361.48	0.181	9.66	2.58	0.001	23.95	574.84	0.287
8/7/2025	3,826,336	20.50	3,111	1,422,289	8.80	2,694	6,330,673	20.82	5,069	11,579,298	447.60	13.90	284.94	0.142	12.04	105.91	0.053	22.65	471.43	0.236
8/8/2025	3,803,685	24.00	2,641	3,867,348	24.00	2,686	7,008,299	24.00	4,867	14,679,332	537.90	14.18	340.39	0.170	14.42	346.09	0.173	26.13	627.17	0.314
8/9/2025	3,359,604	20.80	2,692	2,608,255	16.35	2,659	6,286,199	20.72	5,057	12,254,057	558.60	15.01	312.22	0.156	14.83	242.39	0.121	28.20	584.20	0.292
8/10/2025	3,654,551	23.13	2,633	3,402,317	21.77	2,605	7,165,877	24.00	4,976	14,222,745	475.40	12.49	289.05	0.145	12.36	269.10	0.135	23.62	566.76	0.283
8/11/2025	3,584,594	24.00	2,489	3,858,825	23.98	2,682	6,981,247	24.00	4,848	14,424,665	451.80	11.23	269.44	0.135	12.09	290.05	0.145	21.86	524.75	0.262
8/12/2025	3,777,868	24.00	2,624	3,886,965	23.62	2,743	7,308,030	24.00	5,075	14,972,863	473.40	12.40	297.54	0.149	12.96	306.13	0.153	23.98	575.57	0.288
8/13/2025	4,126,644	23.28	2,954	3,086,849	16.77	3,068	7,732,806	24.00	5,370	14,946,298	431.30	12.72	296.11	0.148	13.21	221.50	0.111	23.12	554.87	0.277
8/14/2025	4,201,468	24.00	2,918	2,162,800	18.13	2,907	7,755,812	24.00	5,386	15,120,079	363.00	10.57	253.73	0.127	10.53	191.01	0.096	19.52	468.39	0.234
8/15/2025	4,058,931	24.00	2,819	3,779,663	21.05	2,993	7,691,041	24.00	5,341	15,529,634	335.70	9.45	226.69	0.113	10.03	211.09	0.106	17.90	429.55	0.215
8/16/2025	3,820,508	24.00	2,653	4,516,315	24.00	3,136	7,678,465	24.00	5,332	16,015,288	327.90	8.68	208.42	0.104	10.27	246.38	0.123	17.45	418.88	0.209
8/17/2025	3,765,384	24.00	2,615	4,527,867	24.00	3,144	7,666,639	24.00	5,324	15,959,890	391.50	10.22	245.25	0.123	12.29	294.92	0.147	20.81	499.36	0.250
8/18/2025	3,725,212	24.00	2,587	4,552,840	24.00	3,162	7,656,326	24.00	5,317	15,934,378	366.70	9.47	227.27	0.114	11.57	277.76	0.139	19.46	467.09	0.234
8/19/2025	3,732,694	24.00	2,592	4,598,135	24.00	3,193	7,697,311	24.00	5,345	16,028,140	336.10	8.70	208.72	0.104	10.71	257.11	0.129	17.93	430.41	0.215
8/20/2025	3,747,102	24.00	2,602	4,662,113	24.00	3,238	7,764,244	24.00	5,392	16,173,458	403.60	10.48	251.61	0.126	13.04	313.01	0.157	21.72	521.34	0.261
8/21/2025	3,881,364	23.18	2,790	4,616,177	23.13	3,325	7,402,794	23.42	5,269	15,899,335	333.40	9.29	215.29	0.108	11.07	255.97	0.128	17.54	410.61	0.205
8/22/2025	4,053,084	23.87	2,830	4,738,491	24.00	3,291	7,118,035	22.83	5,196	15,909,610	300.30	8.48	202.49	0.101	9.86	236.71	0.118	15.57	355.62	0.178
8/23/2025	3,793,807	24.00	2,635	4,599,341	24.00	3,194	7,518,407	24.00	5,221	15,911,554	450.00	11.83	284.03	0.142	14.35	344.33	0.172	23.45	562.87	0.281
8/24/2025	3,752,233	23.53	2,657	4,278,516	22.66	3,144	7,150,731	23.05	5,170	15,181,480	346.90	9.20	216.55	0.108	10.89	246.93	0.123	17.90	412.69	0.206
8/25/2025	4,071,823	24.00	2,828	4,473,513	24.00	3,245	7,649,377	24.00	5,312	16,394,713	296.50	8.37	200.86	0.100	9.61	230.54	0.115	15.72	377.33	0.189
8/26/2025	2,774,420	15.06	2,999	4,714,306	24.00	3,274	7,743,739	24.00	5,378	15,172,465	345.40	10.34	155.98	0.078	11.29	270.90	0.135	18.54	444.99	0.222
8/27/2025	4,484,944	24.00	3,115	4,624,882	24.00	3,212	7,776,421	24.00	5,400	16,886,246	333.20	10.36	248.62	0.124	10.68	256.38	0.128	17.96	431.08	0.216
8/28/2025	4,470,702	24.00	3,105	4,627,931	24.00	3,214	7,772,762	24.00	5,398	16,871,395	314.10	9.73	233.62	0.117	10.06	241.84	0.121	16.92	406.18	0.203
8/29/2025	4,364,490	23.88	3,046	4,510,661	23.40	3,213	7,707,180	24.00	5,352	16,582,330	362.10	11.01	262.93	0.131	11.61	271.73	0.136	19.35	464.30	0.232
8/30/2025	4,403,171	24.00	3,058	4,640,660	24.00	3,223	7,715,837	24.00	5,358	16,759,667	370.60	11.31	271.48	0.136	11.92	286.13	0.143	19.82	475.73	0.238
8/31/2025	4,390,664	24.00	3,049	4,627,283	24.00	3,213	7,662,535	24.00	5,321	16,680,482	398.00	12.11	290.73	0.145	12.77	306.40	0.153	21.14	507.37	0.254
August Average												11.20	261.50	0.131	11.83	256.06	0.128	20.33	481.18	0.241
August Total	126,188,029	725.27	2,900	125,760,021	668.97	3,133	232,211,971	734.83	5,267	484,160,021		347.06	8106.35	4.05	366.61	7937.95	3.97	630.28	14916.66	7.46
9/1/2025	4,367,363	24.00	3,033	4,614,832	24.00	3,205	7,620,212	24.00	5,292	16,602,407	375.10	11.36	272.55	0.136	12.00	287.99	0.144	19.81	475.54	0.238
9/2/2025	4,356,701	24.00	3,025	4,595,268	24.00	3,191	7,539,421	24.00	5,236	16,491,389	348.80	10.53	252.82	0.126	11.11	266.66	0.133	18.23	437.51	0.219
9/3/2025	4,422,246	24.00	3,071	4,597,345	24.00	3,193	7,643,790	24.00	5,308	16,663,381	426.20	13.07	313.57	0.157	13.58	325.98	0.163	22.58	541.99	0.271
9/4/2025	4,378,424	24.00	3,041	4,558,497	24.00	3,166	7,657,736	24.00	5,318	16,594,657	361.90	10.98	263.62	0.132	11.44	274.46	0.137	19.21	461.06	0.231
9/5/2025	4,332,504	24.00	3,009	4,520,156	24.00	3,139	7,658,431	24.00	5,318	16,511,090	302.70	9.09	218.18	0.109	9.48	227.63	0.114	16.07	385.68	0.193
9/6/2025	4,315,997	24.00	2,997	4,511,519	24.00	3,133	7,679,540	24.00	5,333	16,507,055	392.20	11.73	281.62	0.141	12.27	294.38	0.147	20.88	501.09	0.251
9/7/2025	4,305,311	24.00	2,990	4,510,546	24.00	3,132	7,683,571	24.00	5,336	16,499,428	445.00	13.28	318.74	0.159	13.91	333.93	0.167	23.70	568.85	0.284
9/8/2025	4,204,766	24.00	2,920	4,378,383	24.00	3,041	7,554,973	23.52	5,354	16,138,121	379.90	11.07	265.76	0.133	11.53	276.73	0.138	20.30	487.50	0.239
9/9/2025	4,248,175	24.00	2,950	4,429,425	24.00	3,076	7,771,011	24.00	5,397	16,448,611	381.20	11.23	269.42	0.135	11.70	280.91	0.140	20.53	492.84	0.246
9/10/2025	4,250,719	24.00	2,952	4,482,173	24.00	3,113	7,757,697	24.00	5,387	16,490,589	342.80	10.10	242.42	0.121	10.45	255.62	0.128	18.43	442.43	0.221
9/11/2025	4,252,983	24.00	2,953	4,497,553	24.00	3,123	7,754,987	24.00	5,385	16,505,523	369.30	10.89	261.30	0.131	11.51	276.33	0.138	19.85	476.47	0.238
9/12/2025	4,232,128	24.00	2,939	4,488,930	24.00	3,117	7,723,233	24.00	5,363	16,444,290	344.90	10.12	242.84	0.121	10.73	257.58	0.129	18.47	443.16	0.222
9/13/2025	4,238,249	24.00	2,943	4,496,030	24.00	3,122	7,691,901	24.00	5,342	16,426,180	362.10	10.64	255.32	0.128	11.29	270.85	0.135	19.31	463.38	0.232
9/14/2025	4,241,345	24.00	2,945	4,491,330	24.00	3,119	7,655,314	24.00	5,316	16,387,988	373.10	10.97	263.27	0.132	11.62	278.79	0.139	19.80	475.18	0.238
9/15/2025	4,351,557	24.00	3,022	4,678,498	24.00	3,249	7,639,644	24.00	5,305	16,669,698	325.10	9.81	235.36	0.118	0.00	253.04	0.127	17.22	413.20	0.207
9/16/2025	4,523,565	24.00	3,141	4,894,332	24.00	3,399	7,772,550	24.00	5,398	17,190,446	311.30	9.76	234.28	0.117	10.56	253.48	0.127	16.77	402.55	0.201
9/17/2025	4,730,853	24.00	3,285	4,944,718	24.00	3,434	7,775,801	24.00	5,400	17,451,371	336.60	11.04	264.93	0.132	11.54	276.90	0.138	18.14	435.44	0.218
9/18/2025	3,339,662	21.82	2,551	4,775,602	24.00	3,319	7,710,360	24.00	5,354	15,829,632	308.30	7.85	171.30	0.086	10.21	245.15	0.123	16.48	395.48	0.198
9/19/2025	4,597,302	24.00	3,193	4,754,786	23.50	3,372	7,740,617	24.00	5,375	17,092,704	242.00	7.71	185.09	0.093	8.15	191.43	0.096	12.99	311.65	0.156
9/20/2025	4,598,617	24.00	3,193	4,913,488	24.00	3,412	7,775,773	24.00	5,400	17,287,877	260.10	8.29	198.99	0.099	8.86	212.62	0.106	14.02	336.48	0.168
9/21/2025	4,563,969	23.78	3,198	4,854,742	24.00	3,371	7,774,434	24.00	5,399	17,193,144	314.20	10.03	238.57	0.119	10.57	253.77	0.127	16.93	406.39	0.203
9/22/2025	4,464,863	24.00	3,101	4,687,467	24.00	3,255	7,688,561	24.00	5,339	16,840,891	296.80	9.19	220.47	0.110	9.64	231.46	0.116	15.82	379.65	0.190
9/23/2025	4,411,385	24.00	3,063	4,653,275	24.00	3,231	7,714,971	24.00	5,358	16,779,631	306.80	9.38	225.17	0.113	9.90	237.51	0.119	16.41	393.79	0.197
9/24/2025	4,394,926	24.00	3,052	4,599,686	24.00	3,194	7,691,593	24.00	5,341	16,686,204	260.70	7.94	190.62	0.095	8.31	199.50	0.100	13.90	333.60	0.167
9/25/2025	4,359,320	24.00	3,027	4,406,004	23.28	3,154	7,732,735	24.00	5,370	16,498,058	295.60	8.93	214.39	0.107	9.31	216.63	0.108	15.85	380.29	0.190
9/26/2025	3,671,772	24.00	2,550	4,181,883	24.00	2,904	7,206,327	24.00	5,004	15,059,982	270.20	6.88	165.06	0.083	7.83	187.92	0.094	13.50	323.95	0.162
9/27/2025	2,134,626	24.00	1,482	4,289,530	24.00	2,979	7,599,936	24.00	5,278	14,024,092	340.90	5.04	121.07	0.061	10.14	243.28	0.122	17.96	431.03	0.216
9/28/2025	2,002,253	24.00	1,390	4,510,710	24.00	3,132	7,719,381	24.00	5,361	14,232,344	320.20	4.44	106.66	0.053	10.01	240.29	0.120	17.13	411.22	0.206
9/29/2025	1,294,763	24.00	899	4,636,725	24.00	3,220	7,757,349	24.00	5,387	13,688,837	432.00	3.88	93.06	0.047	13.89	333.25	0.167	23.23	557.53	0.279
9/30/2025	2,086,592	19.63	1,771	4,287,647	23.47	3,045	7,442,064	23.30	5,323	13,816,302	488.90	8.64	169.72	0.085	14.86	348.75	0.174	25.98	605.32	0.303
September Average												9.46	225.21	0.11	10.55	261.10	0.13	18.32	438.68	0.22
September Total	119,672,927	713.23	2,796	117,245,074	718.25	3,185	230,133,916	718.82	5,336	467,051,916		283.88	6756.15	3.38	316.61	7832.97	3.92	549.51	13160.25	6.58
Qtr Total	385,184,181	2,173.00	2,954	403,381,394	2,109.45	3,187	700,044,397	2,192.18	5,322	1,488,601,972		1,099	25,949	13	1,162	26,922	13	1,975	47,022	24

Table 10

	Landfill Gas										Lab Analysis, Total Sulfur as H2S	Flare No. 1 SOx Emissions			Flare No. 2 SOx Emissions			Flare No. 3 SOx Emissions		
	Flare 1/1995			Flare 2/2009			Flare 3/2023			Total Flow	Flare Inlet	Total lbs/hr of SOx	Total lbs of SOx	Total tons of SOx	Total lbs/hr of SOx	Total lbs of SOx	Total tons of SOx	Total lbs/hr of SOx	Total lbs of SOx	Total tons of SOx
2025	(scf)	(hr)	(scfm)	(scf)	(hr)	(scfm)	(scf)	(hr)	(scfm)	(scf)	(ppmv)	(lbs/hr)	(lbs)	(tons)	(lbs/hr)	(lbs)	(tons)	(lbs/hr)	(lbs)	(tons)
10/1/2025	3,523,924	23.03	2,550	4,476,011	24.00	3,108	7,760,128	24.00	5,389	15,760,042	281.60	7.17	165.09	0.083	8.74	209.70	0.105	15.15	363.56	0.182
10/2/2025	3,730,615	24.00	2,591	4,630,771	24.00	3,216	7,777,396	24.00	5,401	16,138,782	316.20	8.18	196.25	0.098	10.15	243.61	0.122	17.05	409.14	0.205
10/3/2025	3,405,114	24.00	2,365	4,973,107	24.00	3,454	7,777,052	24.00	5,401	16,155,273	311.30	7.35	176.35	0.088	10.73	257.56	0.129	16.78	402.78	0.201
10/4/2025	2,338,724	24.00	1,624	4,901,862	24.00	3,404	7,776,521	24.00	5,400	15,017,106	294.40	4.77	114.55	0.057	10.00	240.09	0.120	15.87	380.89	0.190
10/5/2025	1,912,820	24.00	1,328	4,776,573	24.00	3,317	7,776,333	24.00	5,400	14,465,725	319.60	4.24	101.71	0.051	10.58	253.98	0.127	17.23	413.48	0.207
10/6/2025	1,784,649	14.48	2,054	4,302,495	24.00	2,988	7,716,474	24.00	5,359	13,803,617	293.90	6.02	87.28	0.044	8.77	210.37	0.105	15.72	377.30	0.189
10/7/2025	3,713,284	24.00	2,579	3,931,629	23.40	2,800	7,761,422	24.00	5,390	15,406,335	305.20	7.86	188.55	0.094	8.53	199.63	0.100	16.42	394.09	0.197
10/8/2025	3,898,009	24.00	2,707	4,038,422	24.00	2,804	7,697,184	24.00	5,345	15,633,614	285.30	7.71	185.02	0.093	7.99	191.66	0.096	15.72	365.35	0.183
10/9/2025	3,716,893	22.98	2,695	3,764,505	21.78	2,880	7,069,123	22.52	5,233	14,550,521	450.50	12.12	278.58	0.139	12.85	282.13	0.141	23.53	529.80	0.265
10/10/2025	3,979,095	24.00	2,763	4,225,891	24.00	2,935	7,680,346	24.00	5,334	15,885,332	291.30	8.04	192.84	0.096	8.53	204.80	0.102	15.91	372.72	0.186
10/11/2025	3,922,640	24.00	2,724	4,203,882	24.00	2,919	7,741,161	24.00	5,376	15,867,692	306.60	8.34	200.09	0.100	8.93	214.43	0.107	16.45	394.87	0.197
10/12/2025	3,906,626	24.00	2,713	4,216,762	24.00	2,928	7,763,934	24.00	5,392	15,887,321	297.30	8.05	193.23	0.097	8.69	208.57	0.104	16.00	384.02	0.192
10/13/2025	3,832,045	24.00	2,661	4,167,226	24.00	2,894	7,761,129	24.00	5,390	15,760,401	318.10	8.40	201.52	0.101	9.13	219.15	0.110	17.01	408.15	0.204
10/14/2025	3,494,332	24.00	2,427	3,943,955	24.00	2,739	7,532,504	24.00	5,231	14,970,791	292.80	7.09	170.22	0.085	8.01	192.12	0.096	15.59	366.93	0.183
10/15/2025	3,748,463	24.00	2,603	4,144,348	24.00	2,878	7,761,191	24.00	5,390	15,654,001	308.30	8.01	192.26	0.096	8.86	212.57	0.106	16.59	398.08	0.199
10/16/2025	3,804,936	23.30	2,722	4,267,063	24.00	2,963	7,466,567	23.35	5,244	15,558,566	271.60	7.38	171.93	0.086	8.03	192.81	0.096	14.49	338.29	0.169
10/17/2025	4,235,803	24.00	2,942	4,610,600	24.00	3,202	7,775,375	24.00	5,400	16,621,777	287.20	8.43	202.39	0.101	9.18	220.30	0.110	15.48	371.52	0.186
10/18/2025	4,221,114	24.00	2,931	4,622,991	24.00	3,210	7,741,851	24.00	5,376	16,585,955	306.40	8.97	215.17	0.108	9.82	235.66	0.118	16.44	394.64	0.197
10/19/2025	4,203,805	24.00	2,919	4,646,510	24.00	3,225	7,740,581	24.00	5,375	16,589,895	326.80	9.52	228.56	0.114	10.52	252.57	0.126	17.54	420.85	0.210
10/20/2025	4,090,600	24.00	2,841	4,541,493	24.00	3,154	7,717,255	24.00	5,359	16,349,548	278.30	7.89	189.41	0.095	8.76	210.27	0.105	14.89	357.31	0.179
10/21/2025	4,002,081	24.00	2,779	4,453,569	24.00	3,093	7,675,430	24.00	5,330	16,131,080	313.50	8.70	208.74	0.104	9.68	232.28	0.116	16.68	400.34	0.200
10/22/2025	4,025,447	24.00	2,795	4,485,907	24.00	3,115	7,691,390	24.00	5,341	16,202,744	374.90	10.46	251.07	0.126	11.66	279.77	0.140	19.99	479.73	0.240
10/23/2025	3,672,030	24.00	2,550	4,079,814	24.00	2,833	7,192,894	24.00	4,999	14,949,737	275.40	7.01	168.25	0.084	7.79	186.93	0.093	13.74	329.77	0.165
10/24/2025	3,890,936	24.00	2,702	4,219,204	23.58	2,982	7,437,477	23.53	5,267	15,547,617	214.60	5.79	138.92	0.069	6.39	150.64	0.075	11.28	265.54	0.133
10/25/2025	3,801,082	24.00	2,640	4,394,484	24.00	3,052	7,767,001	24.00	5,394	15,962,566	308.40	8.13	195.03	0.098	9.39	225.47	0.113	16.60	398.51	0.199
10/26/2025	3,786,064	24.00	2,629	4,394,806	24.00	3,052	7,773,860	24.00	5,399	15,954,730	327.90	8.81	206.54	0.103	9.99	239.75	0.120	17.67	424.08	0.212
10/27/2025	3,811,871	24.00	2,647	4,414,283	24.00	3,065	7,775,587	24.00	5,400	16,002,821	312.40	8.25	198.12	0.099	9.56	229.43	0.115	16.84	404.18	0.202
10/28/2025	3,833,986	24.00	2,662	4,469,459	24.00	3,104	7,776,951	24.00	5,401	16,080,396	314.60	8.36	200.67	0.100	9.75	233.92	0.117	16.96	407.04	0.204
10/29/2025	3,942,995	24.00	2,738	4,571,065	24.00	3,174	7,776,746	24.00	5,401	16,290,805	320.80	8.77	210.44	0.105	10.17	243.96	0.122	17.29	415.05	0.208
10/30/2025	3,940,782	24.00	2,737	4,562,810	24.00	3,169	7,777,012	24.00	5,401	16,280,604	316.60	8.65	207.57	0.104	10.01	240.33	0.120	17.07	409.63	0.205
10/31/2025	3,805,416	23.75	2,670	4,258,636	23.18	3,062	7,580,065	23.60	5,353	15,644,116	276.90	7.36	174.74	0.087	8.43	195.55	0.098	14.75	348.06	0.174
October Average												7.92	187.45	0.094	9.35	222.91	0.111	16.37	391.14	0.196
October Total	113,976,374	731.55	2,597	135,689,128	739.95	3,056	238,044,211	741.00	5,354	487,709,713		245.41	5811.06	2.91	289.73	6910.10	3.46	507.53	12125.25	6.06
11/1/2025	3,935,605	24.00	2,733	4,430,313	24.00	3,077	7,773,801	24.00	5,398	16,139,719	281.40	7.68	184.25	0.092	8.64	207.41	0.104	15.16	363.94	0.182
11/2/2025	3,976,043	24.00	2,761	4,505,528	24.00	3,129	7,778,757	24.00	5,402	16,260,327	303.00	8.35	200.43	0.100	9.46	227.15	0.114	16.34	392.13	0.196
11/3/2025	3,802,021	24.00	2,640	4,310,455	23.72	3,029	7,606,902	23.83	5,320	15,719,378	274.20	7.23	173.44	0.087	8.29	196.64	0.098	14.56	347.01	0.174
11/4/2025	3,788,991	24.00	2,631	4,390,799	24.00	3,049	7,766,064	24.00	5,393	15,945,854	259.00	6.80	163.27	0.082	7.88	189.20	0.095	13.94	334.64	0.167
11/5/2025	3,837,198	24.00	2,665	4,478,730	24.00	3,110	7,776,943	24.00	5,401	16,092,871	399.70	10.63	255.16	0.128	12.41	297.83	0.149	21.55	517.15	0.259
11/6/2025	3,776,466	24.00	2,623	4,409,691	24.00	3,062	7,774,030	24.00	5,399	15,960,187	315.00	8.25	197.91	0.099	9.63	231.10	0.116	16.98	407.41	0.204
11/7/2025	3,708,180	24.00	2,575	4,344,836	24.00	3,017	7,662,056	24.00	5,321	15,715,071	337.90	8.69	208.46	0.104	10.18	244.25	0.122	17.95	430.73	0.215
11/8/2025	3,547,201	24.00	2,463	4,181,930	24.00	2,904	7,446,424	24.00	5,171	15,175,555	36.50	0.90	21.54	0.011	1.06	25.39	0.013	1.88	45.22	0.023
11/9/2025	3,556,634	24.00	2,470	4,208,747	24.00	2,923	7,473,104	24.00	5,190	15,238,485	164.30	4.05	97.22	0.049	4.79	115.04	0.058	8.51	204.27	0.102
11/10/2025	3,837,438	24.00	2,665	4,192,642	24.00	2,912	7,468,763	24.00	5,187	15,498,842	169.90	4.52	108.47	0.054	4.94	118.58	0.059	8.80	211.11	0.106
11/11/2025	3,918,021	24.00	2,721	4,211,614	24.00	2,925	7,566,717	24.00	5,255	15,696,351	214.50	5.83	139.82	0.070	6.26	150.30	0.075	11.25	270.03	0.135
11/12/2025	3,890,803	24.00	2,702	4,204,471	24.00	2,920	7,576,267	24.00	5,261	15,671,540	266.90	7.20	172.77	0.086	7.78	186.69	0.093	14.02	336.42	0.168
11/13/2025	3,874,099	24.00	2,690	4,204,316	24.00	2,920	7,585,674	24.00	5,268	15,664,088	245.70	6.60	158.36	0.079	7.16	171.85	0.086	12.92	310.08	0.155
11/14/2025	3,767,479	24.00	2,616	4,148,440	24.00	2,881	7,530,719	24.00	5,230	15,446,637	264.70	6.91	165.91	0.083	7.61	182.59	0.091	13.62	331.64	0.166
11/15/2025	3,700,960	24.00	2,570	4,195,360	24.00	2,913	7,618,939	24.00	5,291	15,515,258	199.30	5.11	122.71	0.061	5.80	139.11	0.070	10.53	252.62	0.126
11/16/2025	3,627,538	24.00	2,519	4,257,588	24.00	2,957	7,644,082	24.00	5,308	15,529,208	218.40	5.49	131.81	0.066	6.45	154.70	0.077	11.57	277.75	0.139
11/17/2025	3,464,403	24.00	2,406	4,201,820	24.00	2,918	7,692,385	24.00	5,342	15,358,608	219.20	5.26	126.34	0.063	6.38	153.23	0.077	11.69	280.53	0.140
11/18/2025	3,436,020	24.00	2,386	4,286,514	24.00	2,977	7,772,990	24.00	5,398	15,495,524	321.80	7.66	183.96	0.092	9.56	229.49	0.115	17.34	416.15	0.208
11/19/2025	3,353,838	22.10	2,529	2,858,136	15.45	3,083	7,712,030	24.00	5,356	13,924,003	247.90	6.26	138.32	0.069	7.63	117.88	0.059	13.25	318.07	0.159
11/20/2025	3,791,458	24.00	2,633	4,324,518	23.83	3,024	7,641,678	24.00	5,307	15,757,654	231.10	6.07	145.77	0.073	6.98	166.27	0.083	12.24	293.81	0.147
11/21/2025	3,738,925	24.00	2,596	4,236,771	23.93	2,950	7,611,702	24.00	5,286	15,587,398	212.20	5.50	132.00	0.066	6.25	149.57	0.075	11.20	268.72	0.134
11/22/2025	3,972,322	24.00	2,759	4,544,780	23.95	3,163	7,759,565	24.00	5,389	16,276,667	231.60	6.38	153.06	0.077	7.31	175.12	0.088	12.46	298.98	0.149
11/23/2025	3,826,557	22.18	2,875	3,426,939	17.55	3,254	7,201,140	22.32	5,378	14,454,636	233.10	6.69	148.40	0.074	7.57	132.90	0.066	12.51	279.26	0.140
11/24/2025	3,987,416	23.92	2,779	2,454,647	14.07	2,908	7,544,379	23.83	5,276	13,986,441	189.80	5.26	125.91	0.063	5.51	77.51	0.039	10.00	238.23	0.119
11/25/2025	4,034,809	24.00	2,802	4,384,811	24.00	3,045	7,639,272	24.00	5,305	16,058,891	248.70	6.96	166.94	0.083	7.56	181.43	0.091	13.17	316.08	0.158
11/26/2025	4,121,031	24.00	2,862	4,394,871	24.00	3,052	7,761,619	24.00	5,390	16,277,521	234.60	6.70	160.84	0.080	7.15	171.53	0.086	12.62	302.94	0.151
11/27/2025	4,113,174	24.00	2,856	4,395,149	24.00	3,052	7,747,346	24.00	5,380	16,255,668	266.70	7.60	182.50	0.091	8.13	195.02	0.098	14.32	343.75	0.172
11/28/2025	3,899,624	23.25	2,795	4,180,590	23.30	2,950	7,602,722	24.00	5,280	15,682,936	225.80	6.30	146.49	0.073	6.74	157.05	0.079	11.90	285.60	0.143
11/29/2025	3,896,393	23.82	2,727	4,162,509	23.68	2,929	7,393,880	23.82	5,174	15,452,781	257.00	6.99	166.60	0.083	7.51	177.98	0.089	13.27	316.14	0.158
11/30/2025	3,889,159	24.00	2,701	4,187,272	24.00	2,908	7,426,891	24.00	5,158	15,503,322	249.90	6.74	161.69	0.081	7.25	174.09	0.087	12.87	308.78	0.154
November Average												6.49	154.68	0.08	7.33	169.90	0.08	12.95	309.97	0.15
November Total	114,069,799	715.27	2,658	124,714,781	693.48	2,997	228,556,834	717.80	5,307	467,341,414		194.62	4640.37	2.32	219.88	5096.88	2.55	388.62	9299.18	4.65
12/1/2025	3,896,024	24.00	2,706	4,190,368	24.00	2,910	7,459,944	24.00	5,181	15,546,335	226.60	6.12	146.88	0.073	6.58	157.97	0.079	11.72	281.23	0.141
12/2/2025	3,973,901	24.00	2,760	4,266,022	24.00	2,963	7,563,097	24.00	5,252	15,803,020	268.60	7.40	177.58	0.089	7.94	190.63	0.095	14.08	337.97	0.169
12/3/2025	3,776,824	24.00	2,623	4,367,548	24.00	3,033	7,495,196	24.00	5,205	15,639,567	223.00	5.84	140.12	0.070	6.75	162.04	0.081	11.59	278.07	0.139
12/4/2025	3,832,575	24.00	2,662	4,620,980	24.00	3,209	7,728,779	24.00	5,367	16,182,335	248.00	6.59	158.13	0.079	7.98	190.66	0.095	13.29	318.89	0.159
12/5/2025	3,832,120	24.00	2,661	4,589,740	24.00	3,187	7,658,661	24.00	5,319	16,080,520	238.10	6.32	151.80	0.076	7.58	181.81	0.091	12.64	303.38	0.152
12/6/2025	3,662,201	24.00	2,543	4,390,364	24.00	3,049	7,340,587	24.00	5,098	15,393,152	206.60	5.24	125.88	0.063	6.29	150.90	0.075	10.51	252.31	0.126
12/7/2025	3,680,011	24.00	2,556	4,390,298	24.00	3,049	7,332,859	24.00	5,092	15,403,167	260.60	6.65	159.55	0.080	7.93	190.34	0.095	13.25	317.92	0.159
12/8/2025	3,639,841	24.00	2,528	4,351,904	24.00	3,022	7,293,126	24.00	5,065	15,284,871	219.50	5.54	132.92	0.066	6.82	158.92	0.079	11.10	266.53	0.133
12/9/2025	3,679,708	24.00	2,555	4,384,295	24.00	3,045	7,349,899	24.00	5,104	15,413,902	220.10	5.61	134.74	0.067	6.69	160.54	0.080	11.21	269.14	0.135

Table 10

	Landfill Gas										Lab Analysis, Total Sulfur, as H2S	Flare No. 1 SOx Emissions			Flare No. 2 SOx Emissions			Flare No. 3 SOx Emissions		
	Flare 1/1995			Flare 2/2009			Flare 3/2023			Total Flow	Flare Inlet	Total lbs/hr of SOx	Total lbs of SOx	Total tons of SOx	Total lbs/hr of SOx	Total lbs of SOx	Total tons of SOx	Total lbs/hr of SOx	Total lbs of SOx	Total tons of SOx
2025	(scf)	(hr)	(scfm)	(scf)	(hr)	(scfm)	(scf)	(hr)	(scfm)	(scf)	(ppmv)	(lbs/hr)	(lbs)	(tons)	(lbs/hr)	(lbs)	(tons)	(lbs/hr)	(lbs)	(tons)
12/10/2025	3,534,037	22.20	2,653	4,205,016	22.20	3,157	7,555,130	24.00	5,247	15,294,183	213.00	5.64	125.23	0.063	6.71	149.01	0.075	11.16	267.73	0.134
12/11/2025	3,934,373	24.00	2,732	4,641,343	24.00	3,223	7,737,036	24.00	5,373	16,312,752	193.50	5.26	126.66	0.063	0.00	149.42	0.075	10.38	249.07	0.125
12/12/2025	4,013,171	24.00	2,787	4,646,581	24.00	3,227	7,492,811	24.00	5,203	16,152,563	206.40	5.74	137.81	0.069	0.00	159.56	0.080	10.72	257.29	0.129
12/13/2025	3,706,186	22.97	2,701	4,287,551	21.80	3,278	6,829,665	23.03	4,942	14,823,405	200.50	5.41	123.63	0.062	6.56	149.82	0.075	9.89	227.62	0.114
12/14/2025	1,357,711	6.50	2,662	1,677,834	8.50	3,290	6,478,883	20.82	5,187	9,514,427	501.40	13.32	113.26	0.057	16.47	139.96	0.070	25.96	540.45	0.270
12/15/2025	2,251,975	13.25	2,833	2,630,407	13.25	3,309	7,412,829	24.00	5,148	12,295,211	194.30	5.49	72.80	0.036	6.42	85.03	0.043	9.98	239.62	0.120
12/16/2025	4,122,465	24.00	2,863	4,279,087	21.65	3,294	7,221,645	24.00	5,015	15,623,196	192.50	5.58	132.03	0.066	6.33	137.04	0.069	9.64	231.28	0.116
12/17/2025	4,167,830	24.00	2,894	4,901,864	23.98	3,406	7,377,375	24.00	5,125	16,449,069	212.50	6.14	147.35	0.074	7.23	173.30	0.087	10.87	260.89	0.130
12/18/2025	4,176,444	24.00	2,900	4,908,895	24.00	3,409	7,364,888	23.98	5,118	16,450,226	216.90	6.28	150.71	0.075	7.38	177.14	0.089	11.08	265.77	0.133
12/19/2025	4,089,510	23.27	2,929	3,922,222	19.47	3,358	7,219,554	23.55	5,109	15,231,286	173.50	5.07	118.04	0.059	5.82	113.27	0.057	8.85	208.39	0.104
12/20/2025	3,868,589	24.00	2,687	4,520,603	24.00	3,139	7,084,649	24.00	4,906	15,453,841	226.90	6.08	146.04	0.073	7.31	170.65	0.085	11.11	266.66	0.133
12/21/2025	3,890,297	24.00	2,702	4,543,983	24.00	3,156	7,092,935	24.00	4,926	15,527,214	305.80	8.25	197.92	0.099	9.62	231.18	0.116	15.04	360.86	0.180
12/22/2025	3,959,438	24.00	2,750	4,600,486	24.00	3,195	7,196,164	24.00	4,997	15,756,087	243.60	6.69	160.47	0.080	7.77	186.45	0.093	12.15	291.64	0.146
12/23/2025	3,895,442	24.00	2,705	4,540,253	24.00	3,153	7,156,727	24.00	4,970	15,592,421	225.80	6.10	146.34	0.073	7.11	170.58	0.085	11.20	268.85	0.134
12/24/2025	3,739,979	24.00	2,597	4,373,359	24.00	3,037	6,912,220	24.00	4,800	15,025,558	249.50	6.47	155.24	0.078	7.56	181.53	0.091	11.95	286.92	0.143
12/25/2025	3,654,197	24.00	2,538	4,257,229	24.00	2,956	6,748,770	24.00	4,687	14,660,195	223.40	5.66	135.82	0.068	6.59	158.23	0.079	10.45	250.83	0.125
12/26/2025	3,668,849	24.00	2,548	4,282,537	24.00	2,974	6,761,602	24.00	4,696	14,712,988	227.70	5.79	138.96	0.069	6.76	162.23	0.081	10.67	256.14	0.128
12/27/2025	4,057,114	23.90	2,829	3,259,840	17.88	3,038	7,104,231	24.00	4,933	14,421,185	215.40	6.08	145.39	0.073	6.53	116.82	0.058	10.61	254.59	0.127
12/28/2025	-4,931,113	24.00	3,424	0	0.00	0	7,774,151	24.00	5,399	12,705,264	212.20	7.25	174.09	0.087	0.00	0.00	0.000	11.44	274.45	0.137
12/29/2025	4,070,216	24.00	2,827	2,649,978	14.28	3,091	7,096,712	24.00	4,928	13,815,937	226.30	6.44	154.60	0.077	7.04	100.61	0.050	11.23	269.55	0.135
12/30/2025	3,615,330	24.00	2,511	4,444,661	24.00	3,087	6,865,394	24.00	4,629	14,725,385	192.70	4.83	115.91	0.058	5.94	142.49	0.071	8.90	213.69	0.107
12/31/2025	3,594,982	24.00	2,497	4,449,839	24.00	3,090	6,662,598	24.00	4,627	14,707,419	125.20	3.12	74.88	0.037	3.86	92.55	0.046	5.78	138.78	0.069
December Average												**6.19**	**139.38**	**0.070**	**6.55**	**151.10**	**0.076**	**11.56**	**274.40**	**0.137**
December Total	**116,272,449**	**713.98**	**2,714**	**125,574,080**	**667.02**	**3,138**	**224,150,112**	**739.38**	**5,053**	**465,996,640**		**191.96**	**4320.76**	**2.16**	**203.14**	**4683.94**	**2.34**	**358.45**	**8506.54**	**4.25**
Qtr Total	**344,318,621**	**2,160.80**	**2,656**	**385,977,989**	**2,100.45**	**3,063**	**690,751,157**	**2,198.18**	**5,237**	**1,421,047,766**		**632**	**14,772**	**7**	**713**	**16,691**	**8**	**1,255**	**29,931**	**15**
Annual Total	**1,512,879,547**	**8,536.75**		**1,622,941,292**	**8,312.58**		**2,690,072,802**	**8,587.38**				**4,786**	**111,716**	**55.86**	**5,214**	**120,051**	**60.03**	**8,206**	**193,196**	**96.60**

Flare No. 1, Daily Average 150 ppmv; SOx as SO2 2.5 lb/hr
Flare No. 2, Daily Average 150 ppmv; SOx as SO2 2.5 lb/hr
Flare No. 3, SOx 85 ppmv inlet averaged daily; SOx 60 ppmv inlet averaged monthly; Sulfur as H2S 150 ppmv inlet averaged daily; SOx 124.08 lbs/day; SOx 2,715.60 lbs/month

Table 10

EXHIBIT 1

Rule 1150.1 Site Monitoring Map

Exhibit I

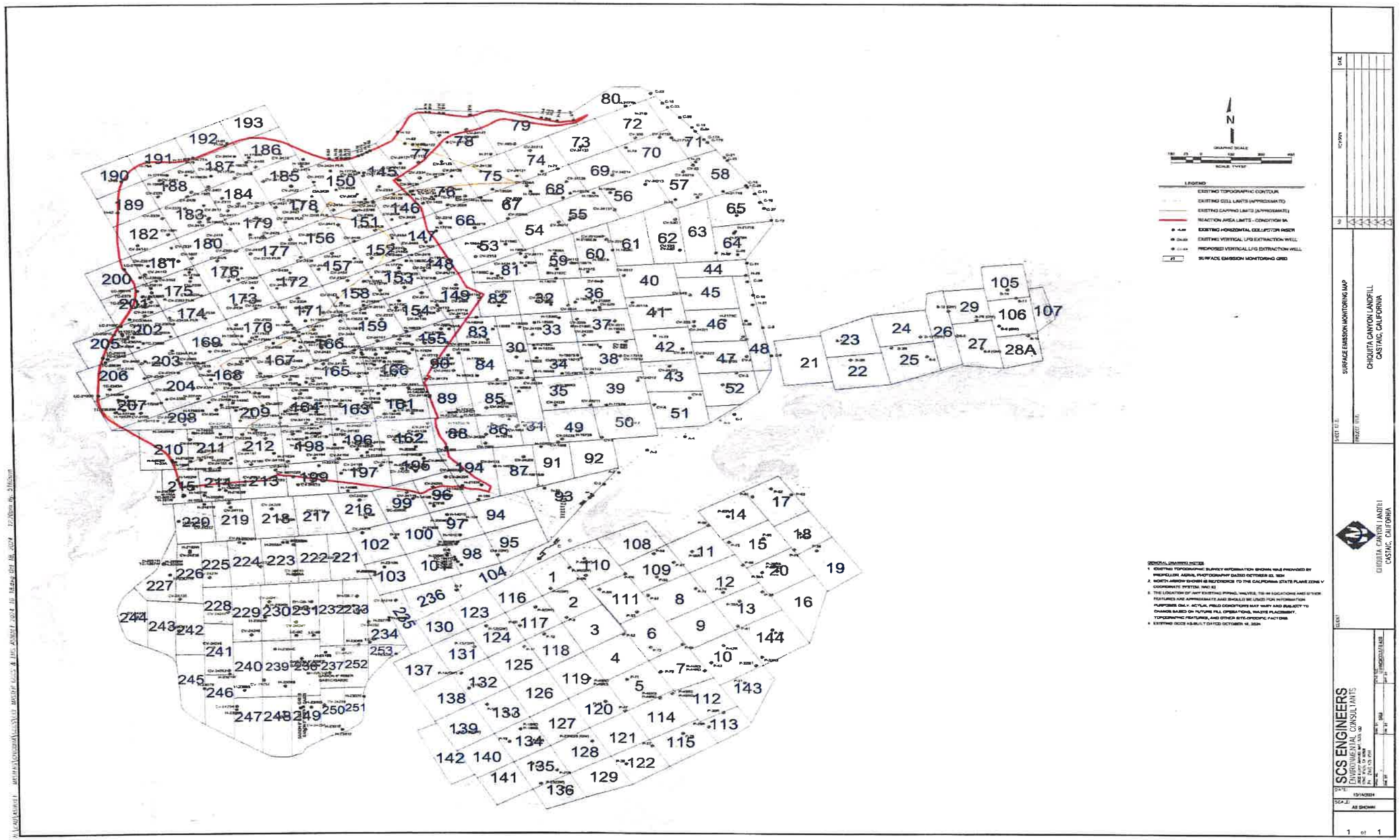
N
LEGEND
EXISTING TOPOGRAPHIC CONTOUR
EXISTING CELL LIMITS (APPROXIMATE)
EXISTING CAPPING LIMITS (APPROXIMATE)
REACTION AREA LIMITS - CONDITION 9A
EXISTING HORIZONTAL COLLECTOR RISER
EXISTING VERTICAL LFG EXTRACTION WELL
PROPOSED VERTICAL LFG EXTRACTION WELL
SURFACE EMISSION MONITORING GRID
GENERAL DRAWING NOTES
1. EXISTING TOPOGRAPHIC SURVEY INFORMATION SHOWN WAS PROVIDED BY PROPHOTO, AERIAL PHOTOGRAPHY DATED OCTOBER 03, 2024
2. NORTH ARROW SHOWN IS REFERENCE TO THE CALIFORNIA STATE PLANE ZONE V COORDINATE SYSTEM, NAD 83
3. THE LOCATION OF ANY EXISTING PIPING, VALVES, TIE-IN LOCATIONS AND OTHER FEATURES ARE APPROXIMATE AND SHOULD BE USED FOR INFORMATION PURPOSES ONLY. ACTUAL FIELD CONDITIONS MAY VARY AND SUBJECT TO CHANGES BASED ON FUTURE FILL OPERATIONS, WASTE PLACEMENT, TOPOGRAPHIC FEATURES, AND OTHER SITE-SPECIFIC FACTORS.
4. EXISTING DEM IS AS-BUILT DATED OCTOBER 14, 2024
SURFACE EMISSION MONITORING MAP
CHIQUITA CANYON LANDFILL
CASTAIC, CALIFORNIA
SCS ENGINEERS
ENVIRONMENTAL CONSULTANTS
AS SHOWN
1 of 1

EXHIBIT II

Instantaneous Grids Over 500 ppm Map

Exhibit II

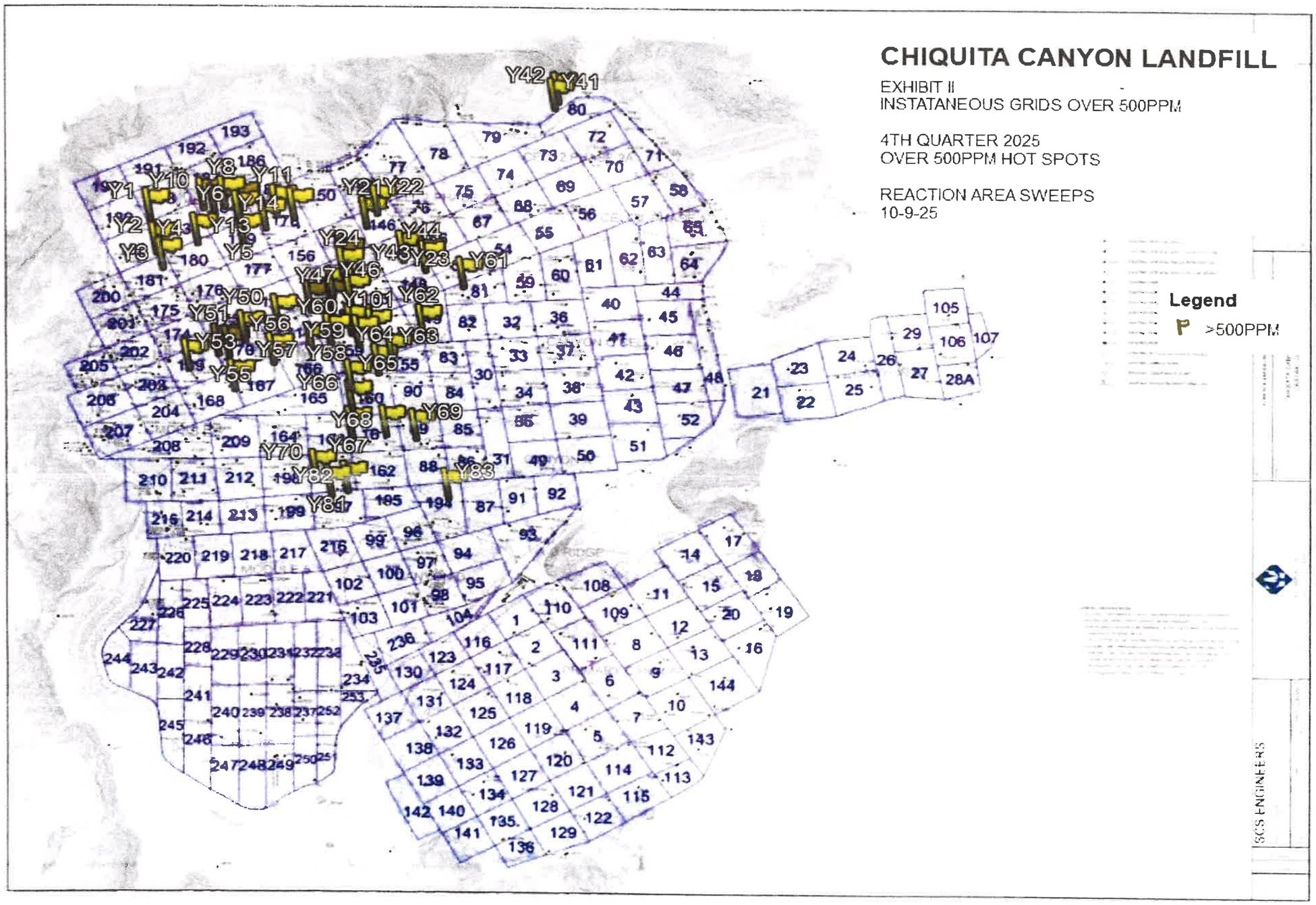
CHIQUITA CANYON LANDFILL
EXHIBIT II
INSTATANEOUS GRIDS OVER 500PPM
4TH QUARTER 2025
OVER 500PPM HOT SPOTS
REACTION AREA SWEEPS
10-9-25
Legend
>500PPM
SCS ENGINEERS

Exhibit II

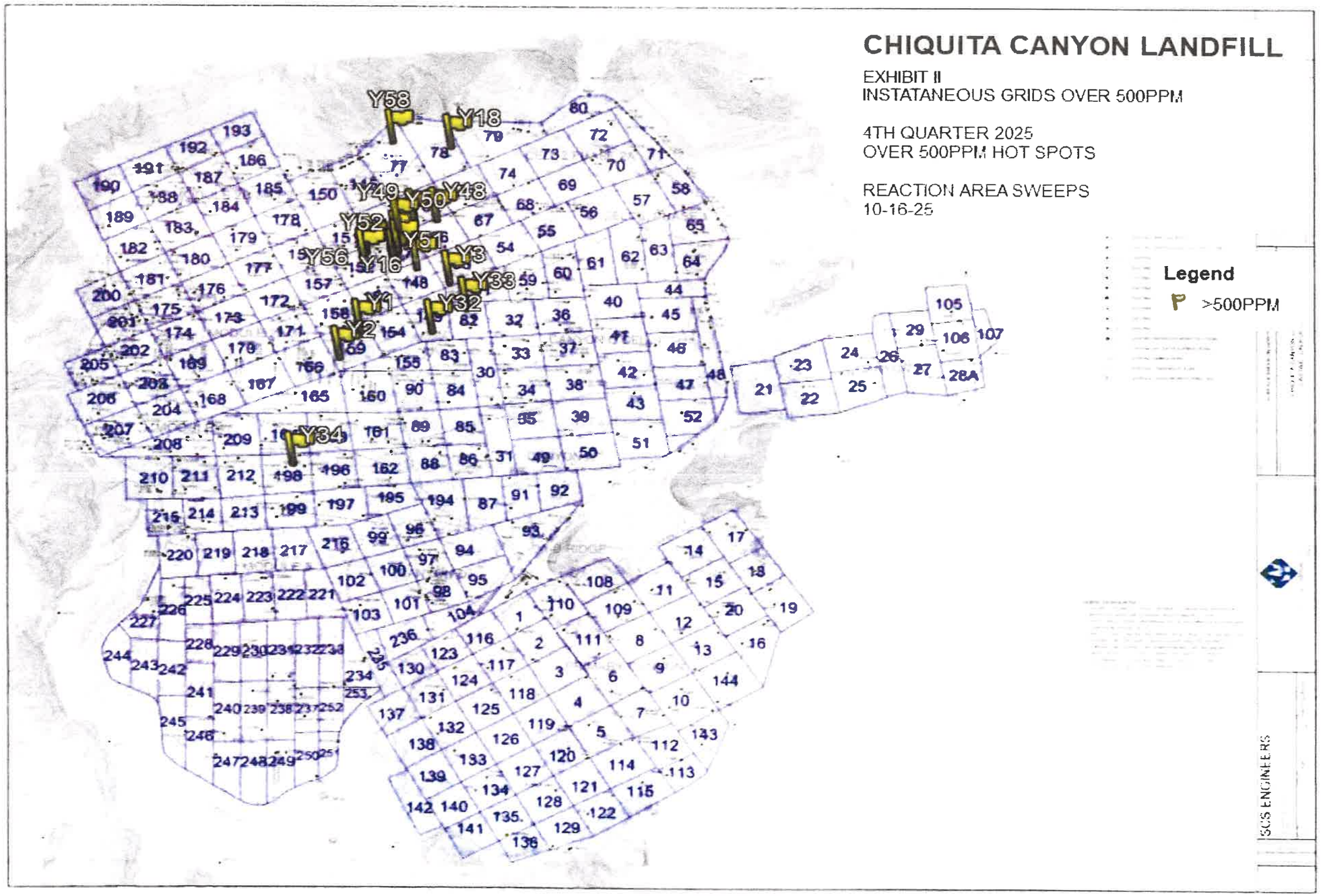
CHIQUITA CANYON LANDFILL
EXHIBIT II
INSTATANEOUS GRIDS OVER 500PPM
4TH QUARTER 2025
OVER 500PPM HOT SPOTS
REACTION AREA SWEEPS
10-16-25
Legend
>500PPM
Y58
Y18
Y49
Y50
Y48
Y52
Y51
Y56
Y16
Y3
Y33
Y1
Y32
Y2
Y34
SCS ENGINEERS

Exhibit II

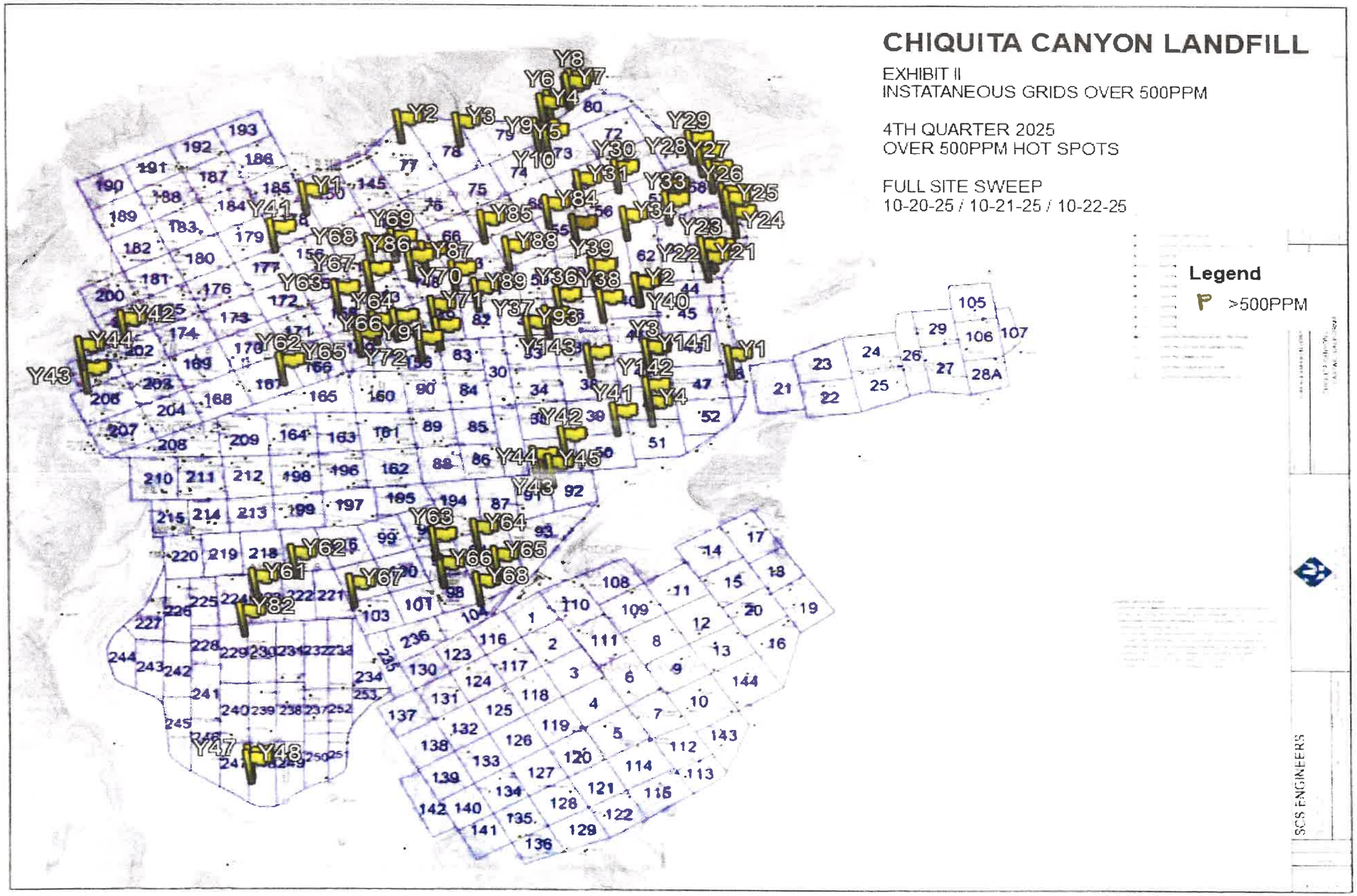
CHIQUITA CANYON LANDFILL
EXHIBIT II
INSTATANEOUS GRIDS OVER 500PPM
4TH QUARTER 2025
OVER 500PPM HOT SPOTS
FULL SITE SWEEP
10-20-25 / 10-21-25 / 10-22-25
Legend
>500PPM
SCS ENGINEERS

Exhibit II

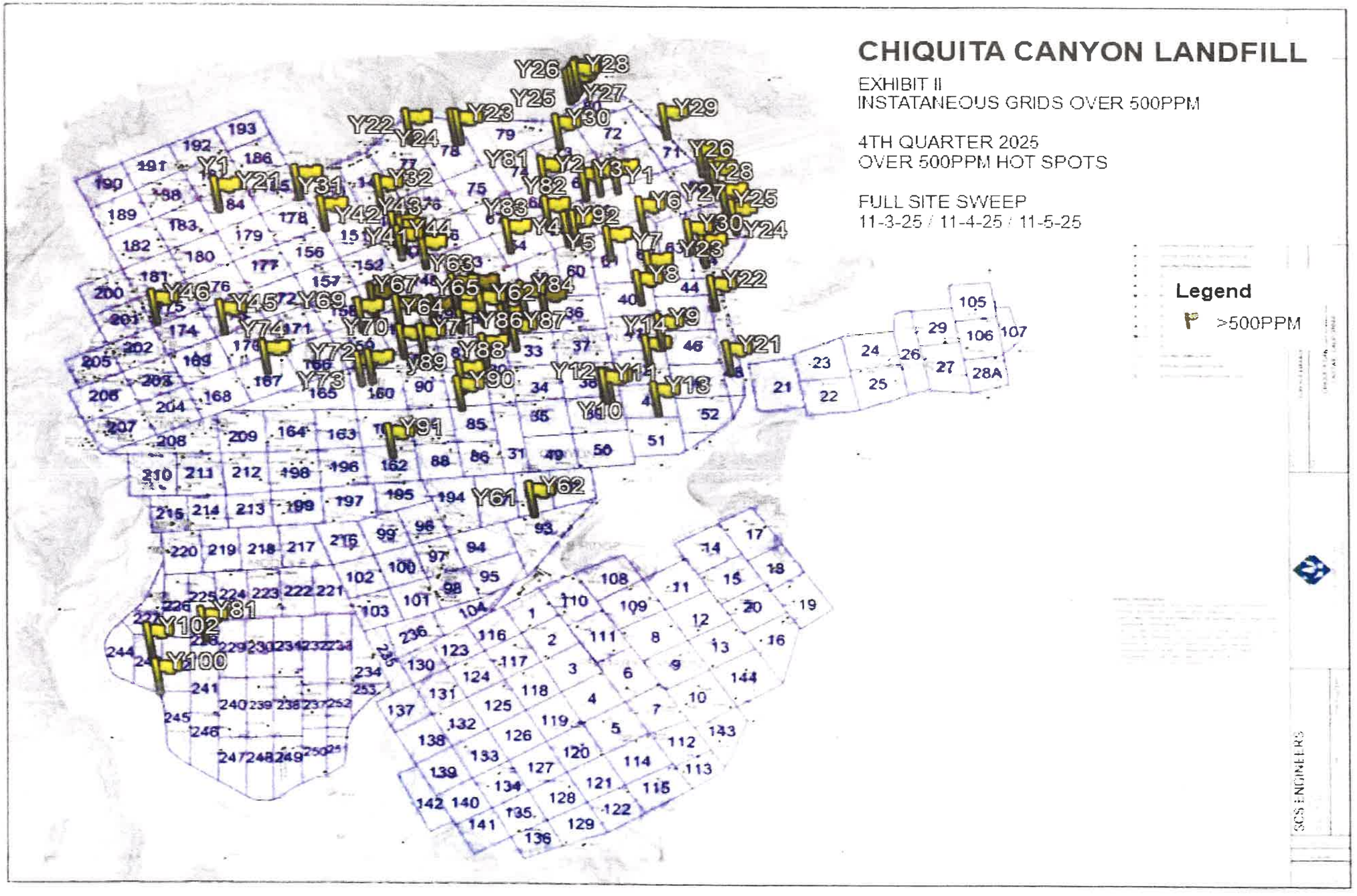
CHIQUITA CANYON LANDFILL
EXHIBIT II
INSTATANEOUS GRIDS OVER 500PPM
4TH QUARTER 2025
OVER 500PPM HOT SPOTS
FULL SITE SWEEP
11-3-25 / 11-4-25 / 11-5-25
Legend
>500PPM
SCS ENGINEERS

Exhibit II

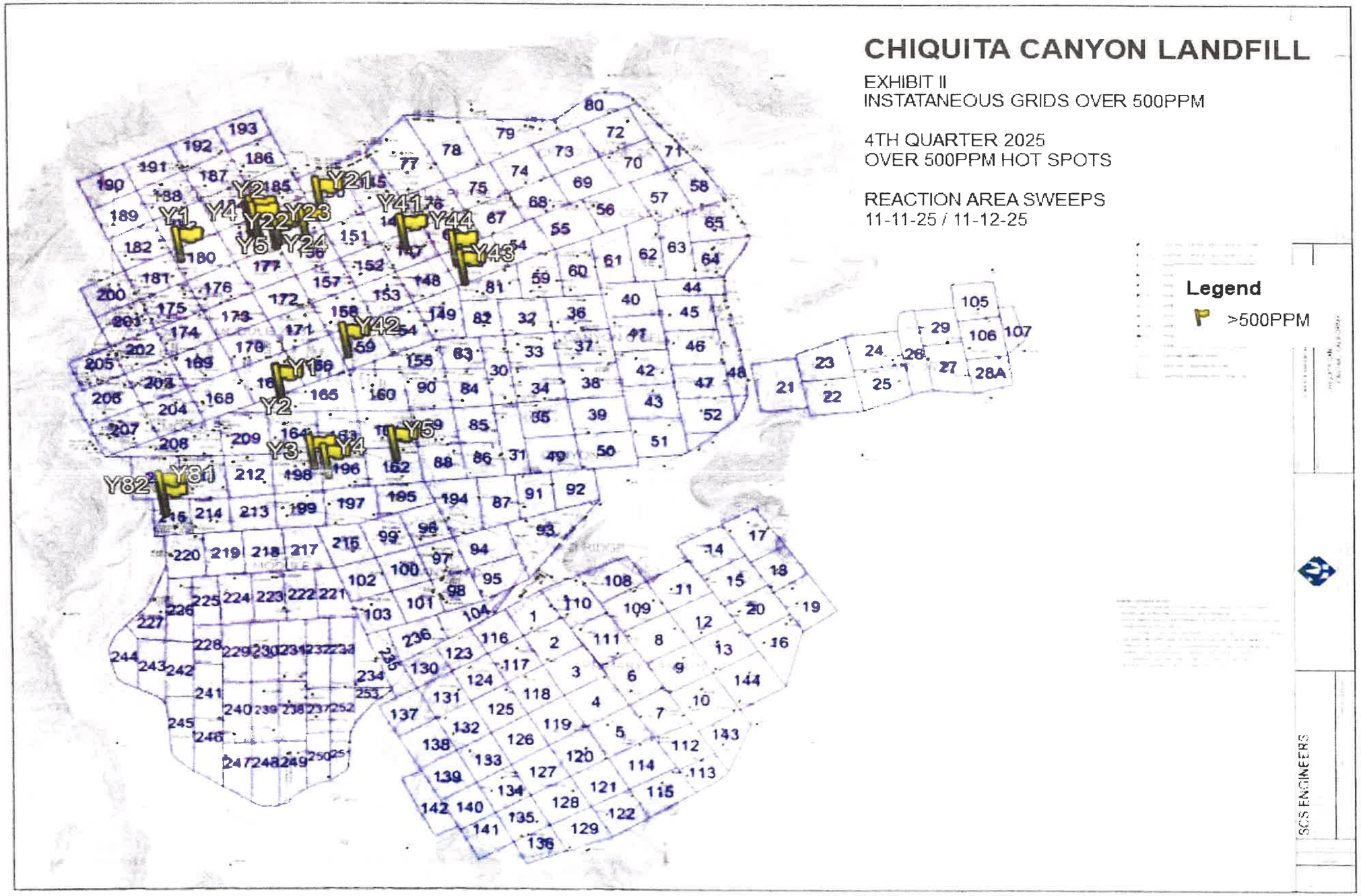
CHIQUITA CANYON LANDFILL
EXHIBIT II
INSTATANEOUS GRIDS OVER 500PPM
4TH QUARTER 2025
OVER 500PPM HOT SPOTS
REACTION AREA SWEEPS
11-11-25 / 11-12-25
Legend
>500PPM
SCS ENGINEERS

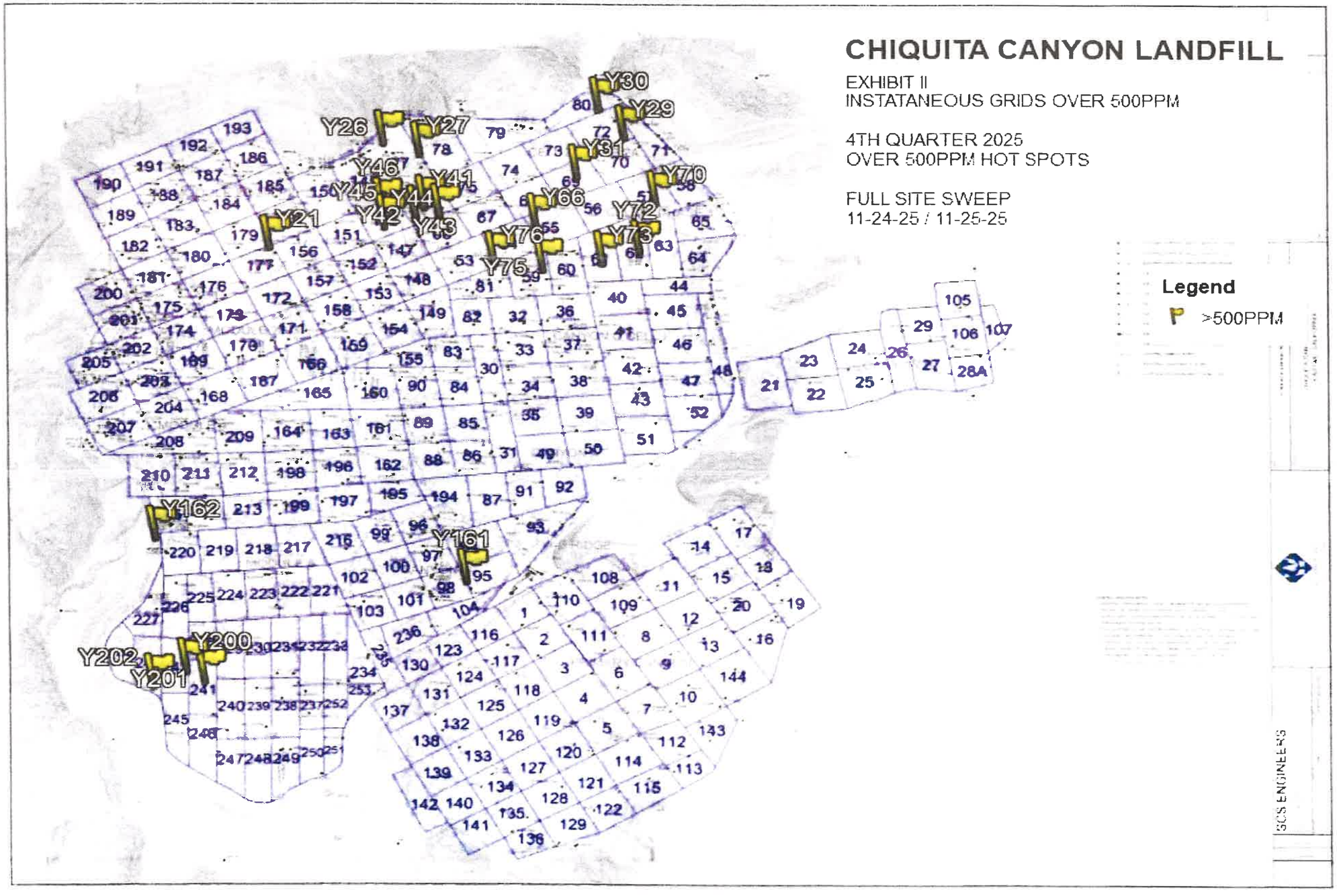
CHIQUITA CANYON LANDFILL
EXHIBIT II
INSTATANEOUS GRIDS OVER 500PPM
4TH QUARTER 2025
OVER 500PPM HOT SPOTS
FULL SITE SWEEP
11-24-25 / 11-25-25
Legend
>500PPM
Y30
Y29
Y26
Y27
Y31
Y70
Y46
Y41
Y45
Y44
Y66
Y72
Y42
Y43
Y21
Y76
Y73
Y75
Y162
Y161
Y200
Y202
Y201
SCS ENGINEERS

Exhibit II

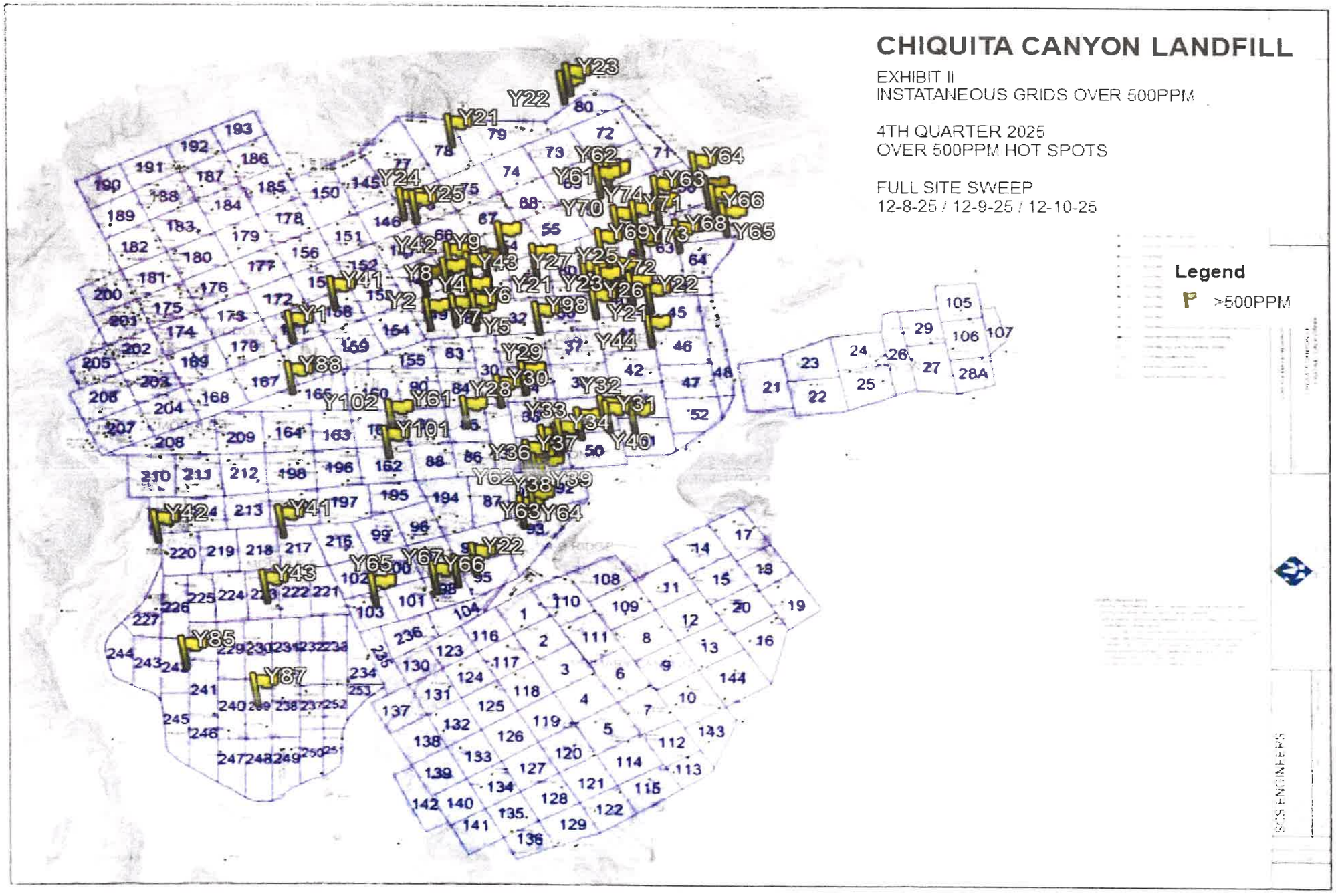
CHIQUITA CANYON LANDFILL
EXHIBIT II
INSTATANEOUS GRIDS OVER 500PPM
4TH QUARTER 2025
OVER 500PPM HOT SPOTS
FULL SITE SWEEP
12-8-25 / 12-9-25 / 12-10-25
Legend
>500PPM

Exhibit II

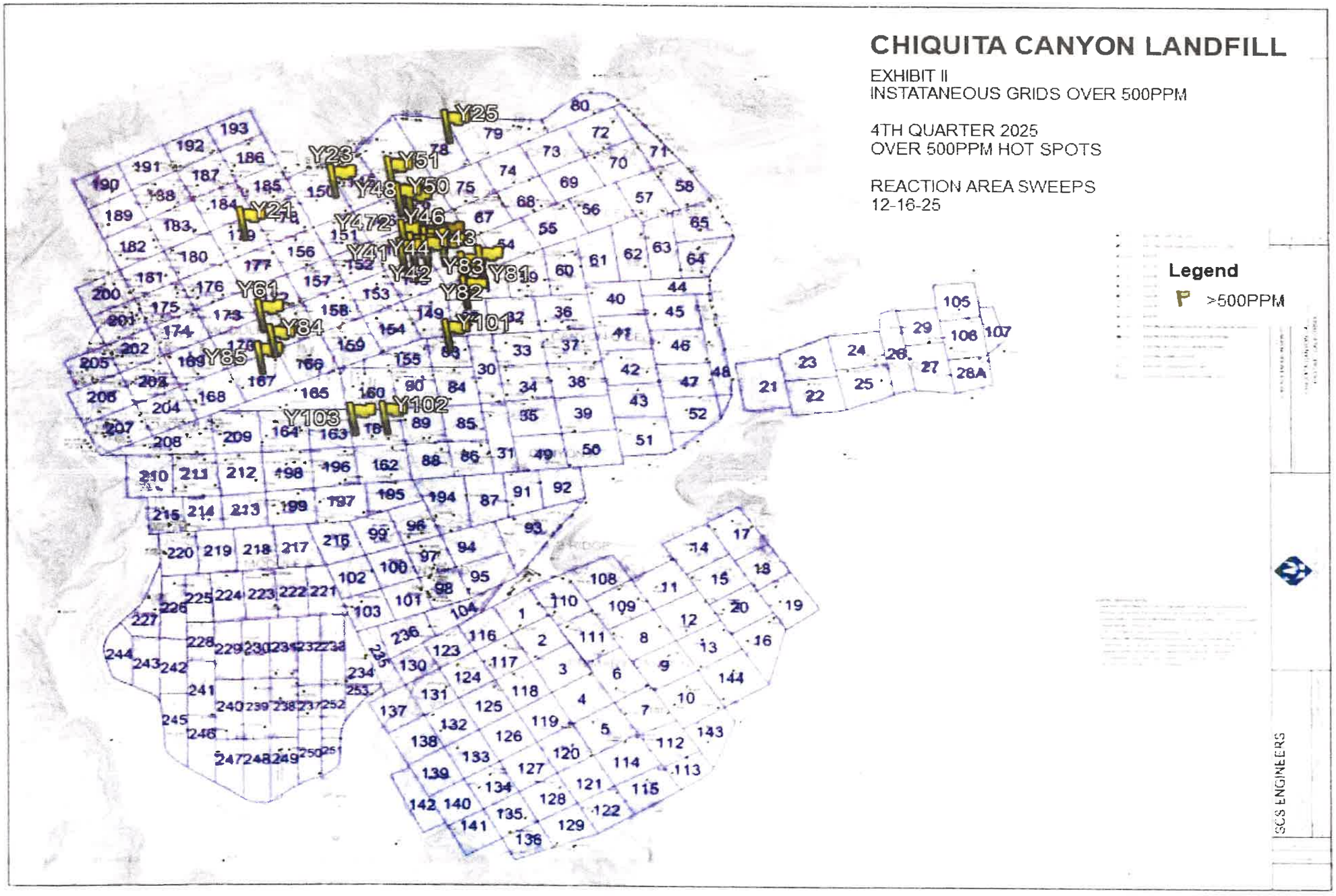
CHIQUITA CANYON LANDFILL
EXHIBIT II
INSTATANEOUS GRIDS OVER 500PPM
4TH QUARTER 2025
OVER 500PPM HOT SPOTS
REACTION AREA SWEEPS
12-16-25
Legend
>500PPM
SCS ENGINEERS

Exhibit II

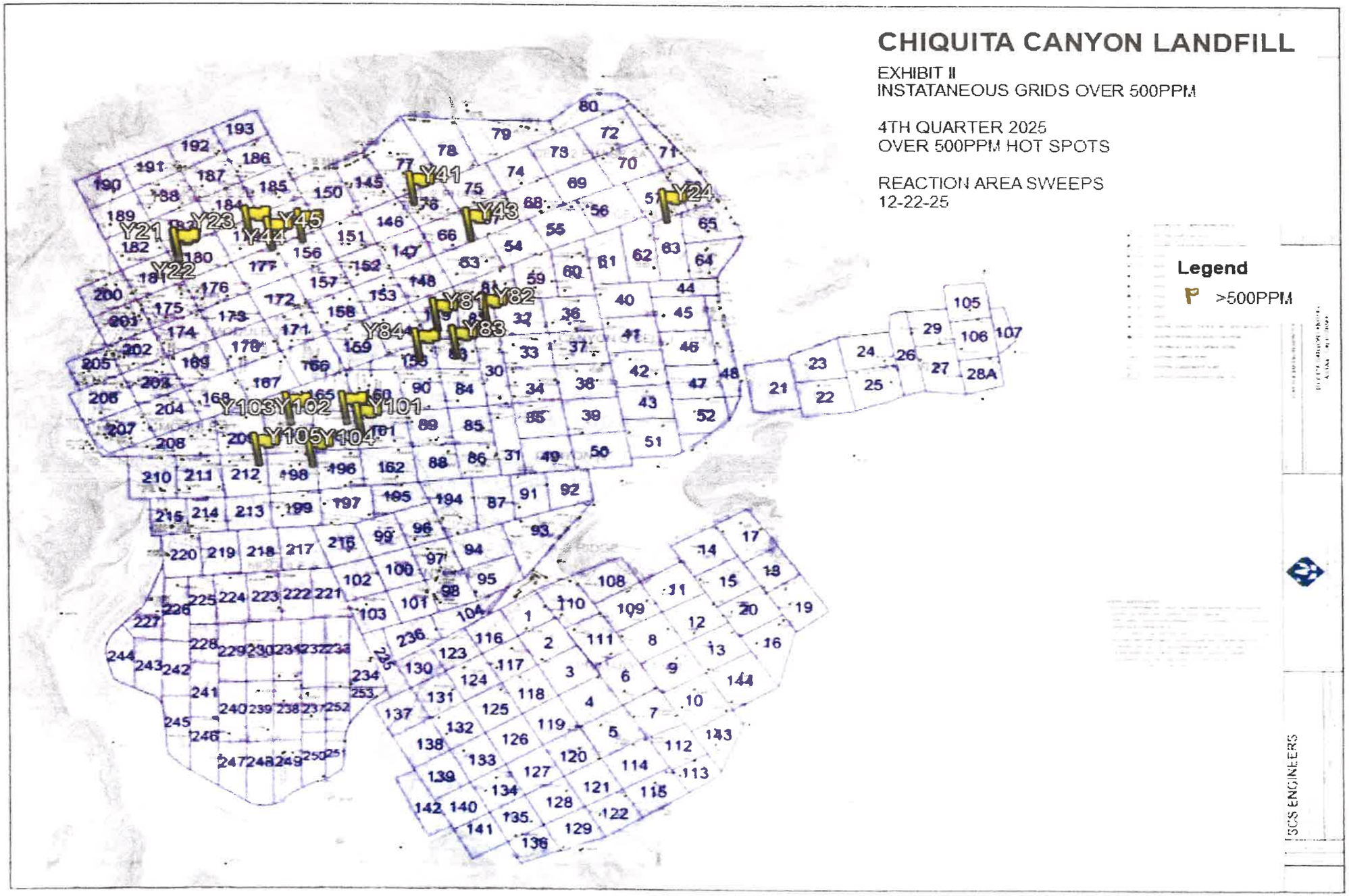
CHIQUITA CANYON LANDFILL
EXHIBIT II
INSTATANEOUS GRIDS OVER 500PPM
4TH QUARTER 2025
OVER 500PPM HOT SPOTS
REACTION AREA SWEEPS
12-22-25
Legend
>500PPM
SCS ENGINEERS

EXHIBIT II

Instantaneous Grids 200-499 ppm Map

Exhibit II

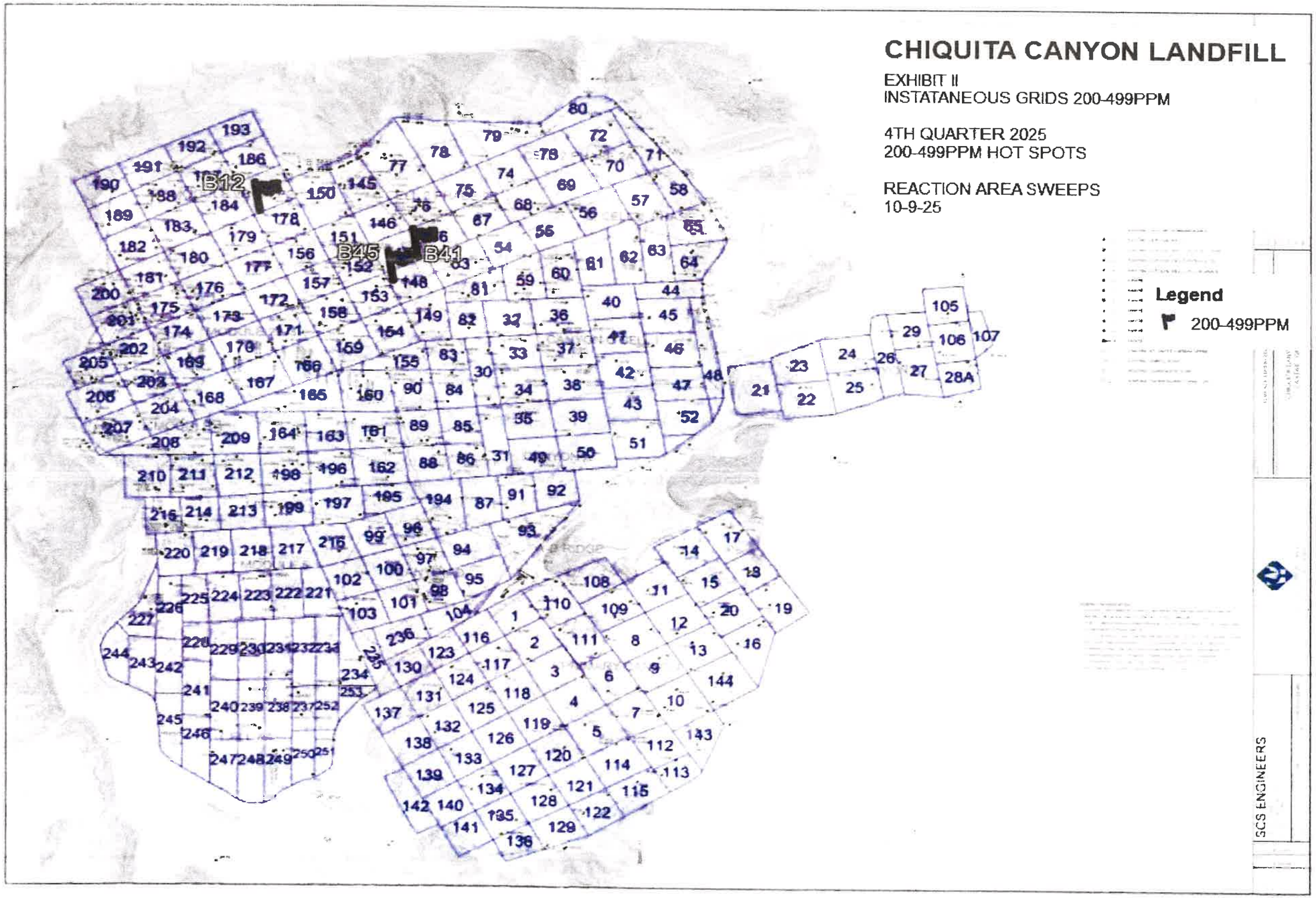
CHIQUITA CANYON LANDFILL
EXHIBIT II
INSTATANEOUS GRIDS 200-499PPM
4TH QUARTER 2025
200-499PPM HOT SPOTS
REACTION AREA SWEEPS
10-9-25
Legend
200-499PPM
B12
B45
B41
SCS ENGINEERS

Exhibit II

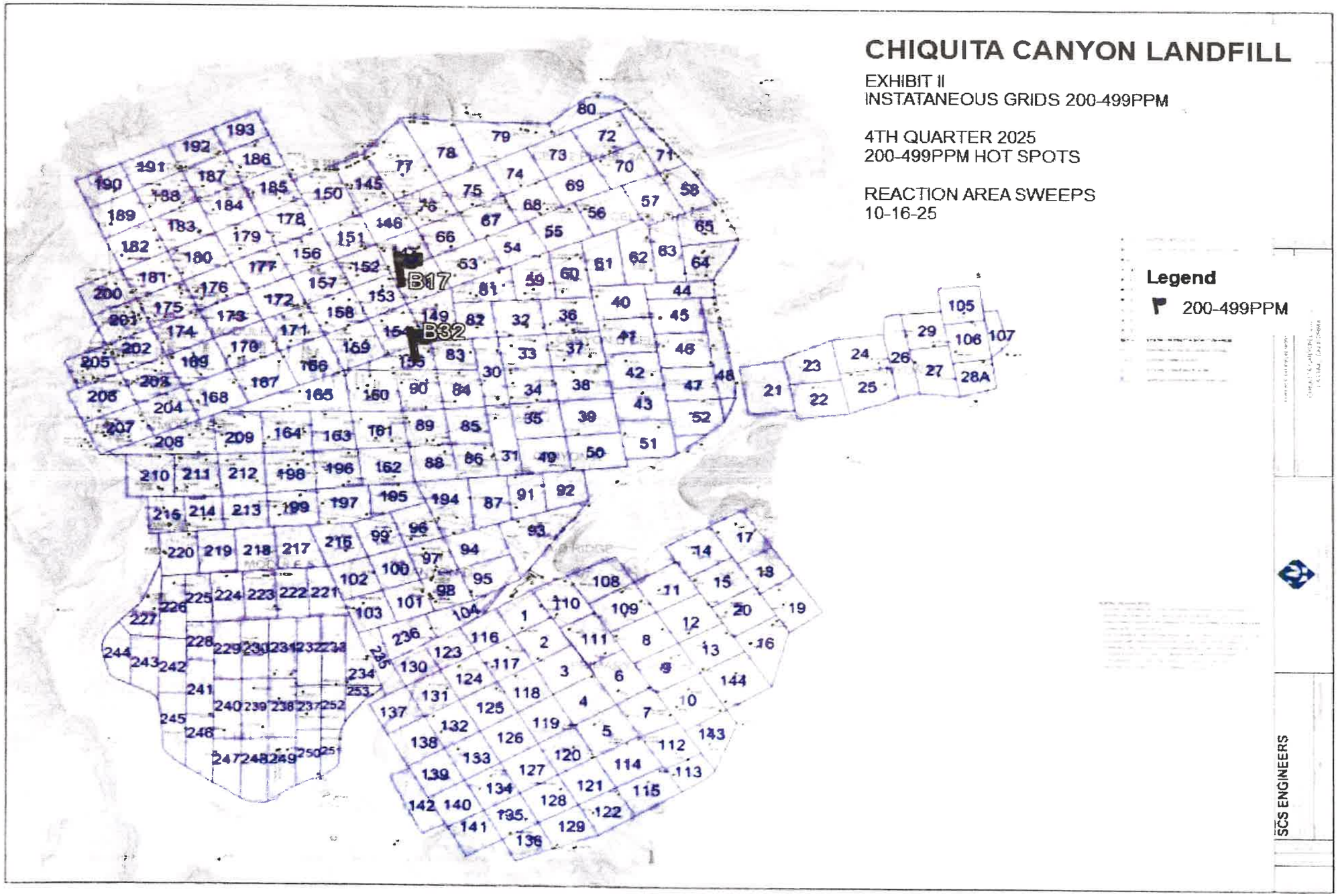
CHIQUITA CANYON LANDFILL
EXHIBIT II
INSTATANEOUS GRIDS 200-499PPM
4TH QUARTER 2025
200-499PPM HOT SPOTS
REACTION AREA SWEEPS
10-16-25
Legend
200-499PPM
B17
B32
SCS ENGINEERS

Exhibit II

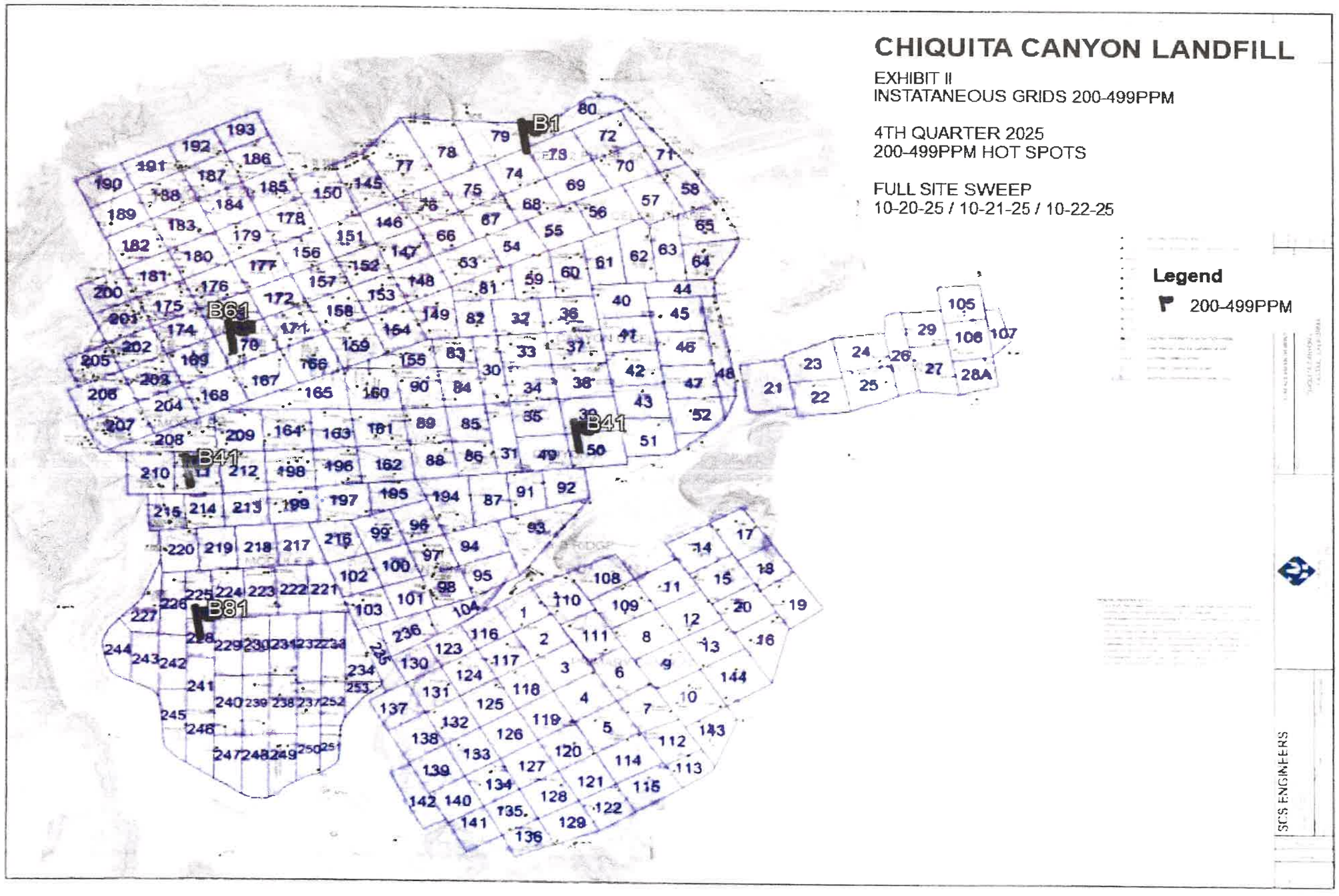
CHIQUITA CANYON LANDFILL
EXHIBIT II
INSTATANEOUS GRIDS 200-499PPM
4TH QUARTER 2025
200-499PPM HOT SPOTS
FULL SITE SWEEP
10-20-25 / 10-21-25 / 10-22-25
Legend
200-499PPM
B1
B61
B41
B41
B81
SCS ENGINEERS

Exhibit II

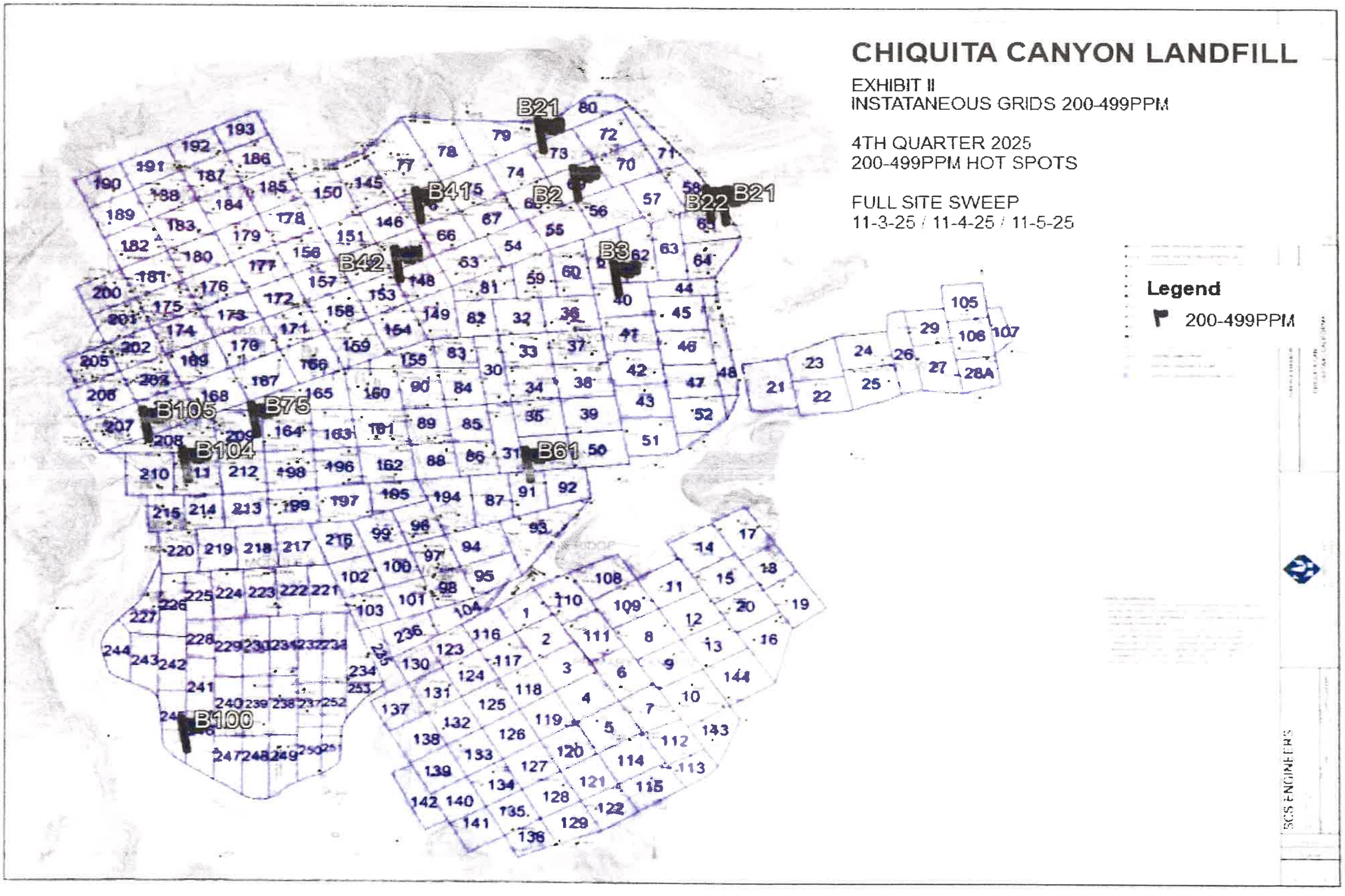
CHIQUITA CANYON LANDFILL
EXHIBIT II
INSTATANEOUS GRIDS 200-499PPM
4TH QUARTER 2025
200-499PPM HOT SPOTS
FULL SITE SWEEP
11-3-25 / 11-4-25 / 11-5-25
Legend
200-499PPM
B21
B415
B2
B22
B42
B3
B105
B75
B104
B61
B100
SCS ENGINEERS

Exhibit II

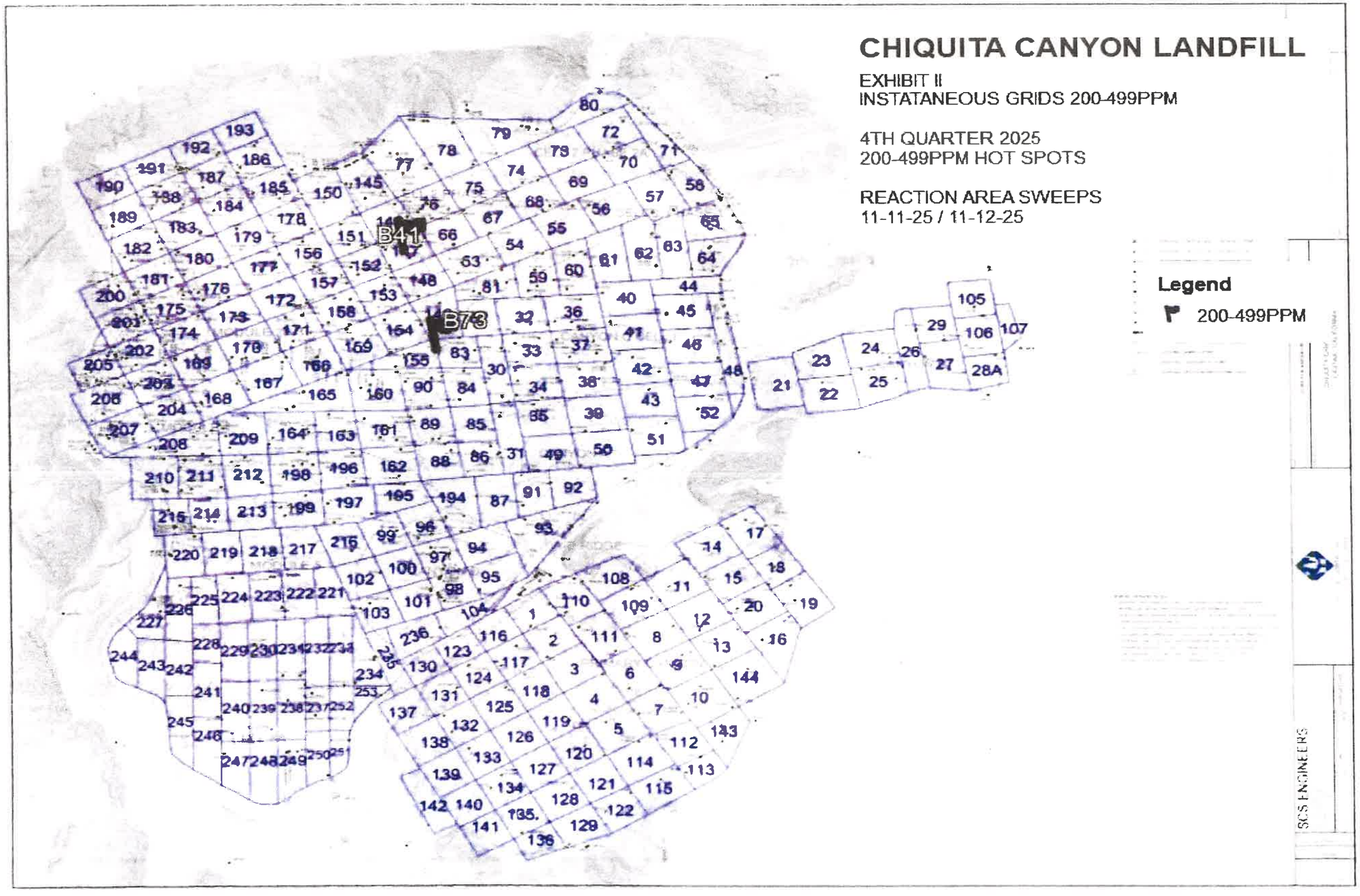
CHIQUITA CANYON LANDFILL
EXHIBIT II
INSTATANEOUS GRIDS 200-499PPM
4TH QUARTER 2025
200-499PPM HOT SPOTS
REACTION AREA SWEEPS
11-11-25 / 11-12-25
Legend
200-499PPM
B41
B73
SCS ENGINEERS

Exhibit II

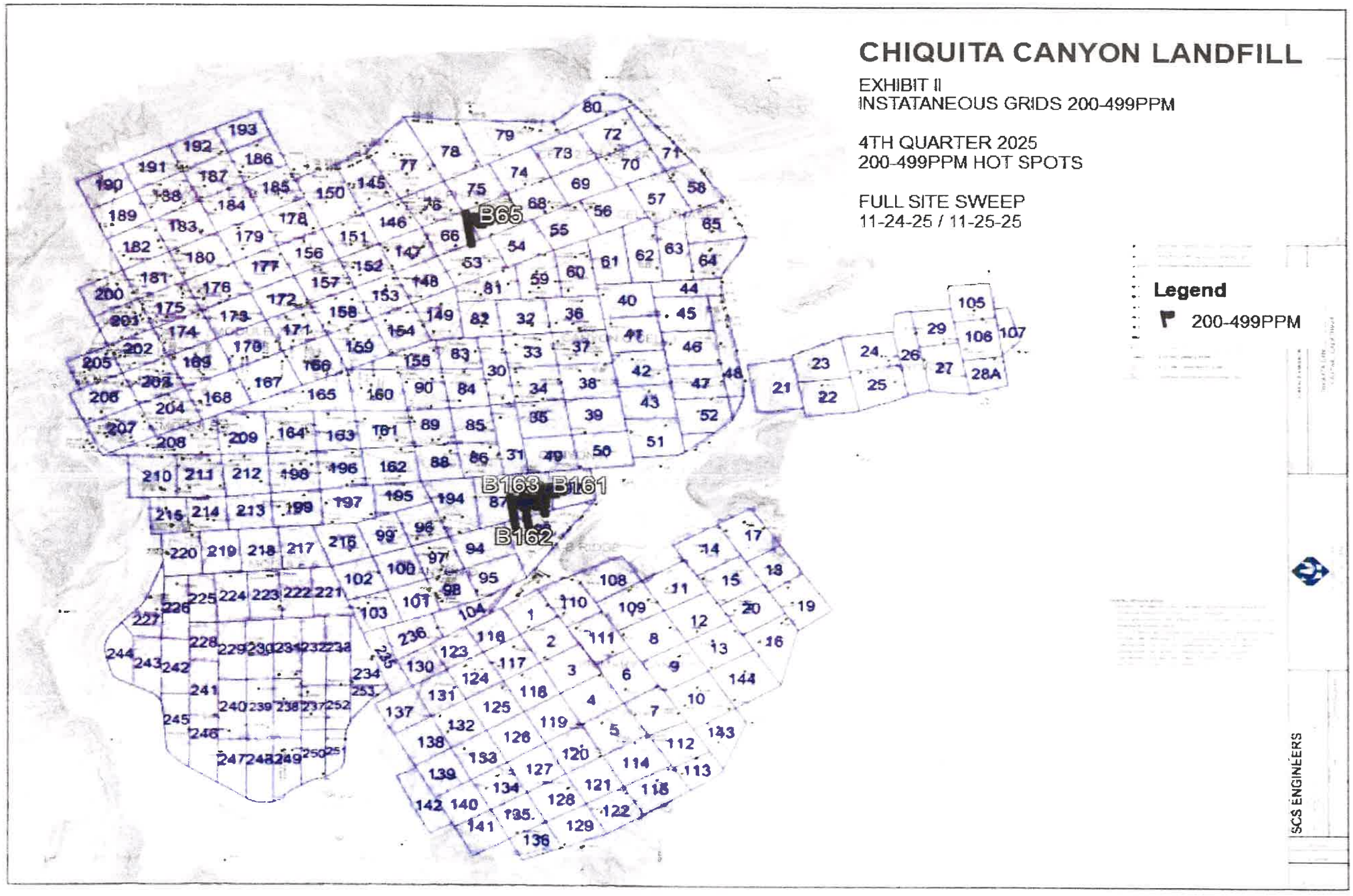
CHIQUITA CANYON LANDFILL
EXHIBIT II
INSTATANEOUS GRIDS 200-499PPM
4TH QUARTER 2025
200-499PPM HOT SPOTS
FULL SITE SWEEP
11-24-25 / 11-25-25
Legend
200-499PPM
B65
B163
B161
B162
SCS ENGINEERS

Exhibit II

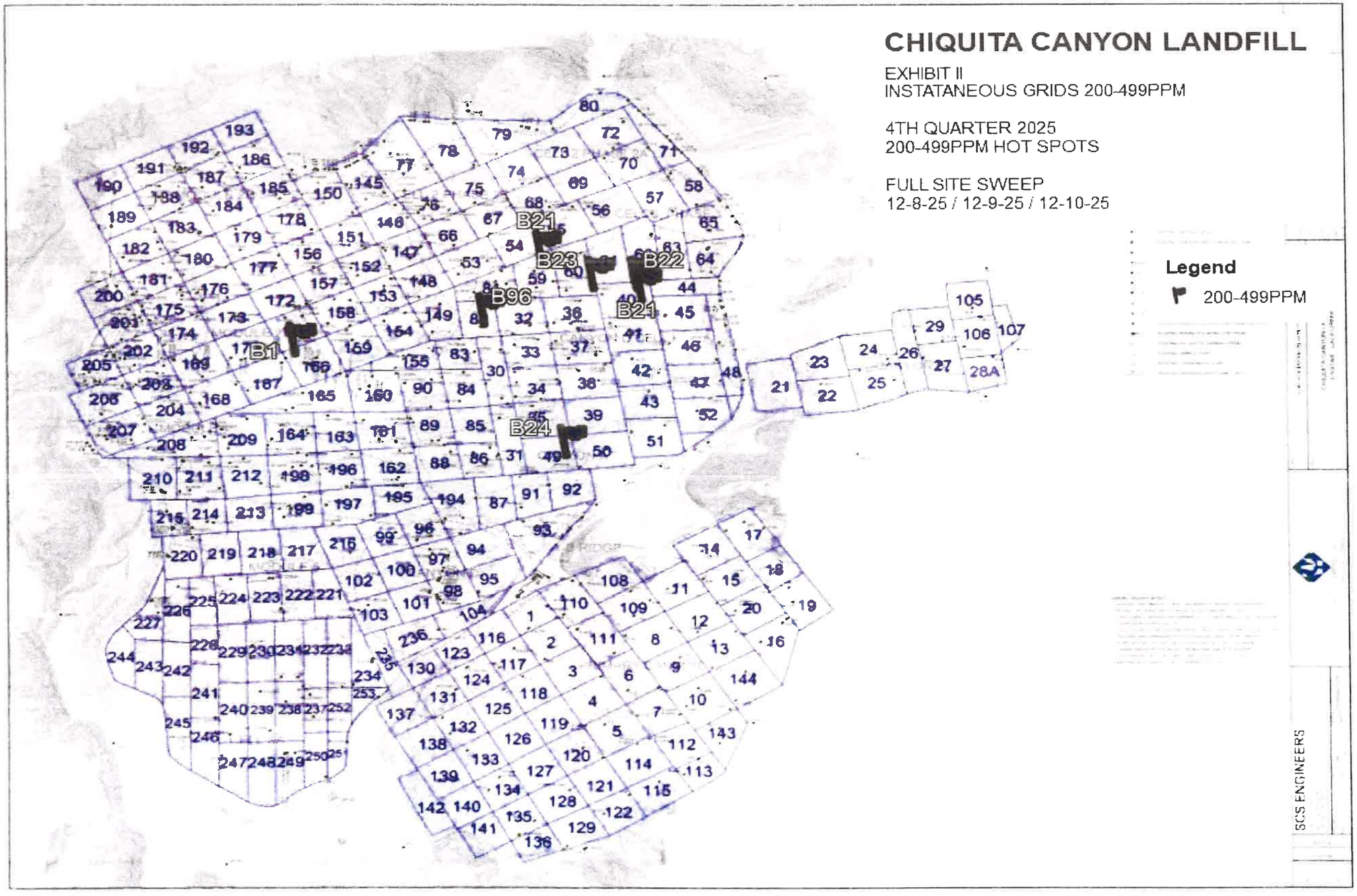
CHIQUITA CANYON LANDFILL
EXHIBIT II
INSTATANEOUS GRIDS 200-499PPM
4TH QUARTER 2025
200-499PPM HOT SPOTS
FULL SITE SWEEP
12-8-25 / 12-9-25 / 12-10-25
Legend
200-499PPM
B1
B21
B22
B23
B24
B96
SCS ENGINEERS

Exhibit II

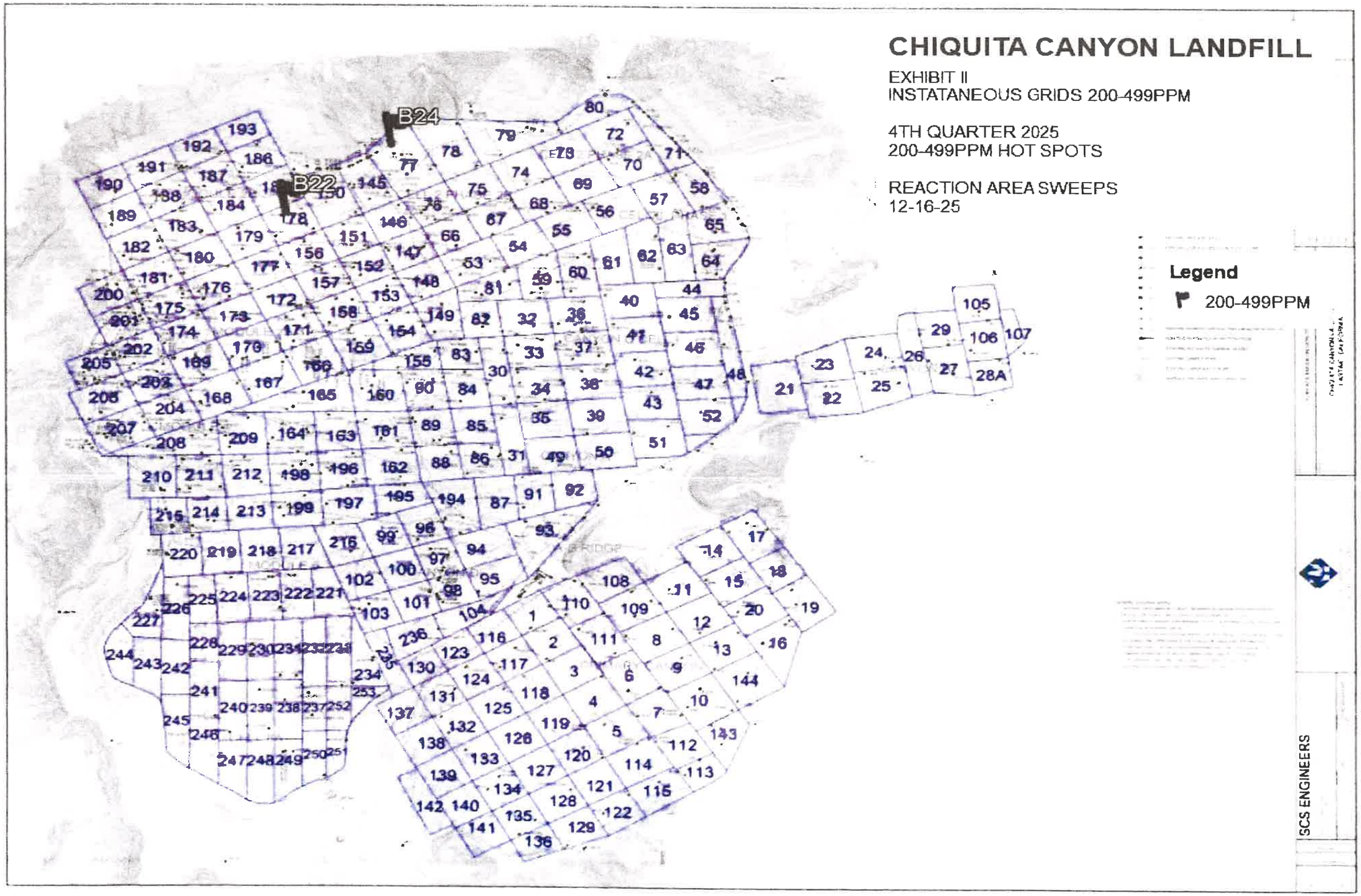
CHIQUITA CANYON LANDFILL
EXHIBIT II
INSTATANEOUS GRIDS 200-499PPM
4TH QUARTER 2025
200-499PPM HOT SPOTS
REACTION AREA SWEEPS
12-16-25
Legend
200-499PPM
B24
B22
SCS ENGINEERS

Exhibit II

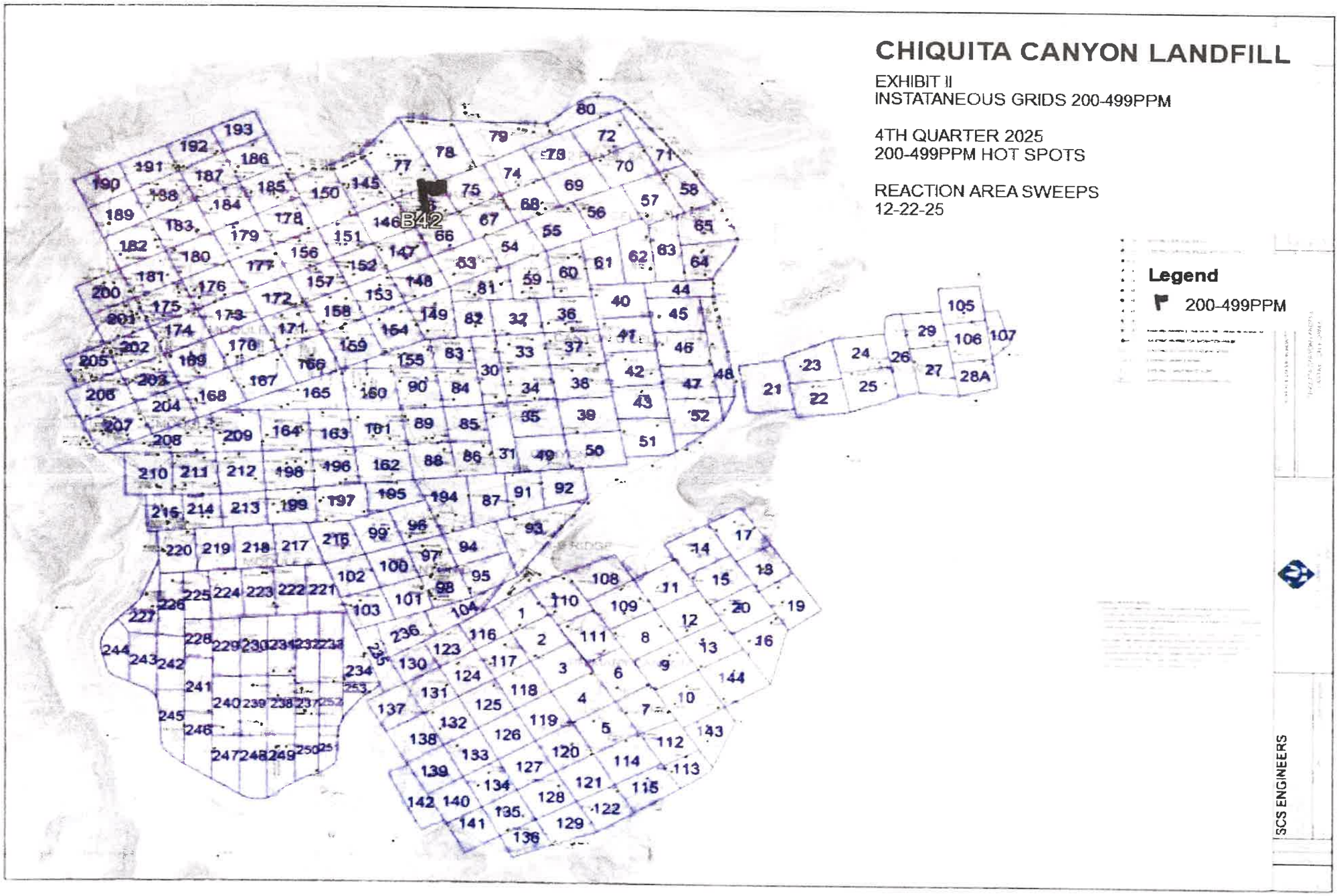
CHIQUITA CANYON LANDFILL
EXHIBIT II
INSTATANEOUS GRIDS 200-499PPM
4TH QUARTER 2025
200-499PPM HOT SPOTS
REACTION AREA SWEEPS
12-22-25
Legend
200-499PPM
B42
SCS ENGINEERS

EXHIBIT II

Integrated Grids Over 25 ppm Map

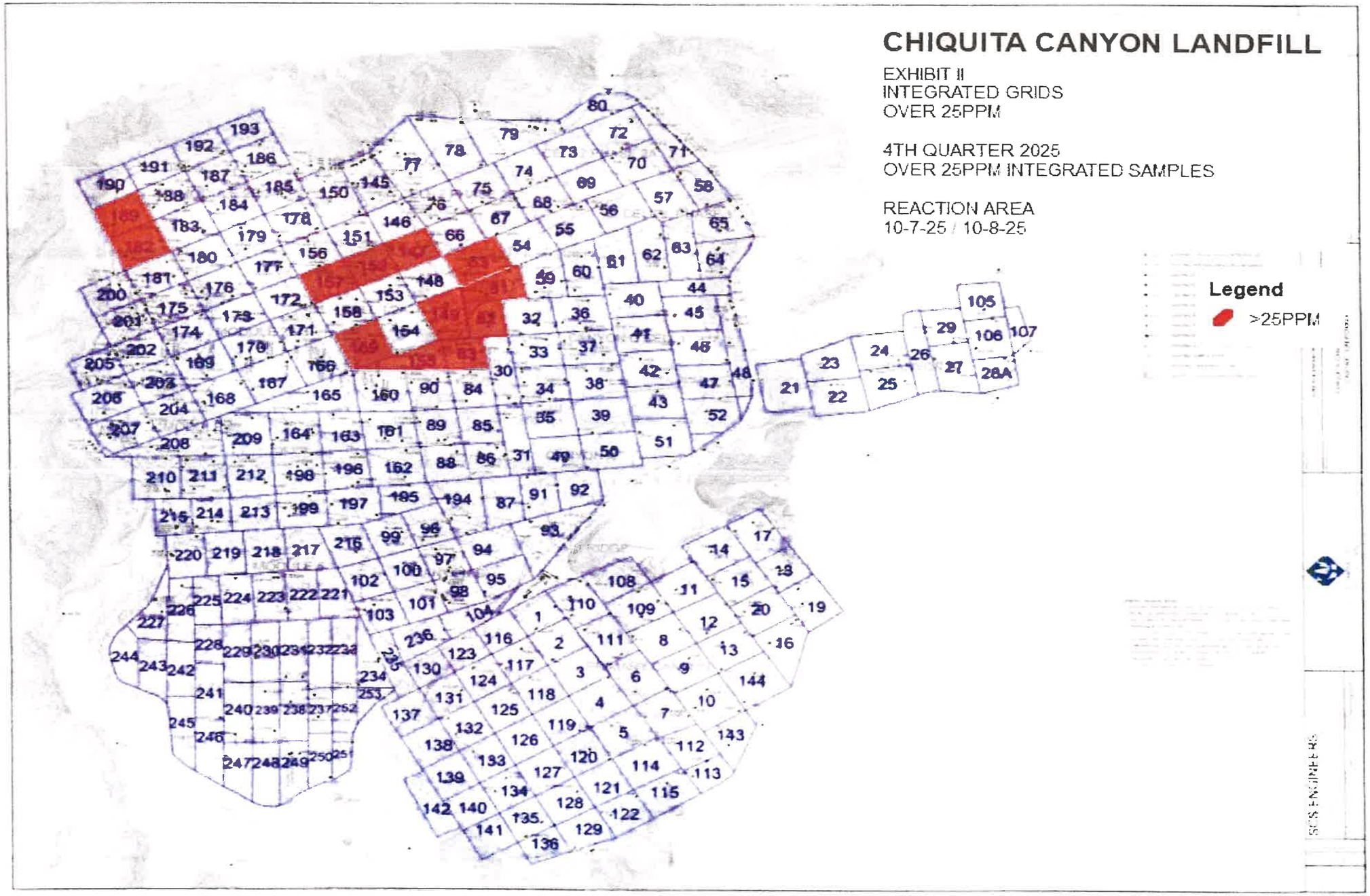
CHIQUITA CANYON LANDFILL
EXHIBIT II
INTEGRATED GRIDS
OVER 25PPM
4TH QUARTER 2025
OVER 25PPM INTEGRATED SAMPLES
REACTION AREA
10-7-25 / 10-8-25
Legend
>25PPM

Exhibit II

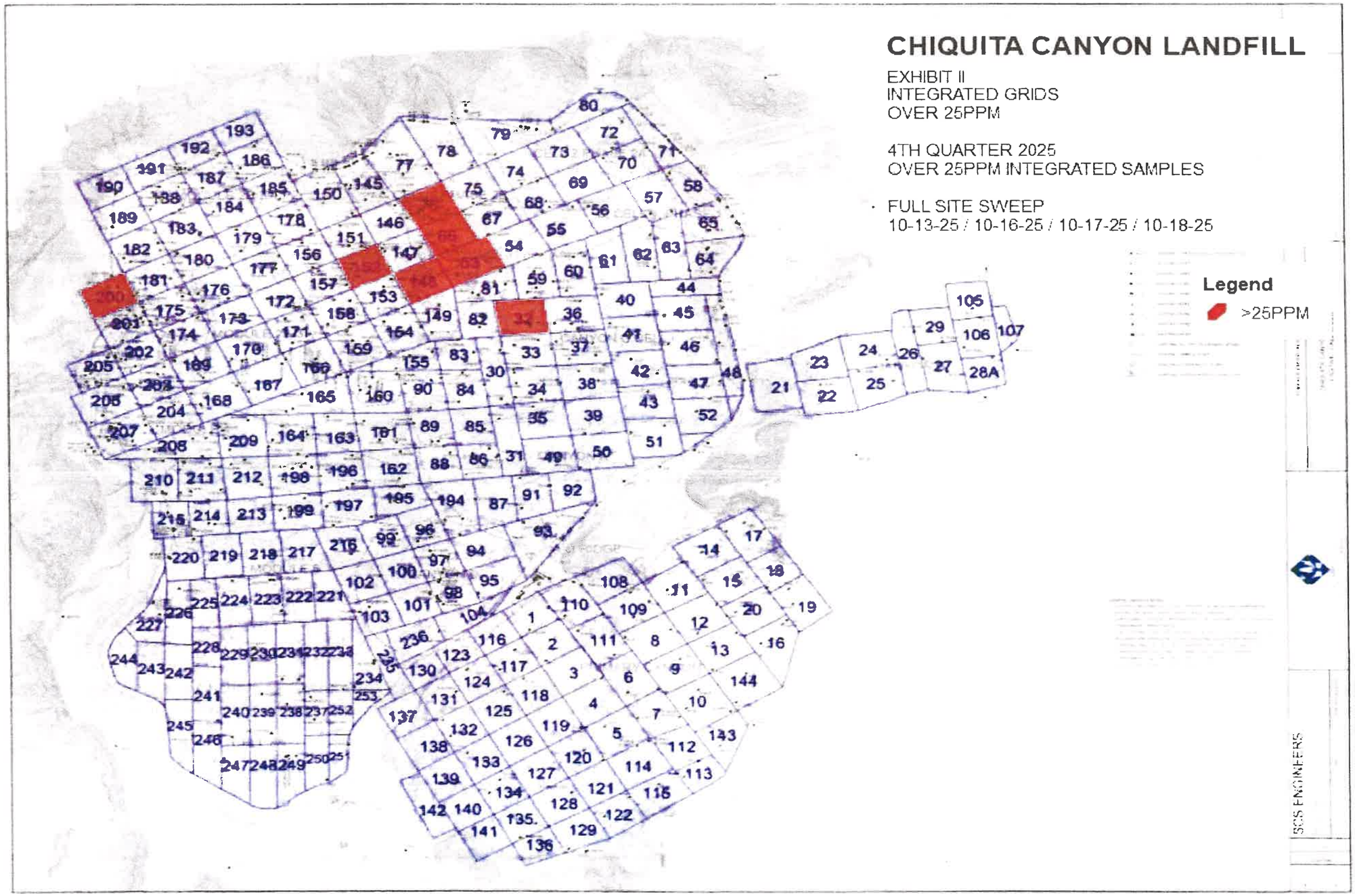
CHIQUITA CANYON LANDFILL
EXHIBIT II
INTEGRATED GRIDS
OVER 25PPM
4TH QUARTER 2025
OVER 25PPM INTEGRATED SAMPLES
FULL SITE SWEEP
10-13-25 / 10-16-25 / 10-17-25 / 10-18-25
Legend
>25PPM
SCS ENGINEERS

Exhibit II

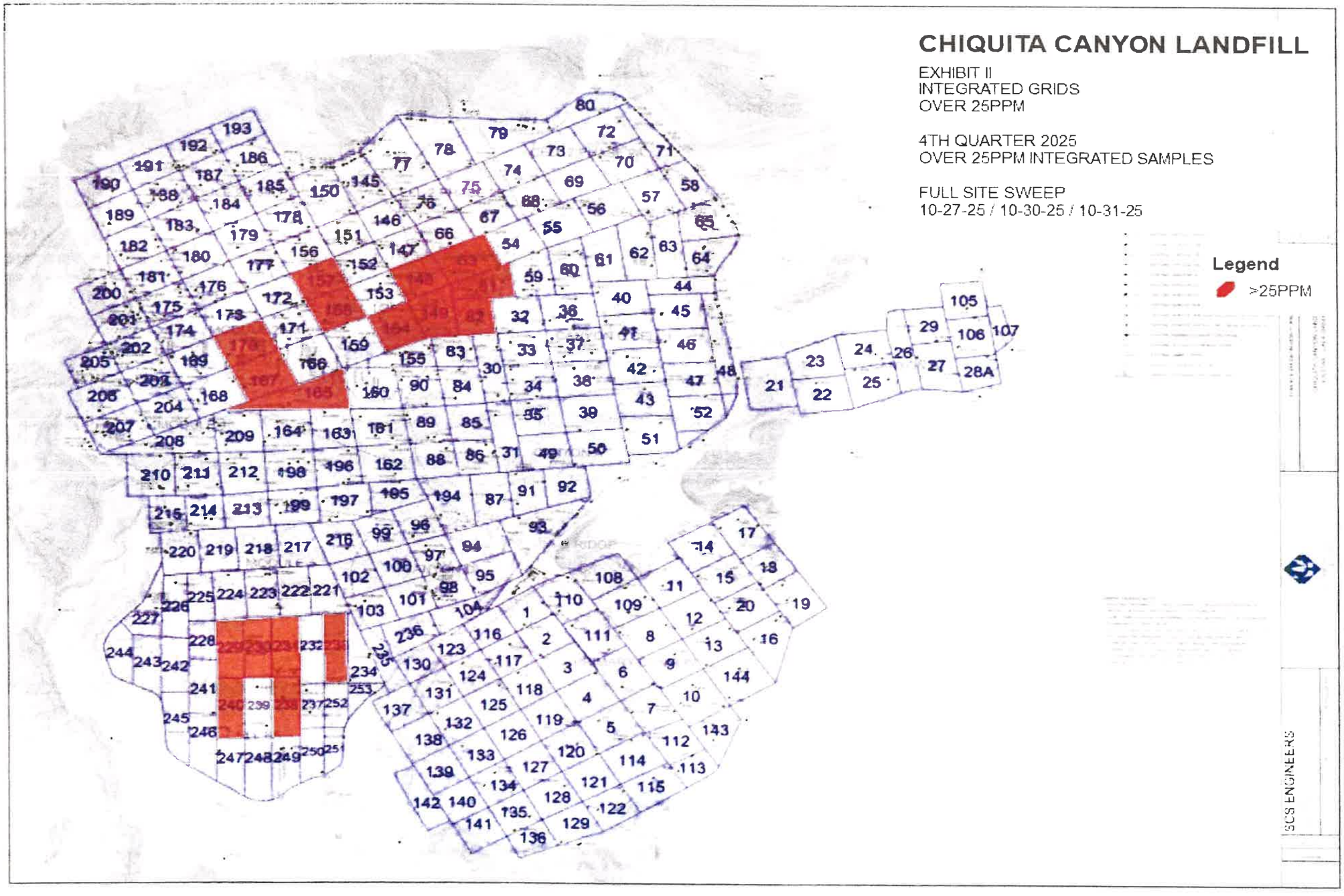
CHIQUITA CANYON LANDFILL
EXHIBIT II
INTEGRATED GRIDS
OVER 25PPM
4TH QUARTER 2025
OVER 25PPM INTEGRATED SAMPLES
FULL SITE SWEEP
10-27-25 / 10-30-25 / 10-31-25
Legend
>25PPM
SCS ENGINEERS

Exhibit II

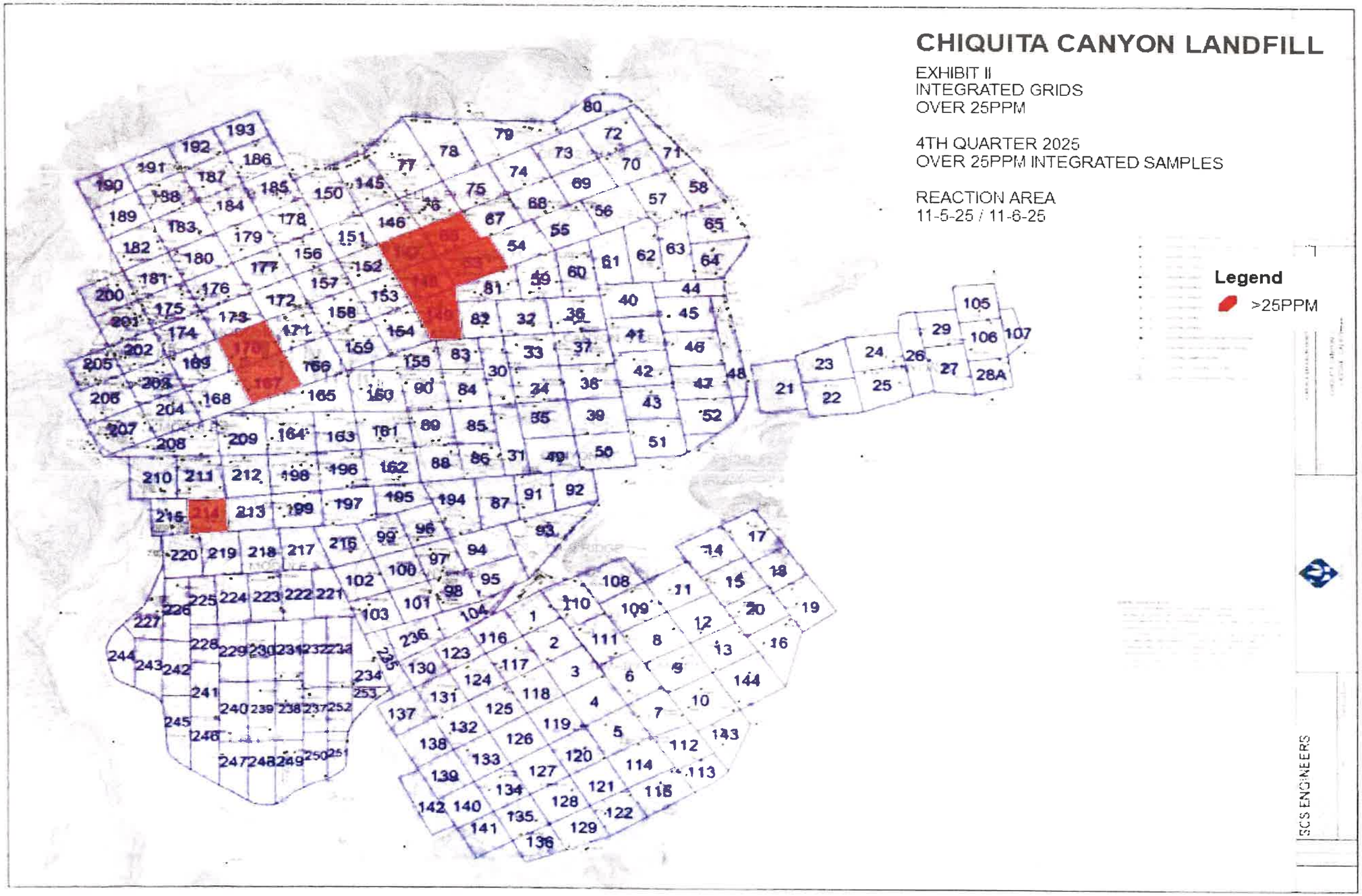
CHIQUITA CANYON LANDFILL
EXHIBIT II
INTEGRATED GRIDS
OVER 25PPM
4TH QUARTER 2025
OVER 25PPM INTEGRATED SAMPLES
REACTION AREA
11-5-25 / 11-6-25
Legend
>25PPM
SCS ENGINEERS

Exhibit II

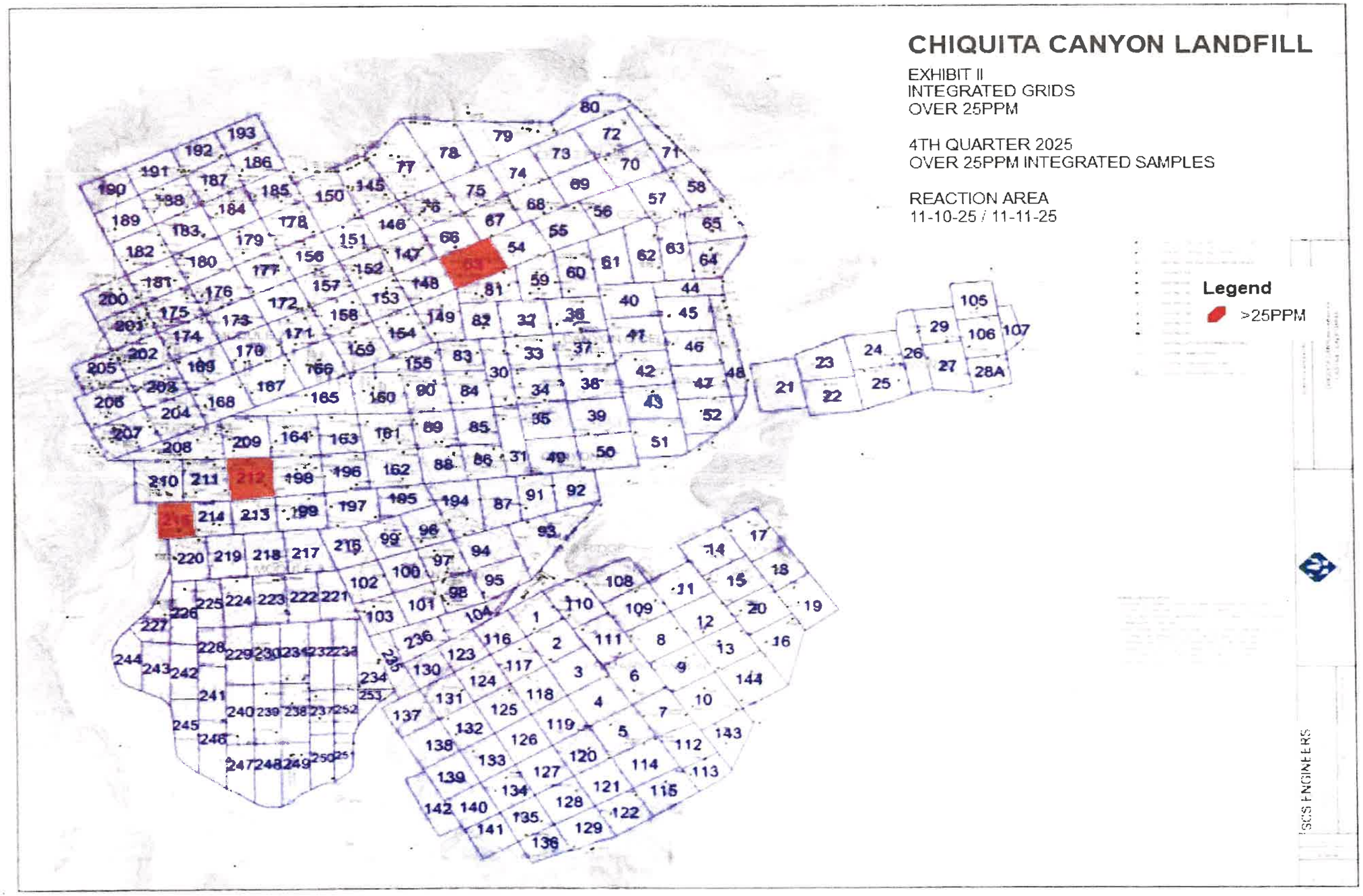
CHIQUITA CANYON LANDFILL
EXHIBIT II
INTEGRATED GRIDS
OVER 25PPM
4TH QUARTER 2025
OVER 25PPM INTEGRATED SAMPLES
REACTION AREA
11-10-25 / 11-11-25
Legend
>25PPM
SCS ENGINEERS

Exhibit II

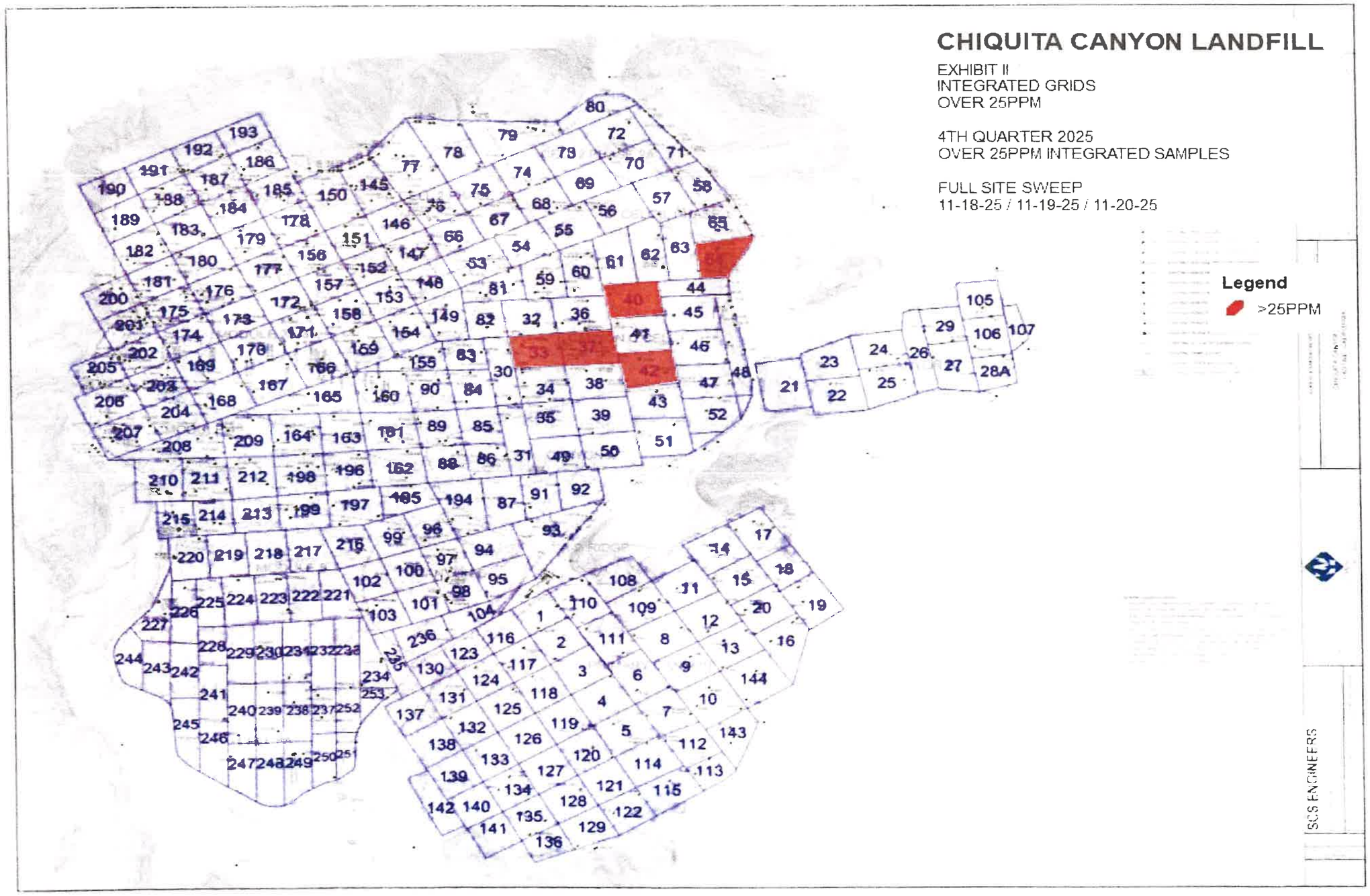
CHIQUITA CANYON LANDFILL
EXHIBIT II
INTEGRATED GRIDS
OVER 25PPM
4TH QUARTER 2025
OVER 25PPM INTEGRATED SAMPLES
FULL SITE SWEEP
11-18-25 / 11-19-25 / 11-20-25
Legend
>25PPM
SCS ENGINEERS

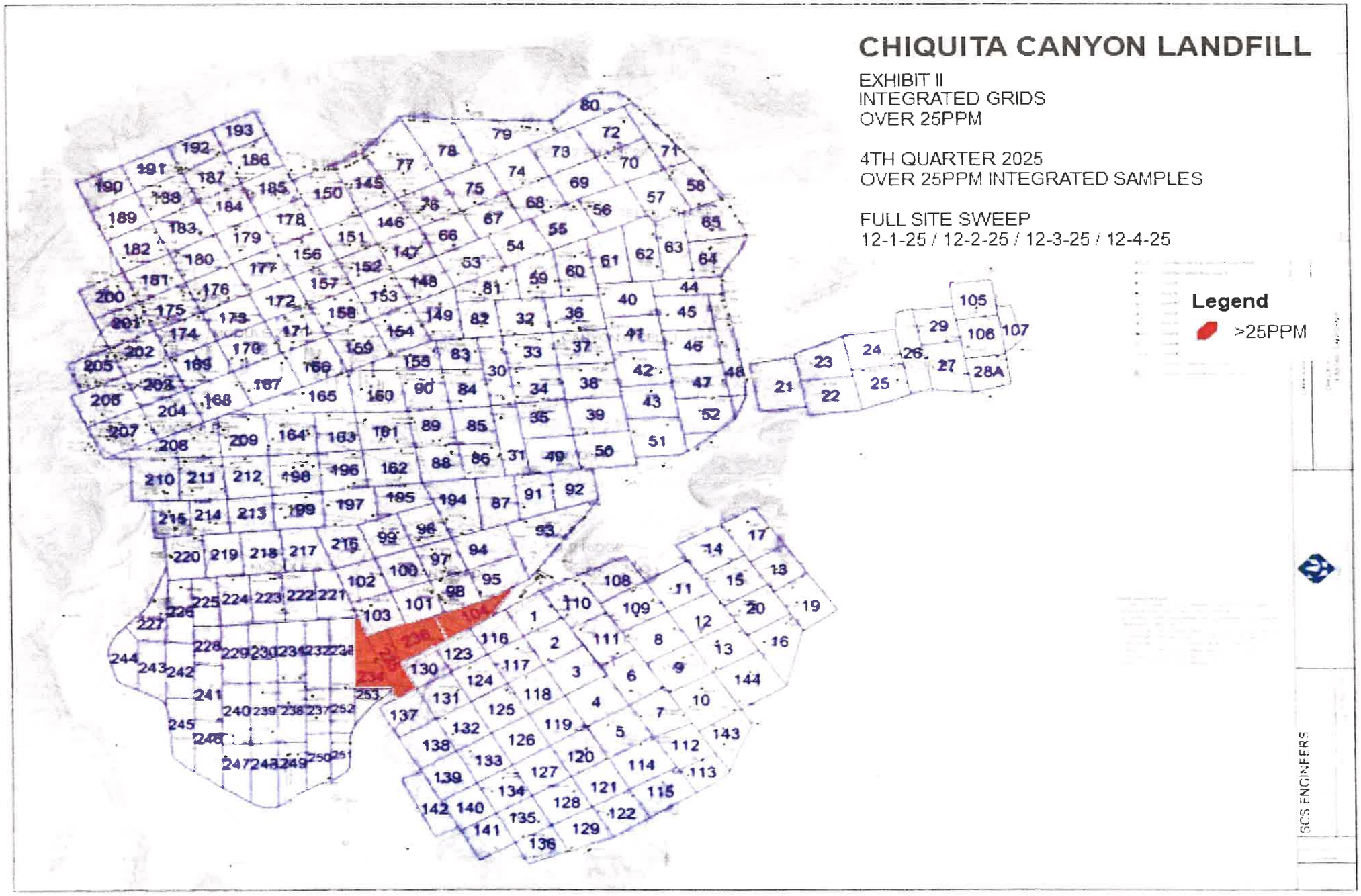
CHIQUITA CANYON LANDFILL
EXHIBIT II
INTEGRATED GRIDS
OVER 25PPM
4TH QUARTER 2025
OVER 25PPM INTEGRATED SAMPLES
FULL SITE SWEEP
12-1-25 / 12-2-25 / 12-3-25 / 12-4-25
Legend
>25PPM
SCS ENGINEERS

Exhibit II

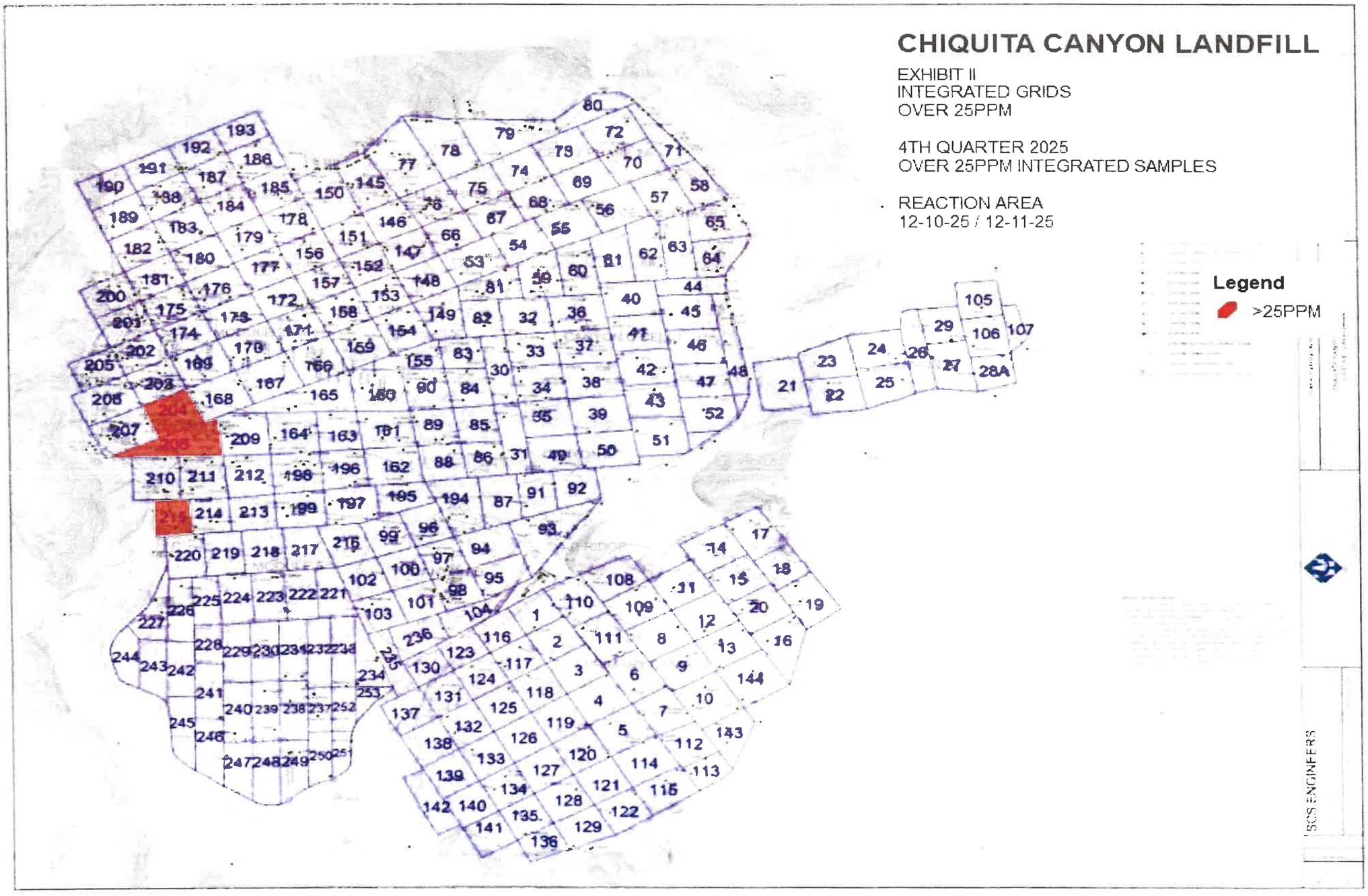
CHIQUITA CANYON LANDFILL
EXHIBIT II
INTEGRATED GRIDS
OVER 25PPM
4TH QUARTER 2025
OVER 25PPM INTEGRATED SAMPLES
REACTION AREA
12-10-25 / 12-11-25
Legend
>25PPM
SCS ENGINEERS

Exhibit II

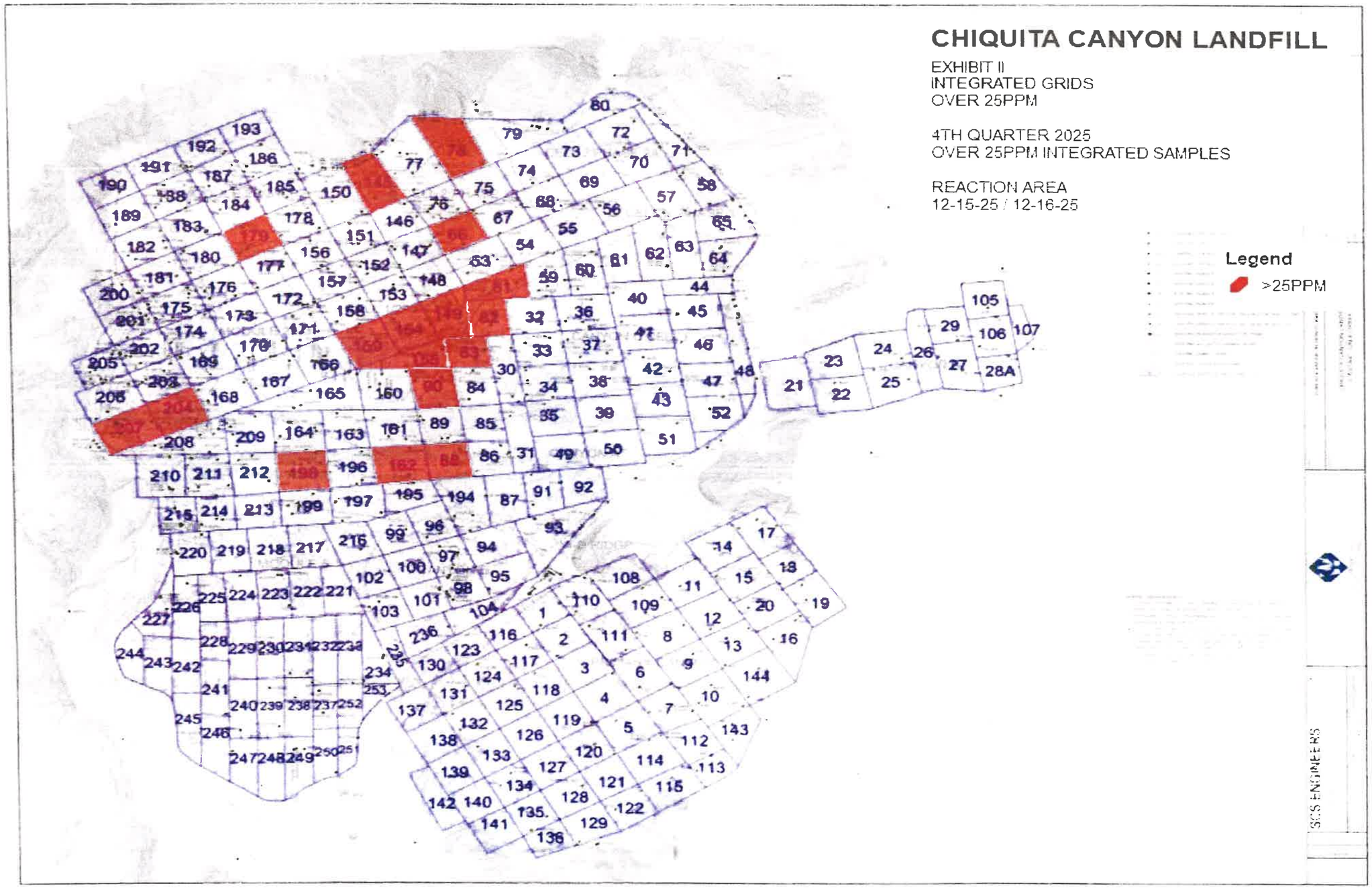
CHIQUITA CANYON LANDFILL
EXHIBIT II
INTEGRATED GRIDS
OVER 25PPM
4TH QUARTER 2025
OVER 25PPM INTEGRATED SAMPLES
REACTION AREA
12-15-25 / 12-16-25
Legend
>25PPM
SCS ENGINEERS

CHIQUITA CANYON
A Waste Connections Company

May 14, 2026

Mr. Jack Chen
South Coast Air Quality Management District
21865 E. Copley Dr.
Diamond Bar, CA 91765

RE: Chiquita Canyon Landfill Rule 1150.1
Quarterly Report – January, February, March 2026

Dear Mr. Chen,

Please see the enclosed copy of the Q4-2025 Rule 1150.1 Quarterly Monitoring Report for Chiquita Canyon Landfill. Do not hesitate to contact me anytime at 661-812-5846 if you have any questions.

Sincerely,

Kevin Green
District Manager

CHIQUITA CANYON LANDFILL
RULE 1150.1 QUARTERLY MONITORING AND QA/QC REPORTS
JANUARY - FEBRUARY - MARCH 2026

Submitted to:

South Coast Air Quality Management District
the clean air people

21865 East Copley Drive
Diamond Bar, California 91765

Submitted by:

CHIQUITA CANYON LANDFILL
29201 Henry Mayo Drive
Castaic, California 91384

Prepared by:

RES Environmental Inc.

865 Via Lata
Colton, California 92324

MAY 2026

CHIQUITA CANYON LANDFILL
RULE 1150.1 QUARTERLY MONITORING REPORT
JANUARY – FEBRUARY – MARCH 2026
TABLE OF CONTENTS

	Page
INTRODUCTION	I-II
MONITORING RESULTS	1-2
Instantaneous Surface Monitoring Program	3-5
Integrated Surface Sampling Program	5-8
Ambient Air Sampling Program	8-9
Landfill Gas Sampling Program	9
Rule 431.1 Sampling and Results	9-10
Perimeter Probe Sampling Program	10-11

TABLES

Table		
1	Instantaneous Monitoring Analysis (January, February, & March)	12-37
2	Integrated Surface Sampling Summary Analysis (January, February, & March)	38-75
3	Integrated Surface Sampling Analysis	76-120
4	Ambient Air Sampling Results	121-123
5	One Day Ambient Air Wind Rose	124-127
6	Landfill Gas Sampling Results	128-132
7	Perimeter Probe Monitoring (January, February, & March)	133-143
8	Probe Analysis	144-149
9	Chiquita Canyon Landfill Probe Readings (SCS)	150-213

CHIQUITA CANYON LANDFILL
RULE 1150.1 QUARTERLY MONITORING REPORT
JANUARY – FEBRUARY – MARCH 2026
TABLE OF CONTENTS
(Continued)

EXHIBITS

Exhibit		Page
I	Rule 1150.1 Site Monitoring Maps	214
II	Instantaneous Grids over 500 ppm Map (January, February, & March)	215-223
II	Instantaneous Grids over 200-499 ppm Map (January, February, & March)	224-232
II	Grids over 25 ppm Integrated Monitoring Map (January, February, & March)	233-241

CHIQUITA CANYON LANDFILL

RULE 1150.1 QUARTERLY MONITORING REPORT
January – February – March 2026

INTRODUCTION

On May 5, 2011, a Rule 1150.1 Alternative Compliance Plan (ACP) for Chiquita Canyon Landfill was submitted to the South Coast Air Quality Management District (SCAQMD) in order to request alternatives to the new monitoring and reporting requirements in the amended Rule 1150.1. In March 2018 the Alternate Rule 1150.1 Compliance Plan for Chiquita Canyon Landfill was finalized and approved. In the final compliance plan, the request for Quarterly Integrated Surface Sampling was not approved and Monthly Integrated Surface Sampling was set in place. From March 2018 to the end of September 2019, Quarterly Integrated Surface Sampling continued to be performed. In September 2019, SCAQMD staff questioned whether Chiquita Canyon Landfill staff should be monitored monthly, and starting in October 2019, Monthly Integrated Surface Sampling was performed per the Rule 1150.1 monitoring permit. The ACP monitoring program dated March 8, 2018 includes the following schedule:

- Monthly Instantaneous Surface Monitoring
- Monthly Integrated Surface Sampling
- Quarterly Ambient Air Monitoring
- Monthly Perimeter Gas Probe Monitoring
- Quarterly Perimeter Probe Sampling
- Quarterly Gas Collection System Sampling
- Continuous Wind Speed and Direction Monitoring

Although the ACP only requires quarterly instantaneous surface monitoring and quarterly perimeter gas probe monitoring, Chiquita Canyon Landfill has voluntarily performed the instantaneous surface monitoring and perimeter gas probe monitoring on a monthly basis in order to take a proactive approach to odors, surface emissions, and landfill gas (LFG) migration. This report includes the additional monitoring data, along with the required information and a summary of any rule exceedances, including a discussion of the corrective actions taken.

On February 4, 2023, Chiquita Canyon Landfill submitted an Ex Parte Emergency Variance application to the SCAQMD Hearing Board due to an elevated Total Reduced Sulfur Concentration in the gas system. Chiquita Canyon Landfill was granted an Emergency Variance on February 8, 2023. An Interim Variance was approved on February 15, 2023, and the Regular

Variance was approved on May 3, 2023. On September 6, 2023, a hearing on a Stipulated Order for Abatement (SOFA) was held pursuant to provisions of California Health and Safety Code 40823 and 42451(a) and District Rule 812. The SOFA was modified on January 17, 2024, March 21, 2024, April 24, 2024, August 27, 2024, November 13, 2024, April 16, 2025, and June 24, 2025. Sampling and monitoring conditions of the Abatement Order include weekly colorimetric tube tests for hydrogen sulfide and weekly analytical flare samples for SCAQMD Method 307.91 (reduced sulfur compounds). The site still has to follow Rule 431.1 AMP and because concentrations are above the limits, the site has to monitor/sample daily. Integrated surface sampling is performed at least three times per month, no more than once every 7 days; instantaneous surface monitoring is performed at least three times per month, no more than once every 7 days; cover inspections are performed daily. The site will continue investigations underlining reaction and odor impacts.

Landfill grids were revised in the first quarter of the 2000 Rule 1150.1 compliance report. Originally, the surface of the disposal area was divided into 81, 50,000 square foot sections. Effective April 1, 2000, monitoring grids were increased to 159 50,000 square foot sections. The grid increase was due to a submittal by the Chiquita Canyon Landfill to exempt steep areas of the landfill for testing, which was denied by the SCAQMD. In October 2012, the number of grids increased to 224 due to expansion of landfill operations. On February 23, 2024, the number of grids increased to 253, due to expansion of landfill operations with Cell 6. These numbered monitoring grids are indicated on the Rule 1150.1 site monitoring map in Exhibit I. The protocol and quality control procedures were performed according to the SCAQMD Guidelines for implementation of Rule 1150.1. If elevated concentrations were measured, these conditions were promptly mitigated through system adjustments to the wells or through application and compaction of cover soil.

Meteorological conditions are analyzed daily by RES Environmental, Inc. (RES) with assistance from Chiquita Canyon Staff to schedule sampling tasks on the landfill. Wind direction and wind speeds are recorded continuously throughout the year at a location that represents excellent meteorological exposure to the Chiquita Canyon Landfill. RES is responsible for the implementation of the Rule 1150.1 testing program and the Rule 1150.1 monitoring report. The meteorological station is shown in Exhibit I. Two ambient air samplers are displayed in the same exhibit.

MONITORING RESULTS

Instantaneous Surface Monitoring Program

Instantaneous Surface Monitoring (ISM) was performed using procedures and equipment described in the SCAQMD Guidelines for Implementation of Rule 1150.1, consistent with the Chiquita Canyon Landfill compliance plan. Effective July 2020, a portable flame ionization detector (FID) which meets or exceeds all guideline specifications was used to obtain instantaneous measurements of total organic compounds (TOC) concentrations immediately above the surface of 253 numbered grids. While traversing the disposal area, the detector probe was held within three inches of the landfill surface to obtain the readings. A surface inspection was also performed during monitoring to identify potential cracks in the landfill cover.

During the quarterly monitoring period, ISM was conducted across the full site for four (4) events and within the reaction area for five (5) events.

Reaction Area was performed January 7th and 8th, 2026, and eighty-four (84) grids were monitored. Four (4) grids were not monitored due to active construction. There were twenty-four (24) hot spots over 500 ppm and four (4) spots that ranged from 200 ppm - 499 ppm. All hot spots passed initial 10-day recheck on January 14th, 2026.

Reaction Area was performed on January 15th and 16th, 2026, and eighty-four (84) grids were monitored. Four (4) grids were not monitored due to active construction. There were six (6) hot spots over 500 ppm and one (1) spot that ranged from 200 ppm- 499 ppm. All hot spots passed the initial 10-day recheck on January 26th, 2026.

Full site sweep was performed on January 26th, 27th, and 28th, 2026, and two hundred and forty-four (244) grids were monitored. Nine (9) grids were not monitored due to active construction. There were fifty-eight (58) hot spots over 500 ppm and eight (8) spots that ranged from 200 ppm – 499 ppm. All hot spots passed the initial 10-day recheck on February 4th, 2026.

Full site sweep was performed on February 2nd, 3rd, and 4th, 2026, and two hundred and forty-two (242) grids were monitored. Eleven (11) grids were not monitored due to active construction. There were forty-seven (47) hot spots over 500 ppm and eight (8) hot spots that ranged from 200 ppm - 499 ppm. All hot spots passed the initial 10-day recheck on February 12th, 2026.

Reaction Area was performed on February 10th and 13th, 2026, and eighty-four (84) grids were monitored. Four (4) grids were not monitored due to active construction. There were

forty-three (43) hot spots over 500 ppm and three (3) hot spots that ranged from 200 ppm - 499 ppm. All hot spots passed the initial 10-day recheck on February 20th, 2026.

Full site sweep was performed on February 20th and 21st, 2026, and two hundred and forty-two (242) grids were monitored. Eleven (11) grids were not monitored due to active construction. There were eleven (11) hot spots over 500 ppm and four (4) spots that ranged from 200 ppm - 400 ppm. All hot spots passed the initial 10-day recheck on February 27th, 2026.

Full site sweep was performed on March 10th and 11th, 2026, and two hundred and forty (240) grids were monitored. Thirteen (13) grids were not monitored due to active construction. There were seventeen (17) hot spots over 500 ppm and four (4) spot that ranged from 200 ppm - 499 ppm. All hot spots passed the initial 10-day recheck on March 19th, 2026.

Reaction Area was performed on March 17th and 19th, 2026, and eighty-four (84) grids were monitored. Four (4) grids were not monitored due to active construction. There were twenty-three (23) hot spots over 500 ppm and three (3) spot that ranged from 200 ppm - 499 ppm. All hot spots passed the initial 10-day recheck on March 27th, 2026.

Reaction Area was performed on March 23rd, 2026, and eighty-four (84) grids were monitored. Four (4) grids were not monitored due to active construction. There were thirty-two (32) hot spots over 500 ppm and one (1) that ranged from 200 ppm - 499 ppm. Thirty-one (31) spots passed the initial 10-day recheck on April 2nd, 2026. Two (2) spots didn't pass 10-day recheck on April 2nd, 2026, but passed the 2nd 10-day recheck on April 9th, 2026.

The ISM conducted during the quarter showed two hundred and sixty-one (261) spots over 500 ppm, measured as methane. Eighty-eight (88) spots were detected in January 2026, one hundred and one (101) spots were detected in February 2026, and seventy-two (72) spots were detected in March 2026; these spots were re-monitored and cleared within the first or second 10-day period as allowed by the Rule 1150.1 guideline. There were fifty-five (55) grids that were not monitored due to active construction. A table has been added showing the original inspection date, re-monitoring date, and remediation method(s) for all grids over 500 ppm.

The ISM conducted during the quarter showed thirty-six (36) spots that ranged from 200 ppm - 499 ppm, measured as methane. Thirteen (13) spots were detected in January 2026, fifteen (15) spots were detected in February 2026, and eight (8) spots were detected in March 2026; these spots were re-monitored and cleared within the first or second 10-day period as allowed by the Rule

1150.1 guideline. A table has been added showing the original inspection date, re-monitoring date, and remediation method(s) for all grids that ranged from 200 ppm- 499ppm.

All field sheets, laboratory analysis, chain-of-custody and calibration reports will be maintained and available for five years at the Chiquita Canyon Landfill.

Integrated Surface Sampling Program (ISS)

Integrated surface sampling (ISS) equipment, field protocol, and Quality Assurance (QA) procedures used in this program were derived from the SCAQMD Guidelines for Implementation of Rule 1150.1, in accordance with the compliance plan for the Chiquita Canyon Landfill. An RES technician sampled each grid using the typical walk pattern and collection rate specified in the guidelines. Each Tedlar bag sample was purged three times with ultra-pure nitrogen and enclosed in a light-sealed box.

In the quarterly monitoring period, ISS was performed on the Full Site for four (4) events and on the Reaction Area for five (5) events.

Reaction Area was performed on January 6th and 7th, 2026, and eighty-four (84) grids were monitored. Four (4) grids were not monitored due to active construction. There were three (3) grids that exceeded 25 ppm during this event. All grids passed the initial 10-day recheck on January 14th, 2026.

Full site sweep was performed on January 12th, 13th, and 14th, 2026, and two hundred and forty-four (244) grids were monitored. Nine (9) grids were not monitored due to active construction. There were seven (7) grids that exceeded 25 ppm during this event. All grids passed the initial 10-day recheck on January 20th, 2026.

Full site sweep was performed on January 19th, 20th, 21st, and 22nd, 2026, and two hundred and forty-two (242) grids were monitored. Eleven (11) grids were not monitored due to active construction. There were one hundred and four (104) grids that exceeded 25 ppm during this event. All grids passed the initial 10-day rechecks on January 28th, January 29th, and February 4th, 2026.

Reaction Area was performed on February 4th and 5th, 2026, and eighty-four (84) grids were monitored. Four (4) grids were not monitored due to active construction. There were six (6) grids that exceeded 25 ppm during this event. All grids passed the initial 10-day recheck on February 12th, 2026.

Reaction Area was performed on February 9th and 10th, 2026, and eighty-four (84) grids were monitored. Four (4) grids were not monitored due to active construction. There were five (5) grids that exceeded 25 ppm during this event. All grids passed the initial 10-day recheck on February 20th, 2026.

Full site sweep was performed on February 23rd, 24th, 25th, and 26th, 2026, and two hundred and forty-two (242) grids were monitored. Eleven (11) grids were not monitored due to active construction. There were two (2) grids that exceeded 25 ppm during this event. All grids passed the initial 10-day recheck on March 4th, 2026.

Full site sweep was performed on March 2nd, 3rd, 4th, and 5th, 2026, and two hundred and forty-two (242) grids were monitored. Eleven (11) grids were not monitored due to active construction. There were eight (8) grids that exceeded 25 ppm during this event. All grids passed the initial 10-day recheck on March 11th, 2026.

Reaction Area was performed on March 9th and 10th, 2026, and eighty-four (84) grids were monitored. Four (4) grids were not monitored due to active construction. There was one (1) grid that exceeded 25 ppm during this event. All grids passed the initial 10-day recheck on March 19th, 2026.

Reaction Area was performed on March 16th, 2026, and eighty-four (84) grids were monitored. Four (4) grids were not monitored due to active construction. There were three (3) grids that exceeded 25 ppm during this event. All grids passed the initial 10-day recheck on March 27th, 2026.

The Integrated Surface Sampling conducted in January, February, and March, 2026, produced one hundred and thirty-nine (139) total grids over 25 ppm.

- January 2026 monitoring reported one hundred and fourteen (114) grids.
- February 2026 monitoring reported thirteen (13) grids.
- March 2026 monitoring reported twelve (12) grids.

During the 1st quarter of 2026, a total of thirty-one (31) grids were sent to the Lab.

Eighteen (18) grids in January 2026; one (1) grid on January 6th, 2026, two (2) grids on January 7th, 2026, three (3) grids on January 14th, 2026, five (5) grids on January 19th, 2026, four (4) grids on January 21st, 2026, and three (3) grids from January 22nd, 2026.

Seven (7) grids in February 2026; one (1) grid on February 4th, 2026, one (1) grid on February 5th, 2026, three (3) grids on February 9th, 2026, and two (2) grids from February 23rd, 2026.

Six (6) grids in March 2026; two (2) grids on March 3rd, 2026, one (1) grid on March 9th, 2026, one (1) grid on March 10th, 2026, and two (2) grids on March 16th, 2026.

Wind monitoring data recorded at the onsite wind station were reduced to calculate 10-minute average wind speeds for periods when sampling was performed. Each integrated grid sample was collected over a continuous 25-minute period. Based on the 10-minute averages, none of the overall average wind speeds exceeded 10 mph during the 25-minute sampling periods.

One grid was selected (Grids 155) and analyzed for group compounds on January 6th, 2026. Reported methane concentrations in Grid 155 was 37.5 ppm_v, respectively.

Two samples were selected (Grids 210 and 215) and analyzed for group compounds on January 7th, 2026. Reported methane concentrations in Grid 210 was 47.3 ppm_v, and 215 was 42.4 ppm_v, respectively.

Three samples were selected (Grids 104, 95, and 98) and analyzed for group compounds on January 15th, 2026. Reported methane concentrations in Grid 104 was 34.0 ppm_v, 95 was 34.1 ppm_v, and 98 was 32.7 ppm_v, respectively.

Five samples were selected (Grids 186, 185, 193, 179, and 172) and analyzed for group compounds on January 19th, 2026. Reported methane concentrations in Grid 186 was 64.9 ppm_v, 185 was 67.9 ppm_v, 193 was 74.0 ppm_v, 179 was 66.5 ppm_v, and 172 was 88.6 ppm_v, respectively.

Four samples were selected (Grids 37, 60, 61, and 97) and analyzed for group compounds on January 21st, 2026. Reported methane concentrations in Grid 37 was 20.4 ppm_v, Grid 60 was 14.4 ppm_v, Grid 61 was 62.1 ppm_v, and 97 was 27.1 ppm_v, respectively.

Three samples were selected (Grids 233, 241, and 240) and analyzed for group compounds on January 22nd, 2026. Reported methane concentrations in Grid 233 was 25.3 ppm_v, Grid 241 was 34.3 ppm_v, and 240 was 41.8 ppm_v, respectively.

One sample was selected (Grid 83) and analyzed for group compounds on February 4th, 2026. Reported methane concentrations in Grid 83 was 15.9 ppm_v, respectively.

One sample was selected (Grid 205) and analyzed for group compounds on February 5th, 2026. Reported methane concentrations in Grid 205 was 28.6 ppm_v, respectively.

Three samples were selected (Grids 82, 83, and 155) and analyzed for group compounds on February 9th, 2026. Reported methane concentrations in Grid 82 was 57.0 ppm_v, 83 was 91.4 ppm_v, and 155 was 47.1 ppm_v, respectively.

Two samples were selected (Grids 30 and 175) and analyzed for group compounds on February 23rd, 2026. Reported methane concentrations in Grid 30 was 24.6 ppm_v, and 175 was 27.7 ppm_v, respectively.

Two samples were selected (Grids 210 and 215) and analyzed for group compounds on March 3rd, 2026. Reported methane concentrations in Grid 210 was 38.1 ppm_v, and 215 was 20.0 ppm_v, respectively.

One sample was selected (Grid 203) and analyzed for group compounds on March 9th, 2026. Reported methane concentrations in Grid 203 was 17.8 ppm_v, respectively.

One sample was selected (Grid 207) and analyzed for group compounds on March 10th, 2026. Reported methane concentrations in Grid 207 was 2.32 ppm_v, respectively.

Two samples were selected (Grids 78 and 173) and analyzed for group compounds on March 16th, 2026. Reported methane concentrations in Grid 78 was 48.1 ppm_v, and 215 was 44.0 ppm_v, respectively.

Analyses were performed within 72 hours after sampling was conducted. The ISS results are summarized in Table 2. The core group analytical results on the two selected grids are presented in Table 3. Complete laboratory reports, tabulated wind speed summaries, and QA documentation will be maintained and available for five years at the Chiquita Canyon Landfill.

Ambient Air Sampling Program

The ambient air sampling program was designed in accordance with the Guidelines for Implementation of Rule 1150.1 and the compliance plan requirements issued by the SCAQMD. All procedures and equipment used in the program are consistent with guideline specifications. The revised Chiquita Canyon Landfill compliance plan requires the collection of four (4) 12-hour samples located at the landfill perimeter. These 12-hour samples (two each) are representative of the predominant up slope and down slope wind flow patterns during each 12-hour time periods. These two sampling stations are contained in Exhibit I.

These locations were selected based upon evaluation of current and historic wind monitoring data collected on site. Sampling stations are positioned to provide good meteorological exposure to the predominant up slope flows and anticipated nighttime local air drainage patterns typically encountered at this site.

Ambient air samplers used at the Chiquita Canyon Landfill were constructed, installed, and operated to meet SCAQMD design criteria and performance specifications published in the Rule 1150.1 guidelines. Light-sealed boxes containing individual 10-liter Tedlar sample bags were housed within each sampling station enclosure. The quarterly Ambient Air Monitoring Program was initiated on February 25th, 2026. Samples were collected over a period of 12 consecutive hours, with a start/stop time of approximately 9:00 A.M. to 9:00 P.M. and 9:00 P.M. to 9:00 A.M. the next day. After collection, the air samples were delivered to the AtmAA Laboratory to be analyzed for concentrations of methane, total TGNMOs, and core group compounds. Analyses were performed within 72 hours after sampling was concluded.

The concentrations of Rule 1150.1 core group compounds reported for each ambient air sample are presented in Table 4. A 24-hour wind rose is illustrated in Table 5. The complete analytical reports, hourly wind speed and direction summaries and QA records for the ambient air sampling program will be preserved for reviewing at a minimum of five years at the Chiquita Canyon Landfill.

> Four samples were selected (AA-1, AA-2, AA-3, and AA-4) and analyzed for group compounds on February 25th and 26th, 2026. Reported methane concentrations in AA-1 was 1.90 ppm_v, AA-2 was 2.45 ppm_v ,AA-3 was 4.62 ppm_v, and AA-4 was 1.71 ppm_v.

Landfill Gas Sampling Program

During the first quarter (January, February, March 2026) one Landfill gas sample was taken from the main gas transmission header line entering the Flare on March 24th, 2026. Using the direct-pump procedure described in EPA Method 25, the gas sample for the month was collected into a 10-liter Tedlar bag over a continuous 10-minute period. The Landfill gas sample was submitted to the AtmAA Laboratory to be analyzed for methane, total TGNMOs and Rule 1150.1 core group components, as well as fixed gases (oxygen, nitrogen and carbon dioxide). The laboratory results reported that the composite landfill gas sample contained methane at a concentration of 33.49 percent by volume in March 2026. Results of the core group compound analysis for landfill gas are reported in Table 6. QA documentation and analytical reports for this quarterly monitoring event will be preserved for reviewing for five years at the Chiquita Canyon Landfill.

Rule 431.1 Sampling and Results

In accordance with Chiquita Canyon Landfill's Rule 431.1 Alternative Monitoring Plan, colorimetric tube samples for H_2S are taken and recorded daily from Flare 1. In addition, gas samples are collected from Flare 1 quarterly and analyzed for H_2S by AtmAA Laboratory. The gas sample for first quarter of 2026 was collected on March 24th, 2026. The results of the analysis for H_2S are:

- Flare 1: 33.49 ppm_v

The level of H_2S detected on March 24th, 2026 at Flare 1 was 147 ppm_v; therefore Tier IV sampling was initiated. Drager Tube monitoring was performed for H_2S on January 28th, 2026, and the results was 10 ppm_v. Drager Tube monitoring was performed on February 23rd, 2026, and the results was 10 ppm_v. Drager Tube monitoring was performed on March 24th, 2026, and the results was 15 ppm_v. Sampling and analysis are currently being performed for H_2S at Flare 1 as required by the sites Rule 431.1 permit.

CHIQUITA CANYON LANDFILL 1st QUARTER 2026 Flare H_2S RESULTS				
DATE	H2S	UNITS	SAMPLE TYPE	TIER
1-28-26	10	PPMv	Drager Tube	Start Tier IV
2-23-26	10	PPMv	Drager Tube	Start Tier IV
3-24-26	15	PPMv	Drager Tube	Start Tier IV
3-24-26	147	PPMv	Laboratory	Start Tier IV

Due to the SOFA, additional daily Drager Tube and SCAQMD Method 307.91 sampling results were required. These results are included in the monthly SOFA reports submitted to the SCAQMD.

Perimeter Probe Sampling Program

The existing perimeter gas migration monitoring network used for Rule 1150.1 compliance at the Chiquita Canyon Landfill consists of 14 multiple-depth probes located along the perimeter of the landfill, as indicated in the Rule 1150.1 site monitoring map in Exhibit I.

An approved portable gas monitoring instrument was used to measure the concentration of TOC's expressed as ppm_v of methane by volume, within each probe casing. The 1st quarter 2026 probe monitoring events were conducted on January 28th, February 23rd, and March 24th. Title 27 probe monitoring was completed on February 23rd and 24th.

January 28th, 2026 **(1150.1)** perimeter probe monitoring event produced one (1) probe over 5% methane. GP-13; depth 87 feet showed 6.2% methane **(1150.1).** The 1st 10 day re-

monitoring for January was done on February 6th, 2026, for probe number GP-13; depth 87 feet showed 4.6% methane.

February 23rd, 2026 **(1150.1)** perimeter probe monitoring event produced no probes over 5% methane.

February 23rd and 24th, 2026 **(Title 27)** perimeter probe monitoring event produced one (1) probe over 5% methane. GP-15; depth 10 feet showed 8.1% methane, depth 40 feet showed 23.6% methane, depth 60 feet showed 12.1% methane, depth 90 feet showed 17.7% methane, and depth 115 feet showed 36.0% methane. The 1st 10-Day re-monitoring for the February 23rd and 24th, 2026 **(Title 27)** event was done on March 5th, 2026, for probe number GP-15; depth 10 feet showed 5.2% methane, depth 40 feet showed 19.8% methane, depth 60 feet showed 12.7% methane, depth 90 feet showed 18.2% methane, and depth 115 feet showed 26.4% methane. The 2nd 10-Day re-monitoring for the February 23rd and 24th, 2026 **(Title 27)** event was done on March 13th, 2026, for probe number GP-15; depth 10 feet showed 0.0% methane, depth 40 feet showed 4.8% methane, depth 60 feet showed 8.8% methane, depth 90 feet showed 0.0% methane, and depth 115 feet showed 0.0% methane.

March 24th, 2026 **(1150.1)** perimeter probe monitoring event produced no probes over 5% methane.

The following tables show new wells that were installed as part of the 45-day remediation for the above-mentioned probes during the reporting period. New wells and SVE well are planned for further installation and will be reported in the next quarterly report.

January 28th, 2026 **(1150.1)** GP-13 probe monitoring produced 62,550 ppm_v methane at 87 feet.

November 23rd and 24th, 2026 **(Title 27)** GP-15 probe monitoring produced 67,950 ppm_v methane at 10 feet, produced 220,500 ppm_v methane at 40 feet, produced 103,900 ppm_v at 60 feet, produced 146,000 ppm_v at 90 feet, and produced 303,200 ppm_v at 115 feet.

In the first quarter probe monitoring was performed in January, February, March 2026. The 14 multiple-depth probe analyses are reported in Table 7. Core group compound results are provided in Table 8. Field monitoring logs, analytical reports, and QA documentation will be maintained for a minimum of five years at the Chiquita Canyon Landfill.

TABLE 1

Instantaneous Monitoring Analysis

TABLE 1

Chiquita Canyon Landfill Rule 1150.1 1st Quarter Monitoring Report

January 2026 Chiquita Canyon Landfill Instantaneuous Surface Monitoring Reaction Area Sweep (1-7-26/1-8-26)

Grid	Flag	Latitiude	Longitude	Initial Date	Time	Initial Exceedance >500, 200-499 (PPM)	10-Day Corrective Action	First Remonitoring Date (10-days)	Time	PPM	2nd 10-Day Corrective Action	Second Remonitoring Date (10-days)	Time	PPM	30-DayCorrective Action	30 Day Remonitoring Date	Time	PPM
Instantaneuous (Monthly)																		
53				1/7/26		903												
	Y67	34.435739	-118.645509	1/7/26	1046	903	Flow Increase	1/14/26	0838	26.7					Flow Increase	2/6/26	0806	47.7
66				1/8/26		103												
76				1/8/26		650												
	Y61	34.43624896	-118.646255	1/8/26	0949	650	Cover Compaction	1/14/26	0751	20.4					Cover Compaction	2/5/26	0853	111
	B61	34.43636698	-118.646431	1/8/26	0948	325	Flow Increase	1/14/26	0750	19.1								
77				1/7/26		47.66												
78				1/7/26		109												
79				1/8/26		230												
	B62	34.43723501	-118.64545	1/8/26	0925	230	Flow Increase	1/14/26	0754	7.7								
80				1/8/26		23.45												
81				1/7/26		127												
82				1/7/26		120												
83				1/7/26		537												
	Y66	34.43386598	-118.645617	1/7/26	1024	537	Flow Increase	1/14/26	0837	34.1					Flow Increase	2/6/26	0800	42.4
88				1/8/26		42.10												
89				1/7/26		1,718												
	Y63	34.43256796	-118.646164	1/7/26	0933	1,718	Cover Compaction; Flow Increase	1/14/26	0833	17.6					Cover Compaction; Flow Increase	2/6/26	0809	15.5
90				1/7/26		116												
96				1/7/26		29.33												
99				1/8/26		5.10												
145				1/7/26		39.20												
146				1/8/26		Active Construction												
147				1/8/26		Active Construction												
148				1/7/26		55.50												
149				1/7/26		119												
150				1/7/26		172												
151				1/8/26		Active Construction												
152				1/8/26		Active Construction												
153				1/7/26		51.40												
154				1/7/26		82.11												
155				1/7/26		1,013												
	Y65	34.43380899	-118.646241	1/7/26	1018	1,013	Cover Compaction	1/14/26	0836	23.7					Cover Compaction	2/6/26	0738	63.4
156				1/7/26		609												
	Y26	34.43568503	-118.648414	1/7/26	0956	609	Cover Repaired	1/14/26	0759	11.8					Cover Repaired	2/6/26	0813	7.7
157				1/7/26		88.17												
158				1/7/26		119												
159				1/7/26		72.46												
160				1/7/26		667												
	Y64	34.43360003	-118.647678	1/7/26	1003	667	Boot Repaired	1/14/26	0836	16.0					Boot Repaired	2/6/26	0755	11.0
161				1/7/26		55.50												
162				1/8/26		32.40												
163				1/7/26		768												
	Y62	34.43275899	-118.647901	1/7/26	0918	768	Flow Increase	1/14/26	0830	23.2					Flow Increase	2/6/26	0751	21.1
164				1/7/26		541												
	Y61	34.43262203	-118.648837	1/7/26	0902	541	Flow Increase	1/14/26	0827	11.3					Flow Increase	2/6/26	0748	17.9
165				1/7/26		117												
166				1/7/26		116												
167				1/7/26		147												
168				1/7/26		109												
169				1/7/26		122												
170				1/7/26		127												
171				1/7/26		116												
172				1/7/26		46.03												
173				1/7/26		1,100												
	Y24	34.43446998	-118.649704	1/7/26	0931	600	Flow Increase	1/14/26	0822	16.8					Flow Increase	2/6/26	0834	153
	Y25	34.43452598	-118.649679	1/7/26	0934	1,100	Flow Increase	1/14/26	0821	15.1					Flow Increase	2/6/26	0833	488
174				1/7/26		110												
175				1/7/26		163												
176				1/7/26		1,248												
	Y21	34.43509804	-118.649619	1/7/26	0848	797	Boot Repaired	1/14/26	0819	16.7					Boot Repaired	2/6/26	0831	32.3

TABLE 1

	Y22	34.43488397	-118.649816	1/7/26	0854	1,248	Flow Increase	1/14/26	0820	4.9					Flow Increase	2/6/26	0830	5.7
177				1/7/26		47.11												
178				1/7/26		115												
179				1/7/26		115												
180				1/7/26		2,131												
	Y42	34.43531698	-118.650473	1/7/26	0947	2,131	Flow Increase	1/14/26	0815	12.4					Flow Increase	2/6/26	0827	432
181				1/7/26		144												
182				1/7/26		138												
183				1/7/26		83,274												
	Y41	34.43546902	-118.650769	1/7/26	0941	714	Cover Compaction	1/14/26	0814	19.6					Cover Compaction	2/6/26	0826	7.4
	Y43	34.43616799	-118.650525	1/7/26	0953	2,408	Boot Repaired	1/14/26	0812	11.3					Boot Repaired	2/6/26	0823	5.9
	Y44	34.436184	-118.650222	1/7/26	1008	83,274	Boot Repaired; Flow Increase	1/14/26	0811	10.1					Boot Repaired; Flow Increase	2/6/26	0822	6.0
184				1/7/26		89,095												
	Y45	34.43622096	-118.649699	1/7/26	1021	18,036	Cover Repaired	1/14/26	0809	10.8					Cover Repaired	2/6/26	0821	5.9
	Y46	34.43616204	-118.649388	1/7/26	1027	89,095	Flow Increase	1/14/26	0803	13.9					Flow Increase	2/6/26	0820	6.2
185				1/7/26		96,075												
	Y47	34.43615198	-118.649056	1/7/26	1048	981	Boot Repaired; Flow Increase	1/14/26	0802	11.3					Boot Repaired; Flow Increase	2/6/26	0815	7.3
	Y48	34.43676897	-118.648943	1/7/26	1053	3,399	Flow Increase	1/14/26	0807	13.0					Flow Increase	2/6/26	0817	12.4
	Y49	34.43661701	-118.64925	1/7/26	1055	96,075	Flow Increase	1/14/26	0805	31.4					Flow Increase	2/6/26	0818	6.3
186				1/7/26		111												
187				1/7/26		96.27												
188				1/7/26		141												
189				1/7/26		103												
190				1/7/26		42.45												
191				1/7/26		43.44												
192				1/7/26		115												
193				1/7/26		106												
194				1/7/26		114												
195				1/8/26		16.20												
196				1/8/26		28.30												
197				1/8/26		14.70												
198				1/8/26		21.50												
199				1/8/26		26.10												
200				1/7/26		132												
201				1/7/26		115												
202				1/7/26		506												
	Y23	34.43401602	-118.651326	1/7/26	0913	506	Flow Increase	1/14/26	0824	26.3					Flow Increase	2/6/26	0846	9.6
203				1/7/26		101												
204				1/7/26		112												
205				1/7/26		93.42												
206				1/7/26		96.42												
207				1/7/26		57.88												
208				1/7/26		172												
209				1/7/26		133												
210				1/8/26		12.42												
211				1/8/26		225												
	B1	34.43156096	-118.65007	1/8/26	0857	225	Flow Increase	1/14/26	0847	6.8								
212				1/8/26		7.31												
213				1/8/26		6.25												
214				1/8/26		200												
	B2	34.43109702	-118.650228	1/8/26	0907	200	Flow Increase	1/14/26	0849	29.3								
215				1/8/26		500												
	Y1	34.43115704	-118.650633	1/8/26	0923	500	Cover Compaction	1/14/26	0850	448					Cover Compaction	2/5/26	1010	146
216				1/8/26		11.40												
217				1/8/26		16.90												

TABLE 1

Chiquita Canyon Landfill Rule 1150.1 1st Quarter Monitoring Report

January 2026 Chiquita Canyon Landfill Instantaneous Surface Monitoring Reaction Area Sweep (1-15-26/1-16-26)

Grid	Flag	Latitiude	Longitude	Initial Date	Time	Initial Exceedance >500, 200-499 (PPM)	10-Day Corrective Action	First Remonitoring Date (10-days)	Time	PPM	2nd 10-Day Corrective Action	Second Remonitoring Date (10-days)	Time	PPM	30-DayCorrective Action	30 Day Remonitoring Date	Time	PPM
Instantaneuous (Monthly)																		
53				1/16/26		6.05												
66				1/16/26		5.03												
76				1/16/26		14.01												
77				1/16/26		5.09												
78				1/16/26		3.20												
79				1/16/26		110												
80				1/16/26		5.06												
81				1/16/26		8.09												
82				1/16/26		20.08												
83				1/16/26		14.30												
88				1/16/26		33.02												
89				1/16/26		60.30												
90				1/16/26		22.09												
96				1/16/26		3.11												
99				1/16/26		6.70												
145				1/16/26		116.00												
146				1/16/26		Active Construction												
147				1/16/26		Active Construction												
148				1/16/26		4.01												
149				1/16/26		1,424												
	Y12	34.43434903	-118.645762	1/16/26	0934	1,424	Flow Increase	1/26/26	0949	96.03					Flow Increase	2/12/25	0948	7.93
150				1/16/26		5.25												
151				1/16/26		Active Construction												
152				1/16/26		Active Construction												
153				1/16/26		5.08												
154				1/16/26		4.01												
155				1/16/26		16.66												
156				1/16/26		19.25												
157				1/16/26		7.28												
158				1/16/26		5.05												
159				1/16/26		3.09												
160				1/16/26		18.19												
161				1/16/26		10,157												
	Y4	34.43285697	-118.647684	1/16/26	0952	10,157	Flow Increase	1/26/26	1026	34.20					Flow Increase	2/12/25	0924	9.83
162				1/16/26		610												
	Y3	34.43210696	-118.646733	1/16/26	0932	610	Flow Increase	1/26/26	1043	331					Flow Increase	2/12/25	0930	132
163				1/16/26		11.50												
164				1/16/26		10.17												
165				1/16/26		18.19												
166				1/16/26		11.17												
167				1/16/26		3.05												
168				1/16/26		8.03												
169				1/16/26		7.08												
170				1/16/26		30.02												
171				1/16/26		4.09												
172				1/16/26		1.99												
173				1/16/26		275												
	B45	34.434386	-118.64951	1/16/26	0954	275	Flow Increase	1/26/26	1031	105								
174				1/16/26		3.76												
175				1/16/26		18.17												
176				1/16/26		5.03												
177				1/16/26		860												
	Y30	34.43517901	-118.6489	1/16/26	0947	860	Flow Increase	1/26/26	1033	103					Flow Increase	2/12/25	0807	340
178				1/16/26		17.20												
179				1/16/26		8.09												
180				1/16/26		6.09												
181				1/15/26		19.17												
182				1/15/26		18.30												
183				1/15/26		17.20												
184				1/15/26		16.17												
185				1/15/26		20.22												

TABLE 1

186				1/15/26		9.08												
187				1/15/26		20.31												
188				1/15/26		28.05												
189				1/15/26		30.19												
190				1/15/26		20.18												
191				1/15/26		23.20												
192				1/15/26		19.17												
193				1/15/26		11.06												
194				1/16/26		2.78												
195				1/16/26		3.70												
196				1/16/26		65.30												
197				1/16/26		5.29												
198				1/16/26		16.03												
199				1/16/26		5.67												
200				1/16/26		14.20												
201				1/16/26		10.09												
202				1/16/26		6.07												
203				1/16/26		12.09												
204				1/16/26		7.05												
205				1/16/26		10.02												
206				1/16/26		11.00												
207				1/16/26		20.25												
208				1/16/26		19.14												
209				1/16/26		30.17												
210				1/16/26		1,352												
	Y2	34.43173396	-118.650752	1/16/26	0907	1,352	Flow Increase	1/26/26	1053	6.42					Flow Increase	2/12/25	0859	69.71
211				1/16/26		12.06												
212				1/16/26		12.01												
213				1/16/26		5.97												
214				1/16/26		4.31												
215				1/16/26		1,172												
	Y1	34.43118	-118.650624	1/16/26	0901	1,172	Flow Increase	1/26/26	1056	15.43					Flow Increase	2/12/25	0858	125
216				1/16/26		5.11												
217				1/16/26		4.23												

TABLE 1

Chiquita Canyon Landfill Rule 1150.1 1st Quarter Monitoring Report

January 2026 Chiquita Canyon Landfill Instantaneous Surface Monitoring Full Site Sweep (1-26-26/1-27-26/1-28-26)

Grid	Flag	Latitiude	Longitude	Initial Date	Time	Initial Exceedance >500, 200-499 (PPM)	10-Day Corrective Action	First Remonitoring Date (10-days)	Time	PPM	2nd 10-Day Corrective Action	Second Remonitoring Date (10-days)	Time	PPM	30-DayCorrective Action	30 Day Remonitoring Date	Time	PPM
Instantaneous (Monthly)																		
1				1/28/26		8.25												
2				1/28/26		7.13												
3				1/27/26		4.32												
4				1/27/26		5.69												
5				1/27/26		4.75												
6				1/28/26		Construction Area												
7				1/28/26		Construction Area												
8				1/28/26		Construction Area												
9				1/28/26		Construction Area												
10				1/28/26		5.15												
11				1/27/26		3.75												
12				1/27/26		4.89												
13				1/28/26		Construction Area												
14				1/27/26		4.32												
15				1/27/26		5.18												
16				1/27/26		3.69												
17				1/27/26		4.54												
18				1/27/26		5.62												
19				1/27/26		4.31												
20				1/27/26		4.17												
21				1/28/26		5.32												
22				1/28/26		6.10												
23				1/28/26		5.25												
24				1/27/26		4.70												
25				1/27/26		4.60												
26				1/27/26		4.56												
27				1/27/26		4.62												
28A				1/27/26		4.63												
29				1/28/26		4.75												
30				1/27/26		1,000												
	Y23	34.43371603	-118.645097	1/27/26	0934	1,000	Cover Compaction	2/4/26	0752	18.59					Cover Compaction	2/26/26	0809	104
	Y24	34.433567	-118.645145	1/27/26	0938	650	Flow Increase	2/4/26	0753	31.66					Flow Increase	2/26/26	0808	4.6
31				1/27/26		44.30												
32				1/27/26		940												
	Y21	34.43455003	-118.644784	1/27/26	0928	940	Flow Increase	2/4/26	0740	210					Flow Increase	2/26/26	0803	44.2
33				1/27/26		1,200												
	Y22	34.43400303	-118.644846	1/27/26	0933	1,200	Cover Compaction	2/4/26	0750	413					Cover Compaction	2/26/26	0807	18.3
34				1/27/26		700												
	Y25	34.43340297	-118.64455	1/27/26	0945	700	Flow Increase	2/4/26	0800	9.13					Flow Increase	2/26/26	0806	11.1
35				1/27/26		22.30												
36				1/27/26		800												
	Y27	34.43447904	-118.643879	1/27/26	0929	800	Flow Increase	2/4/26	0742	34.08					Flow Increase	2/26/26	0802	303
37				1/27/26		19.30												
38				1/28/26		10,000												
	Y21	34.43358402	-118.643344	1/28/26	0958	10,000	Cover Compaction; Flow Increase	2/5/26	0935	328					Cover Compaction; Flow Increase	2/26/26	0752	467
	Y22	34.43332401	-118.643412	1/28/26	1002	1,400	Cover Compaction	2/5/26	0938	75.67					Cover Compaction	2/26/26	0751	371
	Y23	34.43329199	-118.643862	1/28/26	1133	10,000	Cover Compaction	2/5/26	0939	23.10					Cover Compaction	2/26/26	0750	179
39				1/27/26		27.40												
40				1/27/26		16.10												
41				1/27/26		620												
	Y28	34.43446202	-118.643064	1/27/26	1035	620	Flow Increase	2/4/26	0745	12.36					Flow Increase	2/26/26	0759	30.2
42				1/27/26		2,000												
	Y29	34.43376004	-118.642391	1/27/26	1123	2,000	Cover Compaction	2/4/26	0834	409					Cover Compaction	2/26/26	0827	14.4
43				1/27/26		900												
	Y30	34.43316903	-118.642454	1/27/26	1131	900	Cover Compaction	2/4/26	0842	64.11					Cover Compaction	2/26/26	0827	14.4
44				1/26/26		6.30												
45				1/27/26		1,698												
	Y3	34.43449798	-118.641611	1/27/26	1000	1,082	Cover Compaction	2/4/26	0811	126					Cover Compaction	2/26/26	0816	77.1
	Y4	34.43498899	-118.641762	1/27/26	1005	1,698	Flow Increase	2/4/26	0810	281					Flow Increase	2/26/26	0815	411
46				1/27/26		36.45												
47				1/27/26		4,795												

TABLE 1

	Y5	34.433811	-118.641247	1/27/26	1010	4,975	Flow Increase	2/4/26	0815	479					Flow Increase	2/26/26	0834	37.9
	Y8	34.43357999	-118.642011	1/27/26	1110	578	Flow Increase	2/4/26	0818	73.06					Flow Increase	2/26/26	0822	13.7
	Y9	34.433609	-118.641512	1/27/26	1118	1,650	Flow Increase	2/4/26	0816	105					Flow Increase	2/26/26	0822	33.4
48				1/27/26		1,048												
	Y1	34.43472899	-118.641201	1/27/26	0944	1,048	Cover Compaction	2/4/26	0845	167					Cover Compaction	2/26/26	0837	5.2
	Y2	34.43364998	-118.640873	1/27/26	0950	875	Cover Compaction; Flow Increase	2/4/26	0813	109					Cover Compaction; Flow Increase	2/26/26	0833	12.6
49				1/27/26		38.90												
50				1/27/26		1,300												
	Y26	34.43264298	-118.643213	1/27/26	1012	1,300	Flow Increase	2/4/26	0830	421					Flow Increase	2/26/26	0830	470
51				1/27/26		2,480												
	Y6	34.43285001	-118.642227	1/27/26	1043	2,480	Flow Increase	2/4/26	0840	80.67					Flow Increase	2/26/26	0825	20.9
52				1/27/26		650												
	Y7	34.43313701	-118.641692	1/27/26	1049	650	Flow Increase	2/4/26	0820	61.36					Flow Increase	2/26/26	0823	27.6
53				1/26/26		41.62												
54				1/26/26		3.60												
55				1/26/26		53.20												
56				1/26/26		8.20												
57				1/26/26		17.80												
58				1/26/26		4.30												
59				1/26/26		18.20												
60				1/26/26		22.10												
61				1/26/26		50.40												
62				1/26/26		12.60												
63				1/26/26		18.30												
64				1/26/26		5.40												
65				1/26/26		19.20												
66				1/26/26		83.2												
67				1/26/26		233												
	B101	34.43623102	-118.644877	1/26/26	0933	233	Flow Increase	2/5/26	0738	17.77								
68				1/26/26		10,000												
	Y102	34.43627201	-118.645287	1/26/26	0940	10,000	Flow Increase	2/5/26	0740	37.61					Flow Increase	2/25/25	0818	10.9
69				1/26/26		797												
	Y103	34.43674198	-118.643545	1/26/26	1000	797	Flow Increase	2/5/26	0737	386					Flow Increase	2/25/25	0825	7.1
70				1/26/26		10.03												
71				1/26/26		11.20												
72				1/26/26		21.18												
73				1/26/26		37.19												
74				1/26/26		24.60												
75				1/26/26		39.75												
76				1/26/26		200												
	B23	34.43638097	-118.645988	1/26/26	1145	200	Flow Increase	2/5/26	0744	38.66								
77				1/26/26		962												
	Y27	34.43696301	-118.646739	1/26/26	1005	562	Pipe Repaired	2/5/26	0750	10.19					Pipe Repaired	2/25/25	0822	22.3
	Y28	34.43734104	-118.646782	1/26/26	1030	962	Cover Compaction	2/5/26	0752	22.15					Cover Compaction	2/25/25	0821	16.2
78				1/26/26		5,623												
	Y29	34.43730097	-118.645778	1/26/26	1052	5,623	Flow Increase	2/5/26	0756	13.12					Flow Increase	2/26/26	0819	51.4
	B22	34.43732997	-118.645883	1/26/26	1046	200	Flow Increase	2/5/26	0755	21.14								
79				1/26/26		45.60												
80				1/26/26		39.10												
81				1/26/26		51.00												
82				1/26/26		1,200												
	Y61	34.43426304	-118.645669	1/26/26	0926	1,200	Cover Compaction; Flow Increase	2/5/26	0745	34.68					Cover Compaction; Flow Increase	2/25/25	0751	47.7
83				1/26/26		325												
	B61	34.43380203	-118.646282	1/26/26	0934	325	Flow Increase	2/5/26	0747	88.17								
84				1/26/26		315												
	B62	34.43331999	-118.646164	1/26/26	1149	210	Flow Increase	2/5/26	0758	9.17								
	B63	34.43316098	-118.645646	1/26/26	1159	315	Flow Increase	2/5/26	0905	194								
85				1/26/26		1,000												
	Y65	34.432646	-118.645623	1/26/26	1206	1,000	Cover Compaction; Flow Increase	2/5/26	0858	43.76					Cover Compaction; Flow Increase	2/25/25	0744	9.2
86				1/26/26		1,863												
	Y81	34.43239002	-118.645742	1/26/26	0929	1,863	Cover Compaction	2/5/26	0841	22.11					Cover Compaction	2/25/25	0745	19.2
87				1/28/26		20,000												
	Y24	34.43182399	-118.645004	1/28/26	1028	20,000	Cover Compaction; Flow Increase	2/5/26	0950	53.71					Cover Compaction; Flow Increase	2/26/26	0747	23.2
	Y25	34.43131101	-118.644807	1/28/26	1038	4,671	Flow Increase	2/5/26	0952	160					Flow Increase	2/26/26	0741	42.7
	B21	34.43123097	-118.645161	1/28/26	1036	270	Flow Increase	2/5/26	0954	51.13								
88				1/26/26		2,971												

TABLE 1

	Y82	34.43240603	-118.646243	1/26/26	0935	2,971	Cover Compaction; Flow Increase	2/5/26	0830	38.62					Cover Compaction; Flow Increase	2/25/25	0742	28.2
89				1/26/26		41.13												
90				1/26/26		48.69												
91				1/27/26		14.60												
92				1/27/26		21.50												
93				1/27/26		15.60												
94				1/27/26		18.53												
95				1/27/26		14.22												
96				1/26/26		14.70												
97				1/27/26		15.25												
98				1/27/26		17.30												
99				1/26/26		55.10												
100				1/27/26		17.88												
101				1/27/26		18.80												
102				1/27/26		14.01												
103				1/27/26		17.66												
104				1/27/26		15.35												
105				1/28/26		5.16												
106				1/27/26		4.75												
107				1/28/26		4.54												
108				1/27/26		4.41												
109				1/27/26		5.62												
110				1/27/26		5.32												
111				1/27/26		6.17												
112				1/28/26		5.75												
113				1/28/26		6.32												
114				1/27/26		5.17												
115				1/28/26		8.15												
116				1/28/26		6.51												
117				1/28/26		6.61												
118				1/28/26		4.52												
119				1/28/26		6.41												
120				1/28/26		8.75												
121				1/28/26		6.13												
122				1/28/26		7.16												
123				1/28/26		47.05												
124				1/28/26		9.41												
125				1/28/26		10.11												
126				1/28/26		9.55												
127				1/28/26		9.40												
128				1/28/26		9.12												
129				1/28/26		9.23												
130				1/27/26		19.07												
131				1/28/26		9.00												
132				1/28/26		10.05												
133				1/28/26		11.22												
134				1/28/26		11.88												
135				1/28/26		9.55												
136				1/28/26		9.44												
137				1/27/26		17.21												
138				1/27/26		15.08												
139				1/27/26		15.18												
140				1/27/26		14.12												
141				1/27/26		14.18												
142				1/28/26		8.45												
143				1/28/26		7.18												
144				1/28/26		6.47												
145				1/26/26		51.11												
146				1/28/26		Restriction Area												
147				1/28/26		Restriction Area												
148				1/26/26		27.71												
149				1/26/26		12.30												
150				1/26/26		42.60												
151				1/28/26		Restriction Area												
152				1/28/26		Restriction Area												
153				1/26/26		15.10												
154				1/26/26		19.50												

TABLE 1

155				1/26/26		47.31													
156				1/26/26		21.31													
157				1/26/26		40.50													
158				1/26/26		22.50													
159				1/26/26		17.30													
160				1/26/26		1,300													
	Y62	34.43299301	-118.647315	1/26/26	1003	765	Cover Compaction; Flow Increase	2/5/26	0854	19.28					Cover Compaction; Flow Increase	2/25/25	0753	16.6
	Y63	34.43328504	-118.647347	1/26/26	1010	1,300	Flow Increase	2/5/26	0856	17.13					Flow Increase	2/25/25	0754	7.9
161				1/26/26		1,100													
	Y64	34.43266201	-118.646956	1/26/26	1136	1,100	Flow Increase	2/5/26	0852	29.63					Flow Increase	2/25/25	0739	8.5
162				1/26/26		3,884													
	Y83	34.43215398	-118.646767	1/26/26	0941	3,884	Flow Increase	2/5/26	0848	197					Flow Increase	2/25/25	0736	64.2
163				1/26/26		25.04													
164				1/26/26		27.35													
165				1/26/26		41.13													
166				1/26/26		10.70													
167				1/26/26		37.81													
168				1/26/26		18.71													
169				1/26/26		650													
	Y45	34.43357798	-118.649949	1/26/26	1034	650	Flow Increase	2/5/26	0833	24.13					Flow Increase	2/25/25	0758	30.1
170				1/26/26		8.50													
171				1/26/26		11.20													
172				1/26/26		2,200													
	Y41	34.43485497	-118.648788	1/26/26	0937	2,200	Seal Repaired; Flow Increase	2/5/26	0819	5.85					Seal Repaired; Flow Increase	2/25/25	0810	7.5
	Y42	34.43470937	-118.6485509	1/26/26	1153	1,500	Seal Repaired; Flow Increase	2/5/26	0821	13.18					Seal Repaired; Flow Increase	2/25/25	0811	303
173				1/26/26		890													
	Y43	34.43475899	-118.64945	1/26/26	0945	890	Cover Compaction	2/5/26	0822	24.00					Cover Compaction	2/25/25	0803	7.1
174				1/26/26		28.30													
175				1/26/26		34.60													
176				1/26/26		6,421													
	Y21	34.43491003	-118.649839	1/26/26	0908	1,756	Cover Compaction	2/5/26	0812	42.10					Cover Compaction	2/25/25	0804	5.9
	Y23	34.43489696	-118.649857	1/26/26	0911	2,345	Cover Compaction	2/5/26	0818	40.10					Cover Compaction	2/25/25	0804	6.2
	Y24	34.43511003	-118.649624	1/26/26	0918	6,721	Cover Compaction	2/5/26	0816	32.79					Cover Compaction	2/25/25	0805	5.3
177				1/26/26		623													
	Y25	34.43521203	-118.649197	1/26/26	0922	623	Cover Compaction	2/5/26	0814	17.11					Cover Compaction	2/25/25	0807	4.9
	Y26	34.43532603	-118.649139	1/26/26	0926	599	Boot Repaired	2/5/26	0811	38.76					Boot Repaired	2/25/25	0808	5.2
178				1/26/26		15.60													
179				1/26/26		15.32													
180				1/26/26		17.80													
181				1/26/26		17.18													
182				1/26/26		13.45													
183				1/26/26		14.55													
184				1/26/26		16.72													
185				1/26/26		13.44													
186				1/26/26		10.59													
187				1/26/26		12.55													
188				1/26/26		13.85													
189				1/26/26		14.22													
190				1/26/26		13.25													
191				1/26/26		15.78													
192				1/26/26		14.19													
193				1/26/26		13.52													
194				1/26/26		845													
	Y89	34.43153699	-118.646009	1/26/26	1148	845	Cover Compaction; Flow Increase	2/5/26	0840	311					Cover Compaction; Flow Increase	2/25/25	0748	117
195				1/26/26		13.70													
196				1/26/26		162													
197				1/26/26		5,939													
	Y84	34.431568	-118.647596	1/26/26	0951	2,191	Flow Increase	2/5/26	0846	19.03					Flow Increase	2/25/25	0727	415
	Y88	34.43122996	-118.647767	1/26/26	1128	5,939	Flow Increase	2/5/26	0843	27.63					Flow Increase	2/25/25	0725	22.4
198				1/26/26		4,756													
	Y85	34.43173204	-118.648105	1/26/26	1002	4,756	Flow Increase	2/5/26	0844	37.13					Flow Increase	2/25/25	0730	23.9
199				1/26/26		48.30													
200				1/26/26		18.89													
201				1/26/26		17.77													
202				1/26/26		700													
	Y44	34.43384503	-118.65095	1/26/26	0957	700	Cover Compaction	2/5/26	0828	15.50					Cover Compaction	2/25/25	0800	17.7
203				1/26/26		19.80													

TABLE 1

204				1/26/26		24.16												
205				1/26/26		23.40												
206				1/26/26		17.50												
207				1/26/26		23.31												
208				1/26/26		24.49												
209				1/26/26		21.18												
210				1/26/26		58.90												
211				1/26/26		187												
212				1/26/26		2,849												
	Y86	34.43170899	-118.649227	1/26/26	1017	2,849	Flow Increase	2/5/26	0845	29.76					Flow Increase	2/25/25	0715	19.1
	Y87	34.43198198	-118.649011	1/26/26	1045	2,771	Flow Increase	2/5/26	0847	11.13					Flow Increase	2/25/25	0714	75.9
213				1/26/26		28.50												
214				1/26/26		16.40												
215				1/26/26		72.60												
216				1/26/26		28.10												
217				1/27/26		96.80												
218				1/27/26		87.30												
219				1/27/26		101												
220				1/27/26		15.20												
221				1/27/26		14.70												
222				1/27/26		792												
	Y63	34.43014098	-118.648174	1/27/26	1051	792	Flow Increase	2/4/26	0823	222					Flow Increase	2/26/26	0847	103
223				1/27/26		1,051												
	Y62	34.42970999	-118.648784	1/27/26	1040	1,054	Cover Compaction; Flow Increase	2/4/26	0828	21.63					Cover Compaction; Flow Increase	2/26/26	0846	90.6
224				1/27/26		26.10												
225				1/27/26		59.20												
226				1/27/26		1,842												
	Y61	34.42926197	-118.650632	1/27/26	1014	1,842	Flow Increase	2/4/26	0836	111					Flow Increase	2/26/26	0852	10.8
227				1/27/26		41.60												
228				1/27/26		121												
229				1/27/26		97.40												
230				1/27/26		113												
231				1/27/26		128												
232				1/27/26		26.20												
233				1/27/26		1,394												
	Y64	34.42961703	-118.647819	1/27/26	1120	1,394	Cover Compaction; Flow Increase	2/4/26	0825	99.64					Cover Compaction; Flow Increase	2/26/26	0844	29.2
234				1/27/26		14.78												
235				1/27/26		13.45												
236				1/27/26		17.53												
237				1/27/26		27.31												
238				1/27/26		23.40												
239				1/27/26		24.26												
240				1/27/26		24.17												
241				1/28/26		341												
	B22	34.42823804	-118.649887	1/28/26	1055	341	Flow Increase	2/5/26	1004	30.16								
242				1/27/26		36.29												
243				1/27/26		39.81												
244				1/27/26		41.62												
245				1/27/26		22.49												
246				1/27/26		25.31												
247				1/27/26		21.18												
248				1/27/26		22.13												
249				1/28/26		4,631												
	Y26	34.42745299	-118.64864	1/28/26	1113	4,631	Cover Compaction	2/5/26	1001	390					Cover Compaction	2/26/26	0700	56.1
250				1/27/26		15.90												
251				1/27/26		16.34												
252				1/27/26		14.29												
253				1/27/26		13.85												

TABLE 1

Chiquita Canyon Landfill Rule 1150.1 1st Quarter Monitoring Report

February 2026 Chiquita Canyon Landfill Instantaneuous Surface Monitoring Full Site Sweep (2-2-26/2-3-26/2-4-26)

Grid	Flag	Latitiude	Longitude	Initial Date	Time	Initial Exceedance >500, 200-499 (PPM)	10-Day Corrective Action	First Remonitoring Date (10-days)	Time	PPM	2nd 10-Day Corrective Action	Second Remonitoring Date (10-days)	Time	PPM	30-DayCorrective Action	30 Day Remonitoring Date	Time	PPM
Instantaneuous (Monthly)																		
1				2/4/26		15.77												
2				2/4/26		16.96												
3				2/4/26		10.60												
4				2/4/26		12.37												
5				2/4/26		Active Construction												
6				2/4/26		Active Construction												
7				2/4/26		Active Construction												
8				2/4/26		Active Construction												
9				2/4/26		Active Construction												
10				2/4/26		11.6												
11				2/4/26		13.61												
12				2/4/26		Active Construction												
13				2/4/26		Active Construction												
14				2/4/26		11.89												
15				2/4/26		12.78												
16				2/4/26		8.72												
17				2/4/26		5.16												
18				2/4/26		4.11												
19				2/4/26		5.12												
20				2/4/26		12.81												
21				2/3/25		8.08												
22				2/3/25		7.66												
23				2/3/25		7.81												
24				2/3/25		7.19												
25				2/3/25		7.61												
26				2/3/25		7.43												
27				2/3/25		6.98												
28A				2/3/25		5.32												
29				2/3/25		8.48												
30				2/3/25		911												
	Y82	34.433638	-118.645154	2/3/25	0942	911	Cover Compaction	2/12/26	0855	387					Cover Compaction	2/27/26	0903	19.9
31				2/3/25		168												
32				2/3/25		10.01												
33				2/3/25		1,200												
	Y81	34.43396003	-118.644826	2/3/25	0938	1,200	Flow Increase	2/12/26	0854	20.48					Flow Increase	2/27/26	0901	13.2
34				2/3/25		800												
	Y83	34.43342099	-118.644509	2/3/25	0946	800	Cover Compaction; Flow Increase	2/12/26	0857	54.83					Cover Compaction; Flow Increase	2/27/26	0904	11.7
35				2/3/25		1,400												
	Y84	34.43273703	-118.644371	2/3/25	0952	1,400	Cover Compaction; Flow Increase	2/12/26	0901	32.64					Cover Compaction; Flow Increase	2/27/26	0911	22.4
36				2/3/25		7.37												
37				2/3/25		12.3												
38				2/3/25		13.5												
39				2/3/25		27.5												
40				2/3/25		11.10												
41				2/3/25		10.3												
42				2/3/25		2,000												
	Y85	34.43388099	-118.642301	2/3/25	1019	2,000	Flow Increase	2/12/26	0907	321					Flow Increase	2/27/26	0918	16.6
43				2/3/25		850												
	Y86	34.43309996	-118.642251	2/3/25	1036	850	Cover Compaction; Flow Increase	2/12/26	0910	21.61					Cover Compaction; Flow Increase	2/27/26	0920	30.1
44				2/3/25		5.67												
45				2/3/25		3.90												
46				2/3/25		12.5												
47				2/3/25		11.3												
48				2/3/25		2.48												
49				2/3/25		1,200												
	Y90	34.43220603	-118.643818	2/3/25	1053	1,200	Cover Compaction; Flow Increase	2/12/26	0916	111					Cover Compaction; Flow Increase	2/27/26	0940	210
50				2/3/25		690												
	Y89	34.43250803	-118.642847	2/3/25	1046	690	Flow Increase	2/12/26	0913	221					Flow Increase	2/27/26	0923	52.1
51				2/3/25		1,000												
	Y87	34.43279503	-118.642199	2/3/25	1042	1,000	Flow Increase	2/12/26	0911	210					Flow Increase	2/27/26	0921	14.6
52				2/3/25		13.4												

TABLE 1

53				2/2/26		8.3													
54				2/2/26		12.3													
55				2/2/26		660													
	Y43	34.43601603	-118.644228	2/2/26	1047	660	Cover Compaction; Flow Increase	2/12/26	1040	8.11					Cover Compaction; Flow Increase	2/26/26	0728	7.7
56				2/3/25		10,900													
	Y41	34.43658901	-118.642968	2/3/25	0945	10,900	Cover Compaction; Flow Increase	2/12/26	0846	47.50					Cover Compaction; Flow Increase	2/27/26	0858	137
57				2/3/25		7.75													
58				2/3/25		6.05													
59				2/3/25		12.47													
60				2/3/25		13.06													
61				2/3/25		12.02													
62				2/3/25		5.32													
63				2/3/25		14.14													
64				2/3/25		5.92													
65				2/3/25		5.67													
66				2/2/26		72.57													
67				2/2/26		89.72													
68				2/2/26		5.8													
69				2/3/25		7.40													
70				2/3/25		4.38													
71				2/2/26		285													
	B21	34.43742301	-118.642725	2/2/26	1116	285	Flow Increase	2/12/26	1032	57.17									
72				2/2/26		37.16													
73				2/2/26		31.29													
74				2/2/26		29.62													
75				2/2/26		34.23													
76				2/2/26		36.17													
77				2/2/26		29.52													
78				2/2/26		31.29													
79				2/2/26		625													
	Y22	34.43729997	-118.645856	2/2/26	1027	625	Flow Increase	2/12/26	1024	8.71					Flow Increase	2/26/26	0730	21.6
	Y23	34.43727298	-118.645761	2/2/26	1030	900	Flow Increase	2/12/26	1026	7.88					Flow Increase	2/26/26	0730	13.9
80				2/2/26		59.61													
81				2/2/26		8.30													
82				2/2/26		302													
	B62	34.43471801	-118.645552	2/2/26	1023	302	Flow Increase	2/12/26	0949	8.52									
83				2/2/26		19.49													
84				2/2/26		3,571													
	Y81	34.43315696	-118.645441	2/2/26	1014	3,571	Cover Compaction; Flow Increase	2/12/26	0941	7.82					Cover Compaction; Flow Increase	2/26/26	0714	11.7
85				2/2/26		4,790													
	Y82	34.43297817	-118.6454456	2/2/26	1047	4,790	Flow Increase	2/12/26	0936	12.61					Flow Increase	2/26/26	0715	9.8
86				2/2/26		166													
87				2/3/25		17.1													
88				2/2/26		191													
89				2/2/26		14.1													
90				2/2/26		7.95													
91				2/3/25		1,336													
	Y124	34.43150204	-118.644161	2/3/25	1052	1,153	Cover Compaction	2/12/26	0924	219					Cover Compaction	2/27/26	0931	31.0
	Y125	34.43190303	-118.644136	2/3/25	1103	1,336	Cover Compaction; Flow Increase	2/12/26	0922	165					Cover Compaction; Flow Increase	2/27/26	0935	61.7
	B122	34.43152199	-118.644369	2/3/25	1055	376	Flow Increase	2/12/26	0926	125									
92				2/3/25		5,160													
	Y126	34.43204703	-118.643796	2/3/25	1105	517	Sealed Pipe	2/12/26	0920	105					Sealed Pipe	2/27/26	0937	56.2
	Y127	34.43153104	-118.6437	2/3/25	1109	523	Cover Compaction	2/12/26	0938	135					Cover Compaction	2/27/26	0926	63.3
	Y128	34.43170899	-118.643981	2/3/25	1113	5,160	Cover Compaction	2/12/26	0923	202					Cover Compaction	2/27/26	0932	305
93				2/3/25		10,000													
	Y121	34.431223	-118.643766	2/3/25	1041	1,147	Cover Compaction; Flow Increase	2/12/26	0935	163					Cover Compaction; Flow Increase	2/27/26	0927	80.1
	Y122	34.43120004	-118.644241	2/3/25	1045	9,471	Added Dirt; Cover Compaction	2/12/26	0928	185					Added Dirt; Cover Compaction	2/27/26	0929	76.4
	Y123	34.43110297	-118.644454	2/3/25	1048	10,000	Added Dirt; Cover Compaction	2/12/26	0929	142					Added Dirt; Cover Compaction	2/27/26	0929	44.8
	B121	34.43095302	-118.644067	2/3/25	1038	334	Flow Increase	2/12/26	0933	57.29									
94				2/4/26		14.69													
95				2/4/26		17.85													
96				2/3/25		35.66													
97				2/4/26		14.80													
98				2/4/26		20.66													
99				2/3/25		22.40													
100				2/3/25		23.94													
101				2/4/26		17.50													

TABLE 1

102				2/3/25		20.70												
103				2/4/26		13.35												
104				2/4/26		17.82												
105				2/3/25		8.33												
106				2/3/25		8.22												
107				2/3/25		8.56												
108				2/4/26		14.69												
109				2/4/26		13.29												
110				2/4/26		35.29												
111				2/4/26		14.14												
112				2/4/26		13.6												
113				2/4/26		14.2												
114				2/4/26		9.9												
115				2/4/26		10.7												
116				2/4/26		19.32												
117				2/4/26		15.79												
118				2/4/26		15.51												
119				2/4/26		13.21												
120				2/4/26		10.3												
121				2/4/26		8.5												
122				2/4/26		9.3												
123				2/4/26		29.16												
124				2/4/26		5.4												
125				2/4/26		6.2												
126				2/4/26		5.3												
127				2/4/26		8.4												
128				2/4/26		13.2												
129				2/4/26		13.3												
130				2/4/26		8.5												
131				2/4/26		6.7												
132				2/4/26		5.8												
133				2/4/26		14.9												
134				2/4/26		14.1												
135				2/4/26		12.4												
136				2/4/26		15.2												
137				2/4/26		4.8												
138				2/4/26		5.3												
139				2/4/26		7.3												
140				2/4/26		6.5												
141				2/4/26		5.4												
142				2/4/26		4.7												
143				2/4/26		10.4												
144				2/4/26		9.7												
145				2/2/26		45.13												
146				2/4/26		Restricted Area												
147				2/4/26		Restricted Area												
148				2/2/26		15.3												
149				2/2/26		10.40												
150				2/2/26		52.31												
151				2/4/26		Restricted Area												
152				2/4/26		Restricted Area												
153				2/2/26		8.1												
154				2/2/26		11.21												
155				2/2/26		8.52												
156				2/2/26		47.81												
157				2/2/26		8.2												
158				2/2/26		10.5												
159				2/2/26		8.53												
160				2/2/26		8.80												
161				2/2/26		26.2												
162				2/2/26		3,396												
	Y83	34.43214099	-118.646742	2/2/26	1038	3,396	Flow Increase	2/12/26	0917	13.15					Flow Increase	2/26/26	0710	13.3
163				2/2/26		2,987												
	Y84	34.43268003	-118.64755	2/2/26	1056	2,987	Cover Compaction	2/12/26	0912	17.05					Cover Compaction	2/26/26	0712	7.9
164				2/2/26		6.54												
165				2/2/26		7.22												
166				2/2/26		9.80												

TABLE 1

167				2/2/26		8.31												
168				2/2/26		5.96												
169				2/2/26		800												
	Y42	34.433624	-118.650314	2/2/26	0954	800	Cover Compaction; Flow Increase	2/12/26	0822	6.62					Cover Compaction; Flow Increase	2/26/26	0719	13.8
170				2/2/26		13.1												
171				2/2/26		7.1												
172				2/2/26		900												
	Y41	34.43470996	-118.649061	2/2/26	0922	900	Cover Compaction	2/12/26	0810	5.51					Cover Compaction	2/26/26	0722	11.2
173				2/2/26		12.6												
174				2/2/26		9.5												
175				2/2/26		29.16												
	B2	34.435739	-118.649498	2/3/25	1048	200	Flow Increase	2/12/26	0823	4.56								
176				2/2/26		700												
	Y21	34.43463997	-118.650322	2/2/26	0927	700	Cover Compaction	2/12/26	0824	480					Cover Compaction	2/26/26	0724	16.2
177				2/2/26		69.41												
178				2/3/25		4,125												
	Y11	34.435882	-118.648903	2/3/25	1059	4,128	Boot Repaired	2/12/26	0827	4.80					Boot Repaired	2/27/26	0826	2.9
	Y12	34.43611602	-118.648721	2/3/25	1100	1,359	New liner being installed	2/12/26	0828	4.42					New liner being installed	2/27/26	0825	3.6
179				2/3/25		1,245												
	Y8	34.43577102	-118.649754	2/3/25	1046	1,245	Cover Compaction	2/12/26	0820	4.34					Cover Compaction	2/27/26	0829	2.8
	Y9	34.43567203	-118.649255	2/3/25	1050	543	Inspected; 2/12/26 reconnected well	2/12/26	0825	5.31					Inspected; 2/12/26 reconnected well	2/27/26	0827	5.1
	Y10	34.43567103	-118.649264	2/3/25	1051	4,123	Flow Increase	2/12/26	0824	5.21					Flow Increase	2/27/26	0828	3.9
180				2/3/25		3,242												
	Y2	34.43529996	-118.650499	2/3/25	0946	3,242	Repaired Liner	2/12/26	0805	155					Repaired Liner	2/27/26	0834	479
181				2/3/25		500												
	Y1	34.435163	-118.651144	2/3/25	0932	500	Cover Compaction	2/12/26	0813	5.36					Cover Compaction	2/27/26	0835	9.5
182				2/3/25		223												
	B1	34.43549601	-118.651324	2/3/25	0924	223	Flow Increase	2/12/26	0814	24.52								
183				2/3/25		5,213												
	Y3	34.43589499	-118.650252	2/3/25	0958	5,213	Cover Compaction	2/12/26	0819	4.36					Cover Compaction	2/27/26	0831	2.3
	Y4	34.435911	-118.650276	2/3/25	1003	542	Inspected; 2/10/26 reconnected well	2/12/26	0819	4.41					Inspected; 2/10/26 reconnected well	2/27/26	0831	2.4
	Y5	34.43598602	-118.650908	2/3/25	1010	541	Cover Compaction	2/12/26	0817	4.35					Cover Compaction	2/27/26	0837	2.7
184				2/3/25		5,421												
	Y6	34.43630797	-118.649888	2/3/25	1033	546	Cover Compaction; Boot Repaired	2/12/26	0833	6.26					Cover Compaction; Boot Repaired	2/27/26	0841	2.5
	Y7	34.43622398	-118.649616	2/3/25	1038	5,421	Flow Increase	2/12/26	0830	4.28					Flow Increase	2/27/26	0843	3.0
185				2/3/25		1,723												
	Y13	34.43650201	-118.648823	2/3/25	1105	1,723	Cover Compaction; 2/10/26 Reconnected Well	2/12/26	0837	4.58					Cover Compaction; 2/10/26 Reconnected Well	2/27/26	0848	6.8
	Y14	34.43657996	-118.649235	2/3/25	1109	523	New liner being installed	2/12/26	0835	4.50					New liner being installed	2/27/26	0845	2.7
	Y15	34.43674198	-118.648952	2/3/25	1114	529	New liner being installed	2/12/26	0836	4.80					New liner being installed	2/27/26	0846	7.3
186				2/3/25		39.71												
187				2/3/25		17.64												
188				2/3/25		19.64												
189				2/3/25		15.81												
190				2/3/25		21.36												
191				2/3/25		34.60												
192				2/3/25		44.60												
193				2/3/25		31.10												
194				2/3/25		19.16												
195				2/3/25		16.13												
196				2/4/26		589												
	Y85	34.43195399	-118.648072	2/2/26	1120	589	Cover Compaction	2/12/26	0913	8.21					Cover Compaction	2/26/26	0707	19.1
197				2/4/26		43.4												
198				2/4/26		4,990												
	Y86	34.43172198	-118.648091	2/2/26	118	4,990	Cover Compaction	2/12/26	0856	18.73					Cover Compaction	2/26/26	0708	22.3
199				2/4/26		17.8												
200				2/3/25		31.10												
201				2/3/25		18.75												
202				2/4/26		14.7												
203				2/4/26		10.4												
204				2/4/26		7.11												
205				2/4/26		8.8												
206				2/4/26		11.3												
207				2/4/26		200												
	B72	34.432444	-118.651069	2/2/26	1154	200	Cover Compaction; Flow Increase	2/12/26	0840	6.52								
208				2/4/26		7.39												
209				2/4/26		6.80												
210				2/4/26		25.7												

TABLE 1

211				2/4/26		43.3													
212				2/4/26		19.2													
213				2/4/26		18.2													
214				2/4/26		29.8													
215				2/4/26		1,237													
	Y87	34.43112703	-118.650563	2/4/26	1159	1,237	Cover Compaction; Removed Riser	2/12/26	0853	23.51					Cover Compaction; Removed Riser	2/26/26	0703	147
216				2/3/25		34.66													
217				2/3/25		30.60													
218				2/3/25		22.30													
219				2/3/25		19.52													
220				2/3/25		400													
	B29	34.43055899	-118.650244	2/3/25	0926	400	Flow Increase	2/12/26	1108	9.04									
221				2/3/25		19.39													
222				2/3/25		32.59													
223				2/3/25		31.60													
224				2/3/25		14.26													
225				2/3/25		23.22													
226				2/3/25		16.73													
227				2/3/25		300													
	B30	34.42943799	-118.651061	2/3/25	1024	300	Flow Increase	2/12/26	1104	154									
228				2/3/25		1,371													
	Y61	34.42906098	-118.649846	2/3/25	0938	1,371	Flow Increase	2/12/26	0848	432					Flow Increase	2/27/26	0802	193
229				2/3/25		46.4													
230				2/3/25		29.1													
231				2/3/25		21.9													
232				2/3/25		24.2													
233				2/3/25		28.7													
234				2/3/25		29.9													
235				2/3/25		22.8													
236				2/4/26		18.36													
237				2/3/25		20.1													
238				2/3/25		106													
239				2/3/25		43.8													
240				2/3/25		22.6													
241				2/3/25		24.7													
242				2/3/25		22.8													
243				2/3/25		23.1													
244				2/3/25		31.5													
245				2/4/26		19.60													
246				2/4/26		18.62													
247				2/4/26		13.45													
248				2/4/26		15.49													
249				2/4/26		14.59													
250				2/4/26		13.40													
251				2/4/26		16.70													
252				2/3/25		20.5													
253				2/3/25		19.8													

TABLE 1

Chiquita Canyon Landfill Rule 1150.1 1st Quarter Monitoring Report

February 2026 Chiquita Canyon Landfill Instantaneous Surface Monitoring Reaction Area Sweep (2-10-26/2-13-26)

Grid	Flag	Latitiude	Longitude	Initial Date	Time	Initial Exceedance >500, 200-499 (PPM)	10-Day Corrective Action	First Remonitoring Date (10-days)	Time	PPM	2nd 10-Day Corrective Action	Second Remonitoring Date (10-days)	Time	PPM	30-DayCorrective Action	30 Day Remonitoring Date	Time	PPM
Instantaneous (Monthly)																		
53				2/10/26		32.70												
66				2/10/26		42.60												
76				2/10/26		41.10												
77				2/10/26		38.60												
78				2/10/26		4,856												
	Y28	34.43728597	-118.646037	2/10/26	1035	4,856	Flow Increase; 2/23/26 Cover Compaction	2/20/26	0706	8.42					Flow Increase; 2/23/26 Cover Compaction	3/4/26	0958	14.7
79				2/10/26		10,000												
	Y121	34.43767103	-118.644311	2/10/26	1129	10,000	Flow Increase; 2/23/26 Cover Compaction	2/20/26	0700	58.60					Flow Increase; 2/23/26 Cover Compaction	3/4/26	1001	221
80				2/10/26		10,000												
	Y122	34.43766844	-118.6441578	2/10/26	1025	10,000	Flow Increase; 2/23/26 Cover Compaction	2/20/26	0701	60.13					Flow Increase; 2/23/26 Cover Compaction	3/4/26	1002	117
81				2/10/26		47.6												
82				2/10/26		2,584									Flow Increase; 2/23/26 Cover Compaction	3/4/26	0900	6.7
	Y61	34.43437904	-118.645271	2/10/26	0940	561	Flow Increase; 2/23/26 Cover Compaction	2/20/26	0904	4.42					Flow Increase	3/4/26	0859	5.6
	Y62	34.43434501	-118.645568	2/10/26	0946	2,584	Flow Increase	2/20/26	0902	4.54								
83				2/10/26		1,202												
	Y63	34.43425097	-118.645638	2/10/26	0952	1,202	Flow Increase	2/20/26	0900	4.28					Flow Increase	3/4/26	0858	277
	Y69	34.43406497	-118.64567	2/10/26	1048	1,124	Flow Increase; 2/23/26 Cover Compaction	2/20/26	0855	9.23					Flow Increase; 2/23/26 Cover Compaction	3/4/26	0857	14.2
88				2/10/26		987												
	Y76	34.43242002	-118.646215	2/10/26	1148	987	Flow Increase	2/20/26	0846	3.77					Flow Increase	3/4/26	0845	22.3
89				2/10/26		1,053												
	Y75	34.43265203	-118.646286	2/10/26	1143	1,053	Flow Increase; 2/23/26 Cover Compaction	2/20/26	0844	3.35					Flow Increase; 2/23/26 Cover Compaction	3/4/26	0846	15.6
90				2/10/26		1,071												
	Y70	34.43317397	-118.646653	2/10/26	1055	1,071	Flow Increase; 2/23/26 Cover Compaction	2/20/26	0832	6.86					Flow Increase; 2/23/26 Cover Compaction	3/4/26	0906	9.4
96				2/13/26		8.9												
99				2/13/26		29.37												
145				2/10/26		27.10												
146				2/13/26		Restricted Area												
147				2/13/26		Restricted Area												
148				2/10/26		757												
	Y27	34.43506996	-118.646676	2/10/26	0952	757	Flow Increase	2/20/26	0815	3.61					Flow Increase	3/4/26	0917	7.1
149				2/10/26		4,391												
	Y64	34.43426798	-118.646086	2/10/26	0957	4,391	Flow Increase	2/20/26	0910	3.67					Flow Increase	3/4/26	0902	6.0
150				2/10/26		32.40												
151				2/13/26		Restricted Area												
152				2/13/26		Restricted Area												
153				2/10/26		4,213												
	Y25	34.43489696	-118.647253	2/10/26	0939	4,213	Flow Increase	2/20/26	0810	3.65					Flow Increase	3/4/26	0917	4.9
	Y26	34.43479998	-118.646965	2/10/26	0948	527	Flow Increase	2/20/26	0812	4.73					Flow Increase	3/4/26	0916	4.8
154				2/10/26		3,499												
	Y65	34.43435004	-118.647097	2/10/26	1013	3,499	Flow Increase; Boot Repaired	2/20/26	0818	3.59					Flow Increase; Boot Repaired	3/4/26	0914	5.6
	Y66	34.43403396	-118.647227	2/10/26	1019	4,563	Flow Increase	2/20/26	0820	3.50					Flow Increase	3/4/26	0913	5.8
155				2/10/26		3,889												
	Y68	34.43380496	-118.646269	2/10/26	1039	3,889	Flow Increase; 2/23/26 Cover Compaction	2/20/26	0852	7.60					Flow Increase; 2/23/26 Cover Compaction	3/4/26	0855	137
156				2/10/26		527												
	Y23	34.43527901	-118.648697	2/10/26	0917	527	Flow Increase	2/20/26	0725	22.54					Flow Increase	3/4/26	0950	463
	B21	34.43565502	-118.648384	2/10/26	0924	200	Flow Increase	2/20/26	0721	9.12								
157				2/10/26		43.16												
158				2/10/26		723												
	Y24	34.43464802	-118.647708	2/10/26	0934	723	Flow Increase; Boot Repaired	2/20/26	0807	4.88					Flow Increase; Boot Repaired	3/4/26	0919	4.9
159				2/10/26		4,563												
	Y67	34.43381703	-118.647636	2/10/26	1029	4,563	Flow Increase	2/20/26	0823	3.72					Flow Increase	3/4/26	0911	5.0
160				2/10/26		7,279												
	Y71	34.433279	-118.646936	2/10/26	1100	3,637	Flow Increase; 2/23/26 Cover Compaction	2/20/26	0830	3.75					Flow Increase; 2/23/26 Cover Compaction	3/4/26	0907	12.0
	Y72	34.43334999	-118.647173	2/10/26	1106	7,279	Flow Increase	2/20/26	0828	3.78					Flow Increase	3/4/26	0908	7.2
	Y73	34.43331303	-118.647325	2/10/26	1110	4,982	Flow Increase; 2/23/26 Cover Compaction	2/20/26	0826	3.64					Flow Increase; 2/23/26 Cover Compaction	3/4/26	0909	10.8
161				2/10/26		189												
162				2/10/26		99.2												
163				2/10/26		635												
	Y74	34.43276804	-118.647887	2/10/26	1128	635	Flow Increase	2/20/26	0838	4.21					Flow Increase	3/4/26	0843	16.1
164				2/10/26		142												
165				2/10/26		187												

TABLE 1

166				2/10/26		9.08												
167				2/10/26		9.15												
168				2/10/26		6.96												
169				2/10/26		9.61												
170				2/10/26		462												
	B41	34.434185	-118.64891	2/10/26	0920	462	Flow Increase	2/20/26	0753	4.91								
171				2/10/26		937												
	Y41	34.43433696	-118.648624	2/10/26	0910	937	Flow Increase	2/20/26	0756	5.33					Flow Increase	3/4/26	0925	16.2
172				2/10/26		2,145												
	Y21	34.43456001	-118.648761	2/10/26	0908	2,148	Flow Increase	2/20/26	0758	3.61					Flow Increase	3/4/26	0926	19.1
	Y22	34.43474701	-118.649062	2/10/26	0910	1,192	Flow Increase	2/20/26	0802	5.07					Flow Increase	3/4/26	0931	12.8
173				2/10/26		767												
	Y42	34.43439497	-118.649389	2/10/26	0926	767	Flow Increase	2/20/26	0750	90.10					Flow Increase	3/4/26	0929	21.5
174				2/10/26		7.25												
175				2/10/26		988												
	Y43	34.43487198	-118.650502	2/10/26	0958	988	Flow Increase	2/20/26	0745	42.11					Flow Increase	3/4/26	0938	6.3
176				2/10/26		6.23												
177				2/10/26		21.30												
178				2/10/26		801												
	Y8	34.43567497	-118.64839	2/10/26	1143	801	Flow Increase	2/20/26	0720	10.28					Flow Increase	3/4/26	0949	482
	Y9	34.43615098	-118.648721	2/10/26	1149	789	Flow Increase; Boot Repaired	2/20/26	0715	4.03					Flow Increase; Boot Repaired	3/4/26	0947	5.0
	Y29	34.43732897	-118.645853	2/10/26	1041	821	Flow Increase	2/20/26	0705	165					Flow Increase	3/4/26	0957	33.2
179				2/10/26		633												
	Y6	34.43542703	-118.649686	2/10/26	1132	633	Flow Increase; 2/23/26 Cover Compaction	2/20/26	0730	31.25					Flow Increase; 2/23/26 Cover Compaction	3/4/26	0944	63.7
	Y7	34.43539702	-118.649461	2/10/26	1134	607	Flow Increase	2/20/26	0729	17.64					Flow Increase	3/4/26	0945	104
180				2/10/26		1,506												
	Y4	34.43535201	-118.650512	2/10/26	1124	1,043	Flow Increase; 2/23/26 Boot Repaired	2/20/26	0734	15.22					Flow Increase; 2/23/26 Boot Repaired	3/4/26	0939	470
	Y5	34.43531698	-118.650305	2/10/26	1126	1,056	Flow Increase; 2/23/26 Taped Pipe	2/20/26	0732	3.86					Flow Increase; 2/23/26 Taped Pipe	3/4/26	0941	8.3
	B3	34.43549601	-118.650784	2/10/26	1120	243	Flow Increase	2/20/26	0737	4.08								
181				2/10/26		5,685												
	Y2	34.43494197	-118.650938	2/10/26	1113	5,685	Flow Increase	2/20/26	0742	4.34					Flow Increase	3/4/26	0938	6.3
	B1	34.43498799	-118.650972	2/10/26	1111	205	Flow Increase	2/20/26	0740	5.66								
182				2/10/26		52.3												
183				2/10/26		43.6												
184				2/10/26		29.60												
185				2/10/26		32.90												
186				2/10/26		15.2												
187				2/10/26		30.3												
188				2/10/26		50.4												
189				2/10/26		26.5												
190				2/10/26		21.06												
191				2/10/26		25.03												
192				2/10/26		13.4												
193				2/10/26		55.6												
194				2/13/26		19.5												
195				2/13/26		4.03												
196				2/13/26		5,213												
	Y22	34.43182399	-118.647884	2/13/26	0857	5,231	Flow Increase	2/20/26	0729	19.7					Flow Increase	3/11/24	0759	11.4
	Y23	34.431768	-118.648039	2/13/26	0900	4,213	Flow Increase	2/20/26	0730	23.9					Flow Increase	3/11/24	0800	26.3
197				2/13/26		10.99												
198				2/13/26		32.60												
199				2/13/26		4.80												
200				2/10/26		8.75												
201				2/10/26		9.92												
202				2/10/26		6.32												
203				2/10/26		7.66												
204				2/13/26		16.04												
205				2/10/26		6.36												
206				2/10/26		6.37												
207				2/13/26		5.96												
208				2/13/26		16.93												
209				2/13/26		25.60												
210				2/13/26		29.75												
211				2/13/26		45.11												
212				2/13/26		920												
	Y21	34.431985	-118.649017	2/13/26	0841	920	Flow Increase; 2/23/26 Cover Compaction	2/20/26	0714	72.3					Flow Increase; 2/23/26 Cover Compaction	3/11/24	0757	30.2
213				2/13/26		35.8												

TABLE 1

214				2/13/26		1,590													
	Y41	34.43108001	-118.65022	2/13/26	0908	1,590	Flow Increase; 2/23/26 Cover Compaction	2/20/26	0710	210					Flow Increase; 2/23/26 Cover Compaction	3/11/24	0750	166
215				2/13/26		5,762													
	Y42	34.43110901	-118.650573	2/13/26	0914	5,762	Flow Increase	2/20/26	0711	179					Flow Increase	3/11/24	0749	213
216				2/13/26		25.16													
217				2/13/26		825													
	Y81	34.43076401	-118.648525	2/13/26	0857	825	Flow Increase; 2/23/26 Cover Compaction	2/20/26	0723	24.7					Flow Increase; 2/23/26 Cover Compaction	3/11/24	0734	16.6

TABLE 1

Chiquita Canyon Landfill Rule 1150.1 1st Quarter Monitoring Report

February 2026 Chiquita Canyon Landfill Instantaneuous Surface Monitoring Full Site Sweep (2-20-26/2-21-26)

Grid	Flag	Latitiude	Longitude	Initial Date	Time	Initial Exceedance >500, 200-499 (PPM)	10-Day Corrective Action	First Remonitoring Date (10-days)	Time	PPM	2nd 10-Day Corrective Action	Second Remonitoring Date (10-days)	Time	PPM	30-DayCorrective Action	30 Day Remonitoring Date	Time	PPM
Instantaneuous (Monthly)																		
1				2/21/26		16.21												
2				2/21/26		10.25												
3				2/21/26		14.51												
4				2/21/26		14.37												
5				2/21/26		Active Construction												
6				2/21/26		Active Construction												
7				2/21/26		Active Construction												
8				2/21/26		Active Construction												
9				2/21/26		Active Construction												
10				2/21/26		2.20												
11				2/21/26		12.91												
12				2/21/26		Active Construction												
13				2/21/26		Active Construction												
14				2/21/26		13.87												
15				2/21/26		13.70												
16				2/21/26		14.61												
17				2/21/26		9.31												
18				2/21/26		9.59												
19				2/21/26		12.16												
20				2/21/26		13.66												
21				2/21/26		2.29												
22				2/21/26		2.61												
23				2/21/26		2.54												
24				2/21/26		3.09												
25				2/21/26		3.77												
26				2/21/26		3.36												
27				2/21/26		4.12												
28A				2/21/26		4.48												
29				2/21/26		3.70												
30				2/20/26		16.27												
31				2/20/26		5.63												
32				2/20/26		750												
	Y61	34.43471197	-118.64467	2/20/26	0910	750	Flow Increase	2/27/26	0901	31.4					Flow Increase	3/20/26	1119	12.2
33				2/20/26		13.14												
34				2/20/26		18.43												
35				2/20/26		3.18												
36				2/20/26		800												
	Y62	34.43447904	-118.643831	2/20/26	1022	800	Flow Increase	2/27/26	0900	125					Flow Increase	3/20/26	1120	71.2
37				2/20/26		3.74												
38				2/20/26		1,326												
	Y103	34.43330599	-118.643843	2/20/26	0928	1,326	Cover Compaction; Flow Increase	2/27/26	0913	47.7					Cover Compaction; Flow Increase	3/20/26	1123	54.6
39				2/20/26		8.90												
40				2/20/26		3.91												
41				2/20/26		4.83												
42				2/20/26		204												
	B105	34.43371796	-118.642345	2/20/26	942	204	Flow Increase	2/27/26	0913	109								
43				2/20/26		10.29												
44				2/20/26		4.37												
45				2/20/26		5.65												
46				2/20/26		13.29												
47				2/20/26		20.69												
48				2/20/26		21.22												
49				2/20/26		6.39												
50				2/20/26		19.52												
51				2/20/26		12.89												
52				2/20/26		6.97												
53				2/20/26		12.11												
54				2/20/26		18.62												
55				2/20/26		11.73												
56				2/20/26		10.24												
57				2/20/26		13.39												

TABLE 1

58				2/20/26		16.10													
59				2/20/26		8.99													
60				2/20/26		5.28													
61				2/20/26		4.90													
62				2/20/26		4.77													
63				2/20/26		6.26													
64				2/20/26		6.34													
65				2/20/26		10.47													
66				2/20/26		6.73													
67				2/20/26		4.16													
68				2/20/26		3.03													
69				2/20/26		5.94													
70				2/20/26		6.63													
71				2/20/26		8.30													
72				2/20/26		8.38													
73				2/20/26		12.57													
74				2/20/26		8.11													
75				2/20/26		10.67													
76				2/20/26		6.53													
77				2/20/26		526													
	Y1	34.43737096	-118.646788	2/20/26	1049	526	Flow Increase	2/27/26	0854	17.4					Flow Increase	3/20/26	1131	414
78				2/20/26		946													
	Y2	34.43731698	-118.645804	2/20/26	1100	946	Cover Compaction; Flow Increase	2/27/26	0853	21.8					Cover Compaction; Flow Increase	3/20/26	1129	152
79				2/20/26		13.26													
80				2/20/26		11.24													
81				2/20/26		9.43													
82				2/20/26		4.72													
83				2/20/26		4.96													
84				2/20/26		887													
	Y101	34.43350498	-118.645973	2/20/26	0907	887	Flow Increase	2/27/26	0907	42.4					Flow Increase	3/20/26	1115	67.4
	B102	34.43315696	-118.645612	2/20/26	0933	304	Flow Increase	2/27/26	0905	13.6								
85				2/20/26		109													
86				2/20/26		32.06													
87				2/20/26		18.28													
88				2/21/26		33.13													
89				2/20/26		41.73													
90				2/20/26		3,659													
	Y81	34.43332904	-118.646141	2/20/26	1028	3,659	Flow Increase	2/27/26	0908	319					Flow Increase	3/20/26	1116	8.6
91				2/20/26		17.78													
92				2/20/26		19.38													
93				2/20/26		15.87													
94				2/20/26		20.96													
95				2/20/26		19.37													
96				2/20/26		19.40													
97				2/20/26		17.30													
98				2/20/26		17.90													
99				2/20/26		18.66													
100				2/20/26		19.88													
101				2/20/26		18.70													
102				2/20/26		18.75													
103				2/20/26		17.47													
104				2/21/26		4.81													
105				2/21/26		3.44													
106				2/21/26		4.21													
107				2/21/26		3.59													
108				2/21/26		14.32													
109				2/21/26		14.21													
110				2/21/26		14.34													
111				2/21/26		14.61													
112				2/21/26		2.50													
113				2/21/26		2.31													
114				2/21/26		2.77													
115				2/21/26		2.11													
116				2/21/26		5.60													
117				2/21/26		3.18													
118				2/21/26		3.67													
119				2/21/26		3.11													

TABLE 1

120				2/21/26		2.97												
121				2/21/26		3.09												
122				2/21/26		2.91												
123				2/21/26		5.72												
124				2/21/26		5.8												
125				2/21/26		4.66												
126				2/21/26		4.53												
127				2/21/26		5.30												
128				2/21/26		5.12												
129				2/21/26		4.48												
130				2/21/26		4.71												
131				2/21/26		4.80												
132				2/21/26		5.33												
133				2/21/26		5.41												
134				2/21/26		3.27												
135				2/21/26		4.73												
136				2/21/26		3.92												
137				2/21/26		3.91												
138				2/21/26		4.23												
139				2/21/26		5.26												
140				2/21/26		3.89												
141				2/21/26		5.26												
142				2/21/26		9.68												
143				2/21/26		2.66												
144				2/21/26		5.90												
145				2/20/26		13.21												
146				2/21/26		Active Construction												
147				2/21/26		Active Construction												
148				2/20/26		3.18												
149				2/20/26		32.93												
150				2/20/26		9.16												
151				2/21/26		Active Construction												
152				2/21/26		Active Construction												
153				2/20/26		3.29												
154				2/20/26		12.11												
155				2/20/26		10.62												
156				2/20/26		4.29												
157				2/20/26		3.29												
158				2/20/26		3.61												
159				2/20/26		14.48												
160				2/20/26		171												
161				2/20/26		13.13												
162				2/21/26		32.21												
163				2/20/26		14.87												
164				2/20/26		9.49												
165				2/20/26		8.56												
166				2/20/26		9.75												
167				2/20/26		13.40												
168				2/20/26		27.18												
169				2/20/26		4.11												
170				2/20/26		4.22												
171				2/20/26		4.17												
172				2/20/26		3.31												
173				2/20/26		3.22												
174				2/20/26		4.12												
175				2/20/26		4.12												
176				2/20/26		4.18												
177				2/20/26		5.12												
178				2/20/26		5.16												
179				2/20/26		5.21												
180				2/20/26		5.18												
181				2/20/26		5.22												
182				2/20/26		13.77												
183				2/20/26		7.35												
184				2/20/26		10.16												
185				2/20/26		31.32												
186				2/20/26		19.16												

TABLE 1

187				2/20/26		17.79												
188				2/20/26		8.31												
189				2/20/26		8.75												
190				2/20/26		8.22												
191				2/20/26		8.65												
192				2/20/26		7.11												
193				2/20/26		7.12												
194				2/20/26		20.22												
195				2/21/26		12.72												
196				2/21/26		320												
	B221	34.43154403	-118.647848	2/21/26	0928	320	Flow Increase	2/27/26	08089	14.8								
197				2/21/26		17.39												
198				2/20/26		13.70												
199				2/21/26		52.36												
200				2/20/26		4.40												
201				2/20/26		4.67												
202				2/21/26		15.36												
203				2/21/26		53.49												
204				2/21/26		16.21												
205				2/20/26		4.97												
206				2/20/26		5.57												
207				2/20/26		17.11												
208				2/21/26		10.99												
209				2/20/26		11.71												
210				2/20/26		167												
211				2/21/26		9.45												
212				2/20/26		1,265												
	Y82	34.43200604	-118.64899	2/20/26	1150	1,265	Cover Compaction; Flow Increase	2/27/26	0811	8.5					Cover Compaction; Flow Increase	3/20/26	1109	14.1
213				2/21/26		30.46												
214				2/21/26		53.11												
215				2/20/26		2,361												
	Y161	34.43117003	-118.650367	2/20/26	1015	2,361	Cover Compaction	2/27/26	0757	313					Cover Compaction	3/20/26	1102	412
	Y162	34.431438	-118.65062	2/20/26	1026	1,078	Cover Compaction	2/27/26	0759	240					Cover Compaction	3/20/26	1103	121
216				2/20/26		17.70												
217				2/21/26		19.24												
218				2/21/26		52.31												
	B104	34.43361696	-118.643352	2/20/26	933	218	Flow Increase	2/27/26	0802	24.6								
219				2/21/26		9.01												
220				2/20/26		66.74												
221				2/21/26		9.61												
222				2/21/26		6.87												
223				2/21/26		12.49												
224				2/21/26		20.27												
225				2/21/26		9.90												
226				2/21/26		15.96												
227				2/21/26		20.94												
228				2/21/26		9.36												
229				2/21/26		4.21												
230				2/21/26		8.28												
231				2/21/26		14.52												
232				2/21/26		12.67												
233				2/21/26		8.82												
234				2/21/26		9.93												
235				2/20/26		20.89												
236				2/20/26		18.98												
237				2/21/26		34.70												
238				2/21/26		22.16												
239				2/21/26		14.78												
240				2/21/26		20.31												
241				2/21/26		17.86												
242				2/21/26		6.88												
243				2/21/26		5.50												
244				2/21/26		625												
	Y241	34.428892	-118.651334	2/21/26	1008	625	Added Dirt; Cover Compaction; Flow Increase	2/27/26	0800	112					Added Dirt; Cover Compaction; Flow Increase	3/19/26	0703	88.1
245				2/21/26		17.65												
246				2/21/26		24.38												
247				2/21/26		24.11												

TABLE 1

248				2/21/26		19.76												
249				2/21/26		13.48												
250				2/21/26		18.76												
251				2/21/26		11.11												
252				2/21/26		38.11												
253				2/21/26		16.51												

TABLE 1

Chiquita Canyon Landfill Rule 1150.1 1st Quarter Monitoring Report

March 2026 Chiquita Canyon Landfill Instantaneous Surface Monitoring Full Site Sweep (3-10-26/3-11-26)

Grid	Flag	Latitiude	Longitude	Initial Date	Time	Initial Exceedance >500, 200-499 (PPM)	10-Day Corrective Action	First Remonitoring Date (10-days)	Time	PPM	2nd 10-Day Corrective Action	Second Remonitoring Date (10-days)	Time	PPM	30-DayCorrective Action	30 Day Remonitoring Date	Time	PPM
Instantaneuous (Monthly)																		
1				3/11/26		11.24												
2				3/11/26		8.11												
3				3/11/26		8.19												
4				3/11/26		6.19												
5				3/11/26		Active Construction												
6				3/11/26		Active Construction												
7				3/11/26		Active Construction												
8				3/11/26		Active Construction												
9				3/11/26		Active Construction												
10				3/11/26		Active Construction												
11				3/11/26		13.00												
12				3/11/26		Active Construction												
13				3/11/26		Active Construction												
14				3/11/26		7.19												
15				3/11/26		6.16												
16				3/11/26		7.64												
17				3/11/26		9.24												
18				3/11/26		6.43												
19				3/11/26		8.19												
20				3/11/26		5.22												
21				3/11/26		8.16												
22				3/11/26		3.69												
23				3/11/26		4.91												
24				3/11/26		8.11												
25				3/11/26		9.61												
26				3/11/26		3.49												
27				3/11/26		4.19												
28A				3/11/26		7.14												
29				3/11/26		5.65												
30				3/11/26		11.11												
31				3/11/26		7.64												
32				3/11/26		10.00												
33				3/11/26		6.91												
34				3/11/26		10.34												
35				3/11/26		9.22												
36				3/11/26		11.11												
37				3/11/26		7.68												
38				3/11/26		8.69												
39				3/11/26		15.1												
40				3/11/26		19.12												
41				3/11/26		8.69												
42				3/11/26		8.91												
43				3/11/26		13.6												
44				3/11/26		10.19												
45				3/11/26		18.16												
46				3/11/26		7.49												
47				3/11/26		9.61												
48				3/11/26		9.68												
49				3/11/26		8.16												
50				3/11/26		7.45												
51				3/11/26		9.16												
52				3/11/26		12.1												
53				3/10/26		4.9												
54				3/11/26		8.11												
55				3/11/26		11.44												
56				3/11/26		10.61												
57				3/11/26		9.22												
58				3/11/26		8.63												
59				3/11/26		10.16												
60				3/11/26		12.77												
61				3/11/26		13.68												

TABLE 1

62				3/11/26		15.19												
63				3/11/26		12.22												
64				3/11/26		6.21												
65				3/11/26		9.99												
66				3/10/26		4.3												
67				3/11/26		17.19												
68				3/11/26		9.91												
69				3/11/26		6.21												
70				3/11/26		10.11												
71				3/11/26		9.64												
72				3/11/26		8.11												
73				3/11/26		9.21												
74				3/11/26		10.16												
75				3/11/26		5.16												
76				3/10/26		3.4												
77				3/10/26		4,227												
	Y2	34.43717801	-118.646653	3/10/26	1041	3,646	Boot Repaired	3/19/26	0736	33.9					Boot Repaired	4/9/26	0932	10.1
	Y3	34.43735898	-118.646763	3/10/26	1056	4,227	Cover Compaction	3/19/26	0735	119					Cover Compaction	4/9/26	0933	317
78				3/10/26		4,986												
	Y4	34.43730198	-118.645801	3/10/26	1103	4,986	Flow Increase	3/19/26	0734	262					Flow Increase	4/9/26	0935	90.6
79				3/10/26		98.17												
80				3/10/26		103												
81				3/10/26		4.8												
82				3/10/26		6.9												
83				3/10/26		28.6												
84				3/11/26		16.00												
85				3/11/26		8.19												
86				3/11/26		9.96												
87				3/11/26		11.91												
88				3/10/26		31.71												
89				3/10/26		24.30												
90				3/10/26		20.92												
91				3/11/26		11.41												
92				3/11/26		16.10												
93				3/11/26		8.16												
94				3/11/26		8.50												
95				3/11/26		8.51												
96				3/10/26		674												
	Y83	34.43101899	-118.645885	3/10/26	0907	674	Cover Compaction	3/19/26	0747	229					Cover Compaction	4/9/26	0920	26.2
97				3/11/26		15.16												
98				3/11/26		8.62												
99				3/10/26		12.36												
100				3/11/26		10.64												
101				3/11/26		20.62												
102				3/11/26		9.15												
103				3/11/26		31.17												
104				3/11/26		12.16												
105				3/11/26		19.6												
106				3/11/26		8.19												
107				3/11/26		13.11												
108				3/11/26		9.00												
109				3/11/26		10.19												
110				3/11/26		12.16												
111				3/11/26		11.26												
112				3/11/26		9.6												
113				3/11/26		11.19												
114				3/11/26		8.16												
115				3/11/26		5.23												
116				3/11/26		10.10												
117				3/11/26		6.19												
118				3/11/26		8.91												
119				3/11/26		8.64												
120				3/11/26		Active Construction												
121				3/11/26		6.19												
122				3/11/26		8.16												
123				3/11/26		15.60												
124				3/11/26		7.24												

125				3/11/26		5.12												
126				3/11/26		6.21												
127				3/11/26		6.91												
128				3/11/26		5.22												
129				3/11/26		6.19												
130				3/11/26		16.19												
131				3/11/26		10.9												
132				3/11/26		9.6												
133				3/11/26		8.4												
134				3/11/26		9.31												
135				3/11/26		3.11												
136				3/11/26		8.31												
137				3/11/26		9.61												
138				3/11/26		8.14												
139				3/11/26		9.6												
140				3/11/26		6.12												
141				3/11/26		17.16												
142				3/11/26		10.16												
143				3/11/26		10.06												
144				3/11/26		11.19												
145				3/10/26		34.16												
146				3/10/26		Active Construction												
147				3/10/26		Active Construction												
148				3/10/26		8.9												
149				3/10/26		7.2												
150				3/10/26		2,789												
	Y1	34.43613002	-118.648119	3/10/26	0958	2,789	Cover Compaction	3/19/26	0728	91.1					Cover Compaction	4/9/26	0929	17.9
151				3/10/26		Active Construction												
152				3/10/26		Active Construction												
153				3/10/26		9.7												
154				3/10/26		10.3												
155				3/10/26		9.3												
156				3/10/26		900												
	Y21	34.43542502	-118.648357	3/10/26	1002	800	Seal Repaired	3/19/26	0725	5.4					Seal Repaired	4/9/26	0926	8.3
	Y22	34.435637	-118.648394	3/10/26	1004	900	Attempted to restore system vacuum; 3/16/26 Flow Increase	3/19/26	0726	257					Attempted to restore system vacuum; 3/16/26 Flow Increase	4/9/26	0927	12.4
157				3/10/26		8.7												
158				3/10/26		6.9												
159				3/10/26		12.3												
160				3/10/26		8.62												
161				3/10/26		21.10												
162				3/10/26		650												
	Y67	34.43214602	-118.646729	3/10/26	1048	650	Flow Increase	3/19/26	0711	462					Flow Increase	4/9/26	0915	313
163				3/10/26		1,845												
	Y65	34.43272697	-118.647911	3/10/26	1005	1,112	Cover Compaction; Flow Increase	3/19/26	0719	24.7					Cover Compaction; Flow Increase	4/9/26	0913	13.9
	Y66	34.43271398	-118.647559	3/10/26	1022	1,845	Cover Compaction; Flow Increase	3/19/26	0717	114					Cover Compaction; Flow Increase	4/9/26	0914	40.6
164				3/10/26		34.61												
165				3/10/26		8.58												
166				3/10/26		8.50												
167				3/10/26		9.15												
168				3/10/26		8.86												
169				3/10/26		9.08												
170				3/10/26		10.64												
171				3/10/26		152												
172				3/10/26		148												
173				3/10/26		59.12												
174				3/10/26		14.42												
175				3/10/26		10.50												
176				3/10/26		14.1												
177				3/10/26		1,200												
	Y23	34.43527699	-118.64881	3/10/26	1031	1,200	Boot Repaired	3/19/26	0724	298					Boot Repaired	4/9/26	0925	11.9
178				3/10/26		21.10												
179				3/10/26		6.1												
180				3/10/26		11.6												
181				3/10/26		14.71												
182				3/10/26		24.80												
183				3/10/26		21.11												

TABLE 1

184				3/10/26		31.17												
185				3/10/26		34.78												
186				3/10/26		18.96												
187				3/10/26		41.27												
188				3/10/26		32.64												
189				3/10/26		24.30												
190				3/10/26		25.13												
191				3/10/26		20.17												
192				3/10/26		26.29												
193				3/10/26		39.10												
194				3/10/26		20,000												
	Y81	34.43166004	-118.645723	3/10/26	0854	554	Cover Compaction; Flow Increase	3/19/26	0750	130					Cover Compaction; Flow Increase	4/9/26	0917	19.2
	Y82	34.43127204	-118.64546	3/10/26	0902	20,000	Cover Compaction	3/19/26	0745	364					Cover Compaction	4/9/26	0919	466
	B81	34.43125301	-118.645571	3/10/26	0859	291	Flow Increase	3/19/26	0745	17.4								
195				3/10/26		10.13												
196				3/10/26		1,123												
	Y64	34.43190998	-118.648349	3/10/26	0938	1,123	Cover Compaction	3/19/26	0709	110					Cover Compaction	4/9/26	0911	33.7
197				3/10/26		7.45												
198				3/10/26		15.32												
199				3/10/26		13.75												
200				3/10/26		9.68												
201				3/10/26		9.46												
202				3/10/26		9.54												
203				3/10/26		21.65												
204				3/10/26		11.91												
205				3/10/26		21.11												
206				3/10/26		19.76												
207				3/10/26		31.21												
208				3/10/26		29.32												
209				3/10/26		19.17												
210				3/10/26		612												
	Y61	34.43163296	-118.650711	3/10/26	0811	612	Cover Compaction	3/19/26	0658	247					Cover Compaction	4/9/26	0902	109
211				3/10/26		652												
	Y63	34.43203697	-118.650479	3/10/26	0847	652	Flow Increase; Boot Repaired	3/19/26	0701	206					Flow Increase; Boot Repaired	4/9/26	0905	64.1
	B62	34.43183396	-118.6503	3/10/26	0842	245	Flow Increase	3/19/26	0700	127								
	B63	34.43185802	-118.650269	3/10/26	0844	232	Flow Increase	3/19/26	0700	97.3								
212				3/10/26		24.10												
213				3/10/26		17.16												
214				3/10/26		64.11												
215				3/10/26		500												
	Y62	34.43110901	-118.650588	3/10/26	0825	500	Cover Compaction	3/19/26	0656	137					Cover Compaction	4/9/26	0901	217
	B61	34.43110096	-118.650564	3/10/26	0828	243	Flow Increase	3/19/26	0656	119								
216				3/10/26		7.15												
217				3/10/26		7.95												
218				3/11/26		9.54												
219				3/11/26		21.65												
220				3/11/26		11.91												
221				3/11/26		8.86												
222				3/11/26		9.08												
223				3/11/26		14.42												
224				3/11/26		10.90												
225				3/11/26		14.71												
226				3/11/26		9.68												
227				3/11/26		9.46												
228				3/11/26		16.41												
229				3/11/26		38.22												
230				3/11/26		19.46												
231				3/11/26		71.65												
232				3/11/26		58.22												
233				3/11/26		60.11												
234				3/11/26		20.17												
235				3/11/26		71.42												
236				3/11/26		56.19												
237				3/11/26		12.16												
238				3/11/26		40.11												
239				3/11/26		61.36												
240				3/11/26		51.22												

TABLE 1

241				3/11/26		26.28												
242				3/11/26		19.26												
243				3/11/26		68.16												
244				3/11/26		71.29												
245				3/11/26		16.26												
246				3/11/26		21.91												
247				3/11/26		25.13												
248				3/11/26		9.46												
249				3/11/26		14.71												
250				3/11/26		14.42												
251				3/11/26		10.50												
252				3/11/26		13.46												
253				3/11/26		68.11												

TABLE 1

Chiquita Canyon Landfill Rule 1150.1 1st Quarter Monitoring Report

March 2026 Chiquita Canyon Landfill Instantaneuous Surface Monitoring Reaction Area Sweep (3-17-26/3-19-26)

Grid	Flag	Latitude	Longitude	Initial Date	Time	Initial Exceedance >500, 200-499 (PPM)	10-Day Corrective Action	First Remonitoring Date (10-days)	Time	PPM	2nd 10-Day Corrective Action	Second Remonitoring Date (10-days)	Time	PPM	30-DayCorrective Action	30 Day Remonitoring Date	Time	PPM
Instantaneuous (Monthly)																		
53				3/17/26		34.13												
66				3/17/26		51.64												
76				3/17/26		67.21												
77				3/17/26		3,421												
	Y41	34.43735797	-118.646773	3/17/26	0939	3,421	Cover Compaction	3/27/26	0900	116					Cover Compaction	4/16/26	0701	209
78				3/17/26		2,413												
	Y42	34.43774102	-118.646823	3/17/26	0943	700	Cover Compaction	3/27/26	0901	4.8					Cover Compaction	4/16/26	0650	6.2
	Y43	34.43742	-118.646393	3/17/26	0948	832	Cover Compaction; Flow Increase	3/27/26	0859	26.6					Cover Compaction; Flow Increase	4/16/26	0659	49.1
	Y44	34.43733299	-118.64626	3/17/26	0950	2,413	Flow Increase	3/27/26	0858	54.1					Flow Increase	4/16/26	0709	30.8
	Y45	34.43732704	-118.645867	3/17/26	0952	848	Flow Increase	3/27/26	0857	396					Flow Increase	4/16/26	0710	251
	Y46	34.43732997	-118.64579	3/17/26	0954	845	Flow Increase	3/27/26	0856	131					Flow Increase	4/16/26	0715	396
79				3/17/26		97.64												
80				3/17/26		104												
81				3/17/26		8.6												
82				3/17/26		15.3												
83				3/17/26		700												
	Y61	34.4342	-118.645653	3/17/26	0846	900	Cover Compaction; Flow Increase	3/27/26	0800	76.8					Cover Compaction; Flow Increase	4/16/26	0848	182
	Y66	34.43378602	-118.64564	3/17/26	1018	720	Cover Compaction	3/27/26	0759	20.9					Cover Compaction	4/16/26	0822	9.2
88				3/19/26		9.6												
89				3/19/26		32.4												
90				3/17/26		640												
	Y63	34.433409	-118.646512	3/17/26	0900	640	Cover Compaction	3/27/26	0804	12.2					Cover Compaction	4/16/26	0850	6.2
96				3/19/26		10.37												
99				3/19/26		9.42												
145				3/17/26		34.51												
146				3/19/26		Active Construction												
147				3/19/26		Active Construction												
148				3/17/26		31.98												
149				3/17/26		51.19												
150				3/17/26		17.26												
151				3/19/26		Active Construction												
152				3/19/26		Active Construction												
153				3/17/26		24.16												
154				3/17/26		52.34												
155				3/17/26		550												
	Y62	34.43377504	-118.646363	3/17/26	0854	550	Flow Increase	3/27/26	0802	35.1					Flow Increase	4/16/26	0847	494
156				3/17/26		6,946												
	Y22	34.43537003	-118.648342	3/17/26	0829	6,946	Seal Repaired	3/27/26	0832	3.8					Seal Repaired	4/16/26	0749	10.8
	B21	34.43566097	-118.648366	3/17/26	0823	378	Flow Increase	3/27/26	0838	16.6								
157				3/17/26		172												
158				3/17/26		41.61												
159				3/17/26		34.19												
160				3/17/26		350												
	B65	34.43326701	-118.647334	3/17/26	1002	350	Flow Increase	3/27/26	0818	79.1								
161				3/19/26		11.2												
162				3/19/26		13.5												
163				3/17/26		1,000												
	Y64	34.43261901	-118.647552	3/17/26	0950	1,000	Flow Increase	3/27/26	0754	116					Flow Increase	4/16/26	0905	20.0
164				3/17/26		16.5												
165				3/17/26		11.6												
166				3/17/26		5.4												
167				3/17/26		13.2												
168				3/17/26		5.9												
169				3/17/26		107												
170				3/17/26		164												
171				3/17/26		34.10												
172				3/17/26		4,996												
	Y24	34.434746	-118.648474	3/17/26	0843	4,996	Cover Compaction	3/27/26	0844	4.1					Cover Compaction	4/16/26	0752	3.9
	Y25	34.43476302	-118.649058	3/17/26	0852	4,368	Cover Compaction; Boot Repaired	3/27/26	0845	5.3					Cover Compaction; Boot Repaired	4/16/26	0755	5.6
173				3/17/26		20,000												
	Y27	34.43448901	-118.649732	3/17/26	0928	20,000	Flow Increase	3/27/26	0816	145					Flow Increase	4/16/26	0758	3.8

TABLE 1

174				3/17/26		43.1													
175				3/17/26		1,689													
	Y28	34.43487902	-118.650489	3/17/26	0938	1,689	Cover Compaction	3/27/26	0818	8.7					Cover Compaction	4/16/26	0803	27.3
176				3/17/26		143													
177				3/17/26		1,847													
	Y23	34.43527901	-118.648683	3/17/26	0835	1,847	Flow Increase	3/27/26	0840	64.7					Flow Increase	4/16/26	0822	399
	B26	34.43553197	-118.64888	3/17/26	0859	483	Flow Increase	3/27/26	0841	12.2								
178				3/19/26		2,780													
	Y25	34.43590304	-118.648924	3/19/26	0853	2,780	Cover Compaction; Flow Increase	3/27/26	0925	5.4					Cover Compaction; Flow Increase	4/16/26	0824	5.7
179				3/19/26		13.20													
180				3/19/26		1,180													
	Y23	34.43561504	-118.650062	3/19/26	0845	675	Cover Compaction	3/27/26	0910	4.9					Cover Compaction	4/16/26	0817	463
	Y24	34.43538898	-118.649928	3/19/26	0848	1,180	Cover Compaction; Flow Increase	3/27/26	0915	3.8					Cover Compaction; Flow Increase	4/16/26	0819	4.5
181				3/19/26		4,821													
	Y21	34.43547296	-118.650787	3/19/26	0834	4,821	Cover Compaction	3/27/26	0826	115					Cover Compaction	4/16/26	0813	306
	Y22	34.434904	-118.651049	3/19/26	0839	2,410	Cover Compaction	3/27/26	0821	417					Cover Compaction	4/16/26	0807	441
182				3/19/26		760													
	Y11	34.43551102	-118.651312	3/19/26	0832	760	Cover Compaction	3/27/26	0823	102					Cover Compaction	4/16/26	0811	47.7
183				3/19/26		14.16													
184				3/19/26		32.29													
185				3/19/26		41.17													
186				3/19/26		11.06													
187				3/19/26		8.41													
188				3/19/26		24.30													
189				3/19/26		51.10													
190				3/19/26		6.99													
191				3/19/26		6.40													
192				3/19/26		7.79													
193				3/19/26		6.21													
194				3/19/26		10.51													
195				3/19/26		8.25													
196				3/19/26		18.5													
197				3/19/26		7.18													
198				3/19/26		7.23													
199				3/19/26		8.16													
200				3/17/26		12.1													
201				3/17/26		7.3													
202				3/17/26		7.4													
203				3/17/26		10.2													
204				3/17/26		10.6													
205				3/17/26		8.6													
206				3/17/26		8.8													
207				3/17/26		8.6													
208				3/17/26		9.5													
209				3/17/26		11.6													
210				3/19/26		17.7													
211				3/19/26		65.4													
212				3/19/26		8.17													
213				3/19/26		10.7													
214				3/19/26		9.5													
215				3/19/26		13.9													
216				3/19/26		9.49													
217				3/19/26		9.61													

TABLE 1

Chiquita Canyon Landfill Rule 1150.1 1st Quarter Monitoring Report

March 2026 Chiquita Canyon Landfill Instantaneuous Surface Monitoring Reaction Area Sweep (3-23-26)

Grid	Flag	Latitiude	Longitude	Initial Date	Time	Initial Exceedance >500, 200-499 (PPM)	10-Day Corrective Action	First Remonitoring Date (10-days)	Time	PPM	2nd 10-Day Corrective Action	Second Remonitoring Date (10-days)	Time	PPM	30-DayCorrective Action	30 Day Remonitoring Date	Time	PPM
Instantaneuous (Monthly)																		
53				3/23/26		19.17												
66				3/23/26		27.80												
76				3/23/26		31.60												
77				3/23/26		2,845												
	Y41	34.43699	-118.646724	3/23/26	1014	4,932	Sealed Support	4/2/26	0854	236					Sealed Support	4/21/26	0805	311
	Y42	34.43711397	-118.64676	3/23/26	1020	2,623	Boot Repaired	4/2/26	0853	427					Boot Repaired	4/21/26	0806	456
	Y43	34.43710903	-118.646849	3/23/26	1022	726	Boot Repaired	4/2/26	0853	16.4					Boot Repaired	4/21/26	0807	23.6
	Y44	34.43722403	-118.646904	3/23/26	1023	2,845	Liner Repaired	4/2/26	0852	160					Liner Repaired	4/21/26	0803	114
78				3/23/26		1,822												
	Y45	34.43736199	-118.646744	3/23/26	1025	1,822	Cover Compaction	4/2/26	0851	7,989	Installed bentonite plug	4/9/26	0933	317	Cover Compaction	4/21/26	0851	472
	Y46	34.43735202	-118.645845	3/23/26	1028	515	Flow Increase	4/2/26	0849	76.6					Flow Increase	4/21/26	0849	94.3
79				3/23/26		42.60												
80				3/23/26		28.31												
81				3/23/26		29.60												
82				3/23/26		154												
83				3/23/26		1,500												
	Y62	34.43383296	-118.646346	3/23/26	0942	1,500	Flow Increase	4/2/26	0756	323					Flow Increase	4/21/26	0910	427
88				3/23/26		7.50												
89				3/23/26		25.78												
90				3/23/26		27.14												
96				3/23/26		978												
	Y16	34.43100499	-118.645918	3/23/26	1132	978	Cover Compaction	4/2/26	0749	110					Cover Compaction	4/21/26	0917	183
99				3/23/26		9.4												
145				3/23/26		17.19												
146				3/23/26		Active Construction												
147				3/23/26		Active Construction												
148				3/23/26		64.10												
149				3/23/26		78.19												
150				3/23/26		43.16												
151				3/23/26		Active Construction												
152				3/23/26		Active Construction												
153				3/23/26		19.17												
154				3/23/26		37.60												
155				3/23/26		21.30												
156				3/23/26		30,000												
	Y21	34.43536802	-118.648343	3/23/26	0914	30,000	Cover Compaction	4/2/26	0837	5.9					Cover Compaction	4/21/26	0903	7.4
157				3/23/26		50,000												
	Y22	34.43510299	-118.6484	3/23/26	0925	50,000	Boot Repaired	4/2/26	0838	5.8					Boot Repaired	4/21/26	0856	12.3
158				3/23/26		2,759												
	Y24	34.43483703	-118.647712	3/23/26	0947	2,759	Well Repaired	4/2/26	0759	74.4					Well Repaired	4/21/26	0858	119
159				3/23/26		17.31												
160				3/23/26		26.13												
161				3/23/26		25.61												
162				3/23/26		8.50												
163				3/23/26		500												
	Y61	34.43274398	-118.647897	3/23/26	0906	500	Flow Increase	4/2/26	0753	64.1					Flow Increase	4/21/26	0913	52.8
164				3/23/26		16.42												
165				3/23/26		17.11												
166				3/23/26		16.18												
167				3/23/26		16.22												
168				3/23/26		13.81												
169				3/23/26		16.5												
170				3/23/26		21.6												
171				3/23/26		17.3												
172				3/23/26		50,000												
	Y23	34.434775	-118.648477	3/23/26	0930	50,000	Well Repaired	4/2/26	0839	6.3					Well Repaired	4/21/26	0856	12.3
173				3/23/26		5,781												
	Y25	34.43442497	-118.649399	3/23/26	1014	5,781	Cover Compaction	4/2/26	0805	57.7					Cover Compaction	4/21/26	0851	84.6
	Y26	34.43477098	-118.649443	3/23/26	1021	2,539	Flow Increase	4/2/26	0806	477					Flow Increase	4/21/26	0853	489
174				3/23/26		12.9												
175				3/23/26		4,198												

TABLE 1

	Y27	34.434876	-118.650478	3/23/26	1032	1,855	Cover Compaction	4/2/26	0810	6.4					Cover Compaction	4/21/26	0847	6.1
	Y28	34.43463704	-118.650286	3/23/26	1037	4,198	Cover Compaction	4/2/26	0809	14.8					Cover Compaction	4/21/26	0849	10.9
176				3/23/26		18.2												
177				3/23/26		23.9												
178				3/23/26		20,000												
	Y4	34.43614402	-118.648721	3/23/26	1002	1,081	Boot Repaired	4/2/26	0832	5.8					Boot Repaired	4/21/26	0816	4.6
	Y5	34.43617302	-118.649039	3/23/26	1007	870	Boot Repaired	4/2/26	0831	6.2					Boot Repaired	4/21/26	0818	5.1
	Y6	34.43593204	-118.648922	3/23/26	1006	20,000	Boot Repaired	4/2/26	0830	10.5					Boot Repaired	4/21/26	0820	13.3
	Y7	34.43609398	-118.648417	3/23/26	1011	2,028	Cover Compaction	4/2/26	0835	9.8					Cover Compaction	4/21/26	0814	7.7
179				3/23/26		10,500												
	Y8	34.43570497	-118.649258	3/23/26	1017	3,800	Flow Increase	4/2/26	0829	9.4					Flow Increase	4/21/26	0823	6.8
	Y9	34.43600697	-118.649375	3/23/26	1020	1,756	Well Repaired	4/2/26	0828	6.3					Well Repaired	4/21/26	0825	4.9
	Y10	34.43592039	-118.6495416	3/23/26	1053	1,551	Flow Increase	4/2/26	0827	5.9					Flow Increase	4/21/26	0827	9.4
	Y11	34.43583297	-118.649764	3/23/26	1031	10,500	Boot Repaired	4/2/26	0826	6.1					Boot Repaired	4/21/26	0828	7.6
180				3/23/26		50,000												
	Y12	34.43563599	-118.650052	3/23/26	1035	657	Cover Compaction	4/2/26	0823	15.0					Cover Compaction	4/21/26	0832	24.3
	Y13	34.43532301	-118.650448	3/23/26	1040	50,000	Liner Repaired	4/2/26	0819	28,710	Flow Increase	4/9/26	0908	417	Liner Repaired	4/21/26	0835	491
181				3/23/26		6,580												
	Y14	34.43491498	-118.651029	3/23/26	1047	6,580	Cover Compaction	4/2/26	0813	13.4					Cover Compaction	4/21/26	0844	20.3
	Y15	34.435134	-118.650913	3/23/26	1051	1,456	Boot Repaired	4/2/26	0812	6.9					Boot Repaired	4/21/26	0842	17.9
182				3/23/26		973												
	Y1	34.43553801	-118.651317	3/23/26	0922	973	Cover Compaction	4/2/26	0815	12.6					Cover Compaction	4/21/26	0838	29.3
183				3/23/26		2,813												
	Y2	34.43593003	-118.650266	3/23/26	0936	2,813	Cover Compaction	4/2/26	0824	5.9					Cover Compaction	4/21/26	0830	4.3
	B1	34.43572199	-118.650789	3/23/26	0938	265	Flow Increase	4/2/26	0817	6.0								
184				3/23/26		120												
185				3/23/26		640												
	Y3	34.43678004	-118.648963	3/23/26	0957	640	Flow Increase	4/2/26	0834	6.1					Flow Increase	4/21/26	0810	4.7
186				3/23/26		130												
187				3/23/26		7.64												
188				3/23/26		12.36												
189				3/23/26		42.32												
190				3/23/26		7.43												
191				3/23/26		7.24												
192				3/23/26		7.83												
193				3/23/26		7.10												
194				3/23/26		7.45												
195				3/23/26		6.33												
196				3/23/26		10.69												
197				3/23/26		17.35												
198				3/23/26		6.18												
199				3/23/26		6.14												
200				3/23/26		11.6												
201				3/23/26		10.8												
202				3/23/26		11.2												
203				3/23/26		15.33												
204				3/23/26		13.51												
205				3/23/26		12.5												
206				3/23/26		14.26												
207				3/23/26		14.29												
208				3/23/26		8.60												
209				3/23/26		8.15												
210				3/23/26		8.93												
211				3/23/26		7.76												
212				3/23/26		9.80												
213				3/23/26		11.36												
214				3/23/26		10.80												
215				3/23/26		9.54												
216				3/23/26		7.16												
217				3/23/26		30.62												

TABLE 2

Integrated Surface Sampling Summary Analysis

TABLE 2

Chiquita Canyon Landfill Rule 1150.1 1st Quarter Monitoring Report

January 2026 Chiquita Canyon Integrated Surface Sampling Landfill Reaction Area (1-6-26/1-7-26)

Grid	Initial Date	Initial Exceedance >25 (PPM)	10-Day Corrective Action	First Remonitoring Date (10-days)	PPM	2nd 10-Day Corrective Action	Second Remonitoring Date (10-days)	PPM	45-Day Corrective Action	45-Day Remonitoring Date	PPM
Integrated (Monthly)											
53	1/6/26	7.76									
66	1/6/26	7.73									
76	1/6/26	8.45									
77	1/6/26	6.30									
78	1/6/26	5.40									
79	1/6/26	4.60									
80	1/6/26	4.55									
81	1/6/26	14.20									
82	1/6/26	13.60									
83	1/6/26	14.80									
88	1/7/26	17.20									
89	1/7/26	22.42									
90	1/6/26	12.70									
96	1/7/26	17.20									
99	1/7/26	15.10									
145	1/6/26	5.75									
146	1/7/26	Active Construction									
147	1/7/26	Active Construction									
148	1/6/26	9.79									
149	1/6/26	12.50									
150	1/6/26	9.10									
151	1/7/26	Active Construction									
152	1/7/26	Active Construction									
153	1/6/26	6.37									
154	1/6/26	11.30									
155	1/6/26	55.77	Cover Compaction	1/14/26	23.7						
156	1/6/26	9.59									
157	1/6/26	9.39									
158	1/6/26	9.25									
159	1/6/26	10.50									
160	1/6/26	15.30									
161	1/7/26	21.31									
162	1/7/26	20.80									
163	1/7/26	20.16									
164	1/7/26	19.56									
165	1/6/26	12.60									
166	1/7/26	14.41									
167	1/7/26	13.35									

TABLE 2

168	1/7/26	13.95										
169	1/7/26	15.80										
170	1/6/26	9.15										
171	1/6/26	9.51										
172	1/6/26	10.47										
173	1/6/26	10.51										
174	1/6/26	9.16										
175	1/6/26	6.80										
176	1/6/26	5.75										
177	1/6/26	8.75										
178	1/6/26	10.80										
179	1/6/26	12.20										
180	1/6/26	10.70										
181	1/6/26	4.60										
182	1/6/26	13.30										
183	1/6/26	10.80										
184	1/6/26	8.70										
185	1/6/26	9.30										
186	1/6/26	9.07										
187	1/6/26	8.90										
188	1/6/26	9.20										
189	1/6/26	10.40										
190	1/6/26	9.11										
191	1/6/26	8.91										
192	1/6/26	8.57										
193	1/6/26	8.72										
194	1/7/26	21.61										
195	1/7/26	21.37										
196	1/7/26	19.20										
197	1/7/26	18.59										
198	1/7/26	24.50										
199	1/7/26	18.47										
200	1/6/26	8.77										
201	1/6/26	5.48										
202	1/7/26	12.30										
203	1/7/26	18.70										
204	1/7/26	15.71										
205	1/7/26	14.90										
206	1/7/26	16.20										
207	1/7/26	17.81										
208	1/7/26	21.31										
209	1/7/26	19.61										
210	1/7/26	77.42	Flow Increase	1/14/26	19.7							
211	1/7/26	14.67										

TABLE 2

212	1/7/26	22.90									
213	1/7/26	19.70									
214	1/7/26	16.50									
215	1/7/26	69.91	Cover Compaction; Flow Increase	1/14/26	17.8						
216	1/7/26	14.10									
217	1/7/26	20.40									

TABLE 2

Chiquita Canyon Landfill Rule 1150.1 1st Quarter Monitoring Report

January 2026 Chiquita Canyon Landfill Integrated Surface Sampling Full Site Sweep (1-12-26/1-13-25/1-14-26)

Grid	Initial Date	Initial Exceedance >25 (PPM)	10-Day Corrective Action	First Remonitoring Date (10-days)	PPM	2nd 10-Day Corrective Action	Second Remonitoring Date (10-days)	PPM	45-Day Corrective Action	45-Day Remonitoring Date	PPM
Integrated (Monthly)											
1	1/14/26	4.82									
2	1/14/26	4.95									
3	1/15/26	7.2									
4	1/15/26	6.9									
5	1/15/26	6.1									
6	1/15/26	Active Construction									
7	1/15/26	Active Construction									
8	1/15/26	Active Construction									
9	1/15/26	Active Construction									
10	1/15/26	5.1									
11	1/15/26	4.1									
12	1/15/26	Active Construction									
13	1/15/26	3.7									
14	1/15/26	5.8									
15	1/15/26	5.3									
16	1/15/26	2.8									
17	1/15/26	3.2									
18	1/15/26	3.8									
19	1/15/26	4.5									
20	1/15/26	3.7									
21	1/15/26	5.19									
22	1/15/26	5.56									
23	1/15/26	2.23									
24	1/15/26	4.56									
25	1/15/26	4.37									
26	1/15/26	4.51									
27	1/15/26	4.37									
28A	1/14/26	6.73									
29	1/15/26	4.91									
30	1/14/26	20.9									
31	1/14/26	9.24									
32	1/12/26	14.58									
33	1/12/26	18.25									
34	1/14/26	17.6									
35	1/14/26	19.20									
36	1/14/26	6.75									
37	1/14/26	9.10									
38	1/14/26	11.1									

TABLE 2

39	1/14/26	12.44										
40	1/14/26	11.7										
41	1/14/26	8.15										
42	1/14/26	11.8										
43	1/14/26	13.03										
44	1/14/26	8.5										
45	1/14/26	7.21										
46	1/14/26	6.40										
47	1/14/26	11.05										
48	1/14/26	6.13										
49	1/14/26	5.40										
50	1/14/26	10.30										
51	1/14/26	20.55										
52	1/14/26	14.48										
53	1/12/26	4.65										
54	1/14/26	8.5										
55	1/14/26	7.9										
56	1/14/26	7.3										
57	1/14/26	5.9										
58	1/14/26	9.3										
59	1/12/26	14.95										
60	1/14/26	15.6										
61	1/14/26	13.10										
62	1/14/26	19.7										
63	1/14/26	15.2										
64	1/14/26	7.3										
65	1/14/26	9.7										
66	1/12/26	5.30										
67	1/14/26	7.77										
68	1/14/26	6.85										
69	1/14/26	7.80										
70	1/14/26	6.2										
71	1/14/26	10.1										
72	1/12/26	3.47										
73	1/12/26	3.73										
74	1/14/26	9.60										
75	1/14/26	6.57										
76	1/12/26	8.93										
77	1/12/26	4.31										
78	1/12/26	3.99										
79	1/12/26	6.11										
80	1/12/26	2.89										
81	1/12/26	6.25										
82	1/12/26	7.00										

TABLE 2

83	1/12/26	6.77										
84	1/14/26	20.3										
85	1/13/26	10.99										
86	1/14/26	11.38										
87	1/14/26	9.40										
88	1/13/26	8.81										
89	1/13/26	15.62										
90	1/12/26	6.97										
91	1/14/26	9.62										
92	1/14/26	8.20										
93	1/14/26	47.34	Flow Increase	1/20/26	16.19							
94	1/14/26	15.16										
95	1/14/26	72.84	Flow Increase	1/20/26	13.93							
96	1/13/26	12.56										
97	1/14/26	21.31										
98	1/14/26	51.70	Flow Increase	1/20/26	17.89							
99	1/13/26	10.15										
100	1/14/26	17.82										
101	1/13/26	13.30										
102	1/13/26	22.4										
103	1/14/26	16.19										
104	1/14/26	58.42	Flow Increase	1/20/26	23.41							
105	1/15/26	5.36										
106	1/15/26	7.75										
107	1/15/26	4.25										
108	1/15/26	5.75										
109	1/15/26	5.53										
110	1/14/26	6.09										
111	1/14/26	5.45										
112	1/15/26	5.3										
113	1/15/26	7.2										
114	1/15/26	5.7										
115	1/15/26	6.7										
116	1/15/26	2.63										
117	1/15/26	3.57										
118	1/15/26	6.4										
119	1/15/26	3.67										
120	1/15/26	4.22										
121	1/15/26	3.87										
122	1/15/26	4.39										
123	1/15/26	3.40										
124	1/15/26	2.96										
125	1/15/26	3.60										
126	1/15/26	5.35										

TABLE 2

127	1/15/26	6.56										
128	1/15/26	6.12										
129	1/15/26	5.92										
130	1/15/26	7.81										
131	1/15/26	6.21										
132	1/15/26	6.06										
133	1/15/26	7.16										
134	1/15/26	5.35										
135	1/15/26	6.45										
136	1/15/26	6.21										
137	1/15/26	6.48										
138	1/15/26	5.25										
139	1/15/26	5.2										
140	1/15/26	5.5										
141	1/15/26	5.26										
142	1/15/26	6.7										
143	1/15/26	4.8										
144	1/15/26	2.8										
145	1/12/26	9.03										
146	1/15/26	Active Construction										
147	1/15/26	Active Construction										
148	1/12/26	3.75										
149	1/12/26	10.24										
150	1/12/26	9.00										
151	1/15/26	Active Construction										
152	1/15/26	Active Construction										
153	1/12/26	6.80										
154	1/12/26	9.97										
155	1/12/26	5.38										
156	1/12/26	6.79										
157	1/12/26	6.42										
158	1/12/26	3.64										
159	1/12/26	11.00										
160	1/12/26	5.66										
161	1/13/26	11.46										
162	1/13/26	4.80										
163	1/13/26	6.45										
164	1/13/26	4.82										
165	1/12/26	6.44										
166	1/12/26	6.2										
167	1/12/26	5.9										
168	1/12/26	6.5										
169	1/13/26	10.3										
170	1/13/26	9.7										

TABLE 2

171	1/13/26	10.4										
172	1/12/26	8.11										
173	1/12/26	10.4										
174	1/12/26	9.3										
175	1/12/26	5.3										
176	1/12/26	5.6										
177	1/12/26	6.31										
178	1/12/26	13.68										
179	1/12/26	6.75										
180	1/12/26	7.1										
181	1/12/26	4.0										
182	1/12/26	5.32										
183	1/12/26	5.49										
184	1/12/26	10.97										
185	1/12/26	9.39										
186	1/12/26	8.76										
187	1/12/26	5.56										
188	1/12/26	7.61										
189	1/12/26	4.30										
190	1/12/26	8.72										
191	1/12/26	8.93										
192	1/12/26	9.32										
193	1/12/26	9.21										
194	1/13/26	8.39										
195	1/13/26	7.62										
196	1/13/26	3.25										
197	1/13/26	8.50										
198	1/13/26	5.62										
199	1/13/26	7.29										
200	1/12/26	4.6										
201	1/12/26	9.6										
202	1/12/26	9.4										
203	1/13/26	8.12										
204	1/12/26	7.2										
205	1/12/26	10.6										
206	1/13/26	7.1										
207	1/12/26	6.7										
208	1/13/26	9.6										
209	1/13/26	5.30										
210	1/13/26	7.5										
211	1/13/26	7.1										
212	1/13/26	4.72										
213	1/13/26	8.4										
214	1/13/26	7.8										

TABLE 2

215	1/13/25	9.31										
216	1/13/26	9.17										
217	1/13/26	8.36										
218	1/13/26	8.40										
219	1/13/26	8.66										
220	1/13/26	5.15										
221	1/13/26	17.6										
222	1/13/26	11.2										
223	1/13/26	9.8										
224	1/13/26	10.9										
225	1/13/26	6.96										
226	1/13/26	5.67										
227	1/13/26	6.34										
228	1/13/26	10.72										
229	1/13/26	15.57										
230	1/13/26	12.44										
231	1/13/26	12.16										
232	1/13/26	11.07										
233	1/14/26	18.25										
234	1/14/26	17.55										
235	1/14/26	17.45										
236	1/14/26	14.32										
237	1/14/26	27.4	Flow Increase	1/20/26	11.70							
238	1/14/26	11.4										
239	1/14/26	16.2										
240	1/13/26	13.30										
241	1/13/26	5.60										
242	1/13/26	30.25	Flow Increase	1/20/26	22.11							
243	1/13/26	12.40										
244	1/13/26	23.85										
245	1/13/26	17.8										
246	1/13/26	21.6										
247	1/13/26	18.2										
248	1/13/26	9.2										
249	1/13/26	24.21										
250	1/14/26	23.5										
251	1/14/26	12.2										
252	1/14/26	49.5	Flow Increase	1/20/26	19.34							
253	1/14/26	11.67										

TABLE 2

Chiquita Canyon Landfill Rule 1150.1 1st Quarter Monitoring Report

January 2026 Chiquita Canyon Landfill Integrated Surface Sampling Full Site Sweep (1-19-26/1-20-26/1-21-26/1-22-26)

Grid	Initial Date	Initial Exceedance >25 (PPM)	10-Day Corrective Action	First Remonitoring Date (10-days)	PPM	2nd 10-Day Corrective Action	Second Remonitoring Date (10-days)	PPM	45-Day Corrective Action	45-Day Remonitoring Date	PPM
Integrated (Monthly)											
1	1/22/26	10.14									
2	1/22/26	4.65									
3	1/22/26	5.12									
4	1/22/23	Active Construction									
5	1/22/23	Active Construction									
6	1/22/23	Active Construction									
7	1/22/23	Active Construction									
8	1/22/26	5.13									
9	1/22/26	Active Construction									
10	1/22/26	Active Construction									
11	1/22/26	6.49									
12	1/22/26	4.91									
13	1/22/26	6.07									
14	1/22/26	5.44									
15	1/22/26	5.56									
16	1/22/26	6.19									
17	1/22/26	5.11									
18	1/22/26	6.23									
19	1/22/26	5.82									
20	1/22/26	5.70									
21	1/22/26	6.12									
22	1/22/26	6.43									
23	1/22/26	7.47									
24	1/22/26	8.81									
25	1/22/26	6.01									
26	1/22/26	9.79									
27	1/22/26	7.42									
28A	1/22/26	6.83									
29	1/22/26	14.27									
30	1/20/26	50.16	Flow Increase	1/29/26	10.05						
31	1/20/26	191	Flow Increase	1/29/26	20.40						
32	1/21/26	55.40	Flow Increase	1/29/26	12.31						
33	1/21/26	20.19									
34	1/21/26	24.60									
35	1/21/26	21.60									
36	1/21/26	48.70	Flow Increase	1/29/26	13.62						
37	1/21/26	38.17	Flow Increase	1/29/26	12.25						
38	1/22/26	111	Flow Increase	1/29/26	23.54						

TABLE 2

39	1/21/26	12.70										
40	1/21/26	22.30										
41	1/21/26	5.50										
42	1/21/26	11.40										
43	1/21/26	12.30										
44	1/21/26	23.16										
45	1/21/26	18.90										
46	1/21/26	4.57										
47	1/21/26	4.30										
48	1/21/26	12.20										
49	1/21/26	47.30	Flow Increase	1/29/26	15.32							
50	1/21/26	30.10	Flow Increase	1/29/26	10.02							
51	1/22/26	23.24										
52	1/21/26	10.50										
53	1/19/26	35.10	Flow Increase	1/28/26	18.60							
54	1/19/26	4.25										
55	1/19/26	10.43										
56	1/19/26	3.63										
57	1/19/26	1.62										
58	1/21/26	24.71										
59	1/21/26	40.30	Flow Increase	1/29/26	10.8							
60	1/21/26	49.12	Flow Increase	1/29/26	11.4							
61	1/21/26	111	Flow Increase	1/29/26	12.3							
62	1/21/26	39.60	Flow Increase	1/29/26	11.8							
63	1/21/26	42.10	Flow Increase	1/29/26	11.1							
64	1/21/26	22.18										
65	1/21/26	25.07	Flow Increase	1/29/26	19.20							
66	1/19/26	11.35										
67	1/19/26	41.60	Flow Increase	1/28/26	18.77							
68	1/19/26	9.30										
69	1/19/26	8.40										
70	1/19/26	8.94										
71	1/21/26	24.61										
72	1/19/26	23.98										
73	1/19/26	21.32										
74	1/19/26	8.80										
75	1/19/26	47.60	Flow Increase	1/28/26	20.85							
76	1/19/26	10.66										
77	1/19/26	12.78										
78	1/19/26	18.74										
79	1/19/26	26.56	Flow Increase	1/28/26	20.35							
80	1/19/26	15.09										
81	1/19/26	10.30										
82	1/19/26	9.60										

TABLE 2

83	1/20/26	52.47	Flow Increase	1/29/26	22.8							
84	1/20/26	41.22	Flow Increase	1/29/26	8.16							
85	1/20/26	210	Flow Increase	1/29/26	19.69							
86	1/20/26	53.17	Flow Increase	1/29/26	22.32							
87	1/21/26	36.27	Flow Increase	1/29/26	10.35							
88	1/20/26	96.57	Flow Increase	1/29/26	13.45							
89	1/20/26	51.10	Flow Increase	1/29/26	12.90							
90	1/20/26	45.11	Flow Increase	1/29/26	16.6							
91	1/22/26	20.14										
92	1/21/26	24.02										
93	1/21/26	41.07	Flow Increase	1/29/26	18.22							
94	1/21/26	18.37										
95	1/22/26	12.72										
96	1/20/26	40.20	Flow Increase	1/29/26	17.42							
97	1/21/26	52.01	Flow Increase	1/29/26	19.29							
98	1/21/26	61.91	Flow Increase	1/29/26	20.68							
99	1/20/26	41.70	Flow Increase	1/29/26	20.62							
100	1/20/26	71.40	Flow Increase	1/29/26	21.72							
101	1/21/26	14.53										
102	1/22/26	15.10										
103	1/21/26	40.23	Flow Increase	1/29/26	20.5							
104	1/21/26	56.85	Flow Increase	1/29/26	6.91							
105	1/22/26	9.67										
106	1/22/26	19.37										
107	1/22/26	16.16										
108	1/22/26	7.10										
109	1/22/26	5.10										
110	1/22/26	6.93										
111	1/22/26	4.37										
112	1/22/26	5.41										
113	1/22/26	7.83										
114	1/22/26	5.43										
115	1/22/26	4.22										
116	1/22/26	5.40										
117	1/22/26	5.18										
118	1/22/26	5.24										
119	1/22/23	Active Construction										
120	1/22/26	5.39										
121	1/22/26	5.95										
122	1/22/26	4.28										
123	1/22/26	5.17										
124	1/22/26	6.30										
125	1/22/26	5.99										
126	1/22/26	5.12										

TABLE 2

127	1/22/26	4.75										
128	1/22/26	6.31										
129	1/22/26	6.62										
130	1/22/26	5.55										
131	1/22/26	6.02										
132	1/22/26	6.34										
133	1/22/26	5.72										
134	1/22/26	4.80										
135	1/22/26	5.38										
136	1/22/26	6.97										
137	1/22/26	7.02										
138	1/22/26	7.29										
139	1/22/26	4.15										
140	1/22/26	6.02										
141	1/22/26	5.41										
142	1/22/26	6.21										
143	1/22/26	6.78										
144	1/22/26	5.09										
145	1/19/26	13.25										
146	1/22/23	Active Construction										
147	1/22/23	Active Construction										
148	1/19/26	646	Flow Increase	1/28/26	22.84							
149	1/19/26	8.26										
150	1/19/26	10.63										
151	1/22/23	Active Construction										
152	1/22/23	Active Construction										
153	1/19/26	23.50										
154	1/19/26	5.78										
155	1/20/26	31.18	Flow Increase	1/29/26	6.21							
156	1/19/26	70.96	Flow Increase	1/28/26	10.3							
157	1/19/26	49.20	Flow Increase	1/28/26	17.2							
158	1/19/26	18.20										
159	1/19/26	4.80										
160	1/20/26	78.20	Flow Increase	1/29/26	15.31							
161	1/20/26	49.30	Flow Increase	1/29/26	14.16							
162	1/20/26	156	Flow Increase	1/29/26	18.9							
163	1/20/26	57.90	Flow Increase	1/29/26	18.13							
164	1/20/26	74.93	Flow Increase	1/29/26	14.5							
165	1/20/26	42.30	Flow Increase	1/29/26	10.71							
166	1/20/26	46.80	Flow Increase	1/29/26	10.85							
167	1/20/26	48.60	Flow Increase	1/29/26	10.2							
168	1/20/26	35.20	Flow Increase	1/29/26	10.07							
169	1/19/26	88.90	Flow Increase	1/28/26	19.5							
170	1/19/26	64.70	Flow Increase	1/28/26	10.4							

TABLE 2

171	1/19/26	27.50	Flow Increase	1/28/26	20.50							
172	1/19/26	105	Flow Increase	1/28/26	19.5							
173	1/19/26	50.10	Flow Increase	1/28/26	21.16							
174	1/19/26	61.73	Flow Increase	1/28/26	15.3							
175	1/19/26	51.60	Flow Increase	1/28/26	22.37							
176	1/19/26	43.20	Flow Increase	1/28/26	24.41							
177	1/19/26	49.50	Flow Increase	1/28/26	23.67							
178	1/19/26	13.50										
179	1/19/26	112	Flow Increase	1/28/26	17.1							
180	1/19/26	15.80										
181	1/19/26	59.40	Flow Increase	1/28/26	20.87							
182	1/19/26	21.21										
183	1/19/26	21.92										
184	1/19/26	13.50										
185	1/19/26	114	Flow Increase	1/28/26	21.6							
186	1/19/26	91.65	Flow Increase	1/28/26	18.3							
187	1/19/26	25.52	Flow Increase	1/28/26	16.2							
188	1/19/26	77.95	Flow Increase	1/28/26	17.7							
189	1/19/26	24.19										
190	1/19/26	15.60										
191	1/19/26	18.30										
192	1/19/26	19.50										
193	1/19/26	91.02	Flow Increase	1/28/26	15.9							
194	1/20/26	38.50	Flow Increase	1/29/26	15.97							
195	1/20/26	46.50	Flow Increase	1/29/26	16.82							
196	1/20/26	55.25	Flow Increase	1/29/26	16.3							
197	1/20/26	47.20	Flow Increase	1/29/26	21.72							
198	1/20/26	52.83	Flow Increase	1/29/26	15.7							
199	1/20/26	37.10	Flow Increase	1/29/26	16.71							
200	1/19/26	39.70	Flow Increase	1/28/26	21.39							
201	1/19/26	23.10										
202	1/19/26	99.07	Flow Increase	1/28/26	22.16							
203	1/20/26	92.80	Flow Increase	1/29/26	24.32							
204	1/20/26	43.05	Flow Increase	1/29/26	10.41							
205	1/19/26	27.63	Flow Increase	1/28/26	16.18							
206	1/20/26	23.76										
207	1/20/26	40.37	Flow Increase	1/29/26	16.41							
208	1/20/26	45.02	Flow Increase	1/29/26	8.59							
209	1/20/26	52.29	Flow Increase	1/29/26	9.79							
210	1/20/26	42.63	Flow Increase	1/29/26	13.09							
211	1/20/26	18.50										
212	1/20/26	12.40										
213	1/20/26	34.21	Flow Increase	1/29/26	12.42							
214	1/20/26	39.14	Flow Increase	1/29/26	17.91							

TABLE 2

215	1/20/26	72.16	Flow Increase	1/29/26	17.75							
216	1/20/26	32.90	Flow Increase	1/29/26	14.72							
217	1/20/26	31.20	Flow Increase	1/29/26	21.13							
218	1/20/26	34.40	Flow Increase	1/29/26	19.3							
219	1/20/26	59.25	Flow Increase	1/29/26	12.6							
220	1/20/26	61.13	Flow Increase	1/29/26	23.48							
221	1/22/26	27.82	Flow Increase	1/29/26	10.06							
222	1/22/26	33.11	Flow Increase	1/29/26	11.21							
223	1/20/26	8.45										
224	1/20/26	6.60										
225	1/20/26	11.34										
226	1/20/26	10.45										
227	1/20/26	20.75										
228	1/22/26	15.27										
229	1/22/26	27.22	Flow Increase	1/29/26	13.74							
230	1/22/26	18.42										
231	1/22/26	20.01										
232	1/22/26	15.88										
233	1/22/26	56.44	Flow Increase	1/29/26	17.53							
234	1/22/26	52.50	Flow Increase	1/29/26	20.61							
235	1/22/26	41.20	Flow Increase	1/29/26	16.94							
236	1/22/26	36.50	Flow Increase	1/29/26	18.29							
237	1/22/26	23.5										
238	1/22/26	18.50										
239	1/22/26	16.20										
240	1/22/26	70.05	Flow Increase	1/29/26	18.39							
241	1/22/26	53.01	Flow Increase	1/29/26	20.64							
242	1/22/26	145	Flow Increase	1/29/26	24.27							
243	1/22/26	183	Flow Increase	1/29/26	23.97							
244	1/22/26	178	Flow Increase	1/29/26	24.33							
245	1/22/26	31.70	Flow Increase	1/29/26	12.53							
246	1/22/26	160	Flow Increase	1/29/26	24.29							
247	1/22/26	93.75	Flow Increase	1/29/26	23.73							
248	1/22/26	110	Flow Increase	1/29/26	23.38							
249	1/22/26	75.16	Flow Increase	1/29/26	19.48							
250	1/22/26	19.30										
251	1/22/26	17.60										
252	1/22/26	24.20										
253	1/22/26	78.20	Flow Increase	1/29/26	22.02							

TABLE 2

Chiquita Canyon Landfill Rule 1150.1 1st Quarter Monitoring Report

February 2026 Chiquita Canyon Integrated Surface Sampling Landfill Reaction Area (2-4-26/2-5-26)

Grid	Initial Date	Initial Exceedance >25 (PPM)	10-Day Corrective Action	First Remonitoring Date (10-days)	PPM	2nd 10-Day Corrective Action	Second Remonitoring Date (10-days)	PPM	45-Day Corrective Action	45-Day Remonitoring Date	PPM
Integrated (Monthly)											
53	2/4/26	22.05									
66	2/4/26	11.66									
76	2/4/26	8.61									
77	2/4/26	8.53									
78	2/4/26	9.91									
79	2/4/26	9.88									
80	2/4/26	10.61									
81	2/4/26	15.00									
82	2/4/26	24.90									
83	2/4/26	29.57	Flow Increase	2/12/26	18.21						
88	2/5/26	17.1									
89	2/5/26	21.3									
90	2/4/26	14.73									
96	2/5/26	18.45									
99	2/5/26	14.02									
145	2/4/26	12.57									
146	2/5/26	Restricted Area									
147	2/5/26	Restricted Area									
148	2/4/26	10.83									
149	2/4/26	8.76									
150	2/4/26	7.83									
151	2/5/26	Restricted Area									
152	2/5/26	Restricted Area									
153	2/4/26	9.62									
154	2/4/26	6.57									
155	2/4/26	10.13									
156	2/4/26	9.30									
157	2/4/26	6.40									
158	2/4/26	3.60									
159	2/4/26	8.83									
160	2/4/26	13.07									
161	2/5/26	22.9									
162	2/5/26	20.6									
163	2/5/26	12.3									
164	2/5/26	14.3									
165	2/4/26	9.26									
166	2/4/26	9.06									
167	2/5/26	12.53									

TABLE 2

168	2/5/26	23.7										
169	2/5/26	15.71										
170	2/5/26	18.46										
171	2/4/26	5.30										
172	2/4/26	9.92										
173	2/5/26	17.87										
174	2/5/26	10.43										
175	2/5/26	20.45										
176	2/5/26	49.95	Flow Increase	2/12/26	9.19							
177	2/4/26	4.89										
178	2/4/26	10.43										
179	2/4/26	4.76										
180	2/5/26	24.60										
181	2/5/26	36.91	Flow Increase	2/12/26	9.61							
182	2/5/26	25.73	Flow Increase	2/12/26	8.67							
183	2/5/26	18.90										
184	2/5/26	18.97										
185	2/5/26	19.85										
186	2/5/26	5.63										
187	2/5/26	7.72										
188	2/5/26	3.32										
189	2/5/26	4.5										
190	2/5/26	16.1										
191	2/5/26	24.7										
192	2/5/26	20.21										
193	2/5/26	18.66										
194	2/5/26	20.71										
195	2/5/26	16.32										
196	2/5/26	21.2										
197	2/5/26	21.65										
198	2/5/26	19.2										
199	2/5/26	15.94										
200	2/5/26	25.99	Flow Increase	2/12/26	8.73							
201	2/5/26	20.45										
202	2/5/26	21.42										
203	2/5/26	20.6										
204	2/5/26	22.8										
205	2/5/26	37.28	Flow Increase	2/12/26	9.10							
206	2/5/26	19.9										
207	2/5/26	15.1										
208	2/5/26	22.9										
209	2/5/26	18.1										
210	2/5/26	18.71										
211	2/5/26	19.71										

TABLE 2

212	2/5/26	16.87										
213	2/5/26	19.29										
214	2/5/26	17.62										
215	2/5/26	20.13										
216	2/5/26	15.39										
217	2/5/26	14.66										

TABLE 2

Chiquita Canyon Landfill Rule 1150.1 1st Quarter Monitoring Report

February 2026 Chiquita Canyon Integrated Surface Sampling Landfill Reaction Area (2-9-26/2-10-26)

Grid	Initial Date	Initial Exceedance >25 (PPM)	10-Day Corrective Action	First Remonitoring Date (10-days)	PPM	2nd 10-Day Corrective Action	Second Remonitoring Date (10-days)	PPM	45-Day Corrective Action	45-Day Remonitoring Date	PPM
Integrated (Monthly)											
53	2/9/26	19.26									
66	2/9/26	24.25									
76	2/9/26	7.16									
77	2/9/26	12.31									
78	2/9/26	12.16									
79	2/9/26	9.69									
80	2/10/25	11.5									
81	2/9/26	21.92									
82	2/9/26	76.65	Flow Increase	2/20/25	5.72						
83	2/9/26	105	Flow Increase	2/20/25	6.04						
88	2/10/25	16.71									
89	2/9/26	12.28									
90	2/10/25	19.39									
96	2/10/25	19.3									
99	2/10/25	8.5									
145	2/9/26	7.29									
146	2/10/25	Restricted Area									
147	2/10/25	Restricted Area									
148	2/9/26	14.66									
149	2/9/26	24.04									
150	2/9/26	6.42									
151	2/10/25	Restricted Area									
152	2/10/25	Restricted Area									
153	2/9/26	12.48									
154	2/9/26	21.32									
155	2/10/26	77.67	Flow Increase	2/20/25	4.91						
156	2/9/26	17.61									
157	2/9/26	13.7									
158	2/9/26	17.3									
159	2/9/26	19.20									
160	2/10/25	20.18									
161	2/9/26	9.42									
162	2/10/26	12.91									
163	2/9/26	10.72									
164	2/9/26	20.46									
165	2/9/26	40.78	Flow Increase	2/20/25	4.03						
166	2/9/26	23.86									
167	2/9/26	8.5									

TABLE 2

168	2/9/26	9.5									
169	2/9/26	12.8									
170	2/9/26	18.2									
171	2/9/26	16.3									
172	2/9/26	14.5									
173	2/9/26	7.8									
174	2/9/26	13.9									
175	2/9/26	7.46									
176	2/9/26	25.35	Flow Increase	2/20/25	5.25						
177	2/9/26	13.17									
178	2/9/26	5.53									
179	2/9/26	5.67									
180	2/9/26	5.91									
181	2/9/26	13.77									
182	2/9/26	17.22									
183	2/9/26	14.09									
184	2/9/26	5.29									
185	2/9/26	4.72									
186	2/9/26	5.86									
187	2/9/26	13.95									
188	2/9/26	11.64									
189	2/9/26	11.29									
190	2/9/26	7.45									
191	2/9/26	8.72									
192	2/9/26	3.60									
193	2/9/26	4.50									
194	2/10/26	17.5									
195	2/10/26	18.9									
196	2/10/26	14.61									
197	2/10/26	21.5									
198	2/10/26	14.29									
199	2/10/26	16.1									
200	2/9/26	8.89									
201	2/9/26	20.60									
202	2/9/26	14.16									
203	2/10/26	16.54									
204	2/10/26	12.04									
205	2/9/26	11.90									
206	2/9/26	13.85									
207	2/10/26	17.45									
208	2/10/26	9.52									
209	2/10/26	8.59									
210	2/10/26	14.48									
211	2/10/26	8.40									

TABLE 2

212	2/10/26	15.31									
213	2/10/26	13.12									
214	2/10/26	8.16									
215	2/10/26	17.71									
216	2/10/26	7.5									
217	2/10/26	6.9									

TABLE 2

Chiquita Canyon Landfill Rule 1150.1 1st Quarter Monitoring Report

February 2026 Chiquita Canyon Landfill Integrated Surface Sampling Full Site Sweep (2-23-26/2-24-26/2-25-26/2-26-26)

Grid	Initial Date	Initial Exceedance >25 (PPM)	10-Day Corrective Action	First Remonitoring Date (10-days)	PPM	2nd 10-Day Corrective Action	Second Remonitoring Date (10-days)	PPM	45-Day Corrective Action	45-Day Remonitoring Date	PPM
Integrated (Monthly)											
1	2/26/26	3.16									
2	2/26/26	4.39									
3	2/26/26	8.21									
4	2/26/26	Active Construction									
5	2/26/26	Active Construction									
6	2/26/26	Active Construction									
7	2/26/26	Active Construction									
8	2/26/26	Active Construction									
9	2/26/26	Active Construction									
10	2/26/26	8.13									
11	2/26/26	4.57									
12	2/26/26	Active Construction									
13	2/26/26	7.67									
14	2/26/26	5.18									
15	2/26/26	5.34									
16	2/26/26	6.1									
17	2/26/26	5.3									
18	2/26/26	5.8									
19	2/26/26	6.2									
20	2/26/26	5.2									
21	2/25/26	3.62									
22	2/25/26	3.05									
23	2/25/26	6.40									
24	2/25/26	6.15									
25	2/25/26	4.63									
26	2/25/26	5.79									
27	2/25/26	6.01									
28A	2/25/26	6.25									
29	2/25/26	5.63									
30	2/23/26	28.20	Flow Increase	3/4/26	19.7						
31	2/25/26	7.1									
32	2/23/26	21.5									
33	2/23/26	22.6									
34	2/25/26	7.4									
35	2/25/26	11.8									
36	2/25/26	8.80									
37	2/25/26	21.31									
38	2/25/26	10.63									

TABLE 2

39	2/25/26	9.8										
40	2/25/26	10.60										
41	2/25/26	19.61										
42	2/25/26	11.35										
43	2/25/26	12.67										
44	2/25/26	11.25										
45	2/25/26	11.21										
46	2/25/26	10.13										
47	2/25/26	13.70										
48	2/25/26	8.47										
49	2/25/26	23.9										
50	2/25/26	8.8										
51	2/25/26	9.6										
52	2/25/26	12.80										
53	2/23/26	20.18										
54	2/23/26	19.8										
55	2/25/26	7.2										
56	2/25/26	5.8										
57	2/25/26	7.31										
58	2/25/26	7.39										
59	2/23/26	22.6										
60	2/25/26	6.9										
61	2/25/26	11.44										
62	2/25/26	9.39										
63	2/25/26	5.21										
64	2/25/26	5.14										
65	2/25/26	7.48										
66	2/23/26	17.85										
67	2/23/26	20.35										
68	2/25/26	5.3										
69	2/25/26	6.2										
70	2/25/26	5.2										
71	2/25/26	4.8										
72	2/25/26	4.7										
73	2/25/26	6.9										
74	2/25/26	5.8										
75	2/23/26	19.05										
76	2/23/26	9.16										
77	2/23/26	6.40										
78	2/23/26	4.82										
79	2/23/26	3.62										
80	2/23/26	4.30										
81	2/23/26	3.97										
82	2/23/26	4.55										

TABLE 2

83	2/23/26	20.60									
84	2/23/26	20.77									
85	2/23/26	23.47									
86	2/24/26	6.2									
87	2/24/26	7.02									
88	2/24/26	5.9									
89	2/23/26	22.74									
90	2/23/26	19.80									
91	2/25/26	19.8									
92	2/25/26	7.6									
93	2/24/26	2.70									
94	2/24/26	3.99									
95	2/24/26	7.66									
96	2/24/26	3.60									
97	2/24/26	7.78									
98	2/25/26	10.42									
99	2/24/26	4.52									
100	2/24/26	10.97									
101	2/25/26	7.82									
102	2/24/26	9.9									
103	2/25/26	5.30									
104	2/25/26	12.82									
105	2/24/26	4.65									
106	2/24/26	4.21									
107	2/24/26	5.35									
108	2/26/26	4.16									
109	2/26/26	4.13									
110	2/25/26	7.1									
111	2/26/26	10.42									
112	2/26/26	10.66									
113	2/26/26	7.6									
114	2/26/26	6.7									
115	2/26/26	7.4									
116	2/26/26	3.22									
117	2/26/26	4.41									
118	2/26/26	14.20									
119	2/26/26	7.96									
120	2/26/26	8.09									
121	2/26/26	6.4									
122	2/26/26	7.2									
123	2/26/26	5.60									
124	2/26/26	4.87									
125	2/26/26	5.62									
126	2/26/26	4.77									

TABLE 2

127	2/26/26	6.1										
128	2/26/26	5.8										
129	2/26/26	7.5										
130	2/26/26	9.45										
131	2/26/26	8.99										
132	2/26/26	5.8										
133	2/26/26	6.6										
134	2/26/26	7.2										
135	2/26/26	7.8										
136	2/26/26	6.9										
137	2/26/26	8.81										
138	2/26/26	8.79										
139	2/26/26	5.30										
140	2/26/26	3.72										
141	2/26/26	4.82										
142	2/26/26	8.62										
143	2/26/26	7.38										
144	2/26/26	10.16										
145	2/23/26	5.30										
146	2/26/26	Active Construction										
147	2/26/26	Active Construction										
148	2/23/26	3.90										
149	2/23/26	3.94										
150	2/23/26	14.61										
151	2/26/26	Active Construction										
152	2/26/26	Active Construction										
153	2/23/26	4.67										
154	2/23/26	3.99										
155	2/23/26	19.38										
156	2/23/26	20.6										
157	2/23/26	18.4										
158	2/23/26	3.72										
159	2/23/26	3.59										
160	2/23/26	18.72										
161	2/23/26	20.89										
162	2/24/26	8.5										
163	2/23/26	20.94										
164	2/23/26	21.61										
165	2/23/26	19.8										
166	2/23/26	20.3										
167	2/23/26	21.7										
168	2/23/26	21.2										
169	2/24/26	9.30										
170	2/23/26	3.52										

TABLE 2

171	2/23/26	4.86										
172	2/23/26	19.3										
173	2/23/26	24.4										
174	2/23/26	21.6										
175	2/23/26	35.75	Flow Increase	3/4/26	11.6							
176	2/23/26	19.5										
177	2/23/26	18.1										
178	2/23/26	18.31										
179	2/23/26	18.71										
180	2/23/26	21.6										
181	2/23/26	20.7										
182	2/23/26	3.01										
183	2/23/26	3.43										
184	2/23/26	16.58										
185	2/23/26	19.47										
186	2/24/26	7.62										
187	2/23/26	3.10										
188	2/23/26	3.39										
189	2/23/26	3.31										
190	2/24/26	6.31										
191	2/24/26	5.37										
192	2/24/26	7.50										
193	2/24/26	7.15										
194	2/24/26	7.43										
195	2/24/26	10.30										
196	2/24/26	7.1										
197	2/24/26	8.18										
198	2/24/26	7.9										
199	2/24/26	7.18										
200	2/24/26	6.54										
201	2/24/26	7.40										
202	2/24/26	5.14										
203	2/24/26	3.43										
204	2/23/26	20.6										
205	2/24/26	7.8										
206	2/24/26	8.6										
207	2/24/26	15.2										
208	2/24/26	17.8										
209	2/24/26	8.2										
210	2/24/26	8.25										
211	2/24/26	7.38										
212	2/24/26	7.41										
213	2/24/26	8.13										
214	2/24/26	8.29										

TABLE 2

215	2/26/26	9.08										
216	2/24/26	3.52										
217	2/24/26	3.72										
218	2/24/26	5.30										
219	2/24/26	7.31										
220	2/24/26	8.16										
221	2/24/26	11.7										
222	2/24/26	12.5										
223	2/24/26	13.3										
224	2/24/26	7.8										
225	2/24/26	5.04										
226	2/24/26	4.98										
227	2/24/26	9.27										
228	2/24/26	14.8										
229	2/24/26	9.6										
230	2/24/26	12.1										
231	2/24/26	18.5										
232	2/24/26	3.2										
233	2/25/26	9.05										
234	2/25/26	17.90										
235	2/25/26	17.28										
236	2/25/26	18.30										
237	2/25/26	7.98										
238	2/25/26	6.90										
239	2/25/26	12.28										
240	2/25/26	8.75										
241	2/25/26	12.72										
242	2/25/26	3.42										
243	2/25/26	8.72										
244	2/25/26	5.62										
245	2/26/26	5.83										
246	2/26/26	4.72										
247	2/26/26	3.62										
248	2/26/26	4.02										
249	2/26/26	7.42										
250	2/25/26	6.83										
251	2/25/26	5.80										
252	2/25/26	7.63										
253	2/25/26	8.75										

TABLE 2

Chiquita Canyon Landfill Rule 1150.1 1st Quarter Monitoring Report

March 2026 Chiquita Canyon Landfill Integrated Surface Sampling Full Site Sweep (3-2-26/3-3-26/3-4-26/3-5-26)

Grid	Initial Date	Initial Exceedance >25 (PPM)	10-Day Corrective Action	First Remonitoring Date (10-days)	PPM	2nd 10-Day Corrective Action	Second Remonitoring Date (10-days)	PPM	45-Day Corrective Action	45-Day Remonitoring Date	PPM
Integrated (Monthly)											
1	3/4/26	19.69									
2	3/4/26	20.16									
3	3/4/26	18.37									
4	3/5/26	Active Construction									
5	3/5/26	Active Construction									
6	3/5/26	Active Construction									
7	3/5/26	Active Construction									
8	3/5/26	Active Construction									
9	3/5/26	Active Construction									
10	3/4/26	6.9									
11	3/4/26	5.52									
12	3/5/26	Active Construction									
13	3/4/26	6.1									
14	3/4/26	15.30									
15	3/4/26	16.53									
16	3/4/26	6.7									
17	3/4/26	19.36									
18	3/4/26	13.22									
19	3/4/26	7.2									
20	3/4/26	11.32									
21	3/3/26	2.73									
22	3/3/26	3.54									
23	3/3/26	4.41									
24	3/3/26	4.02									
25	3/3/26	3.46									
26	3/3/26	3.45									
27	3/3/26	4.31									
28A	3/4/26	4.73									
29	3/4/26	5.15									
30	3/3/26	17.11									
31	3/4/26	19.30									
32	3/3/26	18.77									
33	3/3/26	17.85									
34	3/4/26	21.18									
35	3/4/26	20.39									
36	3/3/26	16.68									
37	3/3/26	17.69									
38	3/4/26	20.31									

TABLE 2

39	3/4/26	22.16											
40	3/3/26	6.30											
41	3/3/26	6.05											
42	3/3/26	5.25											
43	3/3/26	5.72											
44	3/3/26	5.72											
45	3/3/26	4.42											
46	3/3/26	6.72											
47	3/3/26	4.50											
48	3/3/26	6.72											
49	3/4/26	18.86											
50	3/4/26	19.25											
51	3/4/26	21.41											
52	3/3/26	4.05											
53	3/2/26	6.24											
54	3/3/26	3.25											
55	3/3/26	3.24											
56	3/3/26	4.62											
57	3/3/26	6.82											
58	3/3/26	3.42											
59	3/2/26	13.81											
60	3/3/26	2.82											
61	3/3/26	12.9											
62	3/3/26	3.2											
63	3/3/26	16.5											
64	3/3/26	13.2											
65	3/3/26	15.6											
66	3/2/26	6.26											
67	3/3/26	2.45											
68	3/3/26	3.92											
69	3/3/26	3.72											
70	3/3/26	3.25											
71	3/3/26	3.7											
72	3/3/26	3.0											
73	3/3/26	4.1											
74	3/3/26	3.6											
75	3/3/26	2.9											
76	3/2/26	7.27											
77	3/2/26	7.42											
78	3/2/26	6.42											
79	3/2/26	7.82											
80	3/2/26	5.30											
81	3/2/26	8.45											
82	3/2/26	8.56											

TABLE 2

83	3/2/26	17.57										
84	3/3/26	17.61										
85	3/3/26	17.49										
86	3/4/26	19.46										
87	3/4/26	41.46	Flow Increase	3/11/26	9.9							
88	3/3/26	19.7										
89	3/3/26	17.51										
90	3/2/26	8.13										
91	3/4/26	43.11	Flow Increase	3/11/26	15.2							
92	3/4/26	18.78										
93	3/4/26	35.4	Flow Increase	3/11/26	9.1							
94	3/4/26	65.21	Flow Increase	3/11/26	14.4							
95	3/4/26	30.4	Flow Increase	3/11/26	17.4							
96	3/3/26	17.9										
97	3/4/26	9.92										
98	3/4/26	8.72										
99	3/3/26	20.22										
100	3/3/26	21.16										
101	3/4/26	21.2										
102	3/4/26	21.5										
103	3/4/26	20.1										
104	3/4/26	5.60										
105	3/4/26	4.13										
106	3/4/26	4.75										
107	3/4/26	5.62										
108	3/4/26	5.79										
109	3/4/26	6.39										
110	3/4/26	6.60										
111	3/4/26	5.98										
112	3/5/26	10.55										
113	3/5/26	12.50										
114	3/5/26	10.30										
115	3/5/26	13.40										
116	3/4/26	21.5										
117	3/4/26	20.22										
118	3/4/26	20.31										
119	3/5/26	11.09										
120	3/5/26	15.10										
121	3/5/26	10.09										
122	3/5/26	11.10										
123	3/4/26	19.5										
124	3/4/26	18.6										
125	3/4/26	20.1										
126	3/4/26	19.2										

TABLE 2

127	3/5/26	11.50										
128	3/5/26	9.25										
129	3/5/26	11.20										
130	3/5/26	10.50										
131	3/5/26	12.25										
132	3/5/26	11.00										
133	3/5/26	14.20										
134	3/5/26	11.08										
135	3/5/26	10.20										
136	3/5/26	11.20										
137	3/5/26	9.08										
138	3/5/26	10.09										
139	3/5/26	8.20										
140	3/5/26	11.30										
141	3/5/26	10.09										
142	3/5/26	8.50										
143	3/5/26	14.26										
144	3/4/26	5.8										
145	3/2/26	5.30										
146	3/5/26	Active Construction										
147	3/5/26	Active Construction										
148	3/2/26	5.99										
149	3/2/26	7.86										
150	3/2/26	9.1										
151	3/5/26	Active Construction										
152	3/5/26	Active Construction										
153	3/2/26	6.52										
154	3/2/26	7.67										
155	3/2/26	7.83										
156	3/2/26	7.30										
157	3/2/26	6.52										
158	3/2/26	8.27										
159	3/2/26	8.91										
160	3/2/26	8.10										
161	3/3/26	18.17										
162	3/3/26	21.3										
163	3/3/26	17.29										
164	3/2/26	8.3										
165	3/2/26	7.98										
166	3/2/26	8.9										
167	3/2/26	9.2										
168	3/2/26	7.6										
169	3/2/26	8.40										
170	3/2/26	8.27										

TABLE 2

171	3/2/26	8.37										
172	3/2/26	7.82										
173	3/2/26	5.47										
174	3/2/26	8.60										
175	3/2/26	11.3										
176	3/2/26	8.4										
177	3/2/26	8.75										
178	3/2/26	7.4										
179	3/2/26	7.6										
180	3/2/26	8.1										
181	3/2/26	12.1										
182	3/2/26	7.61										
183	3/2/26	7.84										
184	3/2/26	8.2										
185	3/2/26	7.5										
186	3/2/26	7.59										
187	3/2/26	7.89										
188	3/2/26	7.40										
189	3/2/26	7.38										
190	3/2/26	9.47										
191	3/2/26	7.72										
192	3/2/26	7.47										
193	3/2/26	7.69										
194	3/3/26	11.4										
195	3/3/26	18.1										
196	3/3/26	19.6										
197	3/3/26	18.4										
198	3/3/26	20.1										
199	3/3/26	19.3										
200	3/2/26	7.9										
201	3/2/26	7.8										
202	3/2/26	8.1										
203	3/2/26	7.9										
204	3/2/26	7.6										
205	3/3/26	21.3										
206	3/3/26	19.7										
207	3/3/26	21.6										
208	3/2/26	7.3										
209	3/2/26	8.9										
210	3/3/26	39.47	Flow Increase	3/11/26	20.7							
211	3/3/26	20.6										
212	3/3/26	17.1										
213	3/3/26	19.9										
214	3/3/26	20.7										

TABLE 2

215	3/3/26	26.17	Flow Increase	3/11/26	18.9							
216	3/3/26	21.18										
217	3/3/26	20.31										
218	3/3/26	20.24										
219	3/3/26	20.3										
220	3/3/26	22.1										
221	3/4/26	22.0										
222	3/4/26	23.4										
223	3/3/26	18.80										
224	3/3/26	19.95										
225	3/3/26	18.33										
226	3/3/26	19.93										
227	3/3/26	19.66										
228	3/4/26	21.3										
229	3/4/26	24.5										
230	3/4/26	22.6										
231	3/4/26	23.5										
232	3/4/26	21.6										
233	3/4/26	22.10										
234	3/4/26	24.69										
235	3/4/26	13.72										
236	3/4/26	5.53										
237	3/4/26	22.42										
238	3/4/26	24.37										
239	3/4/26	19.27										
240	3/4/26	12.80										
241	3/4/26	12.62										
242	3/4/26	19.91										
243	3/4/26	19.50										
244	3/4/26	22.72										
245	3/4/26	16.32										
246	3/4/26	18.20										
247	3/4/26	14.64										
248	3/4/26	21.30										
249	3/4/26	19.45										
250	3/4/26	27.67	Flow Increase	3/11/26	3.6							
251	3/4/26	19.90										
252	3/4/26	23.17										
253	3/4/26	19.72										

TABLE 2

Chiquita Canyon Landfill Rule 1150.1 1st Quarter Monitoring Report

March 2026 Chiquita Canyon Integrated Surface Sampling Landfill Reaction Area (3-9-26/3-10-26)

Grid	Initial Date	Initial Exceedance >25 (PPM)	10-Day Corrective Action	First Remonitoring Date (10-days)	PPM	2nd 10-Day Corrective Action	Second Remonitoring Date (10-days)	PPM	45-Day Corrective Action	45-Day Remonitoring Date	PPM
Integrated (Monthly)											
53	3/9/26	14.17									
66	3/9/26	10.53									
76	3/9/26	10.82									
77	3/9/26	22.16									
78	3/9/26	20.32									
79	3/9/26	19.89									
80	3/9/26	20.16									
81	3/9/26	17.65									
82	3/9/26	20.17									
83	3/9/26	18.32									
88	3/9/26	4.06									
89	3/9/26	24.57									
90	3/9/26	15.31									
96	3/10/26	6.22									
99	3/10/26	5.31									
145	3/9/26	21.18									
146	3/10/26	Active Construction									
147	3/10/26	Active Construction									
148	3/9/26	13.62									
149	3/9/26	17.8									
150	3/9/26	18.55									
151	3/10/26	Active Construction									
152	3/10/26	Active Construction									
153	3/9/26	14.57									
154	3/9/26	19.5									
155	3/9/26	17.85									
156	3/9/26	19.2									
157	3/9/26	17.9									
158	3/9/26	17.60									
159	3/9/26	18.2									
160	3/9/26	18.62									
161	3/9/26	22.39									
162	3/9/26	3.86									
163	3/9/26	21.91									
164	3/10/26	8.16									
165	3/9/26	19.71									
166	3/9/26	17.2									
167	3/9/26	17.6									

TABLE 2

168	3/9/26	13.40										
169	3/9/26	13.15										
170	3/9/26	13.50										
171	3/9/26	17.01										
172	3/9/26	20.2										
173	3/9/26	20.8										
174	3/9/26	23.9										
175	3/9/26	21.8										
176	3/9/26	18.1										
177	3/9/26	18.7										
178	3/9/26	18.72										
179	3/9/26	17.62										
180	3/9/26	17.62										
181	3/9/26	21.35										
182	3/9/26	17.30										
183	3/9/26	15.06										
184	3/9/26	17.49										
185	3/9/26	17.86										
186	3/9/26	14.62										
187	3/9/26	15.36										
188	3/9/26	15.46										
189	3/9/26	15.65										
190	3/9/26	14.72										
191	3/9/26	10.23										
192	3/9/26	13.20										
193	3/9/26	14.73										
194	3/10/26	6.18										
195	3/10/26	8.49										
196	3/9/26	3.67										
197	3/10/26	9.12										
198	3/10/26	8.39										
199	3/10/26	9.21										
200	3/9/26	14.2										
201	3/9/26	13.9										
202	3/9/26	15.9										
203	3/9/26	28.81	Flow Increase	3/19/26	5.3							
204	3/9/26	14.8										
205	3/10/26	6.25										
206	3/10/26	6.02										
207	3/10/26	5.56										
208	3/10/26	7.17										
209	3/10/26	7.62										
210	3/10/26	6.03										
211	3/10/26	7.32										

TABLE 2

212	3/10/26	7.02									
213	3/10/26	6.80									
214	3/10/26	8.02									
215	3/10/26	6.21									
216	3/10/26	5.47									
217	3/10/26	5.61									

TABLE 2

Chiquita Canyon Landfill Rule 1150.1 1st Quarter Monitoring Report

March 2026 Chiquita Canyon Integrated Surface Sampling Landfill Reaction Area (3-16-26)

Grid	Initial Date	Initial Exceedance >25 (PPM)	10-Day Corrective Action	First Remonitoring Date (10-days)	PPM	2nd 10-Day Corrective Action	Second Remonitoring Date (10-days)	PPM	45-Day Corrective Action	45-Day Remonitoring Date	PPM
Integrated (Monthly)											
53	3/16/26	17.9									
66	3/16/26	24.81									
76	3/16/26	24.67									
77	3/16/26	24.72									
78	3/16/26	47.56	Flow Increase	3/27/26	13.7						
79	3/16/26	7.07									
80	3/16/26	9.61									
81	3/16/26	18.5									
82	3/16/26	22.5									
83	3/16/26	21.36									
88	3/16/26	11.39									
89	3/16/26	15.58									
90	3/16/26	15.77									
96	3/17/26	11.22									
99	3/17/26	11.17									
145	3/16/26	24.62									
146	3/17/26	Active Construction									
147	3/17/26	Active Construction									
148	3/16/26	10.20									
149	3/16/26	21.6									
150	3/16/26	25.16	Flow Increase	3/27/26	7.9						
151	3/17/26	Active Construction									
152	3/17/26	Active Construction									
153	3/16/26	9.30									
154	3/16/26	23.5									
155	3/16/26	21.67									
156	3/16/26	44.1									
157	3/16/26	19.91									
158	3/16/26	8.20									
159	3/16/26	20.39									
160	3/16/26	14.63									
161	3/16/26	5.30									
162	3/16/26	10.04									
163	3/16/26	6.25									
164	3/16/26	5.87									
165	3/16/26	11.69									
166	3/16/26	15.66									
167	3/16/26	20.80									

TABLE 2

168	3/16/26	10.44										
169	3/16/26	21.56										
170	3/16/26	5.30										
171	3/16/26	6.40										
172	3/16/26	23.83										
173	3/16/26	52.57	Flow Increase	3/27/26	19.1							
174	3/16/26	21.42										
175	3/16/26	21.7										
176	3/16/26	19.6										
177	3/16/26	24.6										
178	3/16/26	20.37										
179	3/16/26	19.90										
180	3/16/26	20.93										
181	3/16/26	22.5										
182	3/16/26	15.9										
183	3/16/26	19.2										
184	3/16/26	20.22										
185	3/16/26	19.23										
186	3/16/26	24.47										
187	3/16/26	22.9										
188	3/16/26	19.4										
189	3/16/26	19.7										
190	3/16/26	21.69										
191	3/16/26	22.18										
192	3/16/26	23.14										
193	3/16/26	23.17										
194	3/17/26	11.18										
195	3/17/26	11.21										
196	3/16/26	9.91										
197	3/17/26	12.49										
198	3/17/26	13.41										
199	3/17/26	12.61										
200	3/16/26	15.6										
201	3/16/26	21.1										
202	3/16/26	14.3										
203	3/16/26	12.9										
204	3/16/26	20.1										
205	3/17/26	14.66										
206	3/17/26	15.39										
207	3/17/26	13.87										
208	3/16/26	7.13										
209	3/16/26	8.56										
210	3/17/26	12.35										
211	3/17/26	13.25										

TABLE 2

212	3/17/26	12.02									
213	3/17/26	11.05									
214	3/17/26	15.32									
215	3/17/26	13.62									
216	3/17/26	8.79									
217	3/17/26	8.61									

TABLE 3

Integrated Surface Sampling Analysis

TABLE 3

AtmAA Inc
5107 Douglas Fir Rd., Calabasas, CA 91302 • (818) 223-3277
specialized air assessment laboratory
atmaa.com

LABORATORY ANALYSIS REPORT

SCAQMD Rule 1150.1 Components Analysis in Integrated Surface Tedlar Bag Samples

Report Date	January 19, 2026
Client	Waste Connections
Project Location	Chiquita Canyon Landfill
Project No	1150.1
Date Received	January 7, 2026
Date Analyzed	January 7-9, 2026

AtmAA Lab No.	20076-2
Sample I.D.	ISS Grid 155
Components	*(Concentration in ppmv)*
Methane	37.5
Ethane	<1
TGNMO	1.02
	(Concentration in ppbv)
Hydrogen sulfide	<30
Benzene	0.08
Benzyl chloride	<0.20
Chlorobenzene	<0.15
Dichlorobenzenes*	<0.30
1,1-dichloroethane	<0.15
1,2-dichloroethane	<0.15
1,1-dichloroethylene	<0.15
Dichloromethane	<0.30
1,2-dibromoethane	<0.10
Perchloroethylene	<0.10
Carbon tetrachloride	<0.18
Toluene	<0.14
1,1,1-trichloroethane	<0.10
Trichloroethene	<0.10
Chloroform	<0.10
Vinyl chloride	<0.10
m+p-xylenes	<0.12
o-xylene	<0.12

Methane, ethane, and total gaseous non-methane organics (TGNMO) were measured by flame ionization detection/total combustion analysis (FID/TCA) Method 25
Ethane and TGNMO are reported as ppmvC
Toxic air contaminants (TAC) compounds were analyzed by GC/MS, EPA TO-15
Hydrogen sulfide was analyzed by SCD/GC, SCAQMD 307.91
** total amount containing meta, para, and ortho isomers*

Brian W. Fung
Laboratory Director

TABLE 3

QUALITY ASSURANCE SUMMARY
(Repeat Analyses)

Project Location: Chiquita Canyon Landfill
Date Received: January 7, 2026
Date Analyzed: January 7-9, 2026

Components	Sample ID	Repeat Analysis Run #1	Repeat Analysis Run #2	Mean Conc.	% RPD
		(Concentration in ppmv)			
Methane	Grid 155	37.7	37.2	37.5	1.3
Ethane	Grid 155	<1	<1	---	---
TGNMO	Grid 155	1.03	1.01	1.02	2.0
		(Concentration in ppbv)			
Hydrogen sulfide	Grid 155	<30	<30	---	---
Benzene	Grid 155	0.08	0.08	0.08	0.00
Benzyl chloride	Grid 155	<0.20	<0.20	---	---
Chlorobenzene	Grid 155	<0.15	<0.15	---	---
Dichlorobenzenes	Grid 155	<0.30	<0.30	---	---
1,1-dichloroethane	Grid 155	<0.15	<0.15	---	---
1,2-dichloroethane	Grid 155	<0.15	<0.15	---	---
1,1-dichloroethylene	Grid 155	<0.15	<0.15	---	---
Dichloromethane	Grid 155	<0.30	<0.30	---	---
1,2-dibromoethane	Grid 155	<0.10	<0.10	---	---
Perchloroethylene	Grid 155	<0.10	<0.10	---	---
Carbon tetrachloride	Grid 155	<0.18	<0.18	---	---
Toluene	Grid 155	<0.14	<0.14	---	---
1,1,1-trichloroethane	Grid 155	<0.10	<0.10	---	---
Trichloroethene	Grid 155	<0.10	<0.10	---	---
Chloroform	Grid 155	<0.10	<0.10	---	---
Vinyl chloride	Grid 155	<0.10	<0.10	---	---
m+p-xylenes	Grid 155	<0.12	<0.12	---	---
o-xylene	Grid 155	<0.12	<0.12	---	---

One Tedlar bag sample, laboratory number 20076-2, was analyzed for SCAQMD Rule 1150.1 components, methane, and total gaseous non-methane organics (TGNMO). Agreement between repeat analyses is a measure of precision and is shown above in the column "% RPD". The average % RPD for 3 repeat measurements from one Tedlar bag sample is 1.1%.



TABLE 3

CHAIN OF CUSTODY RECORD

Client/Project Name	Project Location	ANALYSES
Chiquita Canyon Landfill	Valencia	
Project No.	**Field Logbook No.**	
1150.1	—	
Sampler: (Print)	**(Signature)**	**No. Of Containers**
Stephen Borchers		1

Sample No./ Identification	Date	Time	Lab Sample Number	Type of Sample	Methane	TNMHC	TAC			Remarks
Grid 155	1-6-26	1010-1035	20076-2	10L Bag ISS	X	X	X			

Relinquished by: (Signature)	Date	Time	Received by: (Signature)	Date	Time
	1-7-26	0857			
Relinquished by: (Signature)	**Date**	**Time**	**Received by: (Signature)**	**Date**	**Time**
Relinquished by: (Signature)	**Date**	**Time**	**Received for Laboratory: (Signature)**	**Date**	**Time**
				1/7/26	8:57
Sample Disposal Method:	**Disposed of by: (Signature)**			**Date**	**Time**

Sample Collector

RES Environmental Inc.
865 Via Lata • Colton, California 92324
(909) 422-1001 Fax (909) 422-0707

Analytical Laboratory

ATMAA

TABLE 3

AtmAA Inc
5107 Douglas Fir Rd., Calabasas, CA 91302 • (818) 223-3277
specialized air assessment laboratory
atmaa.com

LABORATORY ANALYSIS REPORT

SCAQMD Rule 1150 1 Components Analysis in Integrated Surface Tedlar Bag Samples

Report Date	January 19, 2026
Client	Waste Connections
Project Location	Chiquita Canyon Landfill
Project No	1150 1
Date Received	January 7, 2026
Date Analyzed	January 7-9, 2026

AtmAA Lab No.	20076-2
Sample I D	ISS Grid 155
Components	*(Concentration in ppmv)*
Methane	37 5
Ethane	<1
TGNMO	1.02
	(Concentration in ppbv)
Hydrogen sulfide	<30
Benzene	0.08
Benzyl chloride	<0.20
Chlorobenzene	<0.15
Dichlorobenzenes*	<0.30
1,1-dichloroethane	<0.15
1,2-dichloroethane	<0.15
1,1-dichloroethylene	<0.15
Dichloromethane	<0.30
1,2-dibromoethane	<0.10
Perchloroethylene	<0.10
Carbon tetrachloride	<0.18
Toluene	<0.14
1,1,1-trichloroethane	<0.10
Trichloroethene	<0.10
Chloroform	<0.10
Vinyl chloride	<0.10
m+p-xylenes	<0.12
o-xylene	<0.12

Methane, ethane, and total gaseous non-methane organics (TGNMO) were measured by flame ionization detection/total combustion analysis (FID/TCA) Method 25
Ethane and TGNMO are reported as ppmvC
Toxic air contaminants (TAC) compounds were analyzed by GC/MS EPA TO-15
Hydrogen sulfide was analyzed by SCD/GC, SCAQMD 307 91
** total amount containing meta, para, and ortho isomers*

Brian W Fung
Laboratory Director

TABLE 3

QUALITY ASSURANCE SUMMARY
(Repeat Analyses)

Project Location: Chiquita Canyon Landfill
Date Received: January 7, 2026
Date Analyzed: January 7-9, 2026

Components	Sample ID	Repeat Analysis Run #1	Repeat Analysis Run #2	Mean Conc.	% RPD
		(Concentration in ppmv)			
Methane	Grid 155	37.7	37.2	37.5	1.3
Ethane	Grid 155	<1	<1	---	---
TGNMO	Grid 155	1.03	1.01	1.02	2.0
		(Concentration in ppbv)			
Hydrogen sulfide	Grid 155	<30	<30	---	---
Benzene	Grid 155	0.08	0.08	0.08	0.00
Benzyl chloride	Grid 155	<0.20	<0.20	---	---
Chlorobenzene	Grid 155	<0.15	<0.15	---	---
Dichlorobenzenes	Grid 155	<0.30	<0.30	---	---
1,1-dichloroethane	Grid 155	<0.15	<0.15	---	---
1,2-dichloroethane	Grid 155	<0.15	<0.15	---	---
1,1-dichloroethylene	Grid 155	<0.15	<0.15	---	---
Dichloromethane	Grid 155	<0.30	<0.30	---	---
1,2-dibromoethane	Grid 155	<0.10	<0.10	---	---
Perchloroethylene	Grid 155	<0.10	<0.10	---	---
Carbon tetrachloride	Grid 155	<0.18	<0.18	---	---
Toluene	Grid 155	<0.14	<0.14	---	---
1,1,1-trichloroethane	Grid 155	<0.10	<0.10	---	---
Trichloroethene	Grid 155	<0.10	<0.10	---	---
Chloroform	Grid 155	<0.10	<0.10	---	---
Vinyl chloride	Grid 155	<0.10	<0.10	---	---
m+p-xylenes	Grid 155	<0.12	<0.12	---	---
o-xylene	Grid 155	<0.12	<0.12	---	---

One Tedlar bag sample, laboratory number 20076-2, was analyzed for SCAQMD Rule 1150.1 components, methane, and total gaseous non-methane organics (TGNMO). Agreement between repeat analyses is a measure of precision and is shown above in the column "% RPD". The average % RPD for 3 repeat measurements from one Tedlar bag sample is 1.1%.



CHAIN OF CUSTODY RECORD

Client/Project Name	Project Location	ANALYSES
Chiquita Canyon Landfill	Valencia	
Project No.	**Field Logbook No.**	
1150.1		
Sampler: (Print)	**(Signature)**	**No. Of Containers**
Stephen Borchers		1

Sample No./ Identification	Date	Time	Lab Sample Number	Type of Sample	Methane	TVM HC	TAC			Remarks
Grid 155	1-6-26	1010-1035	20076-2	10L Bag Iss	X	X	X			

Relinquished by: (Signature)	**Date** 1-7-26	**Time** 0857	**Received by: (Signature)**	**Date**	**Time**
Relinquished by: (Signature)	**Date**	**Time**	**Received by: (Signature)**	**Date**	**Time**
Relinquished by: (Signature)	**Date**	**Time**	**Received for Laboratory: (Signature)**	**Date** 1/7/26	**Time** 8:57
Sample Disposal Method:	**Disposed of by: (Signature)**			**Date**	**Time**

Sample Collector

RES Environmental Inc.
865 Via Lata • Colton, California 92324
(909) 422-1001 Fax (909) 422-0707

Analytical Laboratory

ATMaa

TABLE 3

AtmAA Inc
5107 Douglas Fir Rd., Calabasas, CA 91302 • (818) 223-3277
specialized air assessment laboratory
atmaa.com

LABORATORY ANALYSIS REPORT

SCAQMD Rule 1150 1 Components Analysis in Integrated Surface Tedlar Bag Samples

Report Date: January 19, 2026
Client: Waste Connections
Project Location: Chiquita Canyon Landfill
Project No.: 1150 1
Date Received: January 8, 2026
Date Analyzed: January 8-9, 2026

AtmAA Lab No.	20086-14	20086-15
Sample I.D.	ISS Grid 210	ISS Grid 215
Components	*(Concentration in ppmv)*	
Methane	47.3	42.4
Ethane	<1	<1
TGNMO	1.08	1.06
	(Concentration in ppbv)	
Hydrogen sulfide	<30	<30
Benzene	0.16	0.27
Benzyl chloride	<0.20	<0.20
Chlorobenzene	<0.15	<0.15
Dichlorobenzenes*	<0.30	<0.30
1,1-dichloroethane	<0.15	<0.15
1,2-dichloroethane	<0.15	<0.15
1,1-dichloroethylene	<0.15	<0.15
Dichloromethane	<0.30	<0.30
1,2-dibromoethane	<0.10	<0.10
Perchloroethylene	<0.10	<0.10
Carbon tetrachloride	<0.18	<0.18
Toluene	<0.15	0.15
1,1,1-trichloroethane	<0.10	<0.10
Trichloroethene	<0.10	<0.10
Chloroform	<0.10	<0.10
Vinyl chloride	<0.10	<0.10
m+p-xylenes	<0.12	<0.12
o-xylene	<0.12	<0.12

Methane, ethane, and total gaseous non-methane organics (TGNMO) were measured by flame ionization detection/total combustion analysis (FID/TCA) Method 25
Ethane and TGNMO are reported as ppmvC
Toxic air contaminants (TAC) compounds were analyzed by GC/MS, EPA TO-15
Hydrogen sulfide was analyzed by SCD/GC, SCAQMD 307 91
** total amount containing meta, para, and ortho isomers*

Brian W. Fung
Laboratory Director

TABLE 3

QUALITY ASSURANCE SUMMARY
(Repeat Analyses)

Project Location: Chiquita Canyon Landfill
Date Received: January 8, 2026
Date Analyzed: January 8-9, 2026

Components	Sample ID	Repeat Analysis Run #1	Repeat Analysis Run #2	Mean Conc.	% RPD
		(Concentration in ppmv)			
Methane	Grid 210	47.4	47.2	47.3	0.42
Ethane	Grid 210	<1	<1	---	---
TGNMO	Grid 210	1.08	1.07	1.08	0.93
		(Concentration in ppbv)			
Hydrogen sulfide	Grid 210	<30	<30	---	---
Benzene	Grid 210	0.15	0.17	0.16	13
Benzyl chloride	Grid 210	<0.20	<0.20	---	---
Chlorobenzene	Grid 210	<0.15	<0.15	---	---
Dichlorobenzenes	Grid 210	<0.30	<0.30	---	---
1,1-dichloroethane	Grid 210	<0.15	<0.15	---	---
1,2-dichloroethane	Grid 210	<0.15	<0.15	---	---
1,1-dichloroethylene	Grid 210	<0.15	<0.15	---	---
Dichloromethane	Grid 210	<0.30	<0.30	---	---
1,2-dibromoethane	Grid 210	<0.10	<0.10	---	---
Perchloroethylene	Grid 210	<0.10	<0.10	---	---
Carbon tetrachloride	Grid 210	<0.18	<0.18	---	---
Toluene	Grid 210	<0.15	<0.15	---	---
1,1,1-trichloroethane	Grid 210	<0.10	<0.10	---	---
Trichloroethene	Grid 210	<0.10	<0.10	---	---
Chloroform	Grid 210	<0.10	<0.10	---	---
Vinyl chloride	Grid 210	<0.10	<0.10	---	---
m+p-xylenes	Grid 210	<0.12	<0.12	---	---
o-xylene	Grid 210	<0.12	<0.12	---	---

Two Tedlar bag samples, laboratory numbers 20086-(14-15), were analyzed for SCAQMD Rule 1150.1 components, methane, and total gaseous non-methane organics (TGNMO). Agreement between repeat analyses is a measure of precision and is shown above in the column "% RPD". The average % RPD for 3 repeat measurements from two Tedlar bag samples is 4.6%.



TABLE 3

QUALITY ASSURANCE SUMMARY
(Repeat Analyses)

Project Location: Chiquita Canyon Landfill
Date Received: January 8, 2026
Date Analyzed: January 8-9, 2026

Components	Sample ID	Repeat Analysis Run #1	Repeat Analysis Run #2	Mean Conc.	% RPD
		(Concentration in ppmv)			
Methane	Grid 210	47.4	47.2	47.3	0.42
Ethane	Grid 210	<1	<1	---	---
TGNMO	Grid 210	1.08	1.07	1.08	0.93
		(Concentration in ppbv)			
Hydrogen sulfide	Grid 210	<30	<30	---	---
Benzene	Grid 210	0.15	0.17	0.16	13
Benzyl chloride	Grid 210	<0.20	<0.20	---	---
Chlorobenzene	Grid 210	<0.15	<0.15	---	---
Dichlorobenzenes	Grid 210	<0.30	<0.30	---	---
1,1-dichloroethane	Grid 210	<0.15	<0.15	---	---
1,2-dichloroethane	Grid 210	<0.15	<0.15	---	---
1,1-dichloroethylene	Grid 210	<0.15	<0.15	---	---
Dichloromethane	Grid 210	<0.30	<0.30	---	---
1,2-dibromoethane	Grid 210	<0.10	<0.10	---	---
Perchloroethylene	Grid 210	<0.10	<0.10	---	---
Carbon tetrachloride	Grid 210	<0.18	<0.18	---	---
Toluene	Grid 210	<0.15	<0.15	---	---
1,1,1-trichloroethane	Grid 210	<0.10	<0.10	---	---
Trichloroethene	Grid 210	<0.10	<0.10	---	---
Chloroform	Grid 210	<0.10	<0.10	---	---
Vinyl chloride	Grid 210	<0.10	<0.10	---	---
m+p-xylenes	Grid 210	<0.12	<0.12	---	---
o-xylene	Grid 210	<0.12	<0.12	---	---

Two Tedlar bag samples, laboratory numbers 20086-(14-15), were analyzed for SCAQMD Rule 1150.1 components, methane, and total gaseous non-methane organics (TGNMO). Agreement between repeat analyses is a measure of precision and is shown above in the column "% RPD". The average % RPD for 3 repeat measurements from two Tedlar bag samples is 4.6%.



CHAIN OF CUSTODY RECORD

Client/Project Name	Project Location	ANALYSES
Chiquita Canyon Landfill	Valencia	
Project No. 1150.1	Field Logbook No.	
Sampler: (Print) Stephen Forbes (Signature)	No. Of Containers 2	

Sample No./ Identification	Date	Time	Lab Sample Number	Type of Sample	Methane	TVHNC	TAC			Remarks
End 210	1-7-26	1045-1110	200806-14	1L Bag ISS	X	X	X			
End 215	1-7-26	1110-1130	-15	1L Bag ISS	X	X	X			

Relinquished by: (Signature)	Date	Time	Received by: (Signature)	Date	Time
	1-8-26	7720			
Relinquished by: (Signature)	Date	Time	Received by: (Signature)	Date	Time
Relinquished by: (Signature)	Date	Time	Received for Laboratory: (Signature)	Date	Time
				1/5/26	7:20
Sample Disposal Method:	Disposed of by: (Signature)			Date	Time

Sample Collector

RES Environmental Inc.
865 Via Lata • Colton, California 92324
(909) 422-1001 Fax (909) 422-0707

Analytical Laboratory

Atmaa

TABLE 3

TABLE 3

AtmAA Inc
5107 Douglas Fir Rd , Calabasas, CA 91302 • (818) 223-3277
specialized air assessment laboratory
atmaa.com

LABORATORY ANALYSIS REPORT

SCAQMD Rule 1150 1 Components Analysis in Integrated Surface Tedlar Bag Samples

Report Date January 28, 2026
Client Waste Connections
Project Location Chiquita Canyon Landfill
Project No. 1150 1
Date Received January 15, 2026
Date Analyzed January 15, 2026

AtmAA Lab No	20156-5	20156-6	20156-7
Sample I D	ISS Grid 104	ISS Grid 95	ISS Grid 98
Components	*(Concentration in ppmv)*		
Methane	34 0	34 1	32 7
Ethane	<1	<1	<1
TGNMO	1 09	1.07	1.08
	(Concentration in ppbv)		
Hydrogen sulfide	<30	<30	<30
Benzene	0 11	0.13	<0.08
Benzyl chloride	<0 20	<0.20	<0 20
Chlorobenzene	<0 15	<0.15	<0.15
Dichlorobenzenes*	<0 30	<0.30	<0 30
1,1-dichloroethane	<0.15	<0 15	<0 15
1,2-dichloroethane	<0 15	<0.15	<0.15
1,1-dichloroethylene	<0 15	<0 15	<0 15
Dichloromethane	<0.30	<0.30	<0 30
1,2-dibromoethane	<0.10	<0.10	<0.10
Perchloroethylene	<0.10	<0.10	<0.10
Carbon tetrachloride	<0.18	<0.18	<0 18
Toluene	<0.14	<0.14	<0.14
1,1,1-trichloroethane	<0 10	<0 10	<0 10
Trichloroethene	<0.10	<0.10	<0.10
Chloroform	<0 10	<0.10	<0.10
Vinyl chloride	<0.10	<0.10	<0 10
m+p-xylenes	<0 12	<0 12	<0.12
o-xylene	<0.12	<0.12	<0 12

Methane, ethane, and total gaseous non-methane organics (TGNMO) were measured by flame ionization detection/total combustion analysis (FID/TCA) Method 25
Ethane is reported as ppmvC
TGNMO is total gaseous non-methane, non-ethane organics reported as ppmvC
Toxic air contaminants (TAC) compounds were analyzed by GC/MS, EPA TO-15
Hydrogen sulfide was analyzed by SCD/GC, SCAQMD 307 91.
** total amount containing meta, para, and ortho isomers*

Brian W. Fung
Laboratory Director

TABLE 3

QUALITY ASSURANCE SUMMARY
(Repeat Analyses)

Project Location: Chiquita Canyon Landfill
Date Received: January 15, 2026
Date Analyzed: January 15, 2026

Components	Sample ID	Repeat Analysis Run #1	Repeat Analysis Run #2	Mean Conc.	% RPD
		(Concentration in ppmv)			
Methane	Grid 104	34.1	33.8	34.0	0.88
Ethane	Grid 104	<1	<1	---	---
TGNMO	Grid 104	1.09	1.08	1.09	0.92
		(Concentration in ppbv)			
Hydrogen sulfide	Grid 104	<30	<30	---	---
Benzene	Grid 104	0.11	0.10	0.11	9.5
Benzyl chloride	Grid 104	<0.20	<0.20	---	---
Chlorobenzene	Grid 104	<0.15	<0.15	---	---
Dichlorobenzenes	Grid 104	<0.30	<0.30	---	---
1,1-dichloroethane	Grid 104	<0.15	<0.15	---	---
1,2-dichloroethane	Grid 104	<0.15	<0.15	---	---
1,1-dichloroethylene	Grid 104	<0.15	<0.15	---	---
Dichloromethane	Grid 104	<0.30	<0.30	---	---
1,2-dibromoethane	Grid 104	<0.10	<0.10	---	---
Perchloroethylene	Grid 104	<0.10	<0.10	---	---
Carbon tetrachloride	Grid 104	<0.18	<0.18	---	---
Toluene	Grid 104	<0.14	<0.14	---	---
1,1,1-trichloroethane	Grid 104	<0.10	<0.10	---	---
Trichloroethene	Grid 104	<0.10	<0.10	---	---
Chloroform	Grid 104	<0.10	<0.10	---	---
Vinyl chloride	Grid 104	<0.10	<0.10	---	---
m+p-xylenes	Grid 104	<0.12	<0.12	---	---
o-xylene	Grid 104	<0.12	<0.12	---	---

Three Tedlar bag samples, laboratory numbers 20156-(5-7), were analyzed for SCAQMD Rule 1150.1 components, methane, and total gaseous non-methane organics (TGNMO). Agreement between repeat analyses is a measure of precision and is shown above in the column "% RPD". The average % RPD for 3 repeat measurements from three Tedlar bag samples is 3.8%.



TABLE 3

CHAIN OF CUSTODY RECORD

Client/Project Name	Project Location	ANALYSES
Chiquita Canyon Landfill	Valencia	

Project No.	Field Logbook No.
1150 1	—

Sampler: (Print)	(Signature)	No. Of Containers
Stephen Boucher	Steph Bl	3

Sample No./ Identification	Date	Time	Lab Sample Number	Type of Sample	Methane	TVHHC	TAL			Remarks
Grid 104	1-14-26	1030-1055	20156-5	10 L Bag Fill	X	X	X			
Grid 95	1-14-26	0900-0925	-6	10 L Bag Fill	X	X	X			
Grid 88	1-14-26	0925-0950	-7	10 L Bag Fill	X	X	X			

Relinquished by: (Signature)	Date	Time	Received by: (Signature)	Date	Time
	1-15-26	0654			
Relinquished by: (Signature)	Date	Time	Received by: (Signature)	Date	Time
Relinquished by: (Signature)	Date	Time	Received for Laboratory: (Signature)	Date	Time
				1/15/26	6:54
Sample Disposal Method:	Disposed of by: (Signature)			Date	Time

Sample Collector	Analytical Laboratory
RES Environmental Inc. 865 Via Lata • Colton, California 92324 (909) 422-1001 Fax (909) 422-0707	Atmaa

TABLE 3

AtmAA Inc
5107 Douglas Fir Rd., Calabasas, CA 91302 • (818) 223-3277
specialized air assessment laboratory
atmaa.com

LABORATORY ANALYSIS REPORT

SCAQMD Rule 1150.1 Components Analysis in Integrated Surface Tedlar Bag Samples

Report Date: February 2, 2026
Client: Waste Connections
Project Location: Chiquita Canyon Landfill
Project No.: 1150.1
Date Received: January 20, 2026
Date Analyzed: January 20-21, 2026

AtmAA Lab No.	20206-9	20206-10	20206-11	20206-12	20206-13
Sample I.D.	ISS Grid 186	ISS Grid 185	ISS Grid 193	ISS Grid 179	ISS Grid 172
Components	*(Concentration in ppmv)*				
Methane	64.9	67.9	74.0	66.5	88.6
Ethane	<1	<1	<1	<1	<1
TGNMO	1.06	1.07	1.07	1.04	1.06
	(Concentration in ppbv)				
Hydrogen sulfide	<30	<30	<30	<30	<30
Benzene	0.96	5.98	1.24	4.40	10.00
Benzyl chloride	<0.20	<0.20	<0.20	<0.20	<0.20
Chlorobenzene	<0.15	<0.15	<0.15	<0.15	<0.15
Dichlorobenzenes*	<0.30	<0.30	<0.30	<0.30	<0.30
1,1-dichloroethane	<0.15	<0.15	<0.15	<0.15	<0.15
1,2-dichloroethane	<0.15	<0.15	<0.15	<0.15	<0.15
1,1-dichloroethylene	<0.15	<0.15	<0.15	<0.15	<0.15
Dichloromethane	<0.30	<0.30	<0.30	<0.30	<0.30
1,2-dibromoethane	<0.10	<0.10	<0.10	<0.10	<0.10
Perchloroethylene	<0.10	<0.10	<0.10	<0.10	<0.10
Carbon tetrachloride	<0.18	<0.18	<0.18	<0.18	<0.18
Toluene	0.15	0.28	0.19	0.28	0.52
1,1,1-trichloroethane	<0.10	<0.10	<0.10	<0.10	<0.10
Trichloroethene	<0.10	<0.10	<0.10	<0.10	<0.10
Chloroform	<0.10	<0.10	<0.10	<0.10	<0.10
Vinyl chloride	<0.10	<0.10	<0.10	<0.10	<0.10
m+p-xylenes	<0.12	<0.12	<0.12	<0.12	<0.12
o-xylene	<0.12	<0.12	<0.12	<0.12	<0.12

Methane, ethane, and total gaseous non-methane organics (TGNMO) were measured by flame ionization detection/total combustion analysis (FID/TCA) Method 25
Ethane is reported as ppmvC
TGNMO is total gaseous non-methane, non-ethane organics reported as ppmvC
Toxic air contaminants (TAC) compounds were analyzed by GC/MS, EPA TO-15
Hydrogen sulfide was analyzed by SCD/GC, SCAQMD 307.91
** total amount containing meta, para, and ortho isomers*

Brian W. Fung
Laboratory Director

TABLE 3

QUALITY ASSURANCE SUMMARY
(Repeat Analyses)

Project Location: Chiquita Canyon Landfill
Date Received: January 20, 2026
Date Analyzed: January 20-21, 2026

Components	Sample ID	Repeat Analysis Run #1	Repeat Analysis Run #2	Mean Conc.	% RPD
		(Concentration in ppmv)			
Methane	Grid 186	64.9	64.9	64.9	0.00
Ethane	Grid 186	<1	<1	---	---
TGNMO	Grid 186	1.06	1.06	1.06	0.00
		(Concentration in ppbv)			
Hydrogen sulfide	Grid 186	<30	<30	---	---
Benzene	Grid 186	0.93	0.99	0.96	6.2
Benzyl chloride	Grid 186	<0.20	<0.20	---	---
Chlorobenzene	Grid 186	<0.15	<0.15	---	---
Dichlorobenzenes	Grid 186	<0.30	<0.30	---	---
1,1-dichloroethane	Grid 186	<0.15	<0.15	---	---
1,2-dichloroethane	Grid 186	<0.15	<0.15	---	---
1,1-dichloroethylene	Grid 186	<0.15	<0.15	---	---
Dichloromethane	Grid 186	<0.30	<0.30	---	---
1,2-dibromoethane	Grid 186	<0.10	<0.10	---	---
Perchloroethylene	Grid 186	<0.10	<0.10	---	---
Carbon tetrachloride	Grid 186	<0.18	<0.18	---	---
Toluene	Grid 186	0.15	0.14	0.15	6.9
1,1,1-trichloroethane	Grid 186	<0.10	<0.10	---	---
Trichloroethene	Grid 186	<0.10	<0.10	---	---
Chloroform	Grid 186	<0.10	<0.10	---	---
Vinyl chloride	Grid 186	<0.10	<0.10	---	---
m+p-xylenes	Grid 186	<0.12	<0.12	---	---
o-xylene	Grid 186	<0.12	<0.12	---	---

Five Tedlar bag samples, laboratory numbers 20206-(9-13), were analyzed for SCAQMD Rule 1150.1 components, methane, and total gaseous non-methane organics (TGNMO). Agreement between repeat analyses is a measure of precision and is shown above in the column "% RPD". The average % RPD for 4 repeat measurements from five Tedlar bag samples is 3.3%.



CHAIN OF CUSTODY RECORD

Client/Project Name	Project Location	ANALYSES
Chiquita Canyon Landfill	Valencia	
Project No. 1150.1	**Field Logbook No.**	
Sampler: (Print) Stephen Borchers	**(Signature)**	**No. Of Containers** 5

Sample No./ Identification	Date	Time	Lab Sample Number	Type of Sample	Methane	TNMHC	TAC			Remarks
Grid 186	1-19-26	0715-0740	20206-9	10 L Bag	X	X	X			
Grid 185		0740-0905	-10	10 L Bag	X	X	X			
Grid 193		0740-0905	-11	10 L Bag	X	X	X			
Grid 174		0830-0955	-12	10 L Bag	X	X	X			
Grid 172	↓	0830-0855	-13	10 L Bag	X	X	X			

	Date	Time		Date	Time
Relinquished by: (Signature) Stephen Borchers	1-20-26	0724	**Received by: (Signature)**		
Relinquished by: (Signature)			**Received by: (Signature)**		
Relinquished by: (Signature)			**Received for Laboratory: (Signature)**	1/30/26	7:24
Sample Disposal Method:			**Disposed of by: (Signature)**		

Sample Collector

RES Environmental Inc.
865 Via Lata • Colton, California 92324
(909) 422-1001 Fax (909) 422-0707

Analytical Laboratory

Atmaa

TABLE 3

TABLE 3

AtmAA Inc
5107 Douglas Fir Rd., Calabasas, CA 91302 • (818) 223-3277
specialized air assessment laboratory
atmaa.com

LABORATORY ANALYSIS REPORT

SCAQMD Rule 1150.1 Components Analysis in Integrated Surface Tedlar Bag Samples

Report Date: February 9, 2026
Client: Waste Connections
Project Location: Chiquita Canyon Landfill
Project No: 1150.1
Date Received: January 22, 2026
Date Analyzed: January 22-23, 2026

AtmAA Lab No. Sample I.D.	20226-3 ISS Grid 37	20226-4 ISS Grid 60	20226-5 ISS Grid 61	20226-6 ISS Grid 97
Components	*(Concentration in ppmv)*			
Methane	20.4	14.4	62.1	27.1
Ethane	<1	<1	<1	<1
TGNMO	1.03	1.04	1.08	1.06
	(Concentration in ppbv)			
Hydrogen sulfide	<30	<30	<30	<30
Benzene	0.14	0.14	0.10	0.10
Benzyl chloride	<0.20	<0.20	<0.20	<0.20
Chlorobenzene	<0.15	<0.15	<0.15	<0.15
Dichlorobenzenes*	<0.30	<0.30	<0.30	<0.30
1,1-dichloroethane	<0.15	<0.15	<0.15	<0.15
1,2-dichloroethane	<0.15	<0.15	<0.15	<0.15
1,1-dichloroethylene	<0.15	<0.15	<0.15	<0.15
Dichloromethane	<0.30	<0.30	<0.30	<0.30
1,2-dibromoethane	<0.10	<0.10	<0.10	<0.10
Perchloroethylene	<0.10	<0.10	<0.10	<0.10
Carbon tetrachloride	<0.18	<0.18	<0.18	<0.18
Toluene	<0.14	<0.14	<0.14	<0.14
1,1,1-trichloroethane	<0.10	<0.10	<0.10	<0.10
Trichloroethene	<0.10	<0.10	<0.10	<0.10
Chloroform	<0.10	<0.10	<0.10	<0.10
Vinyl chloride	<0.10	<0.10	<0.10	<0.10
m+p-xylenes	<0.12	<0.12	<0.12	<0.12
o-xylene	<0.12	<0.12	<0.12	<0.12

Methane, ethane, and total gaseous non-methane organics (TGNMO) were measured by flame ionization detection/total combustion analysis (FID/TCA) Method 25
Ethane is reported as ppmvC
TGNMO is total gaseous non-methane, non-ethane organics reported as ppmvC
Toxic air contaminants (TAC) compounds were analyzed by GC/MS, EPA TO-15
Hydrogen sulfide was analyzed by SCD/GC, SCAQMD 307.91
** total amount containing meta, para, and ortho isomers*

Brian W. Fung
Laboratory Director

TABLE 3

QUALITY ASSURANCE SUMMARY
(Repeat Analyses)

Project Location: Chiquita Canyon Landfill
Date Received: January 22, 2026
Date Analyzed: January 22-23, 2026

Components	Sample ID	Repeat Analysis Run #1	Repeat Analysis Run #2	Mean Conc.	% RPD
		(Concentration in ppmv)			
Methane	Grid 37	20.4	20.3	20.4	0.49
Ethane	Grid 37	<1	<1	---	---
TGNMO	Grid 37	1.03	1.03	1.03	0.00
		(Concentration in ppbv)			
Hydrogen sulfide	Grid 37	<30	<30	---	---
Benzene	Grid 37	0.14	0.13	0.14	7.4
Benzyl chloride	Grid 37	<0.20	<0.20	---	---
Chlorobenzene	Grid 37	<0.15	<0.15	---	---
Dichlorobenzenes	Grid 37	<0.30	<0.30	---	---
1,1-dichloroethane	Grid 37	<0.15	<0.15	---	---
1,2-dichloroethane	Grid 37	<0.15	<0.15	---	---
1,1-dichloroethylene	Grid 37	<0.15	<0.15	---	---
Dichloromethane	Grid 37	<0.30	<0.30	---	---
1,2-dibromoethane	Grid 37	<0.10	<0.10	---	---
Perchloroethylene	Grid 37	<0.10	<0.10	---	---
Carbon tetrachloride	Grid 37	<0.18	<0.18	---	---
Toluene	Grid 37	<0.14	<0.14	---	---
1,1,1-trichloroethane	Grid 37	<0.10	<0.10	---	---
Trichloroethene	Grid 37	<0.10	<0.10	---	---
Chloroform	Grid 37	<0.10	<0.10	---	---
Vinyl chloride	Grid 37	<0.10	<0.10	---	---
m+p-xylenes	Grid 37	<0.12	<0.12	---	---
o-xylene	Grid 37	<0.12	<0.12	---	---

Four Tedlar bag samples, laboratory numbers 20226-(3-6), were analyzed for SCAQMD Rule 1150.1 components, methane, and total gaseous non-methane organics (TGNMO). Agreement between repeat analyses is a measure of precision and is shown above in the column "% RPD". The average % RPD for 3 repeat measurements from five Tedlar bag samples is 2.6%.



TABLE 3

CHAIN OF CUSTODY RECORD

Client/Project Name	Project Location
Chiquita Canyon Landfill	Valencia
Project No.	**Field Logbook No.**
1150.1	—
Sampler: (Print)	**(Signature)**
Stephen Barbiers	Stephen Barbiers

No. Of Containers: 4

ANALYSES

Sample No./ Identification	Date	Time	Lab Sample Number	Type of Sample	Methane	TVHC	TNC			Remarks
Grid 37	1-21-26	0855-0920	20226-3	10L Bag ESS	X	X	X			
Grid 60	1-21-26	0855-0920	-4	10L Bag ESS	X	X	X			
Grid 61	1-21-26	0920-0945	-5	10L Bag ESS	X	X	X			
Grid 97	1-21-26	0945-1010	-6	10L Bag ESS	X	X	X			

Relinquished by: (Signature)	Date	Time	Received by: (Signature)	Date	Time
Stephen Barbiers	1-22-26	0910			
Relinquished by: (Signature)	**Date**	**Time**	**Received by: (Signature)**	**Date**	**Time**
Relinquished by: (Signature)	**Date**	**Time**	**Received for Laboratory: (Signature)**	**Date**	**Time**
			[signature]	1/22/26	9:10
Sample Disposal Method:	**Disposed of by: (Signature)**			**Date**	**Time**

Sample Collector

RES Environmental Inc.
865 Via Lata • Colton, California 92324
(909) 422-1001 Fax (909) 422-0707

Analytical Laboratory

Atmaa

TABLE 3

AtmAA Inc
5107 Douglas Fir Rd., Calabasas, CA 91302 • (818) 223-3277
specialized air assessment laboratory
atmaa.com

LABORATORY ANALYSIS REPORT

SCAQMD Rule 1150.1 Components Analysis in Integrated Surface Tedlar Bag Samples

Report Date: February 9, 2026
Client: Waste Connections
Project Location: Chiquita Canyon Landfill
Project No.: 1150.1
Date Received: January 23, 2026
Date Analyzed: January 23-25, 2026

AtmAA Lab No.	20236-1	20236-2	20236-3
Sample I.D.	ISS Grid 233	ISS Grid 241	ISS Grid 240
Components	*(Concentration in ppmv)*		
Methane	25.3	34.3	41.8
Ethane	<1	<1	<1
TGNMO	1.05	1.01	1.02
	(Concentration in ppbv)		
Hydrogen sulfide	<30	<30	<30
Benzene	0.22	0.49	0.59
Benzyl chloride	<0.20	<0.20	<0.20
Chlorobenzene	<0.15	<0.15	<0.15
Dichlorobenzenes*	<0.30	<0.30	<0.30
1,1-dichloroethane	<0.15	<0.15	<0.15
1,2-dichloroethane	<0.15	<0.15	<0.15
1,1-dichloroethylene	<0.15	<0.15	<0.15
Dichloromethane	<0.30	<0.30	<0.30
1,2-dibromoethane	<0.10	<0.10	<0.10
Perchloroethylene	<0.10	<0.10	<0.10
Carbon tetrachloride	<0.18	<0.18	<0.18
Toluene	0.37	0.36	0.25
1,1,1-trichloroethane	<0.10	<0.10	<0.10
Trichloroethene	<0.10	<0.10	<0.10
Chloroform	<0.10	<0.10	<0.10
Vinyl chloride	<0.10	<0.10	<0.10
m+p-xylenes	0.14	0.13	<0.12
o-xylene	<0.12	<0.12	<0.12

Methane, ethane, and total gaseous non-methane organics (TGNMO) were measured by flame ionization detection/total combustion analysis (FID/TCA) Method 25
Ethane is reported as ppmvC
TGNMO is total gaseous non-methane, non-ethane organics reported as ppmvC
Toxic air contaminants (TAC) compounds were analyzed by GC/MS, EPA TO-15
Hydrogen sulfide was analyzed by SCD/GC, SCAQMD 307.91
** total amount containing meta, para, and ortho isomers*

Brian W. Fung
Laboratory Director

TABLE 3

QUALITY ASSURANCE SUMMARY
(Repeat Analyses)

Project Location: Chiquita Canyon Landfill
Date Received: January 23, 2026
Date Analyzed: January 23-25, 2026

Components	Sample ID	Repeat Analysis Run #1	Repeat Analysis Run #2	Mean Conc	% RPD
		(Concentration in ppmv)			
Methane	Grid 233	25.4	25.1	25.3	1.2
Ethane	Grid 233	<1	<1	---	---
TGNMO	Grid 233	1.05	1.05	1.05	0.00
		(Concentration in ppbv)			
Hydrogen sulfide	Grid 233	<30	<30	---	---
Benzene	Grid 233	0.21	0.22	0.22	4.7
Benzyl chloride	Grid 233	<0.20	<0.20	---	---
Chlorobenzene	Grid 233	<0.15	<0.15	---	---
Dichlorobenzenes	Grid 233	<0.30	<0.30	---	---
1,1-dichloroethane	Grid 233	<0.15	<0.15	---	---
1,2-dichloroethane	Grid 233	<0.15	<0.15	---	---
1,1-dichloroethylene	Grid 233	<0.15	<0.15	---	---
Dichloromethane	Grid 233	<0.30	<0.30	---	---
1,2-dibromoethane	Grid 233	<0.10	<0.10	---	---
Perchloroethylene	Grid 233	<0.10	<0.10	---	---
Carbon tetrachloride	Grid 233	<0.18	<0.18	---	---
Toluene	Grid 233	0.38	0.35	0.37	5.4
1,1,1-trichloroethane	Grid 233	<0.10	<0.10	---	---
Trichloroethene	Grid 233	<0.10	<0.10	---	---
Chloroform	Grid 233	<0.10	<0.10	---	---
Vinyl chloride	Grid 233	<0.10	<0.10	---	---
m+p-xylenes	Grid 233	0.14	0.13	0.14	7.4
o-xylene	Grid 233	<0.12	<0.12	---	---

Three Tedlar bag samples, laboratory numbers 20236-(1-3), were analyzed for SCAQMD Rule 1150.1 components: methane, and total gaseous non-methane organics (TGNMO). Agreement between repeat analyses is a measure of precision and is shown above in the column "% RPD". The average % RPD for 5 repeat measurements from three Tedlar bag samples is 3.7%.

TABLE 3

CHAIN OF CUSTODY RECORD

Client/Project Name	Project Location
Chiquita Canyon Landfill	Valencia

Project No.	Field Logbook No.
1150.1	—

Sampler: (Print)	(Signature)	No. Of Containers
Stephen Borchers	Stephen Borchers	3

ANALYSES

Sample No./ Identification	Date	Time	Lab Sample Number	Type of Sample	Methane	TNMHC	TAC			Remarks
Grid 233	1-22-26	0830-0855	20236-1	10 L Bag ISS	X	X	X			
Grid 241	1-22-26	0830-0855	-2	10 L Bag ISS	X	X	X			
Grid 240	1-22-26	0855-0920	-3	10 L Bag ISS	X	X	X			

Relinquished by: (Signature)	Date	Time	Received by: (Signature)	Date	Time
Stephen Borchers	1-23-26	0654			
Relinquished by: (Signature)	Date	Time	Received by: (Signature)	Date	Time
Relinquished by: (Signature)	Date	Time	Received for Laboratory: (Signature)	Date	Time
			[signature]	1/23/26	6:54

Sample Disposal Method:	Disposed of by: (Signature)	Date	Time

Sample Collector	Analytical Laboratory
RES Environmental Inc. 865 Via Lata • Colton, California 92324 (909) 422-1001 Fax (909) 422-0707	Atmaa

TABLE 3

AtmAA Inc
5107 Douglas Fir Rd., Calabasas, CA 91302 • (818) 223-3277
specialized air assessment laboratory
atmaa.com

LABORATORY ANALYSIS REPORT

SCAQMD Rule 1150 1 Components Analysis Tedlar Bag Sample

Report Date February 20, 2026
Client Waste Connetions
Project Name Chiquita Canyon Landfill
Project No 1150 1
Date Received Februray 5, 2026
Date Analyzed February 5-6, 2026

AtmAA Lab No	20366-1
Sample I D	ISS Grid 83
Components	*(Concentration in ppmv)*
Methane	15.9
Ethane	<1
TGNMO	1.07
	(Concentration in ppbv)
Hydrogen sulfide	<30
Benzene	0.25
Benzyl chloride	<0.20
Chlorobenzene	<0.15
Dichlorobenzenes*	<0.30
1,1-dichloroethane	<0.15
1,2-dichloroethane	<0.15
1,1-dichloroethylene	<0.15
Dichloromethane	<0.30
1,2-dibromoethane	<0.10
Perchloroethylene	<0.10
Carbon tetrachloride	<0.18
Toluene	0.32
1,1,1-trichloroethane	<0.10
Trichloroethene	<0.10
Chloroform	<0.10
Vinyl chloride	<0.10
m+p-xylenes	0.21
o-xylene	<0.12

Methane, ethane and total gaseous non-methane organics (TGNMO) were measured by flame ionization detection/total combustion analysis (FID/TCA) Method 25
Ethane and TGNMO are reported as ppmvC
Toxic air contaminants (TAC) compounds were analyzed by GC/MS, EPA TO-15
Hydrogen sulfide was analyzed by SCD/GC, SCAQMD 307 91
** total amount containing meta, para, and ortho isomers*

Brian W. Fung
Laboratory Director

TABLE 3

QUALITY ASSURANCE SUMMARY
(Repeat Analyses)

Project Name: Chiquita Canyon Landfill
Date Received: Februray 5, 2026
Date Analyzed: February 5-6, 2026

Components	Sample ID	Repeat Analysis Run #1	Repeat Analysis Run #2	Mean Conc.	% RPD
		(Concentration in ppmv)			
Methane	Grid 83	15.8	15.9	15.9	0.63
Ethane	Grid 83	<1	<1	---	---
TGNMO	Grid 83	1.05	1.08	1.07	2.8
		(Concentration in ppbv)			
Hydrogen sulfide	Grid 83	<30	<30	---	---
Benzene	Grid 83	0.24	0.26	0.25	8.00
Benzyl chloride	Grid 83	<0.20	<0.20	---	---
Chlorobenzene	Grid 83	<0.15	<0.15	---	---
Dichlorobenzenes	Grid 83	<0.30	<0.30	---	---
1,1-dichloroethane	Grid 83	<0.15	<0.15	---	---
1,2-dichloroethane	Grid 83	<0.15	<0.15	---	---
1,1-dichloroethylene	Grid 83	<0.15	<0.15	---	---
Dichloromethane	Grid 83	<0.30	<0.30	---	---
1,2-dibromoethane	Grid 83	<0.10	<0.10	---	---
Perchloroethylene	Grid 83	<0.10	<0.10	---	---
Carbon tetrachloride	Grid 83	<0.18	<0.18	---	---
Toluene	Grid 83	0.31	0.32	0.32	3.2
1,1,1-trichloroethane	Grid 83	<0.10	<0.10	---	---
Trichloroethene	Grid 83	<0.10	<0.10	---	---
Chloroform	Grid 83	<0.10	<0.10	---	---
Vinyl chloride	Grid 83	<0.10	<0.10	---	---
m+p-xylenes	Grid 83	0.22	0.19	0.21	15
o-xylene	Grid 83	<0.12	<0.12	---	---

One Tedlar bag sample, laboratory number 20366-1, was analyzed for SCAQMD Rule 1150.1 components, methane, and total gaseous non-methane organics (TGNMO). Agreement between repeat analyses is a measure of precision and is shown above in the column "% RPD". The average % RPD for 3 repeat measurements from one Tedlar bag sample is 1.7%.



CHAIN OF CUSTODY RECORD

Client/Project Name	Project Location	ANALYSES
Chiquita Canyon Landfill	Valencia	
Project No. 1150.1	**Field Logbook No.**	
Sampler: (Print) Stephen Brashers **(Signature)**	**No. Of Containers** 1	

Sample No./ Identification	Date	Time	Lab Sample Number	Type of Sample	Methane	TVMHC	TAC			Remarks
Grid 83	2-4-26	0855-0920	20366-1	10L Bag ESS	X	X	X			

Relinquished by: (Signature)	Date	Time	Received by: (Signature)	Date	Time
Stephen Brashers	2-5-26	0837			
Relinquished by: (Signature)	**Date**	**Time**	**Received by: (Signature)**	**Date**	**Time**
Relinquished by: (Signature)	**Date**	**Time**	**Received for Laboratory: (Signature)**	**Date**	**Time**
			BZ	2/5/26	8:37
Sample Disposal Method:	**Disposed of by: (Signature)**			**Date**	**Time**

Sample Collector

RES Environmental Inc.
865 Via Lata • Colton, California 92324
(909) 422-1001 Fax (909) 422-0707

Analytical Laboratory

Atmaa

TABLE 3

TABLE 3

AtmAA Inc
5107 Douglas Fir Rd , Calabasas, CA 91302 • (818) 223-3277
specialized air assessment laboratory
atmaa.com

LABORATORY ANALYSIS REPORT

SCAQMD Rule 1150.1 Components Analysis Tedlar Bag Sample

Report Date: February 23, 2026
Client: Waste Connections
Project Name: Chiquita Canyon Landfill
Project No.: 1150.1
Date Received: February 6, 2026
Date Analyzed: February 6-9, 2026

	AtmAA Lab No.: 20376-1 Sample I.D.: ISS Grid 205
Components	*(Concentration in ppmv)*
Methane	28.6
Ethane	<1
TGNMO	1.03
	(Concentration in ppbv)
Hydrogen sulfide	<30
Benzene	0.55
Benzyl chloride	<0.20
Chlorobenzene	<0.15
Dichlorobenzenes*	<0.30
1,1-dichloroethane	<0.15
1,2-dichloroethane	<0.15
1,1-dichloroethylene	<0.15
Dichloromethane	<0.30
1,2-dibromoethane	<0.10
Perchloroethylene	<0.10
Carbon tetrachloride	<0.18
Toluene	0.29
1,1,1-trichloroethane	<0.10
Trichloroethene	<0.10
Chloroform	<0.10
Vinyl chloride	<0.10
m+p-xylenes	0.14
o-xylene	<0.12

Methane, ethane, and total gaseous non-methane organics (TGNMO) were measured by flame ionization detection/total combustion analysis (FID/TCA) Method 25
Ethane and TGNMO are reported as ppmvC
Toxic air contaminants (TAC) compounds were analyzed by GC/MS, EPA TO-15
Hydrogen sulfide was analyzed by SCD/GC, SCAQMD 307.91
** total amount containing meta, para, and ortho isomers*

Brian W. Fung
Laboratory Director

TABLE 3

QUALITY ASSURANCE SUMMARY
(Repeat Analyses)

Project Name: Chiquita Canyon Landfill
Date Received: February 6, 2026
Date Analyzed: February 6-9, 2026

Components	Sample ID	Repeat Analysis Run #1	Repeat Analysis Run #2	Mean Conc.	% RPD
		(Concentration in ppmv)			
Methane	Grid 205	28.7	28.5	28.6	0.70
Ethane	Grid 205	<1	<1	---	---
TGNMO	Grid 205	1.03	1.02	1.03	0.98
		(Concentration in ppbv)			
Hydrogen sulfide	Grid 205	<30	<30	---	---
Benzene	Grid 205	0.56	0.54	0.55	3.6
Benzyl chloride	Grid 205	<0.20	<0.20	---	---
Chlorobenzene	Grid 205	<0.15	<0.15	---	---
Dichlorobenzenes	Grid 205	<0.30	<0.30	---	---
1,1-dichloroethane	Grid 205	<0.15	<0.15	---	---
1,2-dichloroethane	Grid 205	<0.15	<0.15	---	---
1,1-dichloroethylene	Grid 205	<0.15	<0.15	---	---
Dichloromethane	Grid 205	<0.30	<0.30	---	---
1,2-dibromoethane	Grid 205	<0.10	<0.10	---	---
Perchloroethylene	Grid 205	<0.10	<0.10	---	---
Carbon tetrachloride	Grid 205	<0.18	<0.18	---	---
Toluene	Grid 205	0.29	0.28	0.29	3.5
1,1,1-trichloroethane	Grid 205	<0.10	<0.10	---	---
Trichloroethene	Grid 205	<0.10	<0.10	---	---
Chloroform	Grid 205	<0.10	<0.10	---	---
Vinyl chloride	Grid 205	<0.10	<0.10	---	---
m+p-xylenes	Grid 205	0.14	0.13	0.14	7.4
o-xylene	Grid 205	<0.12	<0.12	---	---

One Tedlar bag sample, laboratory number 20376-1, was analyzed for SCAQMD Rule 1150.1 components, methane, and total gaseous non-methane organics (TGNMO). Agreement between repeat analyses is a measure of precision and is shown above in the column "% RPD". The average % RPD from one Tedlar bag sample is 3.2%.



CHAIN OF CUSTODY RECORD

Client/Project Name	Project Location	ANALYSES
Chiquita Canyon Landfill	Valencia	
Project No.	**Field Logbook No.**	
1150.1		
Sampler: (Print)	**(Signature)**	**No. Of Containers**
Stephen Borchers		1

Sample No./ Identification	Date	Time	Lab Sample Number	Type of Sample	Methane	TNMHC	TAL			Remarks
Grid 205	2-5-26	0945-0910	20376-1	10 L Bag ISS	x	x	x			

Relinquished by: (Signature)	Date	Time	Received by: (Signature)	Date	Time
	2-6-26	0653			
Relinquished by: (Signature)	**Date**	**Time**	**Received by: (Signature)**	**Date**	**Time**
Relinquished by: (Signature)	**Date**	**Time**	**Received for Laboratory: (Signature)**	**Date**	**Time**
				2/6/26	6'53
Sample Disposal Method:	**Disposed of by: (Signature)**			**Date**	**Time**

Sample Collector

RES Environmental Inc.
865 Via Lata • Colton, California 92324
(909) 422-1001 Fax (909) 422-0707

Analytical Laboratory

Atmaa

TABLE 3

AtmAA Inc
5107 Douglas Fir Rd., Calabasas, CA 91302 • (818) 223-3277
specialized air assessment laboratory
atmaa.com

LABORATORY ANALYSIS REPORT

SCAQMD Rule 1150 1 Components Analysis in Integrated Surface Tedlar Bag Samples

Report Date: February 24, 2026
Client: Waste Connections
Project Name: Chiquita Canyon Landfill
Project No.: 1150.1
Date Received: February 10, 2026
Date Analyzed: February 10, 2026

AtmAA Lab No.	20416-1	20416-2	20416-3
Sample I.D.	ISS Grid 82	ISS Grid 83	ISS Grid 155
Components	*(Concentration in ppmv)*		
Methane	57.0	91.4	47.1
Ethane	<1	<1	<1
TGNMO	1.07	1.08	1.08
	(Concentration in ppbv)		
Hydrogen sulfide	33	32	47
Benzene	0.27	0.12	0.20
Benzyl chloride	<0.20	<0.20	<0.20
Chlorobenzene	<0.15	<0.15	<0.15
Dichlorobenzenes*	<0.30	<0.30	<0.30
1,1-dichloroethane	<0.15	<0.15	<0.15
1,2-dichloroethane	<0.15	<0.15	<0.15
1,1-dichloroethylene	<0.15	<0.15	<0.15
Dichloromethane	<0.30	0.42	<0.30
1,2-dibromoethane	<0.10	<0.10	<0.10
Perchloroethylene	<0.10	<0.10	<0.10
Carbon tetrachloride	<0.18	<0.18	<0.18
Toluene	0.48	0.23	0.31
1,1,1-trichloroethane	<0.10	<0.10	<0.10
Trichloroethene	<0.10	<0.10	<0.10
Chloroform	<0.10	<0.10	<0.10
Vinyl chloride	<0.10	<0.10	<0.10
m+p-xylenes	0.15	<0.12	<0.12
o-xylene	<0.12	<0.12	<0.12

Methane, ethane, and total gaseous non-methane organics (TGNMO) were measured by flame ionization detection/total combustion analysis (FID/TCA) Method 25
Ethane is reported as ppmvC
TGNMO is total gaseous non-methane, non-ethane organics reported as ppmvC
Toxic air contaminants (TAC) compounds were analyzed by GC/MS. EPA TO-15
Hydrogen sulfide was analyzed by SCD/GC. SCAQMD 307.91
** total amount containing meta, para, and ortho isomers*

Brian W. Fung
Laboratory Director

TABLE 3

QUALITY ASSURANCE SUMMARY
(Repeat Analyses)

Project Name: Chiquita Canyon Landfill
Date Received: February 10, 2026
Date Analyzed: February 10, 2026

Components	Sample ID	Repeat Analysis Run #1	Repeat Analysis Run #2	Mean Conc.	% RPD
		(Concentration in ppmv)			
Methane	Grid 82	57.1	56.9	57.0	0.35
Ethane	Grid 82	<1	<1	---	---
TGNMO	Grid 82	1.06	1.08	1.07	1.9
		(Concentration in ppbv)			
Hydrogen sulfide	Grid 82	33	33	33	0.00
Benzene	Grid 82	0.28	0.26	0.27	7.4
Benzyl chloride	Grid 82	<0.20	<0.20	---	---
Chlorobenzene	Grid 82	<0.15	<0.15	---	---
Dichlorobenzenes	Grid 82	<0.30	<0.30	---	---
1,1-dichloroethane	Grid 82	<0.15	<0.15	---	---
1,2-dichloroethane	Grid 82	<0.15	<0.15	---	---
1,1-dichloroethylene	Grid 82	<0.15	<0.15	---	---
Dichloromethane	Grid 82	<0.30	<0.30	---	---
1,2-dibromoethane	Grid 82	<0.10	<0.10	---	---
Perchloroethylene	Grid 82	<0.10	<0.10	---	---
Carbon tetrachloride	Grid 82	<0.18	<0.18	---	---
Toluene	Grid 82	0.50	0.46	0.48	8.3
1,1,1-trichloroethane	Grid 82	<0.10	<0.10	---	---
Trichloroethene	Grid 82	<0.10	<0.10	---	---
Chloroform	Grid 82	<0.10	<0.10	---	---
Vinyl chloride	Grid 82	<0.10	<0.10	---	---
m+p-xylenes	Grid 82	0.16	0.14	0.15	13
o-xylene	Grid 82	<0.12	<0.12	---	---

Three Tedlar bag samples, laboratory numbers 20416-(1-3), were analyzed for SCAQMD Rule 1150.1 components, methane, and total gaseous non-methane organics (TGNMO). Agreement between repeat analyses is a measure of precision and is shown above in the column "% RPD". The average % RPD from three Tedlar bag samples is 5.2%.



CHAIN OF CUSTODY RECORD

Client/Project Name	Project Location	ANALYSES
Chiquita Canyon Landf. II	Valencia	
Project No. 1150.1	**Field Logbook No.** —	
Sampler: (Print) Stephen Borchers **(Signature)**	**No. Of Containers** 3	

Sample No./ Identification	Date	Time	Lab Sample Number	Type of Sample	Methane	TVMHC	TAC			Remarks
Grid 92	2-9-26	1035-1100	20416-1	10L Bag ESS	X	X	X			
Grid 93	2-9-26	1100-1125	-2	10L Bag ESS	X	X	X			
Grid 155	2-9-26	1125-1150	-3	10L Bag ESS	X	X	X			

Relinquished by: (Signature)	**Date** 2-10-26	**Time** 0714	**Received by: (Signature)**	**Date**	**Time**
Relinquished by: (Signature)	**Date**	**Time**	**Received by: (Signature)**	**Date**	**Time**
Relinquished by: (Signature)	**Date**	**Time**	**Received for Laboratory: (Signature)**	**Date** 2/10/26	**Time** 7:14
Sample Disposal Method:	**Disposed of by: (Signature)**			**Date**	**Time**

Sample Collector

RES Environmental Inc.
865 Via Lata • Colton, California 92324
(909) 422-1001 Fax (909) 422-0707

Analytical Laboratory

Atmaa

TABLE 3

TABLE 3

AtmAA Inc
5107 Douglas Fir Rd., Calabasas, CA 91302 • (818) 223-3277
specialized air assessment laboratory
atmaa.com

LABORATORY ANALYSIS REPORT

SCAQMD Rule 1150.1 Components Analysis in Integrated Surface Tedlar Bag Samples

Report Date: March 10, 2026
Client: Waste Connections
Project Name: Chiquita Canyon Landfill
Project Location: Valencia, CA
Project No.: 1150.1
Date Received: February 24, 2026
Date Analyzed: February 24-25, 2026

AtmAA Lab No.:	20556-28	20556-29
Sample I.D.:	ISS Grid 30	ISS Grid 175
Components	*(Concentration in ppmv)*	
Methane	24.6	27.7
Ethane	<1	<1
TGNMO	1.08	1.08
	(Concentration in ppbv)	
Hydrogen sulfide	<30	<30
Benzene	0.22	12.40
Benzyl chloride	<0.18	<0.18
Chlorobenzene	<0.15	<0.15
Dichlorobenzenes*	<0.25	<0.25
1,1-dichloroethane	<0.15	<0.15
1,2-dichloroethane	<0.15	<0.15
1,1-dichloroethylene	<0.15	<0.15
Dichloromethane	<0.30	<0.30
1,2-dibromoethane	<0.10	<0.10
Perchloroethylene	<0.10	<0.10
Carbon tetrachloride	<0.16	<0.16
Toluene	0.28	1.01
1,1,1-trichloroethane	<0.10	<0.10
Trichloroethene	<0.10	<0.10
Chloroform	<0.10	<0.10
Vinyl chloride	<0.10	<0.10
m+p-xylenes	0.14	0.21
o-xylene	<0.12	<0.12

Methane, ethane, and total gaseous non-methane organics (TGNMO) were measured by flame ionization detection/total combustion analysis (FID/TCA) Method 25
Ethane and TGNMO are reported as ppmvC
Toxic air contaminants (TAC) compounds were analyzed by GC/MS, EPA TO-15
Hydrogen sulfide was analyzed by SCD/GC, SCAQMD 307.91
** total amount containing meta, para, and ortho isomers*

Brian W. Fung
Laboratory Director

TABLE 3

QUALITY ASSURANCE SUMMARY
(Repeat Analyses)

Project Name: Chiquita Canyon Landfill
Date Received: February 24, 2026
Date Analyzed: February 24-25, 2026

Components	Sample ID	Repeat Analysis Run #1	Repeat Analysis Run #2	Mean Conc.	% RPD
		(Concentration in ppmv)			
Methane	Grid 30	24.6	24.6	24.6	0.00
Ethane	Grid 30	<1	<1	---	---
TGNMO	Grid 30	1.07	1.08	1.08	0.93
		(Concentration in ppbv)			
Hydrogen sulfide	Grid 30	<30	<30	---	---
Benzene	Grid 30	0.21	0.22	0.22	4.7
Benzyl chloride	Grid 30	<0.18	<0.18	---	---
Chlorobenzene	Grid 30	<0.15	<0.15	---	---
Dichlorobenzenes	Grid 30	<0.25	<0.25	---	---
1,1-dichloroethane	Grid 30	<0.15	<0.15	---	---
1,2-dichloroethane	Grid 30	<0.15	<0.15	---	---
1,1-dichloroethylene	Grid 30	<0.15	<0.15	---	---
Dichloromethane	Grid 30	<0.30	<0.30	---	---
1,2-dibromoethane	Grid 30	<0.10	<0.10	---	---
Perchloroethylene	Grid 30	<0.10	<0.10	---	---
Carbon tetrachloride	Grid 30	<0.16	<0.16	---	---
Toluene	Grid 30	0.27	0.28	0.28	3.6
1,1,1-trichloroethane	Grid 30	<0.10	<0.10	---	---
Trichloroethene	Grid 30	<0.10	<0.10	---	---
Chloroform	Grid 30	<0.10	<0.10	---	---
Vinyl chloride	Grid 30	<0.10	<0.10	---	---
m+p-xylenes	Grid 30	0.15	0.13	0.14	14
o-xylene	Grid 30	<0.12	<0.12	---	---

Two Tedlar bag samples, laboratory numbers 20556-(28-29), were analyzed for SCAQMD Rule 1150.1 components, methane, and total gaseous non-methane organics (TGNMO). Agreement between repeat analyses is a measure of precision and is shown above in the column "% RPD". The average % RPD from two Tedlar bag samples is 4.7%.



TABLE 3

CHAIN OF CUSTODY RECORD

Client/Project Name	Project Location
Chiquita Canyon Landfill	Valencia

Project No.	Field Logbook No.
1150.1	—

Sampler: (Print)	(Signature)	No. Of Containers
Stephen Borchers	[signature]	2

ANALYSES

Sample No./ Identification	Date	Time	Lab Sample Number	Type of Sample	Methane	TNMHC	TAC			Remarks
Grid 30	2-23-26	1130-1155	20556-28	10 L Bag ISS	X	X	X			
Grid 175	2-23-26	0900-0925	-29	10 L Bag ISS	X	X	X			

Relinquished by: (Signature)	Date	Time	Received by: (Signature)	Date	Time
[signature]	2-24-26	1018			
Relinquished by: (Signature)	Date	Time	Received by: (Signature)	Date	Time
Relinquished by: (Signature)	Date	Time	Received for Laboratory: (Signature) [signature]	Date 2/24/26	Time 10:18
Sample Disposal Method:	Disposed of by: (Signature)			Date	Time

Sample Collector	Analytical Laboratory
RES Environmental Inc. 865 Via Lata • Colton, California 92324 (909) 422-1001 Fax (909) 422-0707	Atmaa

TABLE 3

AtmAA Inc
5107 Douglas Fir Rd., Calabasas, CA 91302 • (818) 223-3277
specialized air assessment laboratory
atmaa.com

LABORATORY ANALYSIS REPORT

SCAQMD Rule 1150.1 Components Analysis in Integrated Surface Tedlar Bag Samples

Report Date: March 17, 2026
Client: Waste Connections
Project Name: Chiquita Canyon Landfill
Project Location: Valencia, CA
Project No.: 1150.1
Date Received: March 4, 2026
Date Analyzed: March 4, 2026

AtmAA Lab No.:	20636-2	20636-3
Sample I.D.:	ISS Grid 210	ISS Grid 215
Components	*(Concentration in ppmv)*	
Methane	38.1	20.0
Ethane	<1	<1
TGNMO	1.03	1.05
	(Concentration in ppbv)	
Hydrogen sulfide	<30	<30
Benzene	0.22	0.22
Benzyl chloride	<0.18	<0.18
Chlorobenzene	<0.15	<0.15
Dichlorobenzenes*	<0.25	<0.25
1,1-dichloroethane	<0.15	<0.15
1,2-dichloroethane	<0.15	<0.15
1,1-dichloroethylene	<0.15	<0.15
Dichloromethane	<0.30	<0.30
1,2-dibromoethane	<0.10	<0.10
Perchloroethylene	<0.10	<0.10
Carbon tetrachloride	<0.16	<0.16
Toluene	0.26	0.22
1,1,1-trichloroethane	<0.10	<0.10
Trichloroethene	<0.10	<0.10
Chloroform	<0.10	<0.10
Vinyl chloride	<0.10	<0.10
m+p-xylenes	<0.12	<0.12
o-xylene	<0.12	<0.12

Methane, ethane, and total gaseous non-methane organics (TGNMO) were measured by flame ionization detection/total combustion analysis (FID/TCA) Method 25
Ethane and TGNMO are reported as ppmvC
Toxic air contaminants (TAC) compounds were analyzed by GC/MS, EPA TO-15
Hydrogen sulfide was analyzed by SCD/GC, SCAQMD 307.91
** total amount containing meta, para, and ortho isomers*

Brian W. Fung
Laboratory Director

TABLE 3

QUALITY ASSURANCE SUMMARY
(Repeat Analyses)

Project Name: Chiquita Canyon Landfill
Date Received: March 4, 2026
Date Analyzed: March 4, 2026

Components	Sample ID	Repeat Analysis Run #1	Repeat Analysis Run #2	Mean Conc.	% RPD
		(Concentration in ppmv)			
Methane	Grid 210	38.1	38.1	38.1	0.00
Ethane	Grid 210	<1	<1	---	---
TGNMO	Grid 210	1.03	1.02	1.03	0.98
		(Concentration in ppbv)			
Hydrogen sulfide	Grid 210	<30	<30	---	---
Benzene	Grid 210	0.22	0.22	0.22	0.00
Benzyl chloride	Grid 210	<0.18	<0.18	---	---
Chlorobenzene	Grid 210	<0.15	<0.15	---	---
Dichlorobenzenes	Grid 210	<0.25	<0.25	---	---
1,1-dichloroethane	Grid 210	<0.15	<0.15	---	---
1,2-dichloroethane	Grid 210	<0.15	<0.15	---	---
1,1-dichloroethylene	Grid 210	<0.15	<0.15	---	---
Dichloromethane	Grid 210	<0.30	<0.30	---	---
1,2-dibromoethane	Grid 210	<0.10	<0.10	---	---
Perchloroethylene	Grid 210	<0.10	<0.10	---	---
Carbon tetrachloride	Grid 210	<0.16	<0.16	---	---
Toluene	Grid 210	0.24	0.28	0.26	15
1,1,1-trichloroethane	Grid 210	<0.10	<0.10	---	---
Trichloroethene	Grid 210	<0.10	<0.10	---	---
Chloroform	Grid 210	<0.10	<0.10	---	---
Vinyl chloride	Grid 210	<0.10	<0.10	---	---
m+p-xylenes	Grid 210	<0.12	<0.12	---	---
o-xylene	Grid 210	<0.12	<0.12	---	---

Two Tedlar bag samples, laboratory numbers 20636-(2-3), were analyzed for SCAQMD Rule 1150.1 components, methane, and total gaseous non-methane organics (TGNMO). Agreement between repeat analyses is a measure of precision and is shown above in the column "% RPD". The average % RPD from two Tedlar bag samples is 4.1%.



TABLE 3

CHAIN OF CUSTODY RECORD

Client/Project Name	Project Location	ANALYSES
Chiquita Canyon Landfill	Valencia.	
Project No. 1150.1	**Field Logbook No.**	
Sampler: (Print) Stephen Sanchez **(Signature)**	**No. Of Containers** 2	

Sample No./ Identification	Date	Time	Lab Sample Number	Type of Sample	Methane	TNMNEC	TAC			Remarks
Grid 210	3-3-26	0810-0835	206360-2	10 L Bag ESS	X	X	X			
Grid 215	3-3-26	1040-1105	-3	10 L Bag ESS	X	X	X			

	Date	Time		Date	Time
Relinquished by: (Signature)	3-4-26	0737	Received by: (Signature)		
Relinquished by: (Signature)			Received by: (Signature)		
Relinquished by: (Signature)			Received for Laboratory: (Signature)	3/4/26	7:37
Sample Disposal Method:			Disposed of by: (Signature)	Date	Time

Sample Collector

RES Environmental Inc.
865 Via Lata • Colton, California 92324
(909) 422-1001 Fax (909) 422-0707

Analytical Laboratory

Atmaa

TABLE 3

AtmAA Inc.
5107 Douglas Fir Rd . Calabasas, CA 91302 • (818) 223-3277
specialized air assessment laboratory
atmaa.com

LABORATORY ANALYSIS REPORT

SCAQMD Rule 1150.1 Components Analysis Tedlar Bag Sample

Report Date: March 18, 2026
Client: Waste Connections
Project Name: Chiquita Canyon Landfill
Project No.: 1150.1
Date Received: March 10, 2026
Date Analyzed: March 10-11, 2026

	AtmAA Lab No.:	20696-26
	Sample I.D.:	ISS Grid 203
Components		*(Concentration in ppmv)*
Methane		17.8
Ethane		<1
TGNMO		1.02
		(Concentration in ppbv)
Hydrogen sulfide		<30
Benzene		39.4
Benzyl chloride		<0.18
Chlorobenzene		<0.15
Dichlorobenzenes*		<0.25
1,1-dichloroethane		<0.15
1,2-dichloroethane		<0.15
1,1-dichloroethylene		<0.15
Dichloromethane		<0.30
1,2-dibromoethane		<0.10
Perchloroethylene		<0.10
Carbon tetrachloride		<0.16
Toluene		2.62
1,1,1-trichloroethane		<0.10
Trichloroethene		<0.10
Chloroform		<0.10
Vinyl chloride		<0.10
m+p-xylenes		0.32
o-xylene		<0.12

Methane, ethane, and total gaseous non-methane organics (TGNMO) were measured by flame ionization detection/total combustion analysis (FID/TCA) Method 25
Ethane and TGNMO are reported as ppmvC
Toxic air contaminants (TAC) compounds were analyzed by GC/MS EPA TO-15
Hydrogen sulfide was analyzed by SCD/GC SCAQMD 307 91
** total amount containing meta, para, and ortho isomers*

Brian W. Fung
Laboratory Director

TABLE 3

QUALITY ASSURANCE SUMMARY
(Repeat Analyses)

Project Name: Chiquita Canyon Landfill
Date Received: March 10, 2026
Date Analyzed: March 10-11, 2026

Components	Sample ID	Repeat Analysis Run #1	Repeat Analysis Run #2	Mean Conc.	% RPD
		(Concentration in ppmv)			
Methane	Grid 203	17.8	17.8	17.8	0.00
Ethane	Grid 203	<1	<1	---	---
TGNMO	Grid 203	1.02	1.02	1.02	0.00
		(Concentration in ppbv)			
Hydrogen sulfide	Grid 203	<30	<30	---	---
Benzene	Grid 203	39.6	39.1	39.4	1.3
Benzyl chloride	Grid 203	<0.18	<0.18	---	---
Chlorobenzene	Grid 203	<0.15	<0.15	---	---
Dichlorobenzenes	Grid 203	<0.25	<0.25	---	---
1,1-dichloroethane	Grid 203	<0.15	<0.15	---	---
1,2-dichloroethane	Grid 203	<0.15	<0.15	---	---
1,1-dichloroethylene	Grid 203	<0.15	<0.15	---	---
Dichloromethane	Grid 203	<0.30	<0.30	---	---
1,2-dibromoethane	Grid 203	<0.10	<0.10	---	---
Perchloroethylene	Grid 203	<0.10	<0.10	---	---
Carbon tetrachloride	Grid 203	<0.16	<0.16	---	---
Toluene	Grid 203	2.69	2.54	2.62	5.7
1,1,1-trichloroethane	Grid 203	<0.10	<0.10	---	---
Trichloroethene	Grid 203	<0.10	<0.10	---	---
Chloroform	Grid 203	<0.10	<0.10	---	---
Vinyl chloride	Grid 203	<0.10	<0.10	---	---
m+p-xylenes	Grid 203	0.30	0.34	0.32	13
o-xylene	Grid 203	<0.12	<0.12	---	---

One Tedlar bag sample, laboratory number 20696-26, was analyzed for SCAQMD Rule 1150.1 components, methane, and total gaseous non-methane organics (TGNMO). Agreement between repeat analyses is a measure of precision and is shown above in the column "% RPD". The average % RPD from one Tedlar bag sample is 3.9%.



TABLE 3

CHAIN OF CUSTODY RECORD

Client/Project Name	Project Location	ANALYSES
Chiquita Canyon Landfill	Valencia	
Project No. 1150.1	**Field Logbook No.**	
Sampler: (Print) Stephen Borchers **(Signature)**	**No. Of Containers** 1	

Sample No./ Identification	Date	Time	Lab Sample Number	Type of Sample	Methane	TVH/IIC	TAC			Remarks
Grid 203	3-9-26	1015-1040	206956-26	10 L Bag ESC	X	X	X			

Relinquished by: (Signature)	**Date** 3-10-26	**Time** 12:20	**Received by: (Signature)**	**Date**	**Time**
Relinquished by: (Signature)	**Date**	**Time**	**Received by: (Signature)**	**Date**	**Time**
Relinquished by: (Signature)	**Date**	**Time**	**Received for Laboratory: (Signature)**	**Date** 3.10.26	**Time** 12:20
Sample Disposal Method:	**Disposed of by: (Signature)**			**Date**	**Time**

Sample Collector

RES Environmental Inc.
865 Via Lata • Colton, California 92324
(909) 422-1001 Fax (909) 422-0707

Analytical Laboratory

Atmaa

TABLE 3

AtmAA Inc
5107 Douglas Fir Rd., Calabasas, CA 91302 • (818) 223-3277
specialized air assessment laboratory
atmaa.com

LABORATORY ANALYSIS REPORT

SCAQMD Rule 1150 1 Components Analysis Tedlar Bag Sample

Report Date: March 18, 2026
Client: Waste Connections
Project Name: Chiquita Canyon Landfill
Project No.: 1150 1
Date Received: March 11, 2026
Date Analyzed: March 11-12, 2026

AtmAA Lab No.	20706-3
Sample I.D.	ISS Grid 207
Components	*(Concentration in ppmv)*
Methane	2.32
Ethane	<1
TGNMO	1.05
	(Concentration in ppbv)
Hydrogen sulfide	<30
Benzene	0.38
Benzyl chloride	<0.18
Chlorobenzene	<0.15
Dichlorobenzenes*	<0.25
1,1-dichloroethane	<0.15
1,2-dichloroethane	<0.15
1,1-dichloroethylene	<0.15
Dichloromethane	<0.30
1,2-dibromoethane	<0.10
Perchloroethylene	<0.10
Carbon tetrachloride	<0.16
Toluene	0.22
1,1,1-trichloroethane	<0.10
Trichloroethene	<0.10
Chloroform	<0.10
Vinyl chloride	<0.10
m+p-xylenes	<0.12
o-xylene	<0.12

Methane, ethane, and total gaseous non-methane organics (TGNMO) were measured by flame ionization detection/total combustion analysis (FID/TCA) Method 25
Ethane and TGNMO are reported as ppmvC
Toxic air contaminants (TAC) compounds were analyzed by GC/MS EPA TO-15
Hydrogen sulfide was analyzed by SCD/GC SCAQMD 307 91
**Total amount containing meta, para, and ortho isomers*

Brian W. Fung
Laboratory Director

TABLE 3

QUALITY ASSURANCE SUMMARY
(Repeat Analyses)

Project Name: Chiquita Canyon Landfill
Date Received: March 11, 2026
Date Analyzed: March 11-12, 2026

Components	Sample ID	Repeat Analysis Run #1	Repeat Analysis Run #2	Mean Conc.	% RPD
		(Concentration in ppmv)			
Methane	Grid 207	2.32	2.32	2.32	0.00
Ethane	Grid 207	<1	<1	---	---
TGNMO	Grid 207	1.04	1.05	1.05	0.96
		(Concentration in ppbv)			
Hydrogen sulfide	Grid 207	<30	<30	---	---
Benzene	Grid 207	0.39	0.37	0.38	5.3
Benzyl chloride	Grid 207	<0.18	<0.18	---	---
Chlorobenzene	Grid 207	<0.15	<0.15	---	---
Dichlorobenzenes	Grid 207	<0.25	<0.25	---	---
1,1-dichloroethane	Grid 207	<0.15	<0.15	---	---
1,2-dichloroethane	Grid 207	<0.15	<0.15	---	---
1,1-dichloroethylene	Grid 207	<0.15	<0.15	---	---
Dichloromethane	Grid 207	<0.30	<0.30	---	---
1,2-dibromoethane	Grid 207	<0.10	<0.10	---	---
Perchloroethylene	Grid 207	<0.10	<0.10	---	---
Carbon tetrachloride	Grid 207	<0.16	<0.16	---	---
Toluene	Grid 207	0.22	0.21	0.22	4.7
1,1,1-trichloroethane	Grid 207	<0.10	<0.10	---	---
Trichloroethene	Grid 207	<0.10	<0.10	---	---
Chloroform	Grid 207	<0.10	<0.10	---	---
Vinyl chloride	Grid 207	<0.10	<0.10	---	---
m+p-xylenes	Grid 207	<0.12	<0.12	---	---
o-xylene	Grid 207	<0.12	<0.12	---	---

One Tedlar bag sample, laboratory number 20706-3, was analyzed for SCAQMD Rule 1150.1 components, methane, and total gaseous non-methane organics (TGNMO). Agreement between repeat analyses is a measure of precision and is shown above in the column "% RPD". The average % RPD from one Tedlar bag sample is 2.7%.



TABLE 3

CHAIN OF CUSTODY RECORD

Client/Project Name	Project Location
Chiquita Canyon Landfill	Valencia

Project No.	Field Logbook No.
1150.1	—

Sampler: (Print)	(Signature)	No. Of Containers
Stephen Borchers.	[signature]	1

ANALYSES

Sample No./ Identification	Date	Time	Lab Sample Number	Type of Sample	Methane	TNMHC	TAC			Remarks
Grid 207	3-10-26	1050-1115	20706-3	10L Bag Iss	x	x	x			

Relinquished by: (Signature)	Date	Time	Received by: (Signature)	Date	Time
[signature]	3-11-26	0655			
Relinquished by: (Signature)	Date	Time	Received by: (Signature)	Date	Time
Relinquished by: (Signature)	Date	Time	Received for Laboratory: (Signature)	Date	Time
			[signature]	3/11/26	6.55

Sample Disposal Method:	Disposed of by: (Signature)	Date	Time

Sample Collector	Analytical Laboratory
RES Environmental Inc. 865 Via Lata • Colton, California 92324 (909) 422-1001 Fax (909) 422-0707	Atman

TABLE 3

AtmAA Inc.
5107 Douglas Fir Rd., Calabasas, CA 91302 • (818) 223-3277
specialized air assessment laboratory
atmaa.com

LABORATORY ANALYSIS REPORT

SCAQMD Rule 1150.1 Components Analysis in Integrated Surface Tedlar Bag Samples

Report Date: March 31, 2026
Client: Waste Connections
Project Name: Chiquita Canyon Landfill
Project Location: Valencia
Project No: 1150.1
Date Received: March 17, 2026
Date Analyzed: March 17-19, 2026

AtmAA Lab No.	20766-1	20766-2
Sample I.D.	ISS Grid 78	ISS Grid 173
Components	*(Concentration in ppmv)*	
Methane	48.1	44.0
Ethane	<1	<1
TGNMO	1.07	1.05
	(Concentration in ppbv)	
Hydrogen sulfide	<30	<30
Benzene	0.46	4.05
Benzyl chloride	<0.18	<0.18
Chlorobenzene	<0.15	<0.15
Dichlorobenzenes*	<0.25	<0.25
1,1-dichloroethane	<0.15	<0.15
1,2-dichloroethane	<0.15	<0.15
1,1-dichloroethylene	<0.15	<0.15
Dichloromethane	<0.30	<0.30
1,2-dibromoethane	<0.10	<0.10
Perchloroethylene	<0.10	<0.10
Carbon tetrachloride	<0.16	<0.16
Toluene	1.29	1.24
1,1,1-trichloroethane	<0.10	<0.10
Trichloroethene	<0.10	<0.10
Chloroform	<0.10	<0.10
Vinyl chloride	<0.10	<0.10
m+p-xylenes	0.64	0.67
o-xylene	0.24	0.23

Methane, ethane, and total gaseous non-methane organics (TGNMO) were measured by flame ionization detection/total combustion analysis (FID/TCA) Method 25
Ethane and TGNMO are reported as ppmvC
Toxic air contaminants (TAC) compounds were analyzed by GC/MS, EPA TO-15
Hydrogen sulfide was analyzed by SCD/GC, SCAQMD 307.91
** total amount containing meta, para, and ortho isomers*

Brian W. Fung
Laboratory Director

TABLE 3

CHAIN OF CUSTODY RECORD

Client/Project Name	Project Location	ANALYSES
Chiquita Canyon Landfill	Valencia	
Project No.	**Field Logbook No.**	
1150.1		
Sampler: (Print)	**(Signature)**	**No. Of Containers**
Stephen Borchers		2

Sample No./ Identification	Date	Time	Lab Sample Number	Type of Sample	Methane	TNMHC	TAC			Remarks
Grid 78	3-16-26	0935-0940	20766-1	10 L Bag ISS	X	X	X			
Grid 173	3-16-26	0935-0900	-2	10 L Bag ISS	X	X	X			

	Date	Time		Date	Time
Relinquished by: (Signature)	3-17-26	0806	**Received by: (Signature)**		
Relinquished by: (Signature)			**Received by: (Signature)**		
Relinquished by: (Signature)			**Received for Laboratory: (Signature)**	3/17/26	8:06
Sample Disposal Method:			**Disposed of by: (Signature)**		

Sample Collector

RES Environmental Inc.
865 Via Lata • Colton, California 92324
(909) 422-1001 Fax (909) 422-0707

Analytical Laboratory

Atmaa

TABLE 4

Ambient Air Sampling Results

TABLE 4

AtmAA Inc.
5107 Douglas Fir Rd., Calabasas, CA 91302 • (818) 223-3277
specialized air assessment laboratory
atmaa.com

LABORATORY ANALYSIS REPORT

SCAQMD Rule 1150.1 Components Analysis in Ambient Air Tedlar Bag Samples

Report Date: March 10, 2026
Client: Waste Connections
Project Name: Chiquita Canyon Landfill
Date Received: February 27, 2026
Date Analyzed: February 27-28, 2026

AtmAA Lab No.:	20586-1	20586-2	20586-3	20586-4
Sample I.D.:	Ambient Air AA-1	Ambient Air AA-2	Ambient Air AA-3	Ambient Air AA-4
Components	*(Concentration in ppmv)*			
Methane	1.90	2.45	4.62	1.71
Ethane	<1	<1	<1	<1
TGNMO	1.04	1.01	1.06	1.05
	(Concentration in ppbv)			
Hydrogen sulfide	<30	<30	<30	<30
Benzene	0.13	0.11	0.12	<0.08
Benzyl chloride	<0.18	<0.18	<0.18	<0.18
Chlorobenzene	<0.15	<0.15	<0.15	<0.15
Dichlorobenzenes*	<0.25	<0.25	<0.25	<0.25
1,1-dichloroethane	<0.15	<0.15	<0.15	<0.15
1,2-dichloroethane	<0.15	<0.15	<0.15	<0.15
1,1-dichloroethylene	<0.15	<0.15	<0.15	<0.15
Dichloromethane	<0.30	<0.30	<0.30	<0.30
1,2-dibromoethane	<0.10	<0.10	<0.10	<0.10
Perchloroethylene	<0.10	<0.10	<0.10	<0.10
Carbon tetrachloride	<0.16	<0.16	<0.16	<0.16
Toluene	0.23	0.20	0.18	<0.13
1,1,1-trichloroethane	<0.10	<0.10	<0.10	<0.10
Trichloroethene	<0.10	<0.10	<0.10	<0.10
Chloroform	<0.10	<0.10	<0.10	<0.10
Vinyl chloride	<0.10	<0.10	<0.10	<0.10
m+p-xylenes	<0.12	<0.12	<0.12	<0.12
o-xylene	<0.12	<0.12	<0.12	<0.12

Methane, ethane, and total gaseous non-methane organics (TGNMO) were measured by flame ionization detection/total combustion analysis (FID/TCA) Method 25
Ethane is reported as ppmvC
TGNMO is total gaseous non-methane, non-ethane organics reported as ppmvC
Toxic air contaminants (TAC) compounds were analyzed by GC/MS, EPA TO-15
Hydrogen sulfide was analyzed by SCD/GC, SCAQMD 307.91
** total amount containing meta, para, and ortho isomers*

Brian W. Fung
Laboratory Director

TABLE 4

QUALITY ASSURANCE SUMMARY
(Repeat Analyses)

Project Name: Chiquita Canyon Landfill
Date Received: February 27, 2026
Date Analyzed: February 27-28, 2026

Components	Sample ID	Repeat Analysis Run #1	Repeat Analysis Run #2	Mean Conc.	% RPD
		(Concentration in ppmv)			
Methane	AA-1	1.91	1.89	1.90	1.1
Ethane	AA-1	<1	<1	---	---
TGNMO	AA-1	1.05	1.03	1.04	1.9
		(Concentration in ppbv)			
Hydrogen sulfide	AA-1	<30	<30	---	---
Benzene	AA-1	0.13	0.13	0.13	0.00
Benzyl chloride	AA-1	<0.18	<0.18	---	---
Chlorobenzene	AA-1	<0.15	<0.15	---	---
Dichlorobenzenes	AA-1	<0.25	<0.25	---	---
1,1-dichloroethane	AA-1	<0.15	<0.15	---	---
1,2-dichloroethane	AA-1	<0.15	<0.15	---	---
1,1-dichloroethylene	AA-1	<0.15	<0.15	---	---
Dichloromethane	AA-1	<0.30	<0.30	---	---
1,2-dibromoethane	AA-1	<0.10	<0.10	---	---
Perchloroethylene	AA-1	<0.10	<0.10	---	---
Carbon tetrachloride	AA-1	<0.16	<0.16	---	---
Toluene	AA-1	0.23	0.23	0.23	0.00
1,1,1-trichloroethane	AA-1	<0.10	<0.10	---	---
Trichloroethene	AA-1	<0.10	<0.10	---	---
Chloroform	AA-1	<0.10	<0.10	---	---
Vinyl chloride	AA-1	<0.10	<0.10	---	---
m+p-xylenes	AA-1	<0.12	<0.12	---	---
o-xylene	AA-1	<0.12	<0.12	---	---

Four Tedlar bag samples, laboratory numbers 20586-(1-4), were analyzed for SCAQMD Rule 1150.1 components, methane, and total gaseous non-methane organics (TGNMO). Agreement between repeat analyses is a measure of precision and is shown above in the column "% RPD". The average % RPD from four Tedlar bag samples is 0.74%.



TABLE 4

CHAIN OF CUSTODY RECORD

Client/Project Name	Project Location	ANALYSES
Chiquita Canyon Landfill	Valencia, CA	
Project No.	**Field Logbook No.**	
Sampler: (Print) Charles Roberts	**(Signature)** C Rob	**No. Of Containers** 4

Sample No./ Identification	Date	Time	Lab Sample Number	Type of Sample	TOC	TAC				Remarks
AA-1	2-25-26	0900 - 2100	20566-1	Ambient Air	X	X				
AA-2	2-25-26	0900 - 2100	-2	↓	X	X				
AA-3	2-25/26-26	2100 - 0900	-3	↓	X	X				
AA-4	2-25/26-26	2100 - 0900	-4	↓	X	X				

Relinquished by: (Signature)	Date	Time	Received by: (Signature)	Date	Time
C Rob	2-27-26	0700			
Relinquished by: (Signature)	**Date**	**Time**	**Received by: (Signature)**	**Date**	**Time**
Relinquished by: (Signature)	**Date**	**Time**	**Received for Laboratory: (Signature)**	**Date**	**Time**
			B Eng	2/27/26	7:00
Sample Disposal Method:	**Disposed of by: (Signature)**			**Date**	**Time**

Sample Collector

RES Environmental Inc.
865 Via Lata • Colton, California 92324
(909) 422-1001 Fax (909) 422-0707

Analytical Laboratory

ATMAA Inc.

TABLE 5

One Day Ambient Air Wind Rose

TABLE 5

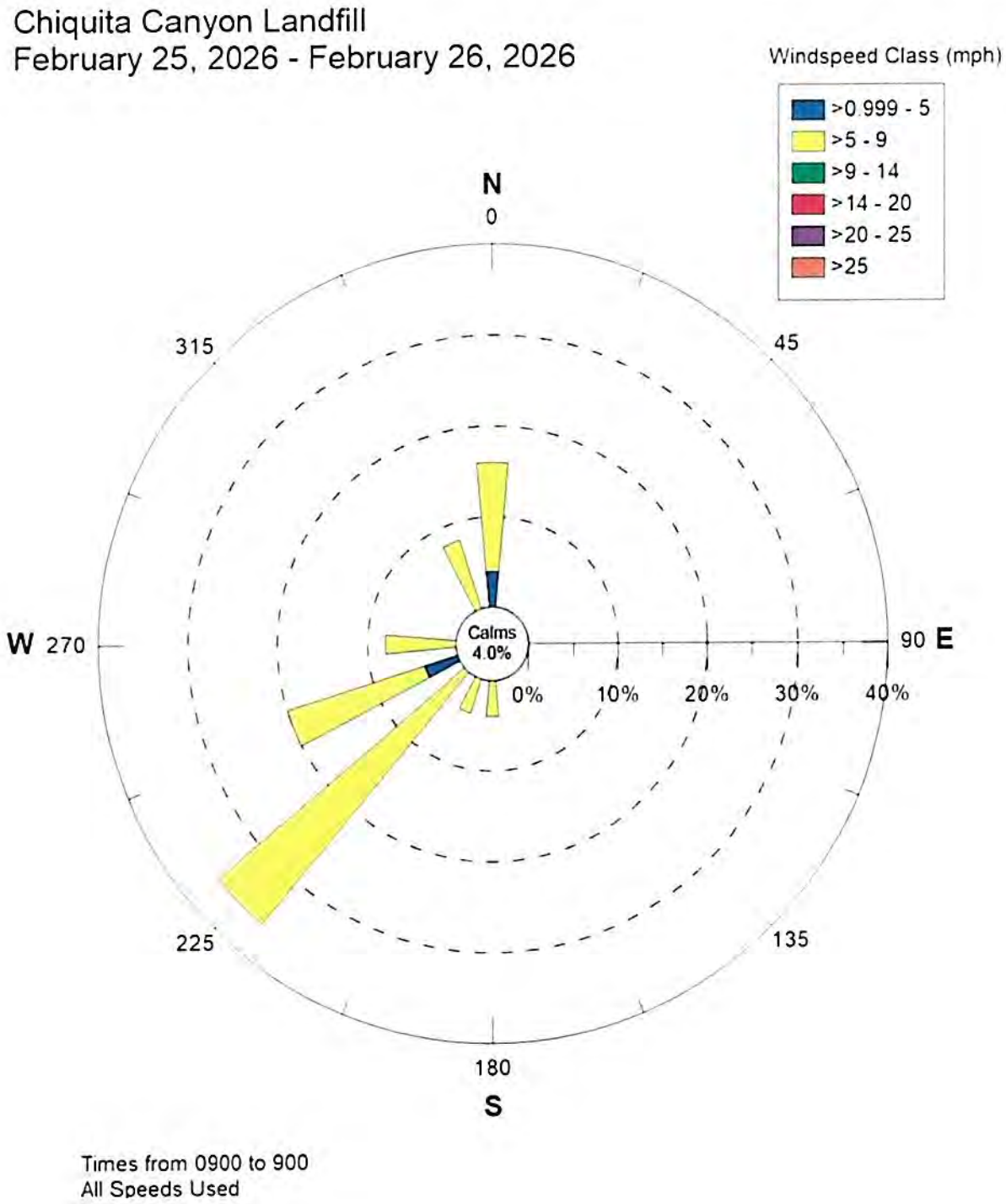
Chiquita Canyon Landfill
February 25, 2026 - February 26, 2026
Windspeed Class (mph)
>0.999 - 5
>5 - 9
>9 - 14
>14 - 20
>20 - 25
>25
N
0
45
90 E
135
180
S
225
270 W
315
Calms
4.0%
0%
10%
20%
30%
40%
Times from 0900 to 900
All Speeds Used

Chiquita Canyon Landfill

Wind Direction in Degrees and Wind Speed in MPH for FEBRUARY 25 to 26, 2026

HOUR	01		02		03		04		05		06		07		08		09		10		11		12		13	
DAY	DDD	VV.V	DDD	VV.V	DDD	VV.V	DDD	VV.V	DDD	VV.V	DDD	VV.V	DDD	VV.V	DDD	VV.V	DDD	VV.V	DDD	VV.V	DDD	VV.V	DDD	VV.V	DDD	VV.V
01																										
02																										
03																										
04																										
05																										
06																										
07																										
08																										
09																										
10																										
11																										
12																										
13																										
14																										
15																										
16																										
17																										
18																										
19																										
20																										
21																										
22																										
23																										
24																										
25																	245	06.0	247	06.0	262	05.1	236	07.7	262	08.5
26	355	06.0	329	05.1	343	07.7	230	07.7	221	08.5	250	08.5	223	05.1	229	06.0	187	08.5								
27																										
28																										
MEAN	355	06.0	329	05.1	343	07.7	230	07.7	221	08.5	250	08.5	223	05.1	229	06.0	216	07.3	247	06.0	262	05.1	236	07.7	262	08.5
MX SPD	355	06.0	329	05.1	343	07.7	230	07.7	221	08.5	250	08.5	223	05.1	229	06.0	187	08.5	247	06.0	262	05.1	236	07.7	262	08.5
MN SPD	355	06.0	329	05.1	343	07.7	230	07.7	221	08.5	250	08.5	223	05.1	229	06.0	245	06.0	247	06.0	262	05.1	236	07.7	262	08.5

DAILY MEANS REQUIRE 75% VALID DATA
MISSING DATA DENOTED BY BLANKS

DDD = Direction from which the wind is blowing, in degrees
VV.V = Wind Speed in MPH

TABLE 5

Wind Direction in Degrees and Wind Speed in MPH for: FEBRUARY 25 to 26, 2020 PAGE 2

HOUR	14	15	16	17	18	19	20	21	22	23	24	MEAN	MX SPD	MX SPD
DAY	DDD VV.V	DDD VV.V	DDD VV.V	DDD VV.V	DDD VV.V	DDD VV.V	DDD VV.V	DDD VV.V	DDD VV.V	DDD VV.V	DDD VV.V	DDD VV.V	DDD VV.V	DDD VV.V
01														
02														
03														
04														
05														
06														
07														
08														
09														
10														
11														
12														
13														
14														
15														
16														
17														
18														
19														
20														
21														
22														
23														
24														
25	222 06.8	209 08.5	229 08.5	216 08.5	223 08.4	243 02.5	243 00.9	258 05.1	350 04.3	354 05.1			262 08.5	243 00.9
26											355 07.7		221 08.5	209 08.5
27														
28														
MEAN	222 06.8	209 08.5	229 08.5	216 08.5	223 08.4	243 02.5	243 00.9	258 05.1	350 04.3	354 05.1	355 07.7	253 06.5		
MX SPD	222 06.8	209 08.5	229 08.5	216 08.5	223 08.4	243 02.5	243 00.9	258 05.1	350 04.3	354 05.1	355 07.7		262 08.5	
MN SPD	222 06.8	209 08.5	229 08.5	216 08.5	223 08.4	243 02.5	243 00.9	258 05.1	350 04.3	354 05.1	355 07.7			243 00.9

POSSIBLE NUMBER OF OBSERVATIONS = 25 TOTAL NUMBER OF OBSERVATIONS = 25 DATA RECOVERY RATE = 100%

MONTHLY MEAN = 253 06.5 MAXIMUM WIND SPEED WAS 8.5MPH AT 262DEGREES ON 2/25 AT 1300

DAILY MEANS REQUIRE 75% VALID DATA
MISSING DATA DENOTED BY BLANKS

DDD = Direction from which the wind is blowing, in degrees
VV.V = Wind Speed in MPH

TABLE 5

Chiquita Canyon Landfill
Joint Frequency Distribution
Times from 0900 to 900, All Speeds Used, All Stabilities Used

Wind Direction	Wind Speed (MPH) 1-5	5.1-9	9.1-14	14.1-20	20.1-25	Over 25	Total	Avg Speed
N	4.0	12.0	.0	.0	.0	.0	16.0	5.7
NNE	.0	.0	.0	.0	.0	.0	.0	.0
NE	.0	.0	.0	.0	.0	.0	.0	.0
ENE	.0	.0	.0	.0	.0	.0	.0	.0
E	.0	.0	.0	.0	.0	.0	.0	.0
ESE	.0	.0	.0	.0	.0	.0	.0	.0
SE	.0	.0	.0	.0	.0	.0	.0	.0
SSE	.0	.0	.0	.0	.0	.0	.0	.0
S	.0	4.0	.0	.0	.0	.0	4.0	8.5
SSW	.0	4.0	.0	.0	.0	.0	4.0	8.5
SW	.0	36.0	.0	.0	.0	.0	36.0	7.5
WSW	4.0	16.0	.0	.0	.0	.0	20.0	5.8
W	.0	8.0	.0	.0	.0	.0	8.0	6.8
WNW	.0	.0	.0	.0	.0	.0	.0	.0
NW	.0	.0	.0	.0	.0	.0	.0	.0
NNW	.0	8.0	.0	.0	.0	.0	8.0	6.4
Calm							4.0	
Total	8.0	88.0	.0	.0	.0	.0	100.0	6.7

Data spans February 25, 2026 at 900 to February 26, 2026 at 900 (25 valid cases)

TABLE 6

Landfill Gas Sampling Results

TABLE 6

AtmAA Inc.
5107 Douglas Fir Rd., Calabasas, CA 91302 • (818) 223-3277
specialized air assessment laboratory
atmaa.com

LABORATORY ANALYSIS REPORT

SCAQMD Rule 1150.1 Components Analysis in Landfill Gas Tedlar Bag Sample

Report Date: April 9, 2026
Client: Waste Connections
Project Name: Chiquita Canyon Landfill
Project No.: 1150.1
Date Received: March 25, 2026
Date Analyzed: March 25-26, 2026

AtmAA Lab No.:	20846-1
Sample I.D.:	Raw Gas Flare 1
Components	*(Concentration in %,v)*
Nitrogen	23.17
Oxygen	4.65
Methane	33.49
Carbon dioxide	37.65
	(Concentration in ppmv)
Ethane	67.4
TGNMO	17450
Hydrogen sulfide	147
	(Concentration in ppbv)
Benzene	74450
Benzyl chloride	<1800
Chlorobenzene	<1650
Dichlorobenzenes*	<2600
1,1-dichloroethane	<1900
1,2-dichloroethane	<1900
1,1-dichloroethylene	<1900
Dichloromethane	<4350
1,2-dibromoethane	<1000
Perchloroethylene	<1150
Carbon tetrachloride	<2400
Toluene	17350
1,1,1-trichloroethane	<1200
Trichloroethene	<1400
Chloroform	<1600
Vinyl chloride	<1800
m+p-xylenes	8825
o-xylene	2965

*Permanent gases were measured by thermal conductivity detection/gas chromatography (TCD/GC) ASTM D1946. The accuracy of permanent gas analysis by TCD/GC is +/- 2%. Actual results are reported. The reported oxygen concentration includes any argon present in the sample. Calibration is based on a standard atmosphere containing 20.95% oxygen and 0.93% argon. Results are reported on a "wet" basis. Ethane and total gaseous non-methane organics (TGNMO) were measured by flame ionization detection/ total combustion analysis (FID/TCA) Method 25. Concentrations are reported as ppmvC. Toxic air contaminants (TAC) compounds were analyzed by GC/MS, EPA TO-15. Hydrogen sulfide was analyzed by SCD/GC, SCAQMD 307.91. * total amount containing meta, para, and ortho isomers.*

Brian W. Fung
Laboratory Director

TABLE 6

AtmAA Inc
5107 Douglas Fir Rd., Calabasas, CA 91302 • (818) 223-3277
specialized air assessment laboratory
atmaa.com

LABORATORY ANALYSIS REPORT

Hydrogen Sulfide and Reduced Sulfur Compounds
Analysis in Landfill Gas Tedlar Bag Sample by Method SCAQMD 307 91

Report Date: April 9, 2026
Client: Waste Connections
Project Name: Chiquita Canyon Landfill
Project No.: 1150.1
Date Received: March 25, 2026
Date Analyzed: March 25, 2026

ANALYSIS DESCRIPTION

Total sulfur analysis measured by gas chromatography with sulfur chemiluminescence detector (SCD), SCAQMD 307 91

	AtmAA Lab No:	20846-1
	Sample I.D.:	Raw Gas Flare 1
Components		*(Concentration in ppmv)*
Hydrogen sulfide		147
Carbonyl sulfide		0.63
Methyl mercaptan		63.3
Ethyl mercaptan		0.86
Dimethyl sulfide		233
Carbon disulfide		<0.60
isopropyl mercaptan		1.72
t-butyl mercaptan		<0.60
n-propyl mercaptan		2.67
s-Butyl mercaptan		3.58
i-Butyl mercaptan		<0.60
Dimethyl disulfide		2.38
Tetrahydrothiophene		1.62
Unidentified sulfurs		6.69
		(Concentration in ppmv, as H_2S)
Total Sulfur		465.3

Brian W. Fung
Laboratory Director

TABLE 6

QUALITY ASSURANCE SUMMARY
(Repeat Analyses)

Project Name: Chiquita Canyon Landfill
Date Received: March 25, 2026
Date Analyzed: March 25-26, 2026

Components	Sample ID	Repeat Analysis Run #1	Repeat Analysis Run #2	Mean Conc.	% RPD
		(Concentration in %,v)			
Nitrogen	Flare 1	23.15	23.18	23.17	0.13
Oxygen	Flare 1	4.65	4.64	4.65	0.22
Methane	Flare 1	33.48	33.50	33.49	0.06
Carbon dioxide	Flare 1	37.64	37.65	37.65	0.03
		(Concentration in ppmv)			
Ethane	Flare 1	66.2	68.6	67.4	3.6
TGNMO	Flare 1	17400	17500	17450	0.57
		(Concentration in ppbv)			
Benzene	Flare 1	76600	72300	74450	5.8
Benzyl chloride	Flare 1	<1800	<1800	---	---
Chlorobenzene	Flare 1	<1650	<1650	---	---
Dichlorobenzenes	Flare 1	<2600	<2600	---	---
1,1-dichloroethane	Flare 1	<1900	<1900	---	---
1,2-dichloroethane	Flare 1	<1900	<1900	---	---
1,1-dichloroethylene	Flare 1	<1900	<1900	---	---
Dichloromethane	Flare 1	<4350	<4350	---	---
1,2-dibromoethane	Flare 1	<1000	<1000	---	---
Perchloroethylene	Flare 1	<1150	<1150	---	---
Carbon tetrachloride	Flare 1	<2400	<2400	---	---
Toluene	Flare 1	17600	17100	17350	2.9
1,1,1-trichloroethane	Flare 1	<1200	<1200	---	---
Trichloroethene	Flare 1	<1400	<1400	---	---



TABLE 6

QUALITY ASSURANCE SUMMARY
(Repeat Analyses)
(continued)

Components	Sample ID	Repeat Analysis Run #1	Repeat Analysis Run #2	Mean Conc.	% RPD
		(Concentration in ppbv)			
Chloroform	Flare 1	<1600	<1600	---	---
Vinyl chloride	Flare 1	<1800	<1800	---	---
m+p-xylenes	Flare 1	9060	8590	8825	5.3
o-xylene	Flare 1	3010	2920	2965	3.0
		(Concentration in ppmv)			
Sulfur Components					
Hydrogen sulfide	Flare 1	150	143	147	4.8
Carbonyl sulfide	Flare 1	0.64	0.62	0.63	3.2
Methyl mercaptan	Flare 1	63.9	62.6	63.3	2.1
Ethyl mercaptan	Flare 1	0.87	0.84	0.86	3.5
Dimethyl sulfide	Flare 1	236	230	233	2.6
Carbon disulfide	Flare 1	<0.60	<0.60	---	---
isopropyl mercaptan	Flare 1	1.70	1.73	1.72	1.7
t-butyl mercaptan	Flare 1	<0.60	<0.60	---	---
n-propyl mercaptan	Flare 1	2.68	2.65	2.67	1.1
s-Butyl mercaptan	Flare 1	3.74	3.41	3.58	9.2
i-Butyl mercaptan	Flare 1	<0.60	<0.60	---	---
Dimethyl disulfide	Flare 1	2.43	2.33	2.38	4.2
Tetrahydrothiophene	Flare 1	1.70	1.53	1.62	11
Unidentified sulfurs	Flare 1	6.86	6.51	6.69	5.3

One Tedlar bag sample, laboratory number 20846-1, was analyzed for SCAQMD Rule 1150.1 components, permanent gases, total gaseous non-methane organics (TGNMO), and total sulfur compounds. Agreement between repeat analyses is a measure of precision and is shown above in the column "% RPD". The average % RPD from one Tedlar bag sample is 3.3%.



CHAIN OF CUSTODY RECORD

Client/Project Name	Project Location	ANALYSES
Waste Connections / Chiquita Canyon Landfill	Valencia	
Project No.	**Field Logbook No.**	
1150.1		
Sampler: (Print)	**(Signature)**	**No. Of Containers**
Robert Delgado		1

Sample No./ Identification	Date	Time	Lab Sample Number	Type of Sample	Total Sulfur	Permanent Gases	18.1 Toxic List	TMHC	Remarks
Flare 1	3-24-26	1125-1155	20846-1	Raw Gas	X	X	X	X	

Relinquished by: (Signature)	Date	Time	Received by: (Signature)	Date	Time
	3-25-26	0705			
Relinquished by: (Signature)	**Date**	**Time**	**Received by: (Signature)**	**Date**	**Time**
Relinquished by: (Signature)	**Date**	**Time**	**Received for Laboratory: (Signature)**	**Date**	**Time**
				3/25/26	7:05
Sample Disposal Method:	**Disposed of by: (Signature)**			**Date**	**Time**

Sample Collector

RES Environmental Inc.
865 Via Lata • Colton, California 92324
(909) 422-1001 Fax (909) 422-0707

Analytical Laboratory

ATMAA LAB

TABLE 6

TABLE 7

Perimeter Probe Monitoring

TABLE 7

Chiquita Canyon Landfill Rule 1150.1 1st Quarter Monitoring Report
January 2026 Perimeter Probe Monitoring Data Sheet (1-28-26)

Probe Number		Time	Date	CH4%(% Vol.)	CO2%	O2%	Bal.%	Evac. Pumps	Pressure (+/- in w.c.)	Comments
Perimeter Probe Monitoring										
GP-A	10	0955	1/28/26	0.0	0.1	1.2	98.7	6	-2.15	
	51	0957	1/28/26	0.0	0.0	1.2	98.7	19	-2.16	
	102	0959	1/28/26	0.0	0.1	1.2	98.7	39	-.03	
	151.5	1001	1/28/26	0.0	0.1	1.2	98.7	95	-.14	
GP-1R	26	1120	1/28/26	0.0	0.1	1.3	98.6	16	+.01	
	38	1122	1/28/26	0.0	0.0	1.3	98.7	26	.0	
	47	1124	1/28/26	0.0	0.0	1.3	98.7	18	+.02	
GP-2	15.5	0821	1/28/26	0.0	0.1	1.2	98.8	16	-.03	
	44.5	0823	1/28/26	0.0	0.0	1.2	98.8	18	+.06	
	53	0825	1/28/26	0.0	1.6	1.1	97.3	19	-.13	
GP-5	10	1106	1/28/26	0.0	2.5	1.2	96.2	6	+.01	
	45	1108	1/28/26	0.0	0.1	1.3	98.6	18	.0	
	93	1110	1/28/26	0.0	0.2	1.3	98.5	64	+.18	
GP-6	10	1056	1/28/26	0.0	0.6	1.3	98.1	6	+.01	
	30	1058	1/28/26	0.0	0.7	1.2	98.1	20	-.05	
	60	1100	1/28/26	0.0	0.1	1.3	98.6	41	+.26	
GP-7	10	1049	1/28/26	0.0	0.5	1.3	98.2	6	+.04	
	30	1051	1/28/26	0.0	0.7	1.2	98.0	20	-.02	
	60	1053	1/28/26	0.0	0.0	1.3	98.7	41	-.06	
GP-8	10	1032	1/28/26	0.0	0.6	1.2	98.1	6	+.03	
	60	1034	1/28/26	0.0	0.1	1.3	98.7	41	+.02	
	120	1036	1/28/26	0.0	0.1	1.3	98.7	75	-.33	
GP-9	25	1023	1/28/26	0.0	0.1	1.2	98.7	16	.0	
	55	1025	1/28/26	0.0	0.1	1.2	98.7	20	+.05	
	83	1027	1/28/26	0.0	0.4	1.2	98.4	51	+.03	
GP-10	22	1008	1/28/26	0.0	2.4	1.1	96.5	17	+.01	
	37	1010	1/28/26	0.0	0.8	1.1	98.1	26	-.42	
	63	1012	1/28/26	0.0	0.0	1.2	98.8	42	-.30	
	87	1014	1/28/26	0.0	0.0	1.2	98.8	59	-.29	
GP-11	10	0943	1/28/26	0.0	0.2	1.2	98.6	6	-.56	
	70	0945	1/28/26	0.0	2.2	1.1	96.7	49	-1.23	
	141	0947	1/28/26	0.0	0.1	1.2	98.7	102	-1.63	
	208	0949	1/28/26	0.0	0.1	1.2	98.7	137	-3.72	
GP-12	12	0929	1/28/26	0.0	0.1	1.2	98.7	4	-.03	
	38	0931	1/28/26	0.0	0.0	1.2	98.7	26	-.06	
	74	0933	1/28/26	0.0	0.0	1.2	98.7	50	+.01	
	110	0935	1/28/26	0.0	0.0	1.2	98.7	75	-.03	
	224	0937	1/28/26	0.0	0.0	1.2	98.7	171	-.08	

TABLE 7

GP-13	10	0903	1/28/26	0.0	0.4	1.2	98.3	6	-.05	
	29	0905	1/28/26	0.0	1.9	1.2	96.9	19	-.11	
	58	0908	1/28/26	0.0	8.9	0.9	90.2	39	-.66	
	87	0913	1/28/26	6.2	9.8	0.8	83.2	59	-.93	
	173	0922	1/28/26	0.0	0.1	1.1	98.9	109	-1.16	
GP-14	10	0834	1/28/26	0.0	0.1	1.2	98.7	6	-.07	
	23	0836	1/28/26	0.0	0.1	1.2	98.7	15	-.14	
	44	0838	1/28/26	0.0	1.5	1.1	97.1	30	-.02	
	67	0840	1/28/26	0.2	5.2	0.9	93.7	46	-.29	
	134	0843	1/28/26	0.0	6.2	0.7	93.1	92	-1.47	

TABLE 7

Chiquita Canyon Landfill Rule 1150.1 1st Quarter Monitoring Report
January Perimeter Probe Monitoring Data Sheet (1-28-26)

Probe Number		Time	Date	CH4%(% Vol.)	CO2%	O2%	Bal.%	Evac. Pumps	Pressure (+/- in w.c.)	Comments
Perimeter Probe Monitoring (1st 10 Day Recheck)										
GP-13	10							6		
	29							19		
	58							39		
	87	0834	2/6/26	4.6	9.1	1.1	85.1	59	-.87	
	173							109		
GP-14	10							6		
	23							15		
	44							30		
	67							46		
	134							92		

TABLE 7

Chiquita Canyon Landfill Rule 1150.1 1st Quarter Monitoring Report
February 2026 Perimeter Probe Monitoring Data Sheet (2-23-26)

Probe Number		Time	Date	CH4%(% Vol.)	CO2%	O2%	Bal.%	Evac. Pumps	Pressure (+/- in w.c.)	Comments
Perimeter Probe Monitoring										
GP-A	10	0954	2/23/26	0.0	0.0	19.3	80.7	6	-1.3	
	51	0956	2/23/26	0.0	0.0	19.5	80.5	19	-1.8	
	102	0959	2/23/26	0.0	0.0	19.4	80.6	39	-.2	
	151.5	1001	2/23/26	0.0	0.0	19.4	80.6	95	-1.8	
GP-1R	26	1120	2/23/26	0.0	6.0	4.7	79.3	16	.0	
	38	1122	2/23/26	0.0	0.3	18.6	81.1	26	.0	
	47	1124	2/23/26	0.0	0.0	19.0	81.0	18	.0	
GP-2	15.5	0737	2/23/26	0.0	06.8	14.5	78.7	16	-.1	
	44.5	0739	2/23/26	0.0	0.1	15.3	84.6	18	.0	
	53	0740	2/23/26	0.0	0.1	19.5	80.4	19	.0	
GP-5	10	1122	2/23/26	0.0	0.4	19.0	80.6	6	.0	
	45	1124	2/23/26	0.0	4.2	16.2	79.6	18	.0	
	93	1126	2/23/26	0.0	0.0	18.9	81.1	64	.0	
GP-6	10	1114	2/23/26	0.0	0.5	18.7	80.8	6	.0	
	30	1116	2/23/26	0.0	0.6	18.0	81.4	20	.0	
	60	1118	2/23/26	0.0	0.0	19.1	80.9	41	-.1	
GP-7	10	1059	2/23/26	0.0	0.3	18.8	80.9	6	.0	
	30	1101	2/23/26	0.0	0.7	18.2	81.1	20	.0	
	60	1103	2/23/26	0.0	0.0	19.1	80.9	41	-.3	
GP-8	10	1046	2/23/26	0.0	0.8	18.7	80.5	6	+.2	
	60	1048	2/23/26	0.0	0.0	19.1	80.9	41	-.7	
	120	1051	2/23/26	0.0	0.0	19.1	80.9	75	-.3	
GP-9	25	1034	2/23/26	0.0	0.3	18.5	81.2	16	+.2	
	55	1036	2/23/26	0.0	0.0	19.0	81.0	20	-6.2	
	83	1039	2/23/26	0.0	0.0	19.1	80.9	51	+.2	
GP-10	22	1008	2/23/26	0.0	1.9	17.7	80.4	17	.0	
	37	1011	2/23/26	0.0	0.3	17.8	81.9	26	-.7	
	63	1013	2/23/26	0.0	0.0	19.1	80.9	42	-.2	
	87	1016	2/23/26	0.0	0.0	19.2	80.8	59	-.1	
GP-11	10	0937	2/23/26	0.0	0.0	19.5	80.5	6	-.4	
	70	0940	2/23/26	0.0	0.6	18.9	80.5	49	-1.1	
	141	942	2/23/26	0.0	0.0	19.4	80.6	102	-3.8	
	208	0944	2/23/26	0.0	0.3	18.9	80.8	137	-4.1	
GP-12	12	0922	2/23/26	0.0	0.0	19.4	80.6	4	.0	
	38	0924	2/23/26	0.0	0.0	19.5	80.5	26	.0	
	74	0926	2/23/26	0.0	0.0	19.4	80.6	50	.0	
	110	0928	2/23/26	0.0	0.0	19.5	80.5	75	.0	
	224	0930	2/23/26	0.0	0.0	19.5	80.5	171	+.1	

TABLE 7

GP-13	10	0901	2/23/26	0.0	0.3	18.6	81.1	6	.0	
	29	0903	2/23/26	0.0	1.6	17.7	80.7	19	.0	
	58	0905	2/23/26	0.0	3.7	17.8	78.5	39	-1.0	
	87	0909	2/23/26	2.3	7.5	9.8	80.6	59	-2.1	
	173	0911	2/23/26	0.0	0.0	18.4	81.6	109	-5.1	
GP-14	10	0752	2/23/26	0.0	0.1	19.0	80.9	6	.0	
	23	0754	2/23/26	0.0	0.3	19.7	80.0	15	.0	
	44	0756	2/23/26	0.0	1.8	17.8	80.4	30	.0	
	67	0758	2/23/26	0.0	4.8	14.3	80.9	46	-.1	
	134	0800	2/23/26	0.0	1.3	18.4	80.3	92	-2.4	

TABLE 7

Chiquita Canyon Landfill (Title 27) 1st Quarter Monitoring Report
February 2026 Perimeter Probe Monitoring Data Sheet (2-23-26/2-24-26)

Probe Number		Time	Date	CH4%(% Vol.)	CO2%	O2%	Bal.%	Evac. Pumps	Pressure (+/- in w.c.)	Comments
Perimeter Probe Monitoring (Title 27)										
GP-A	10	0954	2/23/26	0.0	0.0	19.3	80.7	6	-1.3	
	51	0956	2/23/26	0.0	0.0	19.5	80.5	19	-1.8	
	102	0959	2/23/26	0.0	0.0	19.4	80.6	39	-.2	
	151.5	1001	2/23/26	0.0	0.0	19.4	80.6	95	-1.8	
GP-2	15.5	0737	2/23/26	0.0	6.8	14.5	78.7	16	-.1	
	44.5	0739	2/23/26	0.0	0.1	15.3	84.6	18	.0	
	53	0740	2/23/26	0.0	0.1	19.5	80.4	19	.0	
GP-8	10	1046	2/23/26	0.0	0.8	18.7	80.5	6	+.2	
	60	1048	2/23/26	0.0	0.0	19.1	80.9	41	-.7	
	120	1051	2/23/26	0.0	0.0	19.1	80.9	75	-.3	
GP-9	25	1034	2/23/26	0.0	0.3	18.5	81.2	16	+.2	
	55	1036	2/23/26	0.0	0.0	19.0	81.0	20	-6.2	
	83	1039	2/23/26	0.0	0.0	19.1	80.9	51	+.2	
GP-10	22	1008	2/23/26	0.0	1.9	17.7	80.4	17	.0	
	37	1011	2/23/26	0.0	0.3	17.8	81.9	26	-.7	
	63	1013	2/23/26	0.0	0.0	19.1	80.9	42	-.2	
	87	1016	2/23/26	0.0	0.0	19.2	80.8	59	-.1	
GP-11	10	0937	2/23/26	0.0	0.0	19.5	80.5	6	-.4	
	70	0940	2/23/26	0.0	0.6	18.9	80.5	49	-1.1	
	141	0942	2/23/26	0.0	0.0	19.4	80.6	102	-3.8	
	208	0944	2/23/26	0.0	0.3	18.9	80.8	137	-4.1	
GP-12	12	0922	2/23/26	0.0	0.0	19.4	80.6	4	.0	
	38	0924	2/23/26	0.0	0.0	19.5	80.5	20	.0	
	74	0926	2/23/26	0.0	0.0	19.4	80.6	50	.0	
	110	0928	2/23/26	0.0	0.0	19.5	80.5	75	.0	
	224	0930	2/23/26	0.0	0.0	19.5	80.5	171	+.1	
GP-13	10	0901	2/23/26	0.0	0.3	18.6	81.1	9	.0	
	29	0903	2/23/26	0.0	1.6	17.7	80.7	19	.0	
	58	0905	2/23/26	0.0	3.7	17.8	78.5	39	-1.0	
	87	0909	2/23/26	2.3	7.3	9.8	80.6	59	-2.1	
	173	0911	2/23/26	0.0	0.0	18.4	81.6	109	-5.1	
GP-14	10	0752	2/23/26	0.0	0.1	19.0	80.9	6	.0	
	23	0754	2/23/26	0.0	0.3	19.7	80.0	15	.0	
	44	0756	2/23/26	0.0	1.8	17.8	80.4	30	.0	
	67	0758	2/23/26	0.0	4.8	14.3	80.9	46	-.1	
	134	0800	2/23/26	0.0	1.3	18.4	80.3	92	-2.4	
GP-15	10	0831	2/23/26	8.1	26.0	13.7	52.2	6	.0	
	40	0834	2/23/26	23.6	51.9	6.9	17.6	19	.0	

TABLE 7

	60	0836	2/23/26	12.1	36.8	3.6	47.5	39	.0	
	90	0838	2/23/26	17.7	36.4	6.8	39.1	59	.0	
	115	0840	2/23/26	36.0	54.5	5.0	4.5	109	.0	
GP-16	10	0853	2/24/26	0.0	1.4	11.8	86.8	4	.0	
	85	0855	2/24/26	0.0	1.7	12.6	85.7	26	+.1	
	154	0857	2/24/26	0.0	0.1	11.7	88.2	50	-.3	
	210	0900	2/24/26	0.0	0.1	11.8	88.1	75	+.5	
	255	0903	2/24/26	0.0	0.0	12.1	87.9	171	+.2	
GP-17	10	0838	2/24/26	0.0	0.9	12.2	86.9	4	-.2	
	55	0840	2/24/26	0.0	0.3	12.4	87.3	26	-.1	
	105	0842	2/24/26	0.0	0.3	12.0	87.7	50	-.3	
	149	0844	2/24/26	0.0	0.1	11.5	88.4	75	-.4	
	235	0847	2/24/26	0.0	0.0	12.3	87.7	121	-.3	
GP-18	10	0806	2/24/26	0.0	0.5	9.7	89.8	6	-.2	
	38	0808	2/24/26	0.0	0.5	9.2	90.3	9	-.3	
	58	0810	2/24/26	0.0	0.6	8.6	90.8	39	-.03	
	86	0813	2/24/26	0.0	0.0	8.6	91.4	59	+.1	
	115	0815	2/24/26	0.0	0.2	8.7	91.1	109	-1.3	
GP-19	10	1128	2/23/26	0.0	5.8	16.9	77.3	6	.0	
	84	1130	2/23/26	0.0	11.0	9.0	80.0	41	.0	
	116	1132	2/23/26	0.0	6.3	13.7	80.0	73	.0	
GP-20	60	1025	2/24/26	0.0	11.1	10.6	78.3	6	+.1	
	105	1027	2/24/26	0.0	11.5	9.9	78.6	41	+.2	
	173	1029	2/24/26	0.0	8.0	12.0	80.0	73	+.3	
GP-21	10	1017	2/24/26	0.0	0.1	13.9	86.0	6	.0	
	90	1019	2/24/26	0.0	1.1	14.3	84.6	46	+.1	
	232	1021	2/24/26	0.0	0.0	14.6	85.4	170	+.6	
GP-22	50	1005	2/24/26	0.0	0.6	14.2	85.2	6	+.1	
	155	1007	2/24/26	0.0	0.2	13.9	85.9	60	-.1	
	305	1009	2/24/26	0.0	0.0	14.4	85.6	200	-.3	
GP-23	35	0954	2/24/26	0.0	0.8	13.5	85.7	6	.0	
	77	0956	2/24/26	0.0	1.9	12.8	85.3	50	+.1	
	132	0958	2/24/26	0.0	2.2	11.5	86.3	71	-.7	
GP-24	12	0942	2/24/26	0.0	1.4	12.9	85.7	6	.0	
	40	0945	2/24/26	0.0	2.0	12.8	85.2	19	-36.6	
	70	0947	2/24/26	0.0	0.1	13.3	86.6	47	-8.1	
GP-25	14	0923	2/24/26	0.0	1.0	13.3	85.7	6	.0	
	50	926	2/24/26	0.0	0.4	15.3	84.3	39	-3.3	
	80	0928	2/24/26	0.0	0.1	12.7	87.2	52	-3.4	

TABLE 7

Chiquita Canyon Landfill (Title 27) 1st Quarter Monitoring Report
February 2026 Perimeter Probe Monitoring Data Sheet (2-23-26)

Probe Number		Time	Date	CH4%(% Vol.)	CO2%	O2%	Bal.%	Evac. Pumps	Pressure (+/- in w.c.)	Comments
Perimeter Probe Monitoring (Title 27) (1st 10 Day Recheck)										
GP-15	10	0937	3/5/26	5.2	29.6	12.4	52.8	6	-.05	
	40	0959	3/5/26	19.8	48.1	4.3	27.8	19	-.10	
	60	0941	3/5/26	12.7	34.7	2.9	49.7	39	-.17	
	90	0943	3/5/26	18.2	35.4	7.1	39.3	59	-.01	
	115	0945	3/5/26	26.4	39.2	3.7	30.7	109	-.03	
GP-16	10							4		
	85							26		
	154							50		
	210							75		
	255							171		

TABLE 7

Chiquita Canyon Landfill (Title 27) 1st Quarter Monitoring Report
February 2026 Perimeter Probe Monitoring Data Sheet (2-23-26)

Probe Number		Time	Date	CH4%(% Vol.)	CO2%	O2%	Bal.%	Evac. Pumps	Pressure (+/- in w.c.)	Comments
Perimeter Probe Monitoring (Title 27) (2nd 10 Day Recheck)										
GP-15	10	0815	3/13/26	0.0	0.1	21.7	78.3	6	-.54	
	40	0817	3/13/26	4.8	12.9	15.4	66.9	19	-.62	
	60	0819	3/13/26	8.8	33.6	1.8	55.8	39	-3.10	
	90	0821	3/13/26	0.0	0.4	21.5	78.1	59	-.54	
	115	0823	3/13/26	0.0	0.1	21.8	78.1	109	-1.31	
GP-16	10							4		
	85							26		
	154							50		
	210							75		
	255							171		

TABLE 7

Chiquita Canyon Landfill Rule 1150.1 1st Quarter Monitoring Report
March 2026 Perimeter Probe Monitoring Data Sheet (3-24-26)

Probe Number		Time	Date	CH4%(% Vol.)	CO2%	O2%	Bal.%	Evac. Pumps	Pressure (+/- in w.c.)	Comments
Perimeter Probe Monitoring										
GP-A	10	0938	3/24/26	0.0	0.0	21.5	78.5	6	-2.86	
	51	0941	3/24/26	0.0	0.0	21.6	78.4	19	-3.06	
	102	0943	3/24/26	0.0	0.0	21.7	78.3	39	-.31	
	151.5	0945	3/24/26	0.0	0.0	21.7	78.3	95	-.53	
GP-1R	26	1133	3/24/26	0.0	0.1	20.9	79.0	16	-.01	
	38	1135	3/24/26	0.0	0.1	21.0	78.9	26	-.01	
	47	1137	3/24/26	0.0	0.1	21.1	78.8	18	-.01	
GP-2	15.5	0755	3/24/26	0.0	1.3	19.3	79.3	16	-.01	
	44.5	0757	3/24/26	0.0	0.1	21.4	78.6	18	-.02	
	53	0759	3/24/26	0.0	0.0	21.4	78.5	19	-.05	
GP-5	10	1117	3/24/26	0.0	0.9	20.6	78.4	6	+.01	
	45	1119	3/24/26	0.0	0.0	21.1	78.9	18	-.07	
	93	1121	3/24/26	0.0	0.1	20.9	79.1	64	-.41	
GP-6	10	1109	3/24/26	0.0	0.7	20.7	78.6	6	+.01	
	30	1111	3/24/26	0.0	0.6	19.6	79.7	20	-.04	
	60	1113	3/24/26	0.0	0.1	21.2	78.7	41	-.24	
GP-7	10	1101	3/24/26	0.0	0.4	21.3	78.2	6	-.08	
	30	1103	3/24/26	0.0	0.0	21.6	78.4	20	-.41	
	60	1105	3/24/26	0.0	0.7	20.5	78.7	41	-.15	
GP-8	10	1033	3/24/26	0.0	1.4	20.4	78.2	6	-.05	
	60	1035	3/24/26	0.0	0.5	19.7	79.8	41	-.29	
	120	1037	3/24/26	0.0	1.0	18.4	80.7	75	-.60	
GP-9	25	1023	3/24/26	0.0	0.0	21.8	78.2	16	-.34	
	55	1025	3/24/26	0.0	0.0	21.8	78.1	20	-.16	
	83	1027	3/24/26	0.0	0.0	21.9	78.1	51	-.04	
GP-10	22	0951	3/24/26	0.0	1.8	20.2	78.0	17	-.17	
	37	0953	3/24/26	0.0	1.0	18.7	80.4	26	-.85	
	63	0955	3/24/26	0.0	0.0	21.6	78.4	42	-.68	
	87	0957	3/24/26	0.0	0.0	21.5	78.5	59	-.72	
GP-11	10	0923	3/24/26	0.0	0.1	21.5	78.4	6	-.65	
	70	0925	3/24/26	0.0	0.2	21.3	78.6	49	-1.37	
	141	0928	3/24/26	0.0	0.0	21.5	78.4	102	-1.07	
	208	0930	3/24/26	0.0	0.5	20.8	78.8	137	-1.10	
GP-12	12	0909	3/24/26	0.0	0.0	21.6	78.3	4	-.01	
	38	0911	3/24/26	0.0	0.0	21.7	78.3	26	-.02	
	74	0913	3/24/26	0.0	0.0	21.6	78.3	50	-.06	
	110	0915	3/24/26	0.0	0.0	21.7	78.3	75	-.01	
	224	0918	3/24/26	0.0	0.0	21.6	78.3	171	+.05	

TABLE 7

GP-13	10	0851	3/24/26	0.0	0.4	21.4	78.2	6	-.05	
	29	0853	3/24/26	0.0	2.2	19.7	78.1	19	-.11	
	58	0855	3/24/26	0.0	6.7	12.7	80.6	39	-1.43	
	87	0857	3/24/26	1.6	8.7	0.8	88.9	59	-1.85	
	173	0859	3/24/26	0.0	0.0	21.5	78.4	109	-2.85	
GP-14	10	0825	3/24/26	0.0	0.1	21.8	78.1	6	-.19	
	23	0827	3/24/26	0.0	1.6	19.5	79.0	15	-.44	
	44	0829	3/24/26	0.0	0.1	21.9	78.1	30	-.40	
	67	0831	3/24/26	0.0	3.1	15.7	81.2	46	-.95	
	134	0833	3/24/26	0.0	2.8	15.8	81.3	92	-4.53	

TABLE 8

Probe Analysis

TABLE 8

AtmAA Inc.
5107 Douglas Fir Rd., Calabasas, CA 91302 • (818) 223-3277
specialized air assessment laboratory
atmaa.com

LABORATORY ANALYSIS REPORT

SCAQMD Rule 1150.1 Components Analysis in Tedlar Bag Samples

Report Date: February 13, 2026
Client: Waste Connections
Project Location: Chiquita Canyon Landfill
Project No.: 1150.1
Date Received: January 26, 2026
Date Analyzed: January 28-29, 2026

AtmAA Lab No.	20286-5
Sample I.D.	Probe GP-13-87'
Components	*(Concentration in ppmv)*
Methane	62550
Carbon dioxide	85000
Ethane	<5
TGNMO	137
Hydrogen sulfide	<0.08
	(Concentration in ppbv)
Benzene	1.43
Benzyl chloride	<1.20
Chlorobenzene	<1.20
Dichlorobenzenes*	<1.80
1,1-dichloroethane	<1.20
1,2-dichloroethane	<1.20
1,1-dichloroethylene	<1.25
Dichloromethane	<3.00
1,2-dibromoethane	<0.80
Perchloroethylene	<0.80
Carbon tetrachloride	<1.50
Toluene	<1.40
1,1,1-trichloroethane	<1.00
Trichloroethene	<1.00
Chloroform	<1.00
Vinyl chloride	<1.00
m+p-xylenes	<1.20
o-xylene	<1.20

Methane, ethane, and total gaseous non-methane organics (TGNMO) were measured by flame ionization detection/total combustion analysis (FID/TCA) Method 25
Ethane and TGNMO are reported as ppmvC
Toxic air contaminants (TAC) compounds were analyzed by GC/MS, EPA TO-15
Hydrogen sulfide was analyzed by SCD/GC, SCAQMD 307.91
**total amount containing meta, para, and ortho isomers*

Brian W. Fung
Laboratory Director

TABLE 8

QUALITY ASSURANCE SUMMARY
(Repeat Analyses)

Project Location: Chiquita Canyon Landfill
Date Received: January 28, 2026
Date Analyzed: January 28-29, 2026

Components	Sample ID	Repeat Analysis Run #1	Repeat Analysis Run #2	Mean Conc.	% RPD
		(Concentration in ppmv)			
Methane	GP-13-87'	62600	62500	62550	0.16
Ethane	GP-13-87'	<5	<5	---	---
TGNMO	GP-13-87'	138	135	137	2.2
Hydrogen sulfide	GP-13-87'	<0.08	<0.08	---	---
		(Concentration in ppbv)			
Benzene	GP-13-87'	1.39	1.46	1.43	4.9
Benzyl chloride	GP-13-87'	<1.20	<1.20	---	---
Chlorobenzene	GP-13-87'	<1.20	<1.20	---	---
Dichlorobenzenes	GP-13-87'	<1.80	<1.80	---	---
1,1-dichloroethane	GP-13-87'	<1.20	<1.20	---	---
1,2-dichloroethane	GP-13-87'	<1.20	<1.20	---	---
1,1-dichloroethylene	GP-13-87'	<1.25	<1.25	---	---
Dichloromethane	GP-13-87'	<3.00	<3.00	---	---
1,2-dibromoethane	GP-13-87'	<0.80	<0.80	---	---
Perchloroethylene	GP-13-87'	<0.80	<0.80	---	---
Carbon tetrachloride	GP-13-87'	<1.50	<1.50	---	---
Toluene	GP-13-87'	<1.40	<1.40	---	---
1,1,1-trichloroethane	GP-13-87'	<1.00	<1.00	---	---
Trichloroethene	GP-13-87'	<1.00	<1.00	---	---
Chloroform	GP-13-87'	<1.00	<1.00	---	---
Vinyl chloride	GP-13-87'	<1.00	<1.00	---	---
m+p-xylenes	GP-13-87'	<1.20	<1.20	---	---
o-xylene	GP-13-87'	<1.20	<1.20	---	---

One Tedlar bag sample, laboratory number 20286-5, was analyzed for SCAQMD Rule 1150.1 components, methane, and total gaseous non-methane organics (TGNMO). Agreement between repeat analyses is a measure of precision and is shown above in the column "% RPD". The average % RPD for 3 repeat measurements from one Tedlar bag sample is 2.4%.



TABLE 8

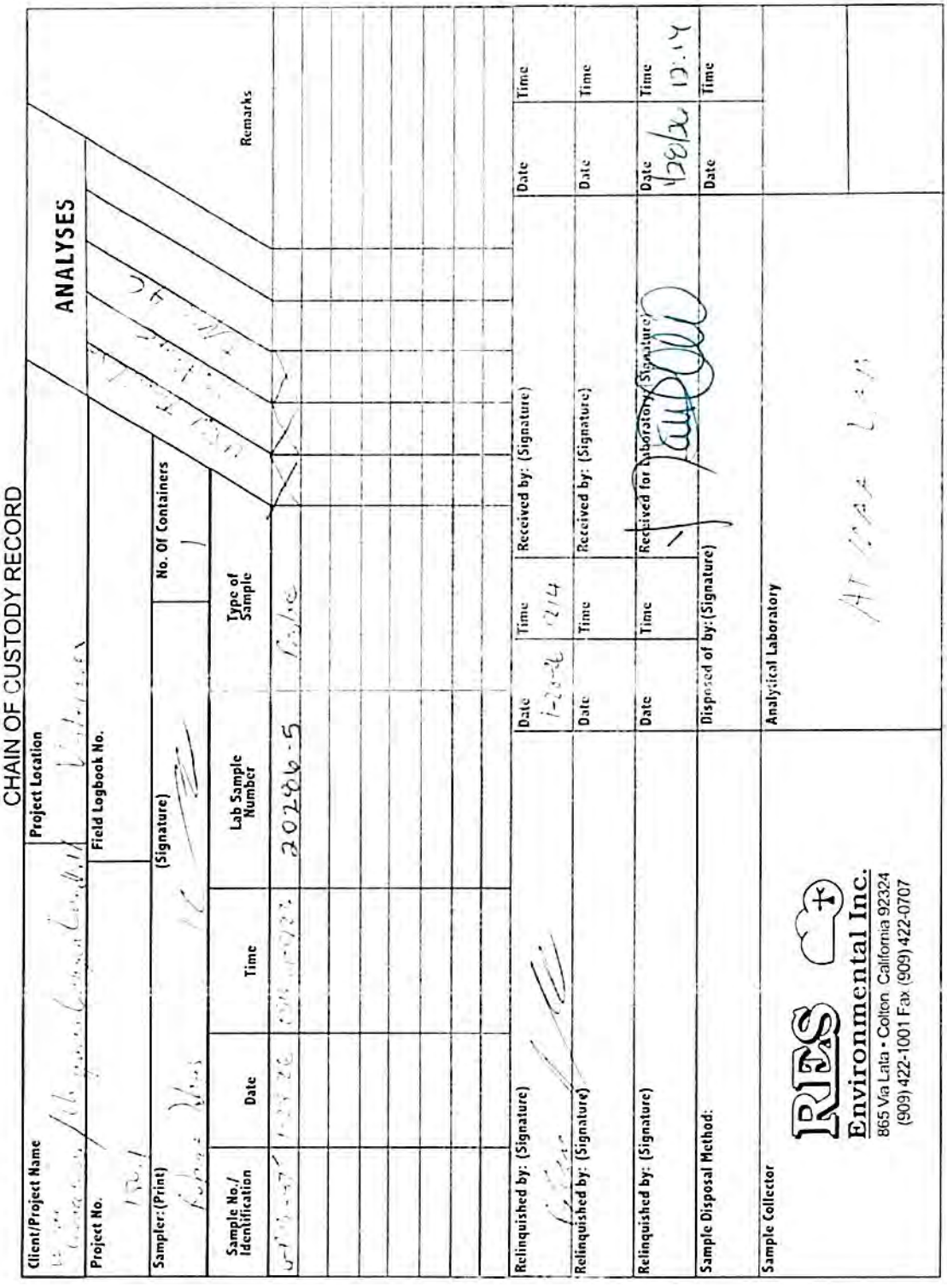

CHAIN OF CUSTODY RECORD

Client/Project Name

Project Location

ANALYSES

Project No.

Field Logbook No.

Sampler: (Print)

(Signature)

No. Of Containers

Sample No./ Identification	Date	Time	Lab Sample Number	Type of Sample								Remarks
			202402-5									

Relinquished by: (Signature) Date 1-25-24 Time 1214 Received by: (Signature) Date Time

Relinquished by: (Signature) Date Time Received by: (Signature) Date Time

Relinquished by: (Signature) Date Time Received for Laboratory (Signature) Date 1/25/24 Time 13:14

Sample Disposal Method: Disposed of by: (Signature) Date Time

Sample Collector Analytical Laboratory

RES Environmental Inc.
865 Via Lata • Colton, California 92324
(909) 422-1001 Fax (909) 422-0707

TABLE 8

AtmAA Inc.
5107 Douglas Fir Rd., Calabasas, CA 91302 • (818) 223-3277
specialized air assessment laboratory
atmaa.com

LABORATORY ANALYSIS REPORT

SCAQMD Rule 1150.1 Components Analysis in Probe Tedlar Bag Sample

Report Date: March 10, 2026
Client: Waste Connections
Project Name: Chiquita Canyon Landfill
Project No: 1150.1
Date Received: February 24, 2026
Date Analyzed: February 24-25, 2026

AtmAA Lab No.	20556-30	20556-31	20556-32	20556-33	20556-34
Sample I.D.	Probe GP-15/10'	Probe GP-15/40'	Probe GP-15/60'	Probe GP-15/90'	Probe GP-15/115'
Components	*(Concentration in ppmv)*				
Methane	67950	220500	103900	146000	303200
Carbon dioxide	254150	526100	365500	368200	547300
Ethane	41.4	91.8	63.3	133	276
TGNMO	831	1140	1510	2780	5150
	(Concentration in ppbv)				
Hydrogen sulfide	<80	<80	542	<80	5475
Benzene	66	1250	1040	192	280
Benzyl chloride	<20	<20	<20	<20	<20
Chlorobenzene	<20	<20	<20	<20	<20
Dichlorobenzenes*	<30	<30	<30	<30	<30
1,1-dichloroethane	<20	<20	<20	<20	<20
1,2-dichloroethane	<20	<20	<20	<20	<20
1,1-dichloroethylene	<20	<20	<20	<20	<20
Dichloromethane	<45	<45	<45	<45	<45
1,2-dibromoethane	<15	<15	<15	<15	<15
Perchloroethylene	<15	<15	<15	<15	<15
Carbon tetrachloride	<25	<25	<25	<25	<25
Toluene	19.8	43.5	80.3	38.8	74.1
1,1,1-trichloroethane	<15	<15	<15	<15	<15
Trichloroethene	<15	<15	<15	<15	<15
Chloroform	<15	<15	21.2	25.6	49.4
Vinyl chloride	<15	<15	<15	19.8	40.3
m+p-xylenes	<20	<20	<20	<20	20.8
o-xylene	<20	<20	<20	<20	<20

Methane was analyzed by thermal conductivity detection/gas chromatography (TCD/GC), ASTM D1946
Ethane and total gaseous non-methane organics (TGNMO) were measured by flame ionization detection/ total combustion analysis (FID/TCA) Method 25. Concentrations are reported as ppmvC
Toxic air contaminants (TAC) compounds were analyzed by GC/MS, EPA TO-15
Hydrogen sulfide was analyzed by SCD/GC, SCAQMD 307.91
** total amount containing meta, para, and ortho isomers*

Brian W. Fung
Laboratory Director

TABLE 8

QUALITY ASSURANCE SUMMARY
(Repeat Analyses)

Project Name: Chiquita Canyon Landfill
Date Received: February 24, 2026
Date Analyzed: February 24-25, 2026

Components	Sample ID	Repeat Analysis Run #1	Repeat Analysis Run #2	Mean Conc.	% RPD
		(Concentration in ppmv)			
Methane	GP-15/10'	67800	68100	67950	0.44
Ethane	GP-15/10'	41.3	41.4	41.4	0.24
TGNMO	GP-15/10'	836	826	831	1.2
		(Concentration in ppbv)			
Hydrogen sulfide	GP-15/10'	<80	<80	---	---
	GP-15/60'	526	557	542	5.7
	GP-15/115'	5330	5620	5475	5.3
Benzene	GP-15/10'	73.1	59.3	66.2	21
Benzyl chloride	GP-15/10'	<20	<20	---	---
Chlorobenzene	GP-15/10'	<20	<20	---	---
Dichlorobenzenes	GP-15/10'	<30	<30	---	---
1,1-dichloroethane	GP-15/10'	<20	<20	---	---
1,2-dichloroethane	GP-15/10'	<20	<20	---	---
1,1-dichloroethylene	GP-15/10'	<20	<20	---	---
Dichloromethane	GP-15/10'	<45	<45	---	---
1,2-dibromoethane	GP-15/10'	<15	<15	---	---
Perchloroethylene	GP-15/10'	<15	<15	---	---
Carbon tetrachloride	GP-15/10'	<25	<25	---	---
Toluene	GP-15/10'	19.1	20.5	19.8	7.1
1,1,1-trichloroethane	GP-15/10'	<15	<15	---	---
Trichloroethene	GP-15/10'	<15	<15	---	---
Chloroform	GP-15/10'	<15	<15	---	---
Vinyl chloride	GP-15/10'	<15	<15	---	---
m+p-xylenes	GP-15/10'	<20	<20	---	---
o-xylene	GP-15/10'	<20	<20	---	---

Five Tedlar bag samples, laboratory numbers 20556-(30-34), were analyzed for SCAQMD Rule 1150.1 components, methane, and total gaseous non-methane organics (TGNMO). Agreement between repeat analyses is a measure of precision and is shown above in the column "% RPD". The average % RPD from five Tedlar bag samples is 5.8%.



TABLE 8

CHAIN OF CUSTODY RECORD

Client/Project Name: Waste Connections / Chiquita Canyon Landfill	Project Location: Valencia
Project No.: 1150.1	Field Logbook No.:
Sampler: (Print) Robert Johns	(Signature) [signature]
No. Of Containers: 5	

ANALYSES

Sample No./ Identification	Date	Time	Lab Sample Number	Type of Sample	1150.1 Toxic List	Methane	TAMHC			Remarks
GP-15/10'	2-23-26	0831-0841	20556.30	Probe	X	X	X			
GP-15/40'	2-23-26	0841-0851	.31	Probe	X	X	X			
GP-15/60'	2-23-26	0851-0901	.32	Probe	X	X	X			
GP-15/90'	2-23-26	0901-0911	.33	Probe	X	X	X			
GP-15/115'	2-23-26	0911-0921	.34	Probe	X	X	X			

Relinquished by: (Signature)	Date	Time	Received by: (Signature)	Date	Time
[signature]	2-24-26	1018			
Relinquished by: (Signature)	Date	Time	Received by: (Signature)	Date	Time
Relinquished by: (Signature)	Date	Time	Received for Laboratory: (Signature) [signature]	Date 2/24/26	Time 10:18
Sample Disposal Method:	Disposed of by: (Signature)			Date	Time

Sample Collector

RES Environmental Inc.
865 Via Lata • Colton, California 92324
(909) 422-1001 Fax (909) 422-0707

Analytical Laboratory: ATMAA LAB

TABLE 9

Chiquita Canyon Landfill

Probe Readings

Chiquita Canyon Landfill - Monitoring . . obes Data - 01/01/2026 to 03/31/2026

Point Name	Record Date	CH4 (% by vol)	CO2 (% by vol)	O2 (% by vol)	Bal Gas (% by vol)	Rel Press ("H2O)	Comments
GP-2 - 15.5	1/28/2026 08:21	0.00	0.10	1.10	98.80	-0.03	
GP-2 - 15.5	2/23/2026 07:37	0.00	6.80	14.50	78.70	-1.70	
GP-2 - 15.5	3/24/2026 07:55	0.00	1.30	19.30	79.40	-0.01	
GP-2 - 44.5	1/28/2026 08:23	0.00	0.00	1.20	98.80	0.06	
GP-2 - 44.5	2/23/2026 07:39	0.00	0.10	15.30	84.60	0.00	
GP-2 - 44.5	3/24/2026 07:57	0.00	0.10	21.40	78.50	-0.02	
GP-2 - 53	1/28/2026 08:25	0.00	1.60	1.10	97.30	-0.13	
GP-2 - 53	2/23/2026 07:40	0.00	0.10	19.50	80.40	0.00	
GP-2 - 53	3/24/2026 07:59	0.00	0.00	21.40	78.60	-0.05	
GP-5 - 10	1/9/2026 09:43	0.00	2.30	18.10	79.60	0.00	
GP-5 - 10	1/16/2026 09:04	0.00	4.30	11.80	83.90	0.00	
GP-5 - 10	1/23/2026 12:37	0.00	9.20	2.90	87.90	0.00	Valve Adjustment:Reduced System Vac/Flare Down
GP-5 - 10	1/28/2026 11:05	0.00	2.50	1.20	96.30	0.01	
GP-5 - 10	1/29/2026 12:54	0.00	9.20	8.30	82.50	0.00	Valve Adjustment:Reduced System Vac/Flare Down
GP-5 - 10	2/3/2026 12:15	0.00	6.30	10.50	83.20	0.01	
GP-5 - 10	2/9/2026 09:15	0.00	7.70	8.20	84.10	0.01	Valve Adjustment:Reduced System Vac/Flare Down
GP-5 - 10	2/20/2026 13:27	0.00	6.20	13.70	80.10	0.01	
GP-5 - 10	2/23/2026 11:22	0.00	0.40	19.00	80.60	-5.10	
GP-5 - 10	2/27/2026 06:56	0.00	5.20	15.40	79.40	-0.01	
GP-5 - 10	3/3/2026 12:44	0.00	5.10	15.50	79.40	0.03	
GP-5 - 10	3/12/2026 12:54	0.00	3.50	18.00	78.50	0.01	
GP-5 - 10	3/20/2026 13:37	0.00	4.40	17.90	77.70	0.02	
GP-5 - 10	3/24/2026 11:17	0.00	0.90	20.60	78.50	0.01	
GP-5 - 10	3/26/2026 12:57	0.00	2.90	18.20	78.90	0.01	
GP-5 - 45	1/9/2026 09:46	0.00	0.10	20.30	79.60	-0.17	
GP-5 - 45	1/16/2026 09:07	0.00	4.60	14.70	80.70	-0.08	
GP-5 - 45	1/23/2026 12:41	1.30	17.60	1.30	79.80	0.14	Valve Adjustment:Reduced System Vac/Flare Down
GP-5 - 45	1/28/2026 11:08	0.00	0.10	1.30	98.60	0.00	

Chiquita Canyon Landfill - Monitoring . . obes Data - 01/01/2026 to 03/31/2026

Point Name	Record Date	CH4 (% by vol)	CO2 (% by vol)	O2 (% by vol)	Bal Gas (% by vol)	Rel Press ("H2O)	Comments
GP-5 - 45	1/29/2026 12:56	0.00	7.80	11.80	80.40	0.11	Valve Adjustment:Reduced System Vac/Flare Down
GP-5 - 45	2/3/2026 12:18	0.00	2.10	18.30	79.60	0.05	
GP-5 - 45	2/9/2026 09:18	0.10	10.40	6.40	83.10	0.02	Valve Adjustment:Reduced System Vac/Flare Down
GP-5 - 45	2/20/2026 13:30	0.00	1.50	19.20	79.30	0.02	
GP-5 - 45	2/23/2026 11:24	0.00	4.20	16.20	79.60	-0.10	
GP-5 - 45	2/27/2026 06:59	0.00	2.10	18.20	79.70	-0.06	
GP-5 - 45	3/3/2026 12:47	0.00	1.60	18.80	79.60	0.03	
GP-5 - 45	3/12/2026 12:57	0.00	1.20	19.30	79.50	0.09	
GP-5 - 45	3/20/2026 13:40	0.00	2.70	17.50	79.80	0.08	
GP-5 - 45	3/24/2026 11:19	0.00	0.00	21.10	78.90	-0.07	
GP-5 - 45	3/26/2026 13:00	0.00	1.70	18.60	79.70	0.06	
GP-5 - 93	1/9/2026 09:51	0.00	10.20	7.10	82.70	-0.76	
GP-5 - 93	1/16/2026 09:11	0.00	9.70	7.10	83.20	-0.39	
GP-5 - 93	1/23/2026 12:44	0.00	10.60	6.00	83.40	0.54	Valve Adjustment:Reduced System Vac/Flare Down
GP-5 - 93	1/28/2026 11:14	0.00	0.20	1.30	98.50	0.18	
GP-5 - 93	1/29/2026 13:00	0.00	10.40	6.40	83.20	0.35	Valve Adjustment:Reduced System Vac/Flare Down
GP-5 - 93	2/3/2026 12:22	0.00	10.40	6.40	83.20	0.11	
GP-5 - 93	2/9/2026 09:22	0.00	10.70	5.80	83.50	0.13	Valve Adjustment:Reduced System Vac/Flare Down
GP-5 - 93	2/20/2026 13:33	0.00	10.70	6.20	83.10	-0.01	
GP-5 - 93	2/23/2026 11:26	0.00	0.00	18.90	81.10	-5.50	
GP-5 - 93	2/27/2026 07:03	0.00	10.00	7.50	82.50	-0.26	
GP-5 - 93	3/3/2026 12:50	0.00	10.40	7.50	82.10	0.02	
GP-5 - 93	3/12/2026 13:00	0.00	9.20	8.90	81.90	0.25	
GP-5 - 93	3/20/2026 13:44	0.00	8.40	9.40	82.20	0.24	
GP-5 - 93	3/24/2026 11:32	0.00	0.10	20.90	79.00	-0.41	
GP-5 - 93	3/26/2026 13:04	0.00	8.10	9.70	82.20	0.19	
GP-6 - 10	1/9/2026 12:30	0.00	0.40	20.10	79.50	0.02	
GP-6 - 10	1/23/2026 10:12	0.00	0.60	19.20	80.20	0.01	Valve Adjustment:Reduced System Vac/Flare Down

Chiquita Canyon Landfill - Monitoring . ,obes Data - 01/01/2026 to 03/31/2026

Point Name	Record Date	CH4 (% by vol)	CO2 (% by vol)	O2 (% by vol)	Bal Gas (% by vol)	Rel Press ("H2O)	Comments
GP-6 - 10	1/28/2026 10:56	0.00	0.60	1.30	98.10	0.01	
GP-6 - 10	2/3/2026 13:08	0.00	0.40	20.00	79.60	0.01	
GP-6 - 10	2/20/2026 14:04	0.00	1.60	19.90	78.50	0.01	
GP-6 - 10	2/23/2026 11:14	0.00	0.50	18.70	80.80	0.00	
GP-6 - 10	3/3/2026 13:19	0.00	1.20	19.60	79.20	0.00	
GP-6 - 10	3/12/2026 13:23	0.00	1.10	20.00	78.90	0.01	
GP-6 - 10	3/24/2026 11:09	0.00	0.70	20.70	78.60	0.01	
GP-6 - 10	3/27/2026 09:42	0.00	0.30	19.60	80.10	0.00	
GP-6 - 30	1/9/2026 12:33	0.00	0.50	19.80	79.70	0.01	
GP-6 - 30	1/23/2026 10:14	0.00	0.50	18.80	80.70	0.00	Valve Adjustment:Reduced System Vac/Flare Down
GP-6 - 30	1/28/2026 10:58	0.00	0.70	1.20	98.10	-0.05	
GP-6 - 30	2/3/2026 13:10	0.00	0.50	19.20	80.30	-0.02	
GP-6 - 30	2/20/2026 14:06	0.00	0.50	19.40	80.10	0.01	
GP-6 - 30	2/23/2026 11:16	0.00	0.60	18.00	81.40	0.00	
GP-6 - 30	3/3/2026 13:21	0.00	0.50	18.90	80.60	0.02	
GP-6 - 30	3/12/2026 13:27	0.00	0.40	19.30	80.30	0.04	
GP-6 - 30	3/24/2026 11:11	0.00	0.60	19.60	79.80	-0.04	
GP-6 - 30	3/27/2026 09:44	0.00	0.30	18.50	81.20	-0.01	
GP-6 - 60	1/9/2026 12:36	0.00	0.20	20.90	78.90	-0.11	
GP-6 - 60	1/23/2026 10:17	0.00	0.10	20.20	79.70	0.05	Valve Adjustment:Reduced System Vac/Flare Down
GP-6 - 60	1/28/2026 11:00	0.00	0.10	1.30	98.60	0.26	
GP-6 - 60	2/3/2026 13:13	0.00	0.10	20.70	79.20	0.13	
GP-6 - 60	2/20/2026 14:08	0.00	0.20	21.20	78.60	0.05	
GP-6 - 60	2/23/2026 11:18	0.00	0.00	19.10	80.90	-0.10	
GP-6 - 60	3/3/2026 13:24	0.00	0.10	20.70	79.20	0.06	
GP-6 - 60	3/12/2026 13:31	0.00	0.10	21.00	78.90	0.32	
GP-6 - 60	3/24/2026 11:13	0.00	0.10	21.20	78.70	-0.24	
GP-6 - 60	3/27/2026 09:47	0.00	0.10	19.90	80.00	-0.17	
GP-7 - 10	1/9/2026 12:46	0.00	0.60	20.20	79.20	-0.02	



Chiquita Canyon Landfill - Monitoring . . obes Data - 01/01/2026 to 03/31/2026

Point Name	Record Date	CH4 (% by vol)	CO2 (% by vol)	O2 (% by vol)	Bal Gas (% by vol)	Rel Press ("H2O)	Comments
GP-7 - 10	1/23/2026 10:00	0.00	0.70	19.20	80.10	0.00	Valve Adjustment:Reduced System Vac/Flare Down
GP-7 - 10	1/28/2026 10:49	0.00	0.50	1.30	98.20	0.04	
GP-7 - 10	2/3/2026 13:23	0.00	0.40	20.40	79.20	0.00	
GP-7 - 10	2/20/2026 14:13	0.00	0.30	20.20	79.50	0.00	
GP-7 - 10	2/23/2026 11:00	0.00	0.30	18.80	80.90	0.00	
GP-7 - 10	3/3/2026 13:30	0.00	0.40	20.20	79.40	0.01	
GP-7 - 10	3/12/2026 13:37	0.00	0.40	20.70	78.90	0.04	
GP-7 - 10	3/24/2026 11:01	0.00	0.40	21.30	78.30	-0.08	
GP-7 - 10	3/27/2026 09:53	0.00	0.20	19.80	80.00	-0.01	
GP-7 - 30	1/9/2026 12:48	0.00	1.10	20.30	78.60	-0.08	
GP-7 - 30	1/23/2026 10:03	0.00	1.20	18.60	80.20	0.00	Valve Adjustment:Reduced System Vac/Flare Down
GP-7 - 30	1/28/2026 10:51	0.00	0.70	1.20	98.10	-0.02	
GP-7 - 30	2/3/2026 13:25	0.00	1.00	19.30	79.70	-0.02	
GP-7 - 30	2/20/2026 14:15	0.00	1.00	19.00	80.00	-0.03	
GP-7 - 30	2/23/2026 11:02	0.00	0.70	18.20	81.10	-4.60	
GP-7 - 30	3/3/2026 13:32	0.00	0.90	18.80	80.30	0.05	
GP-7 - 30	3/12/2026 13:39	0.00	0.90	19.30	79.80	0.09	
GP-7 - 30	3/24/2026 11:03	0.00	0.00	21.60	78.40	-0.41	
GP-7 - 30	3/27/2026 09:55	0.00	0.70	18.50	80.80	-0.03	
GP-7 - 60	1/9/2026 12:52	0.00	2.40	16.80	80.80	-0.40	
GP-7 - 60	1/23/2026 10:06	0.00	2.70	15.10	82.20	0.04	Valve Adjustment:Reduced System Vac/Flare Down
GP-7 - 60	1/28/2026 10:53	0.00	0.00	1.30	98.70	-0.06	
GP-7 - 60	2/3/2026 13:28	0.00	2.70	15.40	81.90	0.12	
GP-7 - 60	2/20/2026 14:18	0.00	2.80	15.50	81.70	-0.10	
GP-7 - 60	2/23/2026 11:03	0.00	0.00	19.10	80.90	-0.40	
GP-7 - 60	3/3/2026 13:35	0.00	2.70	15.20	82.10	0.04	
GP-7 - 60	3/12/2026 13:42	0.00	2.70	15.40	81.90	0.45	
GP-7 - 60	3/24/2026 11:05	0.00	0.70	20.50	78.80	-0.15	
GP-7 - 60	3/27/2026 09:58	0.00	2.40	14.50	83.10	-0.28	

Chiquita Canyon Landfill - Monitoring . .obes Data - 01/01/2026 to 03/31/2026

Point Name	Record Date	CH4 (% by vol)	CO2 (% by vol)	O2 (% by vol)	Bal Gas (% by vol)	Rel Press ("H2O)	Comments
GP-8 - 10	1/28/2026 10:32	0.00	0.60	1.20	98.20	0.03	
GP-8 - 10	1/28/2026 11:56	0.00	0.50	19.30	80.20	0.08	Valve Adjustment:Reduced System Vac/Flare Down
GP-8 - 10	2/4/2026 10:15	0.00	0.30	19.30	80.40	0.01	
GP-8 - 10	2/23/2026 10:46	0.00	0.80	18.70	80.50	0.20	
GP-8 - 10	3/2/2026 12:58	0.00	1.00	18.30	80.70	0.09	
GP-8 - 10	3/24/2026 10:33	0.00	1.40	20.40	78.20	-0.05	
GP-8 - 60	1/28/2026 10:34	0.00	0.10	1.30	98.60	0.02	
GP-8 - 60	1/28/2026 11:59	0.00	0.80	17.70	81.50	0.22	Valve Adjustment:Reduced System Vac/Flare Down
GP-8 - 60	2/4/2026 10:18	0.00	0.30	17.30	82.40	-0.03	
GP-8 - 60	2/23/2026 10:49	0.00	0.00	19.10	80.90	-1.20	
GP-8 - 60	3/2/2026 13:02	0.00	0.70	15.70	83.60	0.27	
GP-8 - 60	3/24/2026 10:35	0.00	0.50	19.70	79.80	-0.29	
GP-8 - 120	1/28/2026 10:36	0.00	0.10	1.30	98.60	-0.33	
GP-8 - 120	1/28/2026 12:04	0.00	0.60	17.80	81.60	0.30	Valve Adjustment:Reduced System Vac/Flare Down
GP-8 - 120	2/4/2026 10:23	0.00	0.30	16.80	82.90	-0.45	
GP-8 - 120	2/23/2026 10:51	0.00	0.00	19.10	80.90	-0.20	
GP-8 - 120	3/2/2026 13:06	0.00	0.80	16.00	83.20	0.55	
GP-8 - 120	3/24/2026 10:37	0.00	1.00	18.40	80.60	-0.60	
GP-9 - 25	1/28/2026 10:23	0.00	0.10	1.20	98.70	0.00	
GP-9 - 25	1/28/2026 12:15	0.00	11.00	8.90	80.10	0.65	Valve Adjustment:Reduced System Vac/Flare Down
GP-9 - 25	2/4/2026 10:33	0.00	10.40	8.60	81.00	0.09	
GP-9 - 25	2/23/2026 10:34	0.00	0.30	18.50	81.20	0.20	
GP-9 - 25	3/2/2026 13:15	0.00	10.50	8.10	81.40	0.52	
GP-9 - 25	3/24/2026 10:23	0.00	0.00	21.80	78.20	-0.34	
GP-9 - 55	1/28/2026 10:25	0.00	0.10	1.20	98.70	0.05	
GP-9 - 55	1/28/2026 12:18	0.00	0.00	21.20	78.80	0.23	Valve Adjustment:Reduced System Vac/Flare Down
GP-9 - 55	2/4/2026 10:36	0.00	0.00	20.70	79.30	0.02	
GP-9 - 55	2/23/2026 10:36	0.00	0.00	19.00	81.00	-6.70	

Chiquita Canyon Landfill - Monitoring . . obes Data - 01/01/2026 to 03/31/2026

Point Name	Record Date	CH4 (% by vol)	CO2 (% by vol)	O2 (% by vol)	Bal Gas (% by vol)	Rel Press ("H2O)	Comments
GP-9 - 55	3/2/2026 13:18	0.00	0.00	21.10	78.90	0.18	
GP-9 - 55	3/24/2026 10:25	0.00	0.00	21.80	78.20	-0.16	
GP-9 - 83	1/28/2026 10:27	0.00	0.40	1.20	98.40	0.03	
GP-9 - 83	1/28/2026 12:22	0.00	1.10	18.60	80.30	0.05	Valve Adjustment:Reduced System Vac/Flare Down
GP-9 - 83	2/4/2026 10:39	0.00	0.00	20.80	79.20	0.01	
GP-9 - 83	2/23/2026 10:40	0.00	0.00	19.10	80.90	-4.50	
GP-9 - 83	3/2/2026 13:21	0.00	0.00	21.20	78.80	0.01	
GP-9 - 83	3/24/2026 10:27	0.00	0.00	21.90	78.10	-0.04	
GP-A - 10	1/29/2026 09:58	0.00	0.00	20.50	79.50	-2.04	Valve Adjustment:Reduced System Vac/Flare Down
GP-A - 10	2/27/2026 09:47	0.00	0.00	20.90	79.10	-2.22	
GP-A - 10	3/24/2026 09:38	0.00	0.00	21.50	78.50	-2.86	
GP-A - 11	1/28/2026 09:55	0.00	0.10	1.20	98.70	-2.15	
GP-A - 11	2/23/2026 09:54	0.00	0.00	19.30	80.70	-6.10	
GP-A - 11	3/25/2026 13:24	0.00	0.10	20.60	79.30	-2.03	
GP-A - 51	1/28/2026 09:57	0.00	0.00	1.20	98.80	-2.16	
GP-A - 51	1/29/2026 10:04	0.00	0.00	20.80	79.20	-2.12	Valve Adjustment:Reduced System Vac/Flare Down
GP-A - 51	2/23/2026 09:57	0.00	0.00	19.50	80.50	-2.00	
GP-A - 51	2/27/2026 09:50	0.00	0.00	20.90	79.10	-2.43	
GP-A - 51	3/24/2026 09:41	0.00	0.00	21.60	78.40	-3.06	
GP-A - 51	3/25/2026 13:28	0.00	0.00	21.30	78.70	-2.16	
GP-A - 102	1/28/2026 09:59	0.00	0.10	1.20	98.70	-0.03	
GP-A - 102	1/29/2026 10:08	0.00	0.00	20.90	79.10	-0.04	Valve Adjustment:Reduced System Vac/Flare Down
GP-A - 102	2/23/2026 10:00	0.00	0.00	19.40	80.60	-0.50	
GP-A - 102	2/27/2026 09:54	0.00	0.00	20.90	79.10	-0.02	
GP-A - 102	3/24/2026 09:43	0.00	0.00	21.70	78.30	-0.31	
GP-A - 102	3/25/2026 13:32	0.00	0.00	21.40	78.60	-0.07	
GP-A - 151.5	1/29/2026 10:13	0.00	0.00	20.80	79.20	-0.43	Valve Adjustment:Reduced System Vac/Flare Down
GP-A - 151.5	2/27/2026 10:00	0.00	0.00	20.90	79.10	-0.42	

Chiquita Canyon Landfill - Monitoring . .obes Data - 01/01/2026 to 03/31/2026

Point Name	Record Date	CH4 (% by vol)	CO2 (% by vol)	O2 (% by vol)	Bal Gas (% by vol)	Rel Press ("H2O)	Comments
GP-A - 151.5	3/25/2026 13:39	0.00	0.00	21.60	78.40	-0.34	
GP-A - 152	1/28/2026 10:01	0.00	0.10	1.20	98.70	-0.14	
GP-A - 152	2/23/2026 10:02	0.00	0.00	19.40	80.60	-2.60	
GP-A - 152	3/24/2026 09:45	0.00	0.00	21.70	78.30	-0.53	
GP-10 - 22	1/28/2026 10:08	0.00	2.40	1.10	96.50	0.01	
GP-10 - 22	1/28/2026 13:08	0.00	3.80	15.20	81.00	0.34	Valve Adjustment:Reduced System Vac/Flare Down
GP-10 - 22	2/9/2026 13:26	0.00	5.00	13.60	81.40	0.42	
GP-10 - 22	2/23/2026 10:09	0.00	1.90	17.70	80.40	-4.10	
GP-10 - 22	3/24/2026 09:51	0.00	1.80	20.20	78.00	-0.17	
GP-10 - 22	3/25/2026 13:50	0.00	3.40	15.20	81.40	0.19	
GP-10 - 37	1/28/2026 10:10	0.00	0.80	1.10	98.10	-0.42	
GP-10 - 37	1/28/2026 13:11	0.00	15.30	2.40	82.30	0.81	Valve Adjustment:Reduced System Vac/Flare Down
GP-10 - 37	2/9/2026 13:29	0.00	16.30	1.30	82.40	1.50	
GP-10 - 37	2/23/2026 10:11	0.00	0.30	17.80	81.90	-0.60	
GP-10 - 37	3/24/2026 09:53	0.00	1.00	18.70	80.30	-0.85	
GP-10 - 37	3/25/2026 13:53	0.00	6.70	7.40	85.90	0.35	
GP-10 - 63	1/28/2026 10:12	0.00	0.00	1.20	98.80	-0.30	
GP-10 - 63	1/28/2026 13:15	0.00	16.00	1.00	83.00	0.72	Valve Adjustment:Reduced System Vac/Flare Down
GP-10 - 63	2/9/2026 13:32	0.00	16.40	0.70	82.90	1.14	
GP-10 - 63	2/23/2026 10:13	0.00	0.00	19.10	80.90	-0.90	
GP-10 - 63	3/24/2026 09:55	0.00	0.00	21.60	78.40	-0.68	
GP-10 - 63	3/25/2026 13:57	0.00	15.30	2.00	82.70	0.30	
GP-10 - 87	1/28/2026 10:14	0.00	0.00	1.20	98.80	-0.29	
GP-10 - 87	1/28/2026 13:18	0.00	11.70	5.30	83.00	0.85	Valve Adjustment:Reduced System Vac/Flare Down
GP-10 - 87	2/9/2026 13:35	0.00	12.00	5.20	82.80	1.32	
GP-10 - 87	2/23/2026 10:17	0.00	0.00	19.20	80.80	-0.10	
GP-10 - 87	3/24/2026 09:57	0.00	0.00	21.50	78.50	-0.72	
GP-10 - 87	3/25/2026 14:01	0.00	11.30	6.10	82.60	0.37	
GP-11 - 10	1/2/2026 07:36	0.00	0.00	20.50	79.50	-0.69	

Chiquita Canyon Landfill - Monitoring . . obes Data - 01/01/2026 to 03/31/2026

Point Name	Record Date	CH4 (% by vol)	CO2 (% by vol)	O2 (% by vol)	Bal Gas (% by vol)	Rel Press ("H2O)	Comments
GP-11 - 10	1/5/2026 07:20	0.00	0.00	20.60	79.40	-0.80	
GP-11 - 10	1/6/2026 07:21	0.00	0.00	20.50	79.50	-0.82	
GP-11 - 10	1/7/2026 08:32	0.00	0.10	20.60	79.30	-0.55	
GP-11 - 10	1/8/2026 08:26	0.00	0.00	20.10	79.90	-0.87	
GP-11 - 10	1/9/2026 07:28	0.00	0.00	21.20	78.80	-1.64	
GP-11 - 10	1/12/2026 07:47	0.00	0.00	22.00	78.00	-0.93	
GP-11 - 10	1/13/2026 07:12	0.00	0.00	20.80	79.20	-0.66	
GP-11 - 10	1/14/2026 08:20	0.00	0.00	20.60	79.40	-0.95	
GP-11 - 10	1/15/2026 08:26	0.00	0.00	20.30	79.70	-0.82	
GP-11 - 10	1/16/2026 08:25	0.00	0.10	20.00	79.90	-0.97	
GP-11 - 10	1/19/2026 07:05	0.00	1.80	17.70	80.50	0.08	Valve Adjustment:Reduced System Vac/Flare Down
GP-11 - 10	1/20/2026 07:23	0.00	0.60	19.10	80.30	-0.25	Valve Adjustment:Reduced System Vac/Flare Down
GP-11 - 10	1/21/2026 07:18	0.00	1.20	17.80	81.00	-0.01	Valve Adjustment:Reduced System Vac/Flare Down
GP-11 - 10	1/22/2026 08:15	0.00	2.20	17.50	80.30	0.15	Valve Adjustment:Reduced System Vac/Flare Down
GP-11 - 10	1/23/2026 08:32	0.10	1.50	15.50	82.90	-0.15	Valve Adjustment:Reduced System Vac/Flare Down
GP-11 - 10	1/26/2026 08:14	0.00	0.10	21.70	78.20	-1.07	Valve Adjustment:Reduced System Vac/Flare Down
GP-11 - 10	1/27/2026 08:45	0.00	0.00	20.20	79.80	-0.96	Valve Adjustment:Reduced System Vac/Flare Down
GP-11 - 10	1/28/2026 08:54	0.00	0.10	20.40	79.50	-0.55	Valve Adjustment:Reduced System Vac/Flare Down
GP-11 - 10	1/28/2026 09:43	0.00	0.20	1.20	98.60	-0.56	
GP-11 - 10	1/29/2026 09:34	0.00	0.00	20.40	79.60	-0.68	Valve Adjustment:Reduced System Vac/Flare Down
GP-11 - 10	1/30/2026 08:34	0.00	0.10	20.00	79.90	-0.68	Valve Adjustment:Reduced System Vac/Flare Down
GP-11 - 10	2/2/2026 07:43	0.00	0.10	20.50	79.40	-0.64	Valve Adjustment:Reduced System Vac/Flare Down
GP-11 - 10	2/3/2026 08:21	0.00	0.00	20.30	79.70	-0.88	
GP-11 - 10	2/4/2026 08:35	0.00	0.00	20.20	79.80	-0.70	
GP-11 - 10	2/5/2026 08:47	0.00	0.10	20.10	79.80	-0.49	Valve Adjustment:Reduced System Vac/Flare Down

Chiquita Canyon Landfill - Monitoring . . obes Data - 01/01/2026 to 03/31/2026

Point Name	Record Date	CH4 (% by vol)	CO2 (% by vol)	O2 (% by vol)	Bal Gas (% by vol)	Rel Press ("H2O)	Comments
GP-11 - 10	2/6/2026 07:31	0.00	0.00	20.50	79.50	-0.62	
GP-11 - 10	2/9/2026 08:32	0.00	0.20	19.40	80.40	-0.13	Valve Adjustment:Reduced System Vac/Flare Down
GP-11 - 10	2/10/2026 14:18	0.00	1.30	18.10	80.60	0.12	Valve Adjustment:Reduced System Vac/Flare Down
GP-11 - 10	2/11/2026 07:22	0.00	0.30	20.80	78.90	-0.76	
GP-11 - 10	2/12/2026 08:26	0.00	0.80	20.10	79.10	-0.62	
GP-11 - 10	2/13/2026 08:52	0.00	0.10	19.80	80.10	-0.31	
GP-11 - 10	2/16/2026 06:55	0.00	1.90	17.30	80.80	0.34	
GP-11 - 10	2/17/2026 07:29	0.00	0.10	20.20	79.70	-0.79	
GP-11 - 10	2/18/2026 07:03	0.00	0.40	20.50	79.10	-0.62	
GP-11 - 10	2/19/2026 13:21	0.00	1.10	17.70	81.20	0.34	
GP-11 - 10	2/20/2026 07:18	0.00	0.00	20.80	79.20	-0.76	
GP-11 - 10	2/23/2026 09:38	0.00	0.00	19.50	80.50	-0.40	
GP-11 - 10	2/23/2026 11:56	0.00	0.10	20.50	79.40	-0.27	Valve Adjustment:Reduced System Vac/Flare Down
GP-11 - 10	2/24/2026 07:15	0.00	0.10	20.00	79.90	-0.24	
GP-11 - 10	2/25/2026 09:36	0.00	0.40	19.80	79.80	-0.38	Valve Adjustment:Reduced System Vac/Flare Down
GP-11 - 10	2/26/2026 07:37	0.00	0.00	20.40	79.60	-0.39	Valve Adjustment:Reduced System Vac/Flare Down
GP-11 - 10	3/3/2026 09:07	0.00	0.10	19.40	80.50	-0.70	
GP-11 - 10	3/12/2026 09:26	0.00	0.00	19.90	80.10	-0.87	
GP-11 - 10	3/20/2026 12:38	0.00	0.20	19.10	80.70	-0.17	
GP-11 - 10	3/24/2026 09:23	0.00	0.10	21.50	78.40	-0.65	
GP-11 - 10	3/26/2026 08:59	0.00	0.10	19.90	80.00	-0.58	Valve Adjustment:Reduced System Vac/Flare Down
GP-11 - 70	1/2/2026 07:40	0.00	1.40	19.00	79.60	-1.47	
GP-11 - 70	1/5/2026 07:24	0.00	1.60	18.80	79.60	-1.64	
GP-11 - 70	1/6/2026 07:25	0.00	1.60	19.10	79.30	-1.65	
GP-11 - 70	1/7/2026 08:35	0.00	1.70	18.70	79.60	-1.11	
GP-11 - 70	1/8/2026 08:30	0.00	1.50	18.60	79.90	-1.79	
GP-11 - 70	1/9/2026 07:32	0.00	0.50	20.20	79.30	-3.23	
GP-11 - 70	1/12/2026 07:52	0.00	1.10	20.50	78.40	-1.84	

Chiquita Canyon Landfill - Monitoring . . obes Data - 01/01/2026 to 03/31/2026

Point Name	Record Date	CH4 (% by vol)	CO2 (% by vol)	O2 (% by vol)	Bal Gas (% by vol)	Rel Press ("H2O)	Comments
GP-11 - 70	1/13/2026 07:18	0.00	0.40	20.40	79.20	-1.68	
GP-11 - 70	1/14/2026 08:24	0.00	1.00	19.00	80.00	-1.82	
GP-11 - 70	1/15/2026 08:29	0.00	1.50	18.30	80.20	-1.57	
GP-11 - 70	1/16/2026 08:28	0.00	1.70	18.20	80.10	-1.82	
GP-11 - 70	1/19/2026 07:09	0.00	2.20	18.10	79.70	0.10	Valve Adjustment:Reduced System Vac/Flare Down
GP-11 - 70	1/20/2026 07:27	0.00	2.40	18.10	79.50	-0.49	Valve Adjustment:Reduced System Vac/Flare Down
GP-11 - 70	1/21/2026 07:22	0.00	2.50	18.00	79.50	-0.14	Valve Adjustment:Reduced System Vac/Flare Down
GP-11 - 70	1/22/2026 08:18	0.00	2.60	16.80	80.60	0.14	Valve Adjustment:Reduced System Vac/Flare Down
GP-11 - 70	1/23/2026 08:36	0.00	2.70	16.70	80.60	-0.26	Valve Adjustment:Reduced System Vac/Flare Down
GP-11 - 70	1/26/2026 08:19	0.00	1.20	20.30	78.50	-2.08	Valve Adjustment:Reduced System Vac/Flare Down
GP-11 - 70	1/27/2026 08:49	0.00	1.60	18.70	79.70	-1.92	Valve Adjustment:Reduced System Vac/Flare Down
GP-11 - 70	1/28/2026 08:58	0.00	1.80	18.60	79.60	-1.07	Valve Adjustment:Reduced System Vac/Flare Down
GP-11 - 70	1/28/2026 09:45	0.00	2.20	1.10	96.70	-1.23	
GP-11 - 70	1/29/2026 09:37	0.00	2.10	17.90	80.00	-1.32	Valve Adjustment:Reduced System Vac/Flare Down
GP-11 - 70	1/30/2026 08:38	0.00	2.00	17.90	80.10	-1.37	Valve Adjustment:Reduced System Vac/Flare Down
GP-11 - 70	2/2/2026 07:47	0.00	2.20	18.20	79.60	-1.17	Valve Adjustment:Reduced System Vac/Flare Down
GP-11 - 70	2/3/2026 08:25	0.00	1.50	18.50	80.00	-1.75	
GP-11 - 70	2/4/2026 08:41	0.00	1.30	18.60	80.10	-1.49	Valve Adjustment:Reduced System Vac/Flare Down
GP-11 - 70	2/5/2026 08:50	0.00	1.90	18.10	80.00	-1.00	Valve Adjustment:Reduced System Vac/Flare Down
GP-11 - 70	2/6/2026 07:34	0.00	2.10	18.10	79.80	-1.16	
GP-11 - 70	2/9/2026 08:36	0.00	2.30	17.90	79.80	-0.33	Valve Adjustment:Reduced System Vac/Flare Down
GP-11 - 70	2/10/2026 14:22	0.00	2.60	17.60	79.80	0.00	Valve Adjustment:Reduced System Vac/Flare Down
GP-11 - 70	2/11/2026 07:26	0.00	2.90	18.20	78.90	-1.44	
GP-11 - 70	2/12/2026 08:30	0.00	2.00	18.30	79.70	-1.35	

Chiquita Canyon Landfill - Monitoring . . obes Data - 01/01/2026 to 03/31/2026

Point Name	Record Date	CH4 (% by vol)	CO2 (% by vol)	O2 (% by vol)	Bal Gas (% by vol)	Rel Press ("H2O)	Comments
GP-11 - 70	2/13/2026 08:56	0.00	2.50	17.60	79.90	-0.65	
GP-11 - 70	2/16/2026 06:58	0.00	2.90	17.10	80.00	0.54	
GP-11 - 70	2/17/2026 07:33	0.00	2.50	17.80	79.70	-1.55	
GP-11 - 70	2/18/2026 07:06	0.00	2.90	17.50	79.60	-1.09	
GP-11 - 70	2/19/2026 13:24	0.00	2.60	17.60	79.80	0.42	
GP-11 - 70	2/20/2026 07:21	0.00	2.50	18.30	79.20	-1.53	
GP-11 - 70	2/23/2026 09:40	0.00	0.60	18.90	80.50	-1.20	
GP-11 - 70	2/23/2026 11:59	0.00	1.70	18.60	79.70	-0.84	Valve Adjustment:Reduced System Vac/Flare Down
GP-11 - 70	2/24/2026 07:18	0.00	2.20	17.90	79.90	-0.51	
GP-11 - 70	2/25/2026 09:41	0.00	2.30	17.40	80.30	-0.85	Valve Adjustment:Reduced System Vac/Flare Down
GP-11 - 70	2/26/2026 07:40	0.00	2.40	17.70	79.90	-0.87	Valve Adjustment:Reduced System Vac/Flare Down
GP-11 - 70	3/3/2026 09:11	0.00	1.90	17.40	80.70	-1.43	
GP-11 - 70	3/12/2026 09:30	0.00	1.40	17.80	80.80	-1.79	
GP-11 - 70	3/20/2026 12:41	0.00	1.80	17.30	80.90	-0.57	
GP-11 - 70	3/24/2026 09:25	0.00	0.20	21.30	78.50	-1.37	
GP-11 - 70	3/26/2026 09:02	0.00	1.70	17.40	80.90	-1.20	
GP-11 - 141	1/2/2026 07:46	0.00	0.00	21.10	78.90	-0.90	
GP-11 - 141	1/5/2026 07:30	0.00	0.00	21.00	79.00	-0.91	
GP-11 - 141	1/6/2026 07:32	0.00	0.00	21.30	78.70	-1.30	
GP-11 - 141	1/7/2026 08:41	0.00	0.00	21.20	78.80	-0.26	
GP-11 - 141	1/8/2026 08:37	0.00	0.00	20.60	79.40	-1.07	
GP-11 - 141	1/9/2026 07:39	0.00	0.00	20.90	79.10	-3.81	
GP-11 - 141	1/12/2026 08:01	0.00	0.00	22.50	77.50	-1.53	
GP-11 - 141	1/13/2026 07:23	0.00	0.00	21.10	78.90	-1.21	
GP-11 - 141	1/14/2026 08:30	0.00	0.00	20.70	79.30	-1.11	
GP-11 - 141	1/15/2026 08:35	0.00	0.00	20.40	79.60	-0.43	
GP-11 - 141	1/16/2026 08:34	0.00	0.00	20.50	79.50	-0.47	
GP-11 - 141	1/19/2026 07:15	0.00	0.00	21.00	79.00	0.30	Valve Adjustment:Reduced System Vac/Flare Down

Chiquita Canyon Landfill - Monitoring . .obes Data - 01/01/2026 to 03/31/2026

Point Name	Record Date	CH4 (% by vol)	CO2 (% by vol)	O2 (% by vol)	Bal Gas (% by vol)	Rel Press ("H2O)	Comments
GP-11 - 141	1/20/2026 07:33	0.00	0.00	21.00	79.00	-0.41	Valve Adjustment:Reduced System Vac/Flare Down
GP-11 - 141	1/21/2026 07:31	0.00	0.20	19.20	80.60	-0.04	Valve Adjustment:Reduced System Vac/Flare Down
GP-11 - 141	1/22/2026 08:29	0.00	0.00	21.00	79.00	0.38	Valve Adjustment:Reduced System Vac/Flare Down
GP-11 - 141	1/23/2026 08:42	0.00	0.00	20.50	79.50	0.91	Valve Adjustment:Reduced System Vac/Flare Down
GP-11 - 141	1/26/2026 08:30	0.00	0.00	22.50	77.50	-1.59	Valve Adjustment:Reduced System Vac/Flare Down
GP-11 - 141	1/27/2026 08:55	0.00	0.00	20.60	79.40	-2.31	Valve Adjustment:Reduced System Vac/Flare Down
GP-11 - 141	1/28/2026 09:05	0.00	0.00	20.60	79.40	-1.05	Valve Adjustment:Reduced System Vac/Flare Down
GP-11 - 141	1/28/2026 09:47	0.00	0.10	1.20	98.70	-1.63	
GP-11 - 141	1/29/2026 09:43	0.00	0.00	20.90	79.10	-1.55	Valve Adjustment:Reduced System Vac/Flare Down
GP-11 - 141	1/30/2026 08:43	0.00	0.00	20.30	79.70	-1.60	Valve Adjustment:Reduced System Vac/Flare Down
GP-11 - 141	2/2/2026 07:53	0.00	0.00	20.90	79.10	-0.24	
GP-11 - 141	2/3/2026 08:31	0.00	0.00	20.30	79.70	-1.51	
GP-11 - 141	2/4/2026 08:48	0.00	0.00	20.60	79.40	-1.43	Valve Adjustment:Reduced System Vac/Flare Down
GP-11 - 141	2/5/2026 08:56	0.00	0.00	20.60	79.40	-0.32	Valve Adjustment:Reduced System Vac/Flare Down
GP-11 - 141	2/6/2026 07:40	0.00	0.00	20.60	79.40	-0.37	
GP-11 - 141	2/9/2026 08:41	0.00	0.00	20.80	79.20	0.17	Valve Adjustment:Reduced System Vac/Flare Down
GP-11 - 141	2/10/2026 14:28	0.00	0.00	21.40	78.60	1.15	Valve Adjustment:Reduced System Vac/Flare Down
GP-11 - 141	2/11/2026 07:33	0.00	0.00	21.80	78.20	-0.42	
GP-11 - 141	2/12/2026 08:35	0.00	0.00	20.80	79.20	-1.40	
GP-11 - 141	2/13/2026 09:01	0.00	0.00	20.50	79.50	-0.05	
GP-11 - 141	2/16/2026 07:03	0.00	0.00	21.10	78.90	1.74	
GP-11 - 141	2/17/2026 07:38	0.00	0.00	20.60	79.40	-0.85	
GP-11 - 141	2/18/2026 07:11	0.00	0.00	21.70	78.30	-0.07	
GP-11 - 141	2/19/2026 13:29	0.00	0.00	21.20	78.80	1.16	
GP-11 - 141	2/20/2026 07:26	0.00	0.00	21.30	78.70	-1.05	

Chiquita Canyon Landfill - Monitoring . . obes Data - 01/01/2026 to 03/31/2026

Point Name	Record Date	CH4 (% by vol)	CO2 (% by vol)	O2 (% by vol)	Bal Gas (% by vol)	Rel Press ("H2O)	Comments
GP-11 - 141	2/23/2026 09:42	0.00	0.00	19.40	80.60	-4.00	
GP-11 - 141	2/23/2026 12:05	0.00	0.00	21.60	78.40	-1.44	Valve Adjustment:Reduced System Vac/Flare Down
GP-11 - 141	2/24/2026 07:24	0.00	0.00	20.90	79.10	-0.21	
GP-11 - 141	2/25/2026 09:46	0.00	0.00	20.50	79.50	-0.40	Valve Adjustment:Reduced System Vac/Flare Down
GP-11 - 141	2/26/2026 07:46	0.00	0.00	20.70	79.30	-0.74	Valve Adjustment:Reduced System Vac/Flare Down
GP-11 - 141	3/3/2026 09:17	0.00	0.00	19.80	80.20	-0.97	
GP-11 - 141	3/12/2026 09:35	0.00	0.00	19.90	80.10	-2.32	
GP-11 - 141	3/20/2026 12:45	0.00	0.00	20.30	79.70	-0.20	
GP-11 - 141	3/24/2026 09:28	0.00	0.00	21.50	78.50	-1.07	
GP-11 - 141	3/26/2026 09:08	0.00	0.00	20.10	79.90	-0.72	
GP-11 - 208	1/2/2026 07:57	0.20	1.70	15.40	82.70	-1.01	
GP-11 - 208	1/5/2026 07:40	0.20	1.80	14.90	83.10	-1.16	
GP-11 - 208	1/6/2026 07:45	0.20	2.00	14.40	83.40	-1.38	
GP-11 - 208	1/7/2026 08:52	0.20	2.20	13.90	83.70	-0.62	
GP-11 - 208	1/8/2026 08:50	0.30	2.30	13.00	84.40	-1.26	
GP-11 - 208	1/9/2026 07:51	0.00	1.10	16.80	82.10	-3.50	
GP-11 - 208	1/12/2026 08:19	0.00	1.40	16.10	82.50	-1.85	
GP-11 - 208	1/13/2026 07:34	0.10	1.20	15.90	82.80	-1.42	
GP-11 - 208	1/14/2026 08:42	0.20	2.40	12.40	85.00	-1.41	
GP-11 - 208	1/15/2026 08:46	0.30	2.70	11.30	85.70	-0.96	
GP-11 - 208	1/16/2026 08:44	0.20	2.00	13.60	84.20	-1.10	
GP-11 - 208	1/19/2026 07:26	0.20	4.40	10.90	84.50	0.31	Valve Adjustment:Reduced System Vac/Flare Down
GP-11 - 208	1/20/2026 07:43	0.20	3.00	13.00	83.80	-0.44	Valve Adjustment:Reduced System Vac/Flare Down
GP-11 - 208	1/21/2026 07:40	0.20	3.10	12.90	83.80	-0.16	Valve Adjustment:Reduced System Vac/Flare Down
GP-11 - 208	1/22/2026 08:37	0.20	3.60	12.80	83.40	0.41	Valve Adjustment:Reduced System Vac/Flare Down
GP-11 - 208	1/23/2026 08:53	0.40	3.60	10.60	85.40	0.22	Valve Adjustment:Reduced System Vac/Flare Down
GP-11 - 208	1/26/2026 08:50	0.00	1.10	20.70	78.20	-2.42	Valve Adjustment:Reduced System Vac/Flare Down

Chiquita Canyon Landfill - Monitoring . .obes Data - 01/01/2026 to 03/31/2026

Point Name	Record Date	CH4 (% by vol)	CO2 (% by vol)	O2 (% by vol)	Bal Gas (% by vol)	Rel Press ("H2O)	Comments
GP-11 - 208	1/27/2026 09:05	0.00	0.50	19.50	80.00	-2.06	Valve Adjustment:Reduced System Vac/Flare Down
GP-11 - 208	1/28/2026 09:12	0.00	0.10	20.40	79.50	-1.65	Valve Adjustment:Reduced System Vac/Flare Down
GP-11 - 208	1/28/2026 09:49	0.00	0.10	1.20	98.70	-3.72	
GP-11 - 208	1/29/2026 09:50	0.00	0.10	20.50	79.40	-1.70	Valve Adjustment:Reduced System Vac/Flare Down
GP-11 - 208	1/30/2026 08:49	0.00	0.00	20.10	79.90	-1.83	Valve Adjustment:Reduced System Vac/Flare Down
GP-11 - 208	2/2/2026 08:00	0.00	0.10	20.60	79.30	-0.76	Valve Adjustment:Reduced System Vac/Flare Down
GP-11 - 208	2/3/2026 08:38	0.00	0.10	19.80	80.10	-1.60	
GP-11 - 208	2/4/2026 08:54	0.00	0.00	20.10	79.90	-1.40	Valve Adjustment:Reduced System Vac/Flare Down
GP-11 - 208	2/5/2026 09:02	0.00	0.00	20.50	79.50	-0.66	Valve Adjustment:Reduced System Vac/Flare Down
GP-11 - 208	2/6/2026 07:47	0.00	0.00	20.50	79.50	-0.83	
GP-11 - 208	2/9/2026 08:49	0.00	0.20	19.50	80.30	0.03	Valve Adjustment:Reduced System Vac/Flare Down
GP-11 - 208	2/10/2026 14:37	0.00	0.80	18.90	80.30	0.61	Valve Adjustment:Reduced System Vac/Flare Down
GP-11 - 208	2/11/2026 07:40	0.00	0.20	21.30	78.50	-0.96	
GP-11 - 208	2/12/2026 08:42	0.00	0.10	20.50	79.40	-1.30	
GP-11 - 208	2/13/2026 09:08	0.00	0.20	19.90	79.90	-0.29	
GP-11 - 208	2/16/2026 07:10	0.00	1.90	17.90	80.20	1.35	
GP-11 - 208	2/17/2026 07:44	0.00	0.00	20.50	79.50	-1.11	
GP-11 - 208	2/18/2026 07:18	0.00	0.00	20.80	79.20	-0.57	
GP-11 - 208	2/19/2026 13:37	0.00	0.90	18.80	80.30	0.81	
GP-11 - 208	2/20/2026 07:34	0.00	0.10	20.90	79.00	-1.19	
GP-11 - 208	2/23/2026 09:45	0.00	0.30	18.90	80.80	-8.30	
GP-11 - 208	2/23/2026 12:12	0.00	0.10	20.70	79.20	-1.38	Valve Adjustment:Reduced System Vac/Flare Down
GP-11 - 208	2/24/2026 07:31	0.00	0.10	20.50	79.40	-0.46	
GP-11 - 208	2/25/2026 09:53	0.00	0.10	19.90	80.00	-0.57	Valve Adjustment:Reduced System Vac/Flare Down
GP-11 - 208	2/26/2026 07:53	0.00	0.10	20.40	79.50	-0.71	Valve Adjustment:Reduced System Vac/Flare Down

Chiquita Canyon Landfill - Monitoring . .obes Data - 01/01/2026 to 03/31/2026

Point Name	Record Date	CH4 (% by vol)	CO2 (% by vol)	O2 (% by vol)	Bal Gas (% by vol)	Rel Press ("H2O)	Comments
GP-11 - 208	3/3/2026 09:24	0.00	0.10	19.40	80.50	-1.34	
GP-11 - 208	3/12/2026 09:42	0.00	0.10	19.40	80.50	-2.47	
GP-11 - 208	3/20/2026 12:51	0.00	0.00	20.30	79.70	-0.31	
GP-11 - 208	3/24/2026 09:30	0.00	0.50	20.80	78.70	-1.10	
GP-11 - 208	3/26/2026 09:16	0.00	0.10	19.20	80.70	-0.87	
GP-12 - 12	1/28/2026 09:29	0.00	0.10	1.20	98.70	-0.03	
GP-12 - 12	1/29/2026 09:11	0.00	0.00	20.20	79.80	0.00	Valve Adjustment:Reduced System Vac/Flare Down
GP-12 - 12	2/23/2026 09:22	0.00	0.00	19.40	80.60	0.00	
GP-12 - 12	2/23/2026 12:25	0.00	0.00	21.50	78.50	0.00	Valve Adjustment:Reduced System Vac/Flare Down
GP-12 - 12	3/24/2026 09:09	0.00	0.00	21.60	78.40	-0.01	
GP-12 - 12	3/25/2026 10:45	0.00	0.00	21.00	79.00	0.00	
GP-12 - 38	1/28/2026 09:31	0.00	0.00	1.20	98.80	-0.06	
GP-12 - 38	1/29/2026 09:14	0.00	0.00	20.20	79.80	0.00	Valve Adjustment:Reduced System Vac/Flare Down
GP-12 - 38	2/23/2026 09:24	0.00	0.00	19.50	80.50	0.00	
GP-12 - 38	2/23/2026 12:28	0.00	0.00	20.90	79.10	0.00	Valve Adjustment:Reduced System Vac/Flare Down
GP-12 - 38	3/24/2026 09:11	0.00	0.00	21.70	78.30	-0.02	
GP-12 - 38	3/25/2026 10:48	0.00	0.00	21.20	78.80	0.00	
GP-12 - 74	1/28/2026 09:33	0.00	0.00	1.20	98.80	0.01	
GP-12 - 74	1/29/2026 09:17	0.00	0.00	20.20	79.80	0.00	Valve Adjustment:Reduced System Vac/Flare Down
GP-12 - 74	2/23/2026 09:27	0.00	0.00	19.40	80.60	-4.90	
GP-12 - 74	2/23/2026 12:31	0.00	0.00	20.70	79.30	-0.01	Valve Adjustment:Reduced System Vac/Flare Down
GP-12 - 74	3/24/2026 09:13	0.00	0.00	21.60	78.40	-0.06	
GP-12 - 74	3/25/2026 10:51	0.00	0.00	21.10	78.90	0.00	
GP-12 - 110	1/28/2026 09:35	0.00	0.00	1.20	98.80	-0.03	
GP-12 - 110	1/29/2026 09:21	0.00	0.00	20.20	79.80	0.00	Valve Adjustment:Reduced System Vac/Flare Down
GP-12 - 110	2/23/2026 09:28	0.00	0.00	19.50	80.50	-1.00	
GP-12 - 110	2/23/2026 12:36	0.00	0.00	20.80	79.20	0.00	Valve Adjustment:Reduced System Vac/Flare Down

Chiquita Canyon Landfill - Monitoring Probes Data - 01/01/2026 to 03/31/2026

Point Name	Record Date	CH4 (% by vol)	CO2 (% by vol)	O2 (% by vol)	Bal Gas (% by vol)	Rel Press ("H2O)	Comments
GP-12 - 110	3/24/2026 09:15	0.00	0.00	21.70	78.30	-0.01	
GP-12 - 110	3/25/2026 10:56	0.00	0.00	21.20	78.80	0.00	
GP-12 - 224	1/28/2026 09:37	0.00	0.00	1.20	98.80	-0.08	
GP-12 - 224	1/29/2026 09:28	0.00	0.00	20.20	79.80	-0.01	Valve Adjustment:Reduced System Vac/Flare Down
GP-12 - 224	2/23/2026 09:31	0.00	0.00	19.50	80.50	-1.60	
GP-12 - 224	2/23/2026 12:42	0.00	0.00	20.70	79.30	0.00	Valve Adjustment:Reduced System Vac/Flare Down
GP-12 - 224	3/24/2026 09:18	0.00	0.00	21.60	78.40	0.05	
GP-12 - 224	3/25/2026 11:02	0.00	0.00	21.20	78.80	0.00	
GP-13 - 10	1/2/2026 08:05	0.10	0.10	20.90	78.90	-0.01	
GP-13 - 10	1/5/2026 07:55	0.10	0.10	20.50	79.30	-0.01	
GP-13 - 10	1/6/2026 07:56	0.00	0.20	21.20	78.60	-0.01	
GP-13 - 10	1/7/2026 07:20	0.00	0.00	20.30	79.70	0.00	
GP-13 - 10	1/8/2026 08:59	0.00	0.20	20.10	79.70	-0.01	
GP-13 - 10	1/9/2026 08:04	0.00	0.10	20.60	79.30	0.00	
GP-13 - 10	1/12/2026 08:28	0.00	0.10	21.60	78.30	-0.01	
GP-13 - 10	1/13/2026 07:45	0.00	0.00	20.50	79.50	-0.01	
GP-13 - 10	1/14/2026 07:37	0.00	0.10	20.60	79.30	-0.01	
GP-13 - 10	1/15/2026 07:59	0.40	0.00	20.10	79.50	0.00	
GP-13 - 10	1/16/2026 07:57	0.30	0.10	20.20	79.40	-0.02	
GP-13 - 10	1/19/2026 07:39	0.00	1.10	19.00	79.90	0.00	Valve Adjustment:Reduced System Vac/Flare Down
GP-13 - 10	1/20/2026 08:37	0.10	0.80	19.00	80.10	0.00	Valve Adjustment:Reduced System Vac/Flare Down
GP-13 - 10	1/21/2026 07:52	0.00	0.70	18.80	80.50	0.00	Valve Adjustment:Reduced System Vac/Flare Down
GP-13 - 10	1/22/2026 09:13	0.00	1.10	18.30	80.60	0.00	Valve Adjustment:Reduced System Vac/Flare Down
GP-13 - 10	1/23/2026 08:01	0.40	0.90	18.80	79.90	0.00	Valve Adjustment:Reduced System Vac/Flare Down
GP-13 - 10	1/26/2026 09:00	0.00	0.10	22.40	77.50	0.00	Valve Adjustment:Reduced System Vac/Flare Down
GP-13 - 10	1/27/2026 07:19	0.00	0.10	20.60	79.30	0.00	Valve Adjustment:Reduced System Vac/Flare Down

Chiquita Canyon Landfill - Monitoring . robes Data - 01/01/2026 to 03/31/2026

Point Name	Record Date	CH4 (% by vol)	CO2 (% by vol)	O2 (% by vol)	Bal Gas (% by vol)	Rel Press ("H2O)	Comments
GP-13 - 10	1/28/2026 07:50	0.00	0.20	20.40	79.40	-0.01	Valve Adjustment:Reduced System Vac/Flare Down
GP-13 - 10	1/28/2026 09:03	0.00	0.40	1.20	98.40	-0.05	
GP-13 - 10	1/29/2026 08:46	0.00	0.30	19.90	79.80	0.00	Valve Adjustment:Reduced System Vac/Flare Down
GP-13 - 10	1/30/2026 08:02	0.00	0.20	20.40	79.40	0.00	Valve Adjustment:Reduced System Vac/Flare Down
GP-13 - 10	2/2/2026 07:19	0.10	0.10	20.20	79.60	-0.01	Valve Adjustment:Reduced System Vac/Flare Down
GP-13 - 10	2/3/2026 07:51	0.00	0.20	20.70	79.10	-0.01	
GP-13 - 10	2/4/2026 08:03	0.00	0.10	20.60	79.30	-0.05	Valve Adjustment:Reduced System Vac/Flare Down
GP-13 - 10	2/5/2026 08:17	0.00	0.20	20.50	79.30	-0.01	Valve Adjustment:Reduced System Vac/Flare Down
GP-13 - 10	2/6/2026 07:08	0.00	0.10	20.50	79.40	0.00	
GP-13 - 10	2/9/2026 08:05	0.00	0.40	20.20	79.40	0.00	Valve Adjustment:Reduced System Vac/Flare Down
GP-13 - 10	2/10/2026 08:41	0.20	0.40	19.30	80.10	0.00	Valve Adjustment:Reduced System Vac/Flare Down
GP-13 - 10	2/11/2026 09:05	0.00	0.10	19.80	80.10	0.00	
GP-13 - 10	2/12/2026 09:32	0.00	0.20	20.40	79.40	-0.01	
GP-13 - 10	2/13/2026 08:20	0.00	0.20	20.10	79.70	-0.01	
GP-13 - 10	2/17/2026 08:33	0.00	0.00	20.10	79.90	-0.01	
GP-13 - 10	2/18/2026 07:47	0.00	0.00	20.50	79.50	-0.01	Valve Adjustment:Reduced System Vac/Flare Down
GP-13 - 10	2/19/2026 07:00	0.00	0.10	20.50	79.40	-0.01	
GP-13 - 10	2/20/2026 08:19	0.00	0.10	20.90	79.00	0.00	
GP-13 - 10	2/23/2026 07:13	0.00	0.10	20.50	79.40	0.00	
GP-13 - 10	2/23/2026 09:01	0.00	0.30	18.60	81.10	0.00	
GP-13 - 10	2/24/2026 08:12	0.00	0.30	20.00	79.70	0.00	
GP-13 - 10	2/25/2026 07:38	0.00	1.00	20.70	78.30	0.00	Valve Adjustment:Reduced System Vac/Flare Down
GP-13 - 10	2/26/2026 08:05	0.00	0.20	19.80	80.00	0.00	Valve Adjustment:Reduced System Vac/Flare Down
GP-13 - 10	2/27/2026 08:26	0.00	1.00	20.30	78.70	0.00	
GP-13 - 10	3/2/2026 07:41	0.00	1.20	20.30	78.50	0.00	
GP-13 - 10	3/3/2026 07:35	0.00	0.10	20.50	79.40	0.00	

Chiquita Canyon Landfill - Monitoring Probes Data - 01/01/2026 to 03/31/2026

Point Name	Record Date	CH4 (% by vol)	CO2 (% by vol)	O2 (% by vol)	Bal Gas (% by vol)	Rel Press ("H2O)	Comments
GP-13 - 10	3/4/2026 07:30	0.00	0.20	20.40	79.40	0.00	
GP-13 - 10	3/5/2026 08:07	0.00	0.10	20.60	79.30	-0.02	
GP-13 - 10	3/6/2026 07:06	0.00	0.10	20.60	79.30	-0.01	
GP-13 - 10	3/9/2026 07:43	0.00	0.20	20.50	79.30	0.00	
GP-13 - 10	3/10/2026 07:42	0.00	0.10	20.70	79.20	0.00	
GP-13 - 10	3/11/2026 07:57	0.00	0.10	20.80	79.10	-0.01	
GP-13 - 10	3/12/2026 08:00	0.00	0.10	20.60	79.30	-0.01	
GP-13 - 10	3/13/2026 07:36	0.00	0.20	20.50	79.30	-0.01	
GP-13 - 10	3/16/2026 08:25	0.00	0.10	20.40	79.50	0.00	
GP-13 - 10	3/17/2026 07:42	0.00	0.20	20.50	79.30	0.00	
GP-13 - 10	3/18/2026 08:05	0.00	0.10	20.60	79.30	-0.01	
GP-13 - 10	3/19/2026 08:09	0.00	0.10	20.50	79.40	-0.01	
GP-13 - 10	3/20/2026 09:05	0.00	0.20	20.30	79.50	-0.01	
GP-13 - 10	3/23/2026 08:04	0.00	0.20	20.50	79.30	0.00	
GP-13 - 10	3/24/2026 08:08	0.00	0.20	22.00	77.80	-0.01	
GP-13 - 10	3/24/2026 08:51	0.00	0.40	21.40	78.20	-0.05	
GP-13 - 10	3/25/2026 08:23	0.00	0.20	20.50	79.30	-0.01	
GP-13 - 10	3/26/2026 07:48	0.00	0.20	20.40	79.40	0.00	
GP-13 - 10	3/27/2026 07:37	0.00	0.20	20.60	79.20	0.00	
GP-13 - 10	3/30/2026 07:55	0.00	0.20	20.50	79.30	0.00	
GP-13 - 10	3/31/2026 08:08	0.00	0.20	20.40	79.40	0.00	
GP-13 - 29	1/2/2026 08:07	0.00	0.80	20.20	79.00	-0.12	
GP-13 - 29	1/5/2026 07:57	0.00	0.90	19.50	79.60	-0.14	
GP-13 - 29	1/6/2026 07:58	0.00	1.00	20.30	78.70	-0.12	
GP-13 - 29	1/7/2026 07:22	0.00	1.20	19.10	79.70	-0.09	
GP-13 - 29	1/8/2026 09:02	0.00	0.90	19.30	79.80	-0.12	
GP-13 - 29	1/9/2026 08:06	0.00	0.60	20.20	79.20	-0.22	
GP-13 - 29	1/12/2026 08:30	0.00	0.60	20.80	78.60	-0.11	
GP-13 - 29	1/13/2026 07:47	0.00	0.90	19.50	79.60	-0.13	
GP-13 - 29	1/14/2026 07:40	0.00	0.90	19.40	79.70	-0.13	

Chiquita Canyon Landfill - Monitoring . robes Data - 01/01/2026 to 03/31/2026

Point Name	Record Date	CH4 (% by vol)	CO2 (% by vol)	O2 (% by vol)	Bal Gas (% by vol)	Rel Press ("H2O)	Comments
GP-13 - 29	1/15/2026 08:01	0.00	1.10	19.00	79.90	-0.11	
GP-13 - 29	1/16/2026 08:00	0.00	1.10	18.80	80.10	-0.15	
GP-13 - 29	1/19/2026 07:41	0.00	2.80	15.10	82.10	-0.01	Valve Adjustment:Reduced System Vac/Flare Down
GP-13 - 29	1/20/2026 08:39	0.00	2.70	16.40	80.90	-0.05	Valve Adjustment:Reduced System Vac/Flare Down
GP-13 - 29	1/21/2026 07:54	0.00	3.40	16.10	80.50	-0.03	Valve Adjustment:Reduced System Vac/Flare Down
GP-13 - 29	1/22/2026 09:15	0.00	4.00	13.60	82.40	0.00	Valve Adjustment:Reduced System Vac/Flare Down
GP-13 - 29	1/23/2026 08:03	0.00	4.10	15.70	80.20	-0.04	Valve Adjustment:Reduced System Vac/Flare Down
GP-13 - 29	1/26/2026 09:02	0.00	1.20	20.70	78.10	-0.14	Valve Adjustment:Reduced System Vac/Flare Down
GP-13 - 29	1/27/2026 07:21	0.00	1.40	19.10	79.50	-0.09	Valve Adjustment:Reduced System Vac/Flare Down
GP-13 - 29	1/28/2026 07:52	0.00	1.60	18.50	79.90	-0.05	Valve Adjustment:Reduced System Vac/Flare Down
GP-13 - 29	1/28/2026 09:05	0.00	1.90	1.20	96.90	-0.11	
GP-13 - 29	1/29/2026 08:48	0.00	1.90	17.70	80.40	-0.08	Valve Adjustment:Reduced System Vac/Flare Down
GP-13 - 29	1/30/2026 08:05	0.00	1.70	18.50	79.80	-0.10	Valve Adjustment:Reduced System Vac/Flare Down
GP-13 - 29	2/2/2026 07:21	0.00	1.70	18.60	79.70	-0.11	Valve Adjustment:Reduced System Vac/Flare Down
GP-13 - 29	2/3/2026 07:53	0.00	1.40	19.40	79.20	-0.13	
GP-13 - 29	2/4/2026 08:05	0.00	1.10	19.50	79.40	-0.17	Valve Adjustment:Reduced System Vac/Flare Down
GP-13 - 29	2/5/2026 08:19	0.00	1.20	19.10	79.70	-0.11	Valve Adjustment:Reduced System Vac/Flare Down
GP-13 - 29	2/6/2026 07:10	0.00	1.50	18.90	79.60	-0.09	
GP-13 - 29	2/9/2026 08:07	0.00	2.10	18.00	79.90	-0.04	Valve Adjustment:Reduced System Vac/Flare Down
GP-13 - 29	2/10/2026 08:43	0.00	2.60	17.10	80.30	-0.08	Valve Adjustment:Reduced System Vac/Flare Down
GP-13 - 29	2/11/2026 09:07	0.00	1.90	18.30	79.80	-0.15	
GP-13 - 29	2/12/2026 09:34	0.00	1.40	19.10	79.50	-0.10	
GP-13 - 29	2/13/2026 08:22	0.00	1.70	18.20	80.10	-0.08	
GP-13 - 29	2/17/2026 08:35	0.00	1.20	19.10	79.70	-0.18	

Chiquita Canyon Landfill - Monitoring . .obes Data - 01/01/2026 to 03/31/2026

Point Name	Record Date	CH4 (% by vol)	CO2 (% by vol)	O2 (% by vol)	Bal Gas (% by vol)	Rel Press ("H2O)	Comments
GP-13 - 29	2/18/2026 07:49	0.00	1.30	19.30	79.40	-0.17	Valve Adjustment:Reduced System Vac/Flare Down
GP-13 - 29	2/19/2026 07:03	0.00	1.30	19.30	79.40	-0.05	
GP-13 - 29	2/20/2026 08:21	0.00	1.40	19.60	79.00	-0.15	
GP-13 - 29	2/23/2026 07:15	0.00	1.40	18.80	79.80	-0.10	
GP-13 - 29	2/23/2026 09:03	0.00	1.60	17.70	80.70	0.00	
GP-13 - 29	2/24/2026 08:15	0.00	1.80	18.00	80.20	-0.06	
GP-13 - 29	2/25/2026 07:41	0.00	1.80	18.80	79.40	-0.07	Valve Adjustment:Reduced System Vac/Flare Down
GP-13 - 29	2/26/2026 08:07	0.00	1.80	18.00	80.20	-0.07	Valve Adjustment:Reduced System Vac/Flare Down
GP-13 - 29	2/27/2026 08:28	0.00	1.80	18.60	79.60	-0.08	
GP-13 - 29	3/2/2026 07:43	0.00	1.80	18.50	79.70	-0.08	
GP-13 - 29	3/3/2026 07:38	0.00	1.70	18.80	79.50	-0.12	
GP-13 - 29	3/4/2026 07:32	0.00	1.70	18.70	79.60	-0.10	
GP-13 - 29	3/5/2026 08:09	0.00	1.60	19.00	79.40	-0.19	
GP-13 - 29	3/6/2026 07:08	0.00	1.50	19.20	79.30	-0.12	
GP-13 - 29	3/9/2026 07:46	0.00	2.00	18.40	79.60	-0.06	
GP-13 - 29	3/10/2026 07:44	0.00	1.80	19.20	79.00	-0.10	
GP-13 - 29	3/11/2026 08:00	0.00	1.20	19.70	79.10	-0.13	
GP-13 - 29	3/12/2026 08:02	0.00	1.30	19.20	79.50	-0.10	
GP-13 - 29	3/13/2026 07:38	0.00	1.80	18.60	79.60	-0.05	
GP-13 - 29	3/16/2026 08:27	0.00	1.60	18.90	79.50	-0.10	
GP-13 - 29	3/17/2026 07:44	0.00	1.90	18.70	79.40	-0.10	
GP-13 - 29	3/18/2026 08:07	0.00	1.80	19.00	79.20	-0.10	
GP-13 - 29	3/19/2026 08:11	0.00	1.60	19.00	79.40	-0.11	
GP-13 - 29	3/20/2026 09:08	0.00	1.60	18.70	79.70	-0.08	
GP-13 - 29	3/23/2026 08:06	0.00	1.90	18.90	79.20	-0.09	
GP-13 - 29	3/24/2026 08:12	0.00	1.80	20.20	78.00	-0.09	
GP-13 - 29	3/24/2026 08:53	0.00	2.20	19.70	78.10	-0.11	
GP-13 - 29	3/25/2026 08:25	0.00	1.80	19.00	79.20	-0.09	
GP-13 - 29	3/26/2026 07:50	0.00	1.60	18.70	79.70	-0.09	

Chiquita Canyon Landfill - Monitoring . robes Data - 01/01/2026 to 03/31/2026

Point Name	Record Date	CH4 (% by vol)	CO2 (% by vol)	O2 (% by vol)	Bal Gas (% by vol)	Rel Press ("H2O)	Comments
GP-13 - 29	3/27/2026 07:40	0.00	1.60	19.00	79.40	-0.09	
GP-13 - 29	3/30/2026 07:57	0.00	1.60	18.90	79.50	-0.08	
GP-13 - 29	3/31/2026 08:11	0.00	1.60	18.80	79.60	-0.13	
GP-13 - 58	1/2/2026 08:12	8.70	9.80	1.80	79.70	-0.45	
GP-13 - 58	1/5/2026 08:00	10.90	9.80	1.40	77.90	-0.71	
GP-13 - 58	1/6/2026 08:01	0.00	11.30	4.70	84.00	-0.72	
GP-13 - 58	1/7/2026 07:26	10.00	10.30	1.60	78.10	0.02	
GP-13 - 58	1/8/2026 09:05	5.10	10.30	1.90	82.70	-0.74	
GP-13 - 58	1/9/2026 08:11	0.00	4.90	15.80	79.30	-2.37	
GP-13 - 58	1/12/2026 08:35	4.40	7.40	1.90	86.30	-0.50	
GP-13 - 58	1/13/2026 07:50	8.70	8.90	1.40	81.00	-0.49	
GP-13 - 58	1/14/2026 07:43	9.50	9.60	0.60	80.30	-0.33	
GP-13 - 58	1/15/2026 08:05	10.30	10.10	0.00	79.60	0.00	
GP-13 - 58	1/16/2026 08:04	8.50	10.00	0.40	81.10	-0.44	
GP-13 - 58	1/19/2026 07:45	9.20	10.70	1.20	78.90	0.25	Valve Adjustment:Reduced System Vac/Flare Down
GP-13 - 58	1/20/2026 08:42	4.70	11.20	0.20	83.90	-0.53	Valve Adjustment:Reduced System Vac/Flare Down
GP-13 - 58	1/21/2026 07:58	4.50	11.40	1.30	82.80	-0.16	Valve Adjustment:Reduced System Vac/Flare Down
GP-13 - 58	1/22/2026 09:19	15.30	9.70	1.60	73.40	0.21	Valve Adjustment:Reduced System Vac/Flare Down
GP-13 - 58	1/23/2026 08:06	14.40	10.10	1.40	74.10	0.36	Valve Adjustment:Reduced System Vac/Flare Down
GP-13 - 58	1/26/2026 09:07	0.00	7.10	12.00	80.90	-1.67	Valve Adjustment:Reduced System Vac/Flare Down
GP-13 - 58	1/27/2026 07:25	0.00	7.70	10.80	81.50	-0.95	Valve Adjustment:Reduced System Vac/Flare Down
GP-13 - 58	1/28/2026 07:56	0.00	8.80	8.20	83.00	-0.43	Valve Adjustment:Reduced System Vac/Flare Down
GP-13 - 58	1/28/2026 09:08	0.00	8.90	0.90	90.20	-0.66	
GP-13 - 58	1/29/2026 08:51	0.00	11.30	0.70	88.00	-0.71	Valve Adjustment:Reduced System Vac/Flare Down
GP-13 - 58	1/30/2026 08:08	0.00	10.70	6.70	82.60	-0.77	Valve Adjustment:Reduced System Vac/Flare Down
GP-13 - 58	2/2/2026 07:24	8.60	10.30	1.50	79.60	-0.42	Valve Adjustment:Reduced System Vac/Flare Down

Chiquita Canyon Landfill - Monitoring . .obes Data - 01/01/2026 to 03/31/2026

Point Name	Record Date	CH4 (% by vol)	CO2 (% by vol)	O2 (% by vol)	Bal Gas (% by vol)	Rel Press ("H2O)	Comments
GP-13 - 58	2/3/2026 07:56	0.10	9.50	10.40	80.00	-1.21	
GP-13 - 58	2/4/2026 08:09	0.00	8.30	10.20	81.50	-0.89	Valve Adjustment:Reduced System Vac/Flare Down
GP-13 - 58	2/5/2026 08:22	0.00	10.00	3.80	86.20	-0.42	Valve Adjustment:Reduced System Vac/Flare Down
GP-13 - 58	2/6/2026 07:13	0.00	11.60	3.30	85.10	-0.67	
GP-13 - 58	2/9/2026 08:10	0.00	9.70	5.20	85.10	0.01	Valve Adjustment:Reduced System Vac/Flare Down
GP-13 - 58	2/10/2026 08:47	4.90	10.80	0.00	84.30	-0.13	Valve Adjustment:Reduced System Vac/Flare Down
GP-13 - 58	2/11/2026 09:11	0.00	11.30	6.00	82.70	-1.51	
GP-13 - 58	2/12/2026 09:38	0.00	7.80	11.80	80.40	-1.39	
GP-13 - 58	2/13/2026 08:25	0.00	8.70	7.80	83.50	-0.60	
GP-13 - 58	2/17/2026 08:39	0.00	6.90	13.30	79.80	-2.06	
GP-13 - 58	2/18/2026 07:53	0.00	7.30	9.70	83.00	-1.42	Valve Adjustment:Reduced System Vac/Flare Down
GP-13 - 58	2/19/2026 07:06	0.00	6.70	12.60	80.70	-0.62	
GP-13 - 58	2/20/2026 08:24	0.00	7.00	13.10	79.90	-1.88	
GP-13 - 58	2/23/2026 07:18	0.00	6.10	12.70	81.20	-1.18	
GP-13 - 58	2/23/2026 09:06	0.00	3.70	17.80	78.50	-0.90	
GP-13 - 58	2/24/2026 08:18	0.00	7.60	9.50	82.90	-0.62	
GP-13 - 58	2/25/2026 07:44	0.00	7.50	11.00	81.50	-0.76	Valve Adjustment:Reduced System Vac/Flare Down
GP-13 - 58	2/26/2026 08:11	0.00	6.80	11.70	81.50	-0.92	Valve Adjustment:Reduced System Vac/Flare Down
GP-13 - 58	2/27/2026 08:31	0.00	6.80	11.90	81.30	-0.93	
GP-13 - 58	3/2/2026 07:47	0.00	7.10	11.50	81.40	-0.99	
GP-13 - 58	3/3/2026 07:41	0.00	7.10	12.30	80.60	-1.39	
GP-13 - 58	3/4/2026 07:35	0.00	6.70	12.30	81.00	-1.15	
GP-13 - 58	3/5/2026 08:13	0.00	6.60	12.50	80.90	-1.10	
GP-13 - 58	3/6/2026 07:13	0.00	6.00	13.70	80.30	-1.53	
GP-13 - 58	3/9/2026 07:49	0.00	7.70	10.10	82.20	-0.56	
GP-13 - 58	3/10/2026 07:48	0.00	6.60	13.00	80.40	-1.50	
GP-13 - 58	3/11/2026 08:04	0.00	5.00	15.00	80.00	-1.98	

Chiquita Canyon Landfill - Monitoring . . obes Data - 01/01/2026 to 03/31/2026

Point Name	Record Date	CH4 (% by vol)	CO2 (% by vol)	O2 (% by vol)	Bal Gas (% by vol)	Rel Press ("H2O)	Comments
GP-13 - 58	3/12/2026 08:05	0.00	5.50	13.70	80.80	-1.45	
GP-13 - 58	3/13/2026 07:41	0.00	7.30	10.70	82.00	-0.49	
GP-13 - 58	3/16/2026 08:30	0.00	6.40	12.60	81.00	-1.37	
GP-13 - 58	3/17/2026 07:47	0.00	7.40	11.30	81.30	-1.10	
GP-13 - 58	3/18/2026 08:11	0.00	6.60	12.40	81.00	-1.34	
GP-13 - 58	3/19/2026 08:15	0.00	5.80	13.20	81.00	-1.34	
GP-13 - 58	3/20/2026 09:11	0.00	6.30	12.30	81.40	-0.99	
GP-13 - 58	3/23/2026 08:09	0.00	6.60	12.20	81.20	-1.18	
GP-13 - 58	3/24/2026 08:15	0.00	6.90	12.90	80.20	-1.39	
GP-13 - 58	3/24/2026 08:55	0.00	6.70	12.70	80.60	-1.43	
GP-13 - 58	3/25/2026 08:29	0.00	6.40	12.60	81.00	-1.20	
GP-13 - 58	3/26/2026 07:54	0.00	6.40	11.60	82.00	-1.03	
GP-13 - 58	3/27/2026 07:43	0.00	6.10	12.30	81.60	-1.14	
GP-13 - 58	3/30/2026 08:01	0.00	5.90	12.50	81.60	-0.99	
GP-13 - 58	3/31/2026 08:14	0.00	6.10	11.90	82.00	-1.25	
GP-13 - 87	1/2/2026 08:18	3.20	9.10	1.50	86.20	-0.73	
GP-13 - 87	1/5/2026 08:04	3.00	9.00	1.50	86.50	-1.11	
GP-13 - 87	1/6/2026 08:06	3.20	9.10	1.40	86.30	-1.17	
GP-13 - 87	1/7/2026 07:30	3.00	9.20	1.40	86.40	-0.09	
GP-13 - 87	1/8/2026 09:11	3.00	8.90	1.60	86.50	-1.14	
GP-13 - 87	1/9/2026 08:16	4.60	8.70	2.40	84.30	-3.28	
GP-13 - 87	1/12/2026 08:41	2.80	8.10	1.70	87.40	-0.63	
GP-13 - 87	1/13/2026 07:54	2.90	8.90	1.30	86.90	-0.81	
GP-13 - 87	1/14/2026 07:47	3.00	9.30	0.60	87.10	-0.54	
GP-13 - 87	1/15/2026 08:09	3.30	9.50	0.10	87.10	-0.19	
GP-13 - 87	1/16/2026 08:08	3.80	9.50	0.40	86.30	-0.62	
GP-13 - 87	1/19/2026 07:49	3.50	9.30	1.00	86.20	-0.06	Valve Adjustment:Reduced System Vac/Flare Down
GP-13 - 87	1/20/2026 08:47	4.00	9.40	0.10	86.50	-1.06	Valve Adjustment:Reduced System Vac/Flare Down
GP-13 - 87	1/21/2026 08:03	5.20	9.30	1.10	84.40	-0.52	Valve Adjustment:Reduced System Vac/Flare Down

Chiquita Canyon Landfill - Monitoring . . obes Data - 01/01/2026 to 03/31/2026

Point Name	Record Date	CH4 (% by vol)	CO2 (% by vol)	O2 (% by vol)	Bal Gas (% by vol)	Rel Press ("H2O)	Comments
GP-13 - 87	1/22/2026 09:24	3.70	9.00	1.40	85.90	-0.01	Valve Adjustment:Reduced System Vac/Flare Down
GP-13 - 87	1/23/2026 08:10	4.90	9.20	1.10	84.80	0.17	Valve Adjustment:Reduced System Vac/Flare Down
GP-13 - 87	1/26/2026 09:14	4.60	9.90	0.00	85.50	-2.36	Valve Adjustment:Reduced System Vac/Flare Down
GP-13 - 87	1/27/2026 07:30	5.10	9.20	2.20	83.50	-1.47	Valve Adjustment:Reduced System Vac/Flare Down
GP-13 - 87	1/28/2026 08:01	5.40	9.30	1.60	83.70	-0.81	Valve Adjustment:Reduced System Vac/Flare Down
GP-13 - 87	1/28/2026 09:13	6.20	9.80	0.80	83.20	-0.93	
GP-13 - 87	1/29/2026 08:56	4.00	9.50	0.00	86.50	-1.18	Valve Adjustment:Reduced System Vac/Flare Down
GP-13 - 87	1/30/2026 08:12	5.90	9.60	0.50	84.00	-1.23	Valve Adjustment:Reduced System Vac/Flare Down
GP-13 - 87	2/2/2026 07:29	3.60	9.20	1.40	85.80	-0.63	Valve Adjustment:Reduced System Vac/Flare Down
GP-13 - 87	2/3/2026 08:01	4.00	8.80	1.40	85.80	-1.78	
GP-13 - 87	2/4/2026 08:13	3.70	8.50	1.70	86.10	-1.27	Valve Adjustment:Reduced System Vac/Flare Down
GP-13 - 87	2/5/2026 08:27	2.90	8.50	1.90	86.70	-0.66	Valve Adjustment:Reduced System Vac/Flare Down
GP-13 - 87	2/6/2026 07:17	2.90	9.00	1.20	86.90	-1.02	
GP-13 - 87	2/9/2026 08:15	2.90	9.20	0.30	87.60	-0.20	Valve Adjustment:Reduced System Vac/Flare Down
GP-13 - 87	2/10/2026 08:52	3.20	9.40	0.10	87.30	-0.23	Valve Adjustment:Reduced System Vac/Flare Down
GP-13 - 87	2/11/2026 09:15	3.50	9.30	0.10	87.10	-2.08	
GP-13 - 87	2/12/2026 09:44	3.10	9.10	0.50	87.30	-1.91	
GP-13 - 87	2/13/2026 08:29	2.80	9.10	1.10	87.00	-0.87	
GP-13 - 87	2/17/2026 08:43	2.40	8.20	2.70	86.70	-2.70	
GP-13 - 87	2/18/2026 07:57	2.40	8.20	3.10	86.30	-1.86	Valve Adjustment:Reduced System Vac/Flare Down
GP-13 - 87	2/19/2026 07:10	2.60	8.60	2.30	86.50	-0.94	
GP-13 - 87	2/20/2026 08:29	2.60	8.90	1.30	87.20	-2.56	
GP-13 - 87	2/23/2026 07:22	2.80	8.30	1.40	87.50	-1.77	
GP-13 - 87	2/23/2026 09:09	2.30	7.30	9.80	80.60	-2.10	
GP-13 - 87	2/24/2026 08:22	2.90	8.70	0.80	87.60	-0.89	

Chiquita Canyon Landfill - Monitoring Probes Data - 01/01/2026 to 03/31/2026

Point Name	Record Date	CH4 (% by vol)	CO2 (% by vol)	O2 (% by vol)	Bal Gas (% by vol)	Rel Press ("H2O)	Comments
GP-13 - 87	2/25/2026 07:48	2.40	8.20	2.50	86.90	-1.05	Valve Adjustment:Reduced System Vac/Flare Down
GP-13 - 87	2/26/2026 08:16	2.40	8.00	2.30	87.30	-1.42	Valve Adjustment:Reduced System Vac/Flare Down
GP-13 - 87	2/27/2026 08:35	2.40	8.10	2.20	87.30	-1.37	
GP-13 - 87	3/2/2026 07:51	2.40	8.40	1.90	87.30	-1.43	
GP-13 - 87	3/3/2026 07:46	2.50	8.90	1.00	87.60	-1.88	
GP-13 - 87	3/4/2026 07:40	2.40	8.70	1.70	87.20	-1.72	
GP-13 - 87	3/5/2026 08:17	2.30	7.90	2.80	87.00	-1.68	
GP-13 - 87	3/6/2026 07:18	2.30	8.00	2.80	86.90	-2.11	
GP-13 - 87	3/9/2026 07:53	2.30	8.10	2.60	87.00	-0.74	
GP-13 - 87	3/10/2026 07:53	2.40	8.60	1.80	87.20	-2.19	
GP-13 - 87	3/11/2026 08:08	1.30	6.00	4.30	88.40	-3.02	
GP-13 - 87	3/12/2026 08:09	1.80	7.30	2.60	88.30	-2.31	
GP-13 - 87	3/13/2026 07:45	2.60	8.30	1.70	87.40	-0.70	
GP-13 - 87	3/16/2026 08:34	2.10	8.30	1.70	87.90	-2.04	
GP-13 - 87	3/17/2026 07:52	2.30	8.90	0.50	88.30	-1.62	
GP-13 - 87	3/18/2026 08:15	2.20	8.60	1.00	88.20	-2.02	
GP-13 - 87	3/19/2026 08:19	2.00	7.70	2.90	87.40	-1.98	
GP-13 - 87	3/20/2026 09:16	2.00	7.70	2.60	87.70	-1.45	
GP-13 - 87	3/23/2026 08:14	1.90	7.90	2.60	87.60	-1.74	
GP-13 - 87	3/24/2026 08:20	2.20	9.10	0.30	88.40	-2.01	
GP-13 - 87	3/24/2026 08:57	1.60	8.70	0.80	88.90	-1.85	
GP-13 - 87	3/25/2026 08:34	2.00	8.30	2.00	87.70	-1.76	
GP-13 - 87	3/26/2026 07:59	1.90	7.80	1.80	88.50	-1.54	
GP-13 - 87	3/27/2026 07:48	1.70	7.50	2.50	88.30	-1.65	
GP-13 - 87	3/30/2026 08:06	1.70	7.30	3.00	88.00	-1.49	
GP-13 - 87	3/31/2026 08:19	1.70	7.40	2.40	88.50	-1.76	
GP-13 - 173	1/2/2026 08:24	0.00	0.00	21.60	78.40	0.04	
GP-13 - 173	1/5/2026 08:10	0.00	0.00	21.30	78.70	-0.12	
GP-13 - 173	1/6/2026 08:13	0.00	0.00	21.10	78.90	-0.58	

Chiquita Canyon Landfill - Monitoring . . obes Data - 01/01/2026 to 03/31/2026

Point Name	Record Date	CH4 (% by vol)	CO2 (% by vol)	O2 (% by vol)	Bal Gas (% by vol)	Rel Press ("H2O)	Comments
GP-13 - 173	1/7/2026 07:37	0.10	0.00	20.60	79.30	0.66	
GP-13 - 173	1/8/2026 09:18	0.00	0.00	20.40	79.60	-0.25	
GP-13 - 173	1/9/2026 08:22	0.00	0.00	21.00	79.00	-3.07	
GP-13 - 173	1/12/2026 08:59	0.00	0.30	18.10	81.60	-0.38	
GP-13 - 173	1/13/2026 08:00	0.00	0.00	20.70	79.30	-0.04	
GP-13 - 173	1/14/2026 07:53	0.00	0.00	20.80	79.20	0.30	
GP-13 - 173	1/15/2026 08:15	0.00	0.00	20.40	79.60	0.88	
GP-13 - 173	1/16/2026 08:15	13.10	3.50	3.90	79.50	0.73	
GP-13 - 173	1/19/2026 07:57	11.70	3.70	5.00	79.60	0.72	Valve Adjustment:Reduced System Vac/Flare Down
GP-13 - 173	1/20/2026 08:55	10.50	3.10	5.80	80.60	-0.35	Valve Adjustment:Reduced System Vac/Flare Down
GP-13 - 173	1/21/2026 08:11	9.80	3.40	4.50	82.30	0.02	Valve Adjustment:Reduced System Vac/Flare Down
GP-13 - 173	1/22/2026 09:31	12.50	3.50	5.40	78.60	0.71	Valve Adjustment:Reduced System Vac/Flare Down
GP-13 - 173	1/23/2026 08:18	13.70	3.70	4.10	78.50	1.13	Valve Adjustment:Reduced System Vac/Flare Down
GP-13 - 173	1/26/2026 09:33	0.00	0.00	22.20	77.80	-2.57	Valve Adjustment:Reduced System Vac/Flare Down
GP-13 - 173	1/27/2026 07:35	0.00	0.00	20.70	79.30	-1.72	Valve Adjustment:Reduced System Vac/Flare Down
GP-13 - 173	1/28/2026 08:07	0.00	0.00	21.10	78.90	-0.91	Valve Adjustment:Reduced System Vac/Flare Down
GP-13 - 173	1/28/2026 09:22	0.00	0.10	1.10	98.80	-1.16	
GP-13 - 173	1/29/2026 09:01	0.00	0.00	20.40	79.60	-1.01	Valve Adjustment:Reduced System Vac/Flare Down
GP-13 - 173	1/30/2026 08:17	0.00	0.00	20.60	79.40	-1.15	Valve Adjustment:Reduced System Vac/Flare Down
GP-13 - 173	2/2/2026 07:34	0.00	0.00	20.60	79.40	0.31	Valve Adjustment:Reduced System Vac/Flare Down
GP-13 - 173	2/3/2026 08:06	0.00	0.00	20.70	79.30	-1.30	
GP-13 - 173	2/4/2026 08:19	0.00	0.00	20.70	79.30	-1.51	Valve Adjustment:Reduced System Vac/Flare Down
GP-13 - 173	2/5/2026 08:32	0.00	0.00	20.70	79.30	-0.36	Valve Adjustment:Reduced System Vac/Flare Down
GP-13 - 173	2/6/2026 07:23	0.00	0.00	20.70	79.30	-0.48	

Chiquita Canyon Landfill - Monitoring . . obes Data - 01/01/2026 to 03/31/2026

Point Name	Record Date	CH4 (% by vol)	CO2 (% by vol)	O2 (% by vol)	Bal Gas (% by vol)	Rel Press ("H2O)	Comments
GP-13 - 173	2/9/2026 08:20	0.00	0.00	20.80	79.20	0.14	Valve Adjustment:Reduced System Vac/Flare Down
GP-13 - 173	2/10/2026 08:57	0.00	0.00	20.50	79.50	0.94	Valve Adjustment:Reduced System Vac/Flare Down
GP-13 - 173	2/11/2026 09:21	0.00	0.00	20.20	79.80	-1.01	
GP-13 - 173	2/12/2026 09:49	0.00	0.00	20.60	79.40	-2.13	
GP-13 - 173	2/13/2026 08:35	0.00	0.00	20.80	79.20	-0.83	
GP-13 - 173	2/17/2026 08:49	0.00	0.00	20.30	79.70	-2.54	
GP-13 - 173	2/18/2026 08:02	0.00	0.00	20.50	79.50	-1.89	Valve Adjustment:Reduced System Vac/Flare Down
GP-13 - 173	2/19/2026 07:16	0.00	0.00	20.90	79.10	-1.51	
GP-13 - 173	2/20/2026 08:34	0.00	0.00	20.90	79.10	-2.75	
GP-13 - 173	2/23/2026 07:28	0.00	0.00	20.70	79.30	-3.11	
GP-13 - 173	2/23/2026 09:12	0.00	0.00	18.40	81.60	-5.30	
GP-13 - 173	2/24/2026 08:27	0.00	0.00	20.60	79.40	-1.67	
GP-13 - 173	2/25/2026 07:54	0.00	0.00	21.10	78.90	-1.39	Valve Adjustment:Reduced System Vac/Flare Down
GP-13 - 173	2/26/2026 08:21	0.00	0.00	20.30	79.70	-1.85	Valve Adjustment:Reduced System Vac/Flare Down
GP-13 - 173	2/27/2026 08:41	0.00	0.00	21.00	79.00	-1.74	
GP-13 - 173	3/2/2026 07:57	0.00	0.00	20.80	79.20	-1.90	
GP-13 - 173	3/3/2026 07:52	0.00	0.00	20.70	79.30	-2.54	
GP-13 - 173	3/4/2026 07:46	0.00	0.00	21.10	78.90	-2.48	
GP-13 - 173	3/5/2026 08:23	0.00	0.00	20.80	79.20	-2.03	
GP-13 - 173	3/6/2026 07:24	0.00	0.00	21.00	79.00	-3.15	
GP-13 - 173	3/9/2026 07:59	0.00	0.00	21.20	78.80	-1.14	
GP-13 - 173	3/10/2026 07:59	0.00	0.00	20.90	79.10	-2.98	
GP-13 - 173	3/11/2026 08:13	0.00	0.00	20.90	79.10	-4.55	
GP-13 - 173	3/12/2026 08:15	0.00	0.00	20.70	79.30	-4.03	
GP-13 - 173	3/13/2026 07:51	0.00	0.00	21.10	78.90	-1.78	
GP-13 - 173	3/16/2026 08:40	0.00	0.00	20.60	79.40	-2.87	
GP-13 - 173	3/17/2026 07:57	0.00	0.00	20.80	79.20	-2.32	
GP-13 - 173	3/18/2026 08:21	0.00	0.00	20.50	79.50	-2.72	

Chiquita Canyon Landfill - Monitoring Probes Data - 01/01/2026 to 03/31/2026

Point Name	Record Date	CH4 (% by vol)	CO2 (% by vol)	O2 (% by vol)	Bal Gas (% by vol)	Rel Press ("H2O)	Comments
GP-13 - 173	3/19/2026 08:24	0.00	0.00	20.50	79.50	-2.96	
GP-13 - 173	3/20/2026 09:22	0.00	0.00	20.50	79.50	-2.25	
GP-13 - 173	3/23/2026 08:20	0.00	0.00	20.50	79.50	-2.26	
GP-13 - 173	3/24/2026 08:25	0.00	0.00	22.10	77.90	-1.85	
GP-13 - 173	3/24/2026 08:59	0.00	0.00	21.50	78.50	-2.85	
GP-13 - 173	3/25/2026 08:40	0.00	0.00	20.30	79.70	-2.77	
GP-13 - 173	3/26/2026 08:05	0.00	0.00	20.50	79.50	-2.37	
GP-13 - 173	3/27/2026 07:54	0.00	0.00	20.80	79.20	-2.31	
GP-13 - 173	3/30/2026 08:11	0.00	0.00	20.80	79.20	-2.30	
GP-13 - 173	3/31/2026 08:25	0.00	0.00	20.70	79.30	-2.56	
GP-14 - 10	1/9/2026 09:00	0.00	0.00	21.10	78.90	-0.16	
GP-14 - 10	1/12/2026 09:33	0.00	0.00	21.90	78.10	-0.13	
GP-14 - 10	1/23/2026 09:09	0.00	0.00	20.20	79.80	-0.04	Valve Adjustment:Reduced System Vac/Flare Down
GP-14 - 10	1/24/2026 09:19	0.00	0.00	21.90	78.10	-0.08	
GP-14 - 10	1/26/2026 07:01	0.00	0.00	22.30	77.70	-0.08	Valve Adjustment:Reduced System Vac/Flare Down
GP-14 - 10	1/27/2026 08:18	0.00	0.00	20.70	79.30	-0.07	Valve Adjustment:Reduced System Vac/Flare Down
GP-14 - 10	1/28/2026 07:19	0.00	0.00	20.80	79.20	-0.04	Valve Adjustment:Reduced System Vac/Flare Down
GP-14 - 10	1/28/2026 08:34	0.00	0.10	1.20	98.70	-0.07	
GP-14 - 10	1/29/2026 07:45	0.00	0.00	20.80	79.20	-0.02	Valve Adjustment:Reduced System Vac/Flare Down
GP-14 - 10	1/30/2026 07:10	0.00	0.00	20.80	79.20	-0.05	Valve Adjustment:Reduced System Vac/Flare Down
GP-14 - 10	2/2/2026 08:38	0.00	0.00	20.80	79.20	-0.11	
GP-14 - 10	2/3/2026 06:59	0.00	0.00	20.80	79.20	-0.01	
GP-14 - 10	2/4/2026 07:09	0.00	0.00	20.80	79.20	-0.04	Valve Adjustment:Reduced System Vac/Flare Down
GP-14 - 10	2/5/2026 07:09	0.00	0.00	20.80	79.20	-0.01	Valve Adjustment:Reduced System Vac/Flare Down
GP-14 - 10	2/6/2026 08:04	0.00	0.00	20.40	79.60	-0.05	
GP-14 - 10	2/9/2026 07:14	0.00	0.10	20.40	79.50	0.00	Valve Adjustment:Reduced System Vac/Flare Down

Chiquita Canyon Landfill - Monitoring Probes Data - 01/01/2026 to 03/31/2026

Point Name	Record Date	CH4 (% by vol)	CO2 (% by vol)	O2 (% by vol)	Bal Gas (% by vol)	Rel Press ("H2O)	Comments
GP-14 - 10	2/10/2026 09:55	0.00	0.10	20.50	79.40	-0.03	Valve Adjustment:Reduced System Vac/Flare Down
GP-14 - 10	2/11/2026 14:27	0.00	0.00	21.60	78.40	-0.03	
GP-14 - 10	2/12/2026 11:55	0.00	0.10	20.60	79.30	0.01	
GP-14 - 10	2/13/2026 12:45	0.00	0.10	20.70	79.20	0.00	
GP-14 - 10	2/17/2026 11:52	0.00	0.00	21.10	78.90	-0.02	
GP-14 - 10	2/18/2026 11:27	0.00	0.00	20.70	79.30	-0.04	
GP-14 - 10	2/19/2026 09:06	0.00	0.00	20.80	79.20	-0.02	
GP-14 - 10	2/20/2026 11:59	0.00	0.00	20.90	79.10	-0.01	
GP-14 - 10	2/23/2026 07:52	0.00	0.10	19.00	80.90	0.00	
GP-14 - 10	2/23/2026 09:43	0.00	0.00	19.60	80.40	0.00	Valve Adjustment:Reduced System Vac/Flare Down
GP-14 - 10	2/24/2026 08:40	0.00	0.10	20.40	79.50	-0.02	
GP-14 - 10	2/25/2026 08:47	0.00	0.20	20.30	79.50	-0.01	Valve Adjustment:Reduced System Vac/Flare Down
GP-14 - 10	2/26/2026 08:52	0.00	0.40	19.30	80.30	0.02	Valve Adjustment:Reduced System Vac/Flare Down
GP-14 - 10	2/27/2026 09:19	0.00	0.00	20.60	79.40	-0.07	
GP-14 - 10	3/2/2026 09:02	0.00	0.00	20.10	79.90	-0.11	
GP-14 - 10	3/3/2026 09:45	0.00	0.00	19.70	80.30	-0.14	
GP-14 - 10	3/4/2026 08:36	0.00	0.10	20.80	79.10	-0.12	
GP-14 - 10	3/5/2026 09:31	0.00	0.10	20.50	79.40	-0.11	
GP-14 - 10	3/6/2026 08:39	0.00	0.10	20.30	79.60	-0.14	
GP-14 - 10	3/9/2026 09:39	0.00	0.10	20.00	79.90	-0.11	
GP-14 - 10	3/10/2026 08:55	0.00	0.00	20.40	79.60	-0.06	
GP-14 - 10	3/11/2026 09:33	0.00	0.00	20.40	79.60	-0.16	
GP-14 - 10	3/12/2026 09:57	0.00	0.00	19.50	80.50	-0.19	
GP-14 - 10	3/13/2026 08:55	0.00	0.00	20.80	79.20	-0.19	
GP-14 - 10	3/16/2026 10:19	0.00	0.00	19.80	80.20	-0.14	
GP-14 - 10	3/17/2026 09:37	0.00	0.00	20.10	79.90	-0.15	
GP-14 - 10	3/18/2026 10:28	0.00	0.00	20.60	79.40	-0.14	
GP-14 - 10	3/19/2026 10:00	0.00	0.00	20.20	79.80	-0.14	
GP-14 - 10	3/20/2026 10:32	0.00	0.00	20.20	79.80	-0.12	

Chiquita Canyon Landfill - Monitoring Probes Data - 01/01/2026 to 03/31/2026

Point Name	Record Date	CH4 (% by vol)	CO2 (% by vol)	O2 (% by vol)	Bal Gas (% by vol)	Rel Press ("H2O)	Comments
GP-14 - 10	3/23/2026 10:18	0.00	0.00	19.70	80.30	-0.12	
GP-14 - 10	3/24/2026 08:25	0.00	0.10	21.80	78.10	-0.19	
GP-14 - 10	3/24/2026 08:59	0.00	0.00	21.50	78.50	-0.15	
GP-14 - 10	3/25/2026 09:39	0.00	0.00	20.00	80.00	-0.12	
GP-14 - 10	3/26/2026 10:18	0.00	0.00	19.70	80.30	-0.10	
GP-14 - 10	3/27/2026 09:09	0.00	0.00	20.40	79.60	-0.12	
GP-14 - 10	3/30/2026 09:12	0.00	0.00	20.40	79.60	-0.12	
GP-14 - 10	3/31/2026 09:31	0.00	0.00	20.80	79.20	-0.06	
GP-14 - 23	1/9/2026 09:02	0.00	0.00	21.10	78.90	-0.35	
GP-14 - 23	1/12/2026 09:36	0.00	0.00	21.90	78.10	-0.31	
GP-14 - 23	1/23/2026 09:11	0.00	0.10	20.10	79.80	-0.08	Valve Adjustment:Reduced System Vac/Flare Down
GP-14 - 23	1/24/2026 09:24	0.00	0.00	21.90	78.10	-0.18	
GP-14 - 23	1/26/2026 07:04	0.00	0.00	22.40	77.60	-0.20	Valve Adjustment:Reduced System Vac/Flare Down
GP-14 - 23	1/27/2026 08:20	0.00	0.00	20.70	79.30	-0.15	Valve Adjustment:Reduced System Vac/Flare Down
GP-14 - 23	1/28/2026 07:21	0.00	0.00	20.70	79.30	-0.10	Valve Adjustment:Reduced System Vac/Flare Down
GP-14 - 23	1/28/2026 08:36	0.00	0.10	1.20	98.70	-0.14	
GP-14 - 23	1/29/2026 07:47	0.00	0.10	20.50	79.40	-0.06	Valve Adjustment:Reduced System Vac/Flare Down
GP-14 - 23	1/30/2026 07:14	0.00	0.00	20.70	79.30	-0.14	Valve Adjustment:Reduced System Vac/Flare Down
GP-14 - 23	2/2/2026 08:40	0.00	0.00	20.70	79.30	-0.26	
GP-14 - 23	2/3/2026 07:01	0.00	0.10	20.50	79.40	-0.03	
GP-14 - 23	2/4/2026 07:11	0.00	0.00	20.70	79.30	-0.12	Valve Adjustment:Reduced System Vac/Flare Down
GP-14 - 23	2/5/2026 07:11	0.00	0.10	20.40	79.50	-0.02	Valve Adjustment:Reduced System Vac/Flare Down
GP-14 - 23	2/6/2026 08:06	0.00	0.00	20.30	79.70	-0.11	
GP-14 - 23	2/9/2026 07:16	0.00	0.80	18.20	81.00	0.00	Valve Adjustment:Reduced System Vac/Flare Down
GP-14 - 23	2/10/2026 09:57	0.00	0.50	19.20	80.30	-0.09	Valve Adjustment:Reduced System Vac/Flare Down
GP-14 - 23	2/11/2026 14:31	0.00	0.20	20.20	79.60	-0.06	

Chiquita Canyon Landfill - Monitoring Probes Data - 01/01/2026 to 03/31/2026

Point Name	Record Date	CH4 (% by vol)	CO2 (% by vol)	O2 (% by vol)	Bal Gas (% by vol)	Rel Press ("H2O)	Comments
GP-14 - 23	2/12/2026 11:58	0.00	0.20	19.30	80.50	0.03	
GP-14 - 23	2/13/2026 12:47	0.00	0.70	18.60	80.70	0.02	
GP-14 - 23	2/17/2026 11:54	0.00	0.20	20.30	79.50	-0.01	
GP-14 - 23	2/18/2026 11:29	0.00	0.10	20.30	79.60	-0.08	
GP-14 - 23	2/19/2026 09:08	0.00	0.70	18.80	80.50	-0.03	
GP-14 - 23	2/20/2026 12:01	0.00	0.20	20.40	79.40	-0.02	
GP-14 - 23	2/23/2026 07:54	0.00	0.30	19.70	80.00	0.00	
GP-14 - 23	2/23/2026 09:45	0.00	0.20	19.00	80.80	0.00	Valve Adjustment:Reduced System Vac/Flare Down
GP-14 - 23	2/24/2026 08:42	0.00	0.30	19.40	80.30	-0.04	
GP-14 - 23	2/25/2026 08:49	0.00	0.30	19.40	80.30	-0.03	Valve Adjustment:Reduced System Vac/Flare Down
GP-14 - 23	2/26/2026 08:53	0.00	0.60	18.60	80.80	0.02	Valve Adjustment:Reduced System Vac/Flare Down
GP-14 - 23	2/27/2026 09:21	0.00	0.00	20.50	79.50	-0.15	
GP-14 - 23	3/2/2026 09:03	0.00	0.00	20.10	79.90	-0.25	
GP-14 - 23	3/3/2026 09:47	0.00	0.00	19.70	80.30	-0.30	
GP-14 - 23	3/4/2026 08:38	0.00	0.00	20.90	79.10	-0.26	
GP-14 - 23	3/5/2026 09:32	0.00	0.00	20.50	79.50	-0.33	
GP-14 - 23	3/6/2026 08:41	0.00	0.00	20.30	79.70	-0.32	
GP-14 - 23	3/9/2026 09:41	0.00	0.00	20.10	79.90	-0.25	
GP-14 - 23	3/10/2026 08:57	0.00	0.00	20.50	79.50	-0.14	
GP-14 - 23	3/11/2026 09:35	0.00	0.00	20.50	79.50	-0.38	
GP-14 - 23	3/12/2026 09:59	0.00	0.00	19.60	80.40	-0.46	
GP-14 - 23	3/13/2026 08:57	0.00	0.00	20.90	79.10	-0.47	
GP-14 - 23	3/16/2026 10:21	0.00	0.00	19.80	80.20	-0.39	
GP-14 - 23	3/17/2026 09:39	0.00	0.00	20.20	79.80	-0.40	
GP-14 - 23	3/18/2026 10:30	0.00	0.00	20.70	79.30	-0.37	
GP-14 - 23	3/19/2026 10:02	0.00	0.00	20.20	79.80	-0.39	
GP-14 - 23	3/20/2026 10:34	0.00	0.00	20.20	79.80	-0.35	
GP-14 - 23	3/23/2026 10:20	0.00	0.00	19.80	80.20	-0.34	
GP-14 - 23	3/24/2026 08:27	0.00	1.60	19.50	78.90	-0.44	



Chiquita Canyon Landfill - Monitoring Probes Data - 01/01/2026 to 03/31/2026

Point Name	Record Date	CH4 (% by vol)	CO2 (% by vol)	O2 (% by vol)	Bal Gas (% by vol)	Rel Press ("H2O)	Comments
GP-14 - 23	3/24/2026 09:03	0.00	0.00	21.50	78.50	-0.43	
GP-14 - 23	3/25/2026 09:40	0.00	0.00	20.10	79.90	-0.36	
GP-14 - 23	3/26/2026 10:20	0.00	0.00	19.70	80.30	-0.29	
GP-14 - 23	3/27/2026 09:11	0.00	0.00	20.50	79.50	-0.36	
GP-14 - 23	3/30/2026 09:14	0.00	0.00	20.40	79.60	-0.37	
GP-14 - 23	3/31/2026 09:33	0.00	0.00	20.80	79.20	-0.22	
GP-14 - 44	1/9/2026 09:06	0.00	0.80	19.90	79.30	-0.41	
GP-14 - 44	1/12/2026 09:40	0.00	1.00	19.30	79.70	-0.30	
GP-14 - 44	1/23/2026 09:14	0.00	2.30	14.00	83.70	-0.09	Valve Adjustment:Reduced System Vac/Flare Down
GP-14 - 44	1/24/2026 09:28	0.00	1.60	17.30	81.10	-0.20	
GP-14 - 44	1/26/2026 07:08	0.00	1.30	19.70	79.00	-0.23	Valve Adjustment:Reduced System Vac/Flare Down
GP-14 - 44	1/27/2026 08:23	0.00	1.40	18.30	80.30	-0.17	Valve Adjustment:Reduced System Vac/Flare Down
GP-14 - 44	1/28/2026 07:24	0.00	1.40	18.00	80.60	-0.12	Valve Adjustment:Reduced System Vac/Flare Down
GP-14 - 44	1/28/2026 08:38	0.00	1.80	1.10	97.10	-0.02	
GP-14 - 44	1/29/2026 07:50	0.00	1.60	17.60	80.80	-0.06	Valve Adjustment:Reduced System Vac/Flare Down
GP-14 - 44	1/30/2026 07:16	0.00	1.50	17.80	80.70	-0.14	Valve Adjustment:Reduced System Vac/Flare Down
GP-14 - 44	2/2/2026 08:42	0.00	1.40	17.60	81.00	-0.27	
GP-14 - 44	2/3/2026 07:04	0.00	1.10	19.30	79.60	-0.06	
GP-14 - 44	2/4/2026 07:13	0.00	1.40	18.10	80.50	-0.13	Valve Adjustment:Reduced System Vac/Flare Down
GP-14 - 44	2/5/2026 07:14	0.00	1.90	15.20	82.90	-0.03	Valve Adjustment:Reduced System Vac/Flare Down
GP-14 - 44	2/6/2026 08:09	0.00	1.70	16.50	81.80	-0.13	
GP-14 - 44	2/9/2026 07:19	0.00	3.00	10.90	86.10	0.02	Valve Adjustment:Reduced System Vac/Flare Down
GP-14 - 44	2/10/2026 09:59	0.00	3.10	13.70	83.20	-0.10	Valve Adjustment:Reduced System Vac/Flare Down
GP-14 - 44	2/11/2026 14:33	0.00	1.60	18.00	80.40	-0.06	
GP-14 - 44	2/12/2026 12:01	0.00	1.60	17.50	80.90	0.07	
GP-14 - 44	2/13/2026 12:49	0.00	2.40	14.00	83.60	0.03	

Chiquita Canyon Landfill - Monitoring Probes Data - 01/01/2026 to 03/31/2026

Point Name	Record Date	CH4 (% by vol)	CO2 (% by vol)	O2 (% by vol)	Bal Gas (% by vol)	Rel Press ("H2O)	Comments
GP-14 - 44	2/17/2026 11:57	0.00	1.20	19.00	79.80	-0.03	
GP-14 - 44	2/18/2026 11:31	0.00	1.40	18.90	79.70	-0.10	
GP-14 - 44	2/19/2026 09:11	0.00	2.00	15.10	82.90	-0.01	
GP-14 - 44	2/20/2026 12:04	0.00	1.70	18.30	80.00	-0.02	
GP-14 - 44	2/23/2026 07:56	0.00	1.80	17.80	80.40	0.00	
GP-14 - 44	2/23/2026 09:47	0.00	1.60	16.40	82.00	-0.03	
GP-14 - 44	2/24/2026 08:44	0.00	2.70	12.10	85.20	-0.03	
GP-14 - 44	2/25/2026 08:52	0.00	2.40	15.20	82.40	-0.05	Valve Adjustment:Reduced System Vac/Flare Down
GP-14 - 44	2/26/2026 08:56	0.00	1.70	17.00	81.30	0.00	Valve Adjustment:Reduced System Vac/Flare Down
GP-14 - 44	2/27/2026 09:23	0.00	1.40	17.30	81.30	-0.15	
GP-14 - 44	3/2/2026 09:06	0.00	1.40	17.10	81.50	-0.25	
GP-14 - 44	3/3/2026 09:50	0.00	1.30	17.00	81.70	-0.30	
GP-14 - 44	3/4/2026 08:41	0.00	1.30	18.00	80.70	-0.25	
GP-14 - 44	3/5/2026 09:35	0.00	1.30	17.50	81.20	-0.35	
GP-14 - 44	3/6/2026 08:43	0.00	1.30	17.70	81.00	-0.31	
GP-14 - 44	3/9/2026 09:44	0.00	1.50	16.30	82.20	-0.27	
GP-14 - 44	3/10/2026 09:00	0.00	1.60	18.20	80.20	-0.18	
GP-14 - 44	3/11/2026 09:38	0.00	1.30	18.00	80.70	-0.38	
GP-14 - 44	3/12/2026 10:02	0.00	1.20	17.10	81.70	-0.45	
GP-14 - 44	3/13/2026 09:00	0.00	1.40	17.60	81.00	-0.45	
GP-14 - 44	3/16/2026 10:24	0.00	1.20	17.30	81.50	-0.38	
GP-14 - 44	3/17/2026 09:41	0.00	1.30	17.50	81.20	-0.38	
GP-14 - 44	3/18/2026 10:32	0.00	1.10	18.30	80.60	-0.37	
GP-14 - 44	3/19/2026 10:05	0.00	1.10	17.90	81.00	-0.39	
GP-14 - 44	3/20/2026 10:37	0.00	1.10	17.80	81.10	-0.33	
GP-14 - 44	3/23/2026 10:23	0.00	1.20	17.50	81.30	-0.33	
GP-14 - 44	3/24/2026 08:29	0.00	0.10	21.90	78.00	-0.40	
GP-14 - 44	3/24/2026 09:06	0.00	1.30	19.00	79.70	-0.43	
GP-14 - 44	3/25/2026 09:43	0.00	1.20	17.90	80.90	-0.36	

Chiquita Canyon Landfill - Monitoring . . obes Data - 01/01/2026 to 03/31/2026

Point Name	Record Date	CH4 (% by vol)	CO2 (% by vol)	O2 (% by vol)	Bal Gas (% by vol)	Rel Press ("H2O)	Comments
GP-14 - 44	3/26/2026 10:24	0.00	1.00	17.40	81.60	-0.30	
GP-14 - 44	3/27/2026 09:14	0.00	1.00	18.10	80.90	-0.37	
GP-14 - 44	3/30/2026 09:17	0.00	1.00	18.20	80.80	-0.36	
GP-14 - 44	3/31/2026 09:36	0.00	1.00	18.40	80.60	-0.32	
GP-14 - 67	1/9/2026 09:10	0.00	2.00	17.40	80.60	-1.27	
GP-14 - 67	1/12/2026 09:45	0.00	3.10	12.10	84.80	-0.50	
GP-14 - 67	1/23/2026 09:18	6.80	4.10	11.40	77.70	-0.08	Valve Adjustment:Reduced System Vac/Flare Down
GP-14 - 67	1/24/2026 09:32	5.30	5.20	8.30	81.20	-0.27	
GP-14 - 67	1/26/2026 07:12	0.00	2.80	15.20	82.00	-0.63	Valve Adjustment:Reduced System Vac/Flare Down
GP-14 - 67	1/27/2026 08:26	0.00	3.20	12.60	84.20	-0.55	Valve Adjustment:Reduced System Vac/Flare Down
GP-14 - 67	1/28/2026 07:27	0.10	5.20	9.80	84.90	-0.17	Valve Adjustment:Reduced System Vac/Flare Down
GP-14 - 67	1/28/2026 08:40	0.20	5.20	0.90	93.70	-0.29	
GP-14 - 67	1/29/2026 07:54	0.10	7.40	5.30	87.20	-0.25	Valve Adjustment:Reduced System Vac/Flare Down
GP-14 - 67	1/30/2026 07:20	0.00	5.60	9.90	84.50	-0.34	Valve Adjustment:Reduced System Vac/Flare Down
GP-14 - 67	2/2/2026 08:46	0.00	6.60	7.20	86.20	-0.51	
GP-14 - 67	2/3/2026 07:07	0.00	4.10	13.70	82.20	-0.41	
GP-14 - 67	2/4/2026 07:17	0.00	4.70	10.40	84.90	-0.28	Valve Adjustment:Reduced System Vac/Flare Down
GP-14 - 67	2/5/2026 07:18	5.30	5.60	9.80	79.30	0.05	Valve Adjustment:Reduced System Vac/Flare Down
GP-14 - 67	2/6/2026 08:13	0.20	7.40	3.70	88.70	-0.34	
GP-14 - 67	2/9/2026 07:22	8.00	4.80	11.20	76.00	0.30	Valve Adjustment:Reduced System Vac/Flare Down
GP-14 - 67	2/10/2026 10:03	9.00	5.10	8.80	77.10	-0.17	Valve Adjustment:Reduced System Vac/Flare Down
GP-14 - 67	2/11/2026 14:37	0.00	5.40	12.20	82.40	-0.20	
GP-14 - 67	2/12/2026 12:04	0.30	5.30	9.90	84.50	0.32	
GP-14 - 67	2/13/2026 12:53	8.80	5.10	10.20	75.90	0.31	
GP-14 - 67	2/17/2026 12:00	0.00	4.40	14.60	81.00	-0.33	
GP-14 - 67	2/18/2026 11:34	0.00	6.20	12.20	81.60	-0.51	

Chiquita Canyon Landfill - Monitoring Probes Data - 01/01/2026 to 03/31/2026

Point Name	Record Date	CH4 (% by vol)	CO2 (% by vol)	O2 (% by vol)	Bal Gas (% by vol)	Rel Press ("H2O)	Comments
GP-14 - 67	2/19/2026 09:15	8.00	6.50	8.50	77.00	0.29	
GP-14 - 67	2/20/2026 12:07	0.00	6.10	11.90	82.00	-0.11	
GP-14 - 67	2/23/2026 07:58	0.00	4.80	14.30	80.90	-0.20	
GP-14 - 67	2/23/2026 09:51	0.70	7.60	3.90	87.80	-0.09	Valve Adjustment:Reduced System Vac/Flare Down
GP-14 - 67	2/24/2026 08:48	10.40	5.60	8.00	76.00	0.09	
GP-14 - 67	2/25/2026 08:56	8.80	7.10	4.00	80.10	-0.14	Valve Adjustment:Reduced System Vac/Flare Down
GP-14 - 67	2/26/2026 08:59	0.60	8.00	2.80	88.60	-0.04	Valve Adjustment:Reduced System Vac/Flare Down
GP-14 - 67	2/27/2026 09:27	0.80	7.70	2.80	88.70	-0.26	
GP-14 - 67	3/2/2026 09:10	0.00	6.90	5.80	87.30	-0.45	
GP-14 - 67	3/3/2026 09:53	0.00	5.10	10.10	84.80	-0.66	
GP-14 - 67	3/4/2026 08:45	0.00	5.20	8.60	86.20	-0.46	
GP-14 - 67	3/5/2026 09:38	0.00	5.50	10.40	84.10	-0.87	
GP-14 - 67	3/6/2026 08:47	0.00	3.90	12.80	83.30	-0.77	
GP-14 - 67	3/9/2026 09:48	2.00	8.50	1.60	87.90	-0.51	
GP-14 - 67	3/10/2026 09:04	0.00	4.40	12.80	82.80	-0.88	
GP-14 - 67	3/11/2026 09:41	0.00	2.50	15.10	82.40	-1.04	
GP-14 - 67	3/12/2026 10:05	0.00	2.80	12.80	84.40	-0.86	
GP-14 - 67	3/13/2026 09:04	0.20	5.20	8.00	86.60	-0.51	
GP-14 - 67	3/16/2026 10:27	0.00	2.90	13.30	83.80	-0.83	
GP-14 - 67	3/17/2026 09:45	0.00	3.40	11.80	84.80	-0.78	
GP-14 - 67	3/18/2026 10:36	0.00	2.80	14.30	82.90	-0.84	
GP-14 - 67	3/19/2026 10:08	0.00	2.60	14.30	83.10	-0.84	
GP-14 - 67	3/20/2026 10:40	0.00	2.90	12.40	84.70	-0.55	
GP-14 - 67	3/23/2026 10:26	0.00	3.00	13.40	83.60	-0.64	
GP-14 - 67	3/24/2026 08:31	0.00	3.10	15.70	81.20	-0.95	
GP-14 - 67	3/24/2026 09:10	0.00	3.00	14.40	82.60	-0.92	
GP-14 - 67	3/25/2026 09:47	0.00	2.70	13.50	83.80	-0.73	
GP-14 - 67	3/26/2026 10:27	0.00	2.60	12.70	84.70	-0.62	
GP-14 - 67	3/27/2026 09:19	0.00	2.60	13.60	83.80	-0.80	

Chiquita Canyon Landfill - Monitoring . .obes Data - 01/01/2026 to 03/31/2026

Point Name	Record Date	CH4 (% by vol)	CO2 (% by vol)	O2 (% by vol)	Bal Gas (% by vol)	Rel Press ("H2O)	Comments
GP-14 - 67	3/30/2026 09:20	0.00	2.50	13.70	83.80	-0.85	
GP-14 - 67	3/31/2026 09:40	0.00	2.50	13.60	83.90	-0.69	
GP-14 - 134	1/9/2026 09:18	0.00	2.70	15.20	82.10	-4.75	
GP-14 - 134	1/12/2026 09:55	0.00	1.30	16.50	82.20	-2.70	
GP-14 - 134	1/23/2026 09:24	0.00	5.00	13.10	81.90	-0.46	Valve Adjustment:Reduced System Vac/Flare Down
GP-14 - 134	1/24/2026 09:42	0.00	5.70	12.40	81.90	-1.23	
GP-14 - 134	1/26/2026 07:19	0.00	6.40	12.70	80.90	-2.95	Valve Adjustment:Reduced System Vac/Flare Down
GP-14 - 134	1/27/2026 08:31	0.00	0.00	20.30	79.70	-2.43	Valve Adjustment:Reduced System Vac/Flare Down
GP-14 - 134	1/28/2026 07:32	0.00	0.00	20.80	79.20	-1.28	Valve Adjustment:Reduced System Vac/Flare Down
GP-14 - 134	1/28/2026 08:43	0.00	6.20	0.70	93.10	-1.47	
GP-14 - 134	1/29/2026 07:58	0.00	0.00	20.50	79.50	-1.08	Valve Adjustment:Reduced System Vac/Flare Down
GP-14 - 134	1/30/2026 07:24	0.00	0.00	21.00	79.00	-1.66	Valve Adjustment:Reduced System Vac/Flare Down
GP-14 - 134	2/2/2026 08:51	0.00	0.00	20.30	79.70	-2.17	
GP-14 - 134	2/3/2026 07:11	0.00	0.00	20.80	79.20	-1.57	
GP-14 - 134	2/4/2026 07:21	0.00	0.00	20.90	79.10	-1.42	Valve Adjustment:Reduced System Vac/Flare Down
GP-14 - 134	2/5/2026 07:23	0.00	0.20	20.60	79.20	-0.32	Valve Adjustment:Reduced System Vac/Flare Down
GP-14 - 134	2/6/2026 08:17	0.00	0.00	20.20	79.80	-1.21	
GP-14 - 134	2/9/2026 07:27	0.00	0.00	20.90	79.10	0.40	Valve Adjustment:Reduced System Vac/Flare Down
GP-14 - 134	2/10/2026 10:08	0.00	0.10	19.80	80.10	-0.10	Valve Adjustment:Reduced System Vac/Flare Down
GP-14 - 134	2/11/2026 14:41	0.00	0.00	20.50	79.50	-1.14	
GP-14 - 134	2/12/2026 12:09	0.00	0.00	21.10	78.90	-0.24	
GP-14 - 134	2/13/2026 12:57	0.00	0.00	21.70	78.30	0.27	
GP-14 - 134	2/17/2026 12:05	0.00	0.00	21.00	79.00	-1.47	
GP-14 - 134	2/18/2026 11:39	0.00	0.00	21.20	78.80	-1.51	
GP-14 - 134	2/19/2026 09:20	0.00	0.00	21.20	78.80	0.07	
GP-14 - 134	2/20/2026 12:12	0.00	0.00	21.10	78.90	-1.16	

Chiquita Canyon Landfill - Monitoring . . obes Data - 01/01/2026 to 03/31/2026

Point Name	Record Date	CH4 (% by vol)	CO2 (% by vol)	O2 (% by vol)	Bal Gas (% by vol)	Rel Press ("H2O)	Comments
GP-14 - 134	2/23/2026 08:01	0.00	1.30	18.40	80.30	-2.50	
GP-14 - 134	2/23/2026 09:57	0.00	5.90	11.70	82.40	-0.81	Valve Adjustment:Reduced System Vac/Flare Down
GP-14 - 134	2/24/2026 08:53	0.00	6.00	12.80	81.20	-0.09	
GP-14 - 134	2/25/2026 09:02	0.00	5.10	14.00	80.90	-0.47	Valve Adjustment:Reduced System Vac/Flare Down
GP-14 - 134	2/26/2026 09:05	0.00	4.20	14.60	81.20	-0.39	Valve Adjustment:Reduced System Vac/Flare Down
GP-14 - 134	2/27/2026 09:31	0.00	0.00	20.50	79.50	-1.63	
GP-14 - 134	3/2/2026 09:14	0.00	0.00	19.90	80.10	-2.31	
GP-14 - 134	3/3/2026 09:58	0.00	0.00	19.80	80.20	-3.11	
GP-14 - 134	3/4/2026 08:51	0.00	0.00	20.80	79.20	-2.49	
GP-14 - 134	3/5/2026 09:43	0.00	0.00	20.30	79.70	-3.16	
GP-14 - 134	3/6/2026 08:52	0.00	0.00	20.20	79.80	-3.28	
GP-14 - 134	3/9/2026 09:53	0.00	0.00	19.80	80.20	-1.97	
GP-14 - 134	3/10/2026 09:12	0.00	0.00	20.40	79.60	-3.23	
GP-14 - 134	3/11/2026 09:46	0.00	0.00	20.40	79.60	-4.62	
GP-14 - 134	3/12/2026 10:10	0.00	0.00	19.50	80.50	-4.54	
GP-14 - 134	3/13/2026 09:09	0.00	0.10	20.30	79.60	-3.55	
GP-14 - 134	3/16/2026 10:31	0.00	0.00	19.70	80.30	-4.36	
GP-14 - 134	3/17/2026 09:49	0.00	0.00	20.00	80.00	-4.12	
GP-14 - 134	3/18/2026 10:40	0.00	0.10	20.20	79.70	-4.26	
GP-14 - 134	3/19/2026 10:13	0.00	0.00	19.90	80.10	-4.35	
GP-14 - 134	3/20/2026 10:44	0.00	0.00	20.20	79.80	-3.65	
GP-14 - 134	3/23/2026 10:31	0.00	0.10	19.00	80.90	-3.77	
GP-14 - 134	3/24/2026 08:33	0.00	2.80	15.80	81.40	-4.53	
GP-14 - 134	3/24/2026 09:15	0.00	10.70	1.40	87.90	-4.56	
GP-14 - 134	3/25/2026 09:52	0.00	0.10	19.10	80.80	-4.05	
GP-14 - 134	3/26/2026 10:32	0.00	0.00	19.30	80.70	-3.64	
GP-14 - 134	3/27/2026 09:24	0.00	0.10	19.70	80.20	-4.00	
GP-14 - 134	3/30/2026 09:25	0.00	0.00	20.30	79.70	-3.90	
GP-14 - 134	3/31/2026 09:45	0.00	0.20	19.30	80.50	-3.58	



Chiquita Canyon Landfill - Monitoring . . obes Data - 01/01/2026 to 03/31/2026

Point Name	Record Date	CH4 (% by vol)	CO2 (% by vol)	O2 (% by vol)	Bal Gas (% by vol)	Rel Press ("H2O)	Comments
GP-15 - 10	1/2/2026 09:05	0.00	0.10	21.30	78.60	-0.34	
GP-15 - 10	1/5/2026 08:38	0.00	0.10	20.30	79.60	-0.41	
GP-15 - 10	1/7/2026 07:46	0.10	0.70	19.60	79.60	-0.23	
GP-15 - 10	1/8/2026 07:39	0.00	0.10	20.40	79.50	-0.40	
GP-15 - 10	1/9/2026 08:31	0.00	0.00	20.70	79.30	-0.55	
GP-15 - 10	1/12/2026 09:05	0.00	0.20	21.10	78.70	-0.37	
GP-15 - 10	1/13/2026 08:10	0.00	0.10	20.20	79.70	-0.37	
GP-15 - 10	1/14/2026 07:12	0.00	0.20	20.20	79.60	-0.39	
GP-15 - 10	1/15/2026 07:29	0.00	0.20	20.50	79.30	-0.37	
GP-15 - 10	1/16/2026 07:26	0.00	0.10	20.50	79.40	-0.45	
GP-15 - 10	1/19/2026 08:19	18.70	49.10	0.10	32.10	-0.02	Valve Adjustment:Reduced System Vac/Flare Down
GP-15 - 10	1/20/2026 08:02	16.20	45.00	0.70	38.10	-0.03	Valve Adjustment:Reduced System Vac/Flare Down
GP-15 - 10	1/21/2026 08:29	20.00	51.60	0.80	27.60	-0.01	Valve Adjustment:Reduced System Vac/Flare Down
GP-15 - 10	1/22/2026 08:48	21.20	51.60	1.30	25.90	-0.03	Valve Adjustment:Reduced System Vac/Flare Down
GP-15 - 10	1/23/2026 07:33	6.40	22.10	9.30	62.20	-0.08	Valve Adjustment:Reduced System Vac/Flare Down
GP-15 - 10	1/26/2026 09:42	0.00	0.30	21.30	78.40	-0.31	Valve Adjustment:Reduced System Vac/Flare Down
GP-15 - 10	1/27/2026 07:46	0.00	0.10	20.50	79.40	-0.31	Valve Adjustment:Reduced System Vac/Flare Down
GP-15 - 10	1/28/2026 08:13	0.10	1.80	18.60	79.50	-0.13	Valve Adjustment:Reduced System Vac/Flare Down
GP-15 - 10	1/29/2026 08:04	0.30	3.90	17.70	78.10	-0.13	Valve Adjustment:Reduced System Vac/Flare Down
GP-15 - 10	1/30/2026 07:29	0.00	0.90	19.50	79.60	-0.21	Valve Adjustment:Reduced System Vac/Flare Down
GP-15 - 10	2/2/2026 08:56	0.00	0.50	19.20	80.30	-0.33	
GP-15 - 10	2/3/2026 07:17	0.00	0.60	19.90	79.50	-0.31	
GP-15 - 10	2/4/2026 07:28	0.00	0.20	20.20	79.60	-0.32	Valve Adjustment:Reduced System Vac/Flare Down
GP-15 - 10	2/5/2026 07:32	0.00	0.40	19.80	79.80	-0.21	Valve Adjustment:Reduced System Vac/Flare Down
GP-15 - 10	2/6/2026 08:24	0.00	0.60	19.20	80.20	-0.30	

Chiquita Canyon Landfill - Monitoring . . obes Data - 01/01/2026 to 03/31/2026

Point Name	Record Date	CH4 (% by vol)	CO2 (% by vol)	O2 (% by vol)	Bal Gas (% by vol)	Rel Press ("H2O)	Comments
GP-15 - 10	2/9/2026 07:33	3.00	12.70	4.70	79.60	-0.09	Valve Adjustment:Reduced System Vac/Flare Down
GP-15 - 10	2/10/2026 13:25	4.10	12.50	9.30	74.10	0.00	
GP-15 - 10	2/11/2026 10:57	0.10	0.70	18.80	80.40	-0.29	
GP-15 - 10	2/12/2026 12:58	12.20	29.00	3.30	55.50	0.25	
GP-15 - 10	2/13/2026 13:03	15.40	33.50	1.10	50.00	0.09	
GP-15 - 10	2/17/2026 12:11	2.10	8.50	14.40	75.00	-0.01	
GP-15 - 10	2/18/2026 11:44	1.50	7.00	16.10	75.40	-0.05	
GP-15 - 10	2/19/2026 07:25	16.30	36.60	1.60	45.50	0.12	
GP-15 - 10	2/20/2026 12:18	10.40	31.60	6.80	51.20	0.06	
GP-15 - 10	2/23/2026 08:31	8.10	26.00	13.70	52.20	0.00	
GP-15 - 10	2/23/2026 10:02	4.40	20.80	7.40	67.40	-0.02	Valve Adjustment:Reduced System Vac/Flare Down
GP-15 - 10	2/24/2026 07:42	16.40	31.20	0.70	51.70	-0.04	
GP-15 - 10	2/25/2026 08:24	12.60	29.40	2.50	55.50	-0.06	Valve Adjustment:Reduced System Vac/Flare Down
GP-15 - 10	2/26/2026 08:30	16.70	30.90	1.30	51.10	-0.01	Valve Adjustment:Reduced System Vac/Flare Down
GP-15 - 10	2/27/2026 08:56	12.10	27.50	3.60	56.80	-0.01	
GP-15 - 10	3/2/2026 08:38	11.60	26.70	4.00	57.70	-0.07	
GP-15 - 10	3/3/2026 08:23	2.50	9.70	13.70	74.10	-0.12	
GP-15 - 10	3/4/2026 07:59	6.90	19.90	5.50	67.70	-0.12	
GP-15 - 10	3/5/2026 08:47	1.10	4.60	16.50	77.80	-0.10	
GP-15 - 10	3/6/2026 07:48	0.40	3.10	17.80	78.70	-0.14	
GP-15 - 10	3/9/2026 08:38	0.70	3.30	19.20	76.80	-0.31	
GP-15 - 10	3/10/2026 08:29	0.00	0.30	20.20	79.50	-0.47	
GP-15 - 10	3/11/2026 08:40	0.00	0.10	20.70	79.20	-0.50	
GP-15 - 10	3/12/2026 08:43	0.00	0.30	19.80	79.90	-0.46	
GP-15 - 10	3/13/2026 08:12	0.00	0.10	20.80	79.10	-0.38	
GP-15 - 10	3/16/2026 09:03	0.00	0.20	19.70	80.10	-0.47	
GP-15 - 10	3/17/2026 08:19	0.00	0.80	19.40	79.80	-0.37	
GP-15 - 10	3/18/2026 08:52	0.10	1.10	18.20	80.60	-0.25	
GP-15 - 10	3/19/2026 08:47	0.00	0.30	19.70	80.00	-0.39	



Chiquita Canyon Landfill - Monitoring . . obes Data - 01/01/2026 to 03/31/2026

Point Name	Record Date	CH4 (% by vol)	CO2 (% by vol)	O2 (% by vol)	Bal Gas (% by vol)	Rel Press ("H2O)	Comments
GP-15 - 10	3/20/2026 09:29	0.00	0.30	19.40	80.30	-0.41	
GP-15 - 10	3/23/2026 09:25	0.00	0.20	19.70	80.10	-0.40	
GP-15 - 10	3/24/2026 08:32	0.00	0.70	21.20	78.10	-0.53	
GP-15 - 10	3/25/2026 08:48	0.00	0.30	19.60	80.10	-0.46	
GP-15 - 10	3/26/2026 08:12	0.00	0.10	19.90	80.00	-0.48	Valve Adjustment:Reduced System Vac/Flare Down
GP-15 - 10	3/27/2026 08:13	0.00	0.30	20.00	79.70	-0.48	
GP-15 - 10	3/30/2026 08:20	0.00	0.00	20.50	79.50	-0.51	
GP-15 - 10	3/31/2026 08:41	0.00	0.10	20.30	79.60	-0.44	
GP-15 - 40	1/2/2026 09:09	3.70	13.70	14.30	68.30	-0.46	
GP-15 - 40	1/5/2026 08:42	3.70	12.60	14.80	68.90	-0.53	
GP-15 - 40	1/7/2026 07:50	6.70	23.00	11.10	59.20	-0.33	
GP-15 - 40	1/8/2026 07:42	3.20	10.50	16.10	70.20	-0.55	
GP-15 - 40	1/9/2026 08:34	1.90	6.00	18.00	74.10	-0.71	
GP-15 - 40	1/12/2026 09:08	3.10	10.10	16.20	70.60	-0.51	
GP-15 - 40	1/13/2026 08:13	3.50	11.20	15.20	70.10	-0.50	
GP-15 - 40	1/14/2026 07:15	3.90	13.10	14.60	68.40	-0.55	
GP-15 - 40	1/15/2026 07:32	5.00	16.50	13.60	64.90	-0.53	
GP-15 - 40	1/16/2026 07:29	4.00	13.00	15.00	68.00	-0.59	
GP-15 - 40	1/19/2026 08:22	22.40	56.90	0.00	20.70	0.00	Valve Adjustment:Reduced System Vac/Flare Down
GP-15 - 40	1/20/2026 08:05	24.30	59.10	0.60	16.00	-0.05	Valve Adjustment:Reduced System Vac/Flare Down
GP-15 - 40	1/21/2026 08:32	25.60	61.10	0.70	12.60	-0.04	Valve Adjustment:Reduced System Vac/Flare Down
GP-15 - 40	1/22/2026 08:51	26.00	61.80	1.20	11.00	-0.05	Valve Adjustment:Reduced System Vac/Flare Down
GP-15 - 40	1/23/2026 07:36	22.40	54.90	1.40	21.30	-0.16	Valve Adjustment:Reduced System Vac/Flare Down
GP-15 - 40	1/26/2026 09:45	5.70	17.40	13.90	63.00	-0.46	Valve Adjustment:Reduced System Vac/Flare Down
GP-15 - 40	1/27/2026 07:49	7.00	20.20	12.10	60.70	-0.41	Valve Adjustment:Reduced System Vac/Flare Down
GP-15 - 40	1/28/2026 08:17	11.70	34.70	7.00	46.60	-0.20	Valve Adjustment:Reduced System Vac/Flare Down

Chiquita Canyon Landfill - Monitoring Probes Data - 01/01/2026 to 03/31/2026

Point Name	Record Date	CH4 (% by vol)	CO2 (% by vol)	O2 (% by vol)	Bal Gas (% by vol)	Rel Press ("H2O)	Comments
GP-15 - 40	1/29/2026 08:07	12.40	39.00	4.80	43.80	-0.21	Valve Adjustment:Reduced System Vac/Flare Down
GP-15 - 40	1/30/2026 07:32	10.80	32.70	7.80	48.70	-0.33	Valve Adjustment:Reduced System Vac/Flare Down
GP-15 - 40	2/2/2026 08:58	7.70	22.70	11.20	58.40	-0.46	
GP-15 - 40	2/3/2026 07:20	6.50	18.70	12.90	61.90	-0.42	
GP-15 - 40	2/4/2026 07:31	6.90	20.10	12.40	60.60	-0.42	Valve Adjustment:Reduced System Vac/Flare Down
GP-15 - 40	2/5/2026 07:35	9.40	26.00	10.30	54.30	-0.31	Valve Adjustment:Reduced System Vac/Flare Down
GP-15 - 40	2/6/2026 08:27	8.60	26.00	10.00	55.40	-0.41	
GP-15 - 40	2/9/2026 07:36	20.60	51.80	1.10	26.50	-0.11	Valve Adjustment:Reduced System Vac/Flare Down
GP-15 - 40	2/10/2026 13:28	19.50	49.60	2.70	28.20	-0.08	
GP-15 - 40	2/11/2026 11:00	9.10	25.10	10.50	55.30	-0.42	
GP-15 - 40	2/12/2026 13:01	16.20	47.30	0.80	35.70	0.27	
GP-15 - 40	2/13/2026 13:06	23.00	58.40	0.80	17.80	0.09	
GP-15 - 40	2/17/2026 12:14	11.50	34.00	7.60	46.90	-0.04	
GP-15 - 40	2/18/2026 11:46	15.20	44.50	4.50	35.80	-0.09	
GP-15 - 40	2/19/2026 07:28	19.60	52.20	1.00	27.20	0.12	
GP-15 - 40	2/20/2026 12:20	19.30	52.00	0.50	28.20	0.04	
GP-15 - 40	2/23/2026 08:34	23.60	51.90	6.90	17.60	0.00	
GP-15 - 40	2/23/2026 10:04	22.10	54.50	0.00	23.40	-0.06	Valve Adjustment:Reduced System Vac/Flare Down
GP-15 - 40	2/24/2026 07:45	24.60	58.90	0.00	16.50	-0.06	
GP-15 - 40	2/25/2026 08:27	25.20	57.10	1.00	16.70	-0.08	Valve Adjustment:Reduced System Vac/Flare Down
GP-15 - 40	2/26/2026 08:32	25.30	57.20	0.90	16.60	-0.04	Valve Adjustment:Reduced System Vac/Flare Down
GP-15 - 40	2/27/2026 08:59	25.40	58.10	1.00	15.50	-0.04	
GP-15 - 40	3/2/2026 08:41	27.80	60.40	0.60	11.20	-0.10	
GP-15 - 40	3/3/2026 08:26	26.60	59.60	0.10	13.70	-0.18	
GP-15 - 40	3/4/2026 08:02	27.60	60.20	0.60	11.60	-0.17	
GP-15 - 40	3/5/2026 08:49	25.60	56.20	1.30	16.90	-0.32	
GP-15 - 40	3/6/2026 07:51	20.30	50.10	2.40	27.20	-0.20	



Chiquita Canyon Landfill - Monitoring Probes Data - 01/01/2026 to 03/31/2026

Point Name	Record Date	CH4 (% by vol)	CO2 (% by vol)	O2 (% by vol)	Bal Gas (% by vol)	Rel Press ("H2O)	Comments
GP-15 - 40	3/9/2026 08:42	11.00	28.90	9.70	50.40	-0.44	
GP-15 - 40	3/10/2026 08:32	6.90	17.50	13.40	62.20	-0.59	
GP-15 - 40	3/11/2026 08:43	4.60	11.40	16.00	68.00	-0.63	
GP-15 - 40	3/12/2026 08:46	5.60	14.40	13.80	66.20	-0.58	
GP-15 - 40	3/13/2026 08:15	8.00	20.40	12.10	59.50	-0.52	
GP-15 - 40	3/16/2026 09:06	5.70	14.00	13.80	66.50	-0.61	
GP-15 - 40	3/17/2026 08:22	8.40	22.20	11.10	58.30	-0.46	
GP-15 - 40	3/18/2026 08:55	10.50	28.40	8.20	52.90	-0.35	
GP-15 - 40	3/19/2026 08:50	6.40	17.10	12.80	63.70	-0.51	
GP-15 - 40	3/20/2026 09:33	5.60	13.60	13.80	67.00	-0.53	
GP-15 - 40	3/23/2026 09:28	4.90	12.00	14.60	68.50	-0.51	
GP-15 - 40	3/24/2026 08:35	5.30	13.50	15.10	66.10	-0.66	
GP-15 - 40	3/25/2026 08:50	5.30	13.70	13.90	67.10	-0.58	
GP-15 - 40	3/26/2026 08:16	5.10	14.40	13.70	66.80	-0.61	Valve Adjustment:Reduced System Vac/Flare Down
GP-15 - 40	3/27/2026 08:17	4.40	12.30	14.70	68.60	-0.60	
GP-15 - 40	3/30/2026 08:23	4.50	13.30	14.30	67.90	-0.64	
GP-15 - 40	3/31/2026 08:44	3.90	12.80	14.70	68.60	-0.55	
GP-15 - 60	1/2/2026 09:14	10.50	37.80	2.50	49.20	-2.58	
GP-15 - 60	1/5/2026 08:46	9.50	34.10	3.80	52.60	-2.63	
GP-15 - 60	1/7/2026 07:55	9.00	31.80	5.10	54.10	-2.06	
GP-15 - 60	1/8/2026 07:47	8.00	29.00	6.30	56.70	-3.00	
GP-15 - 60	1/9/2026 08:40	8.10	32.80	4.80	54.30	-3.44	
GP-15 - 60	1/12/2026 09:12	10.50	39.70	0.40	49.40	-3.08	
GP-15 - 60	1/13/2026 08:18	9.50	38.20	1.90	50.40	-2.86	
GP-15 - 60	1/14/2026 07:19	9.90	39.90	0.90	49.30	-3.12	
GP-15 - 60	1/15/2026 07:38	10.20	40.00	0.90	48.90	-2.99	
GP-15 - 60	1/16/2026 07:34	10.10	39.80	0.90	49.20	-3.29	
GP-15 - 60	1/19/2026 08:27	9.60	38.30	0.80	51.30	-0.25	Valve Adjustment:Reduced System Vac/Flare Down
GP-15 - 60	1/20/2026 08:09	9.50	37.90	1.10	51.50	-0.38	Valve Adjustment:Reduced System Vac/Flare Down

Chiquita Canyon Landfill - Monitoring Probes Data - 01/01/2026 to 03/31/2026

Point Name	Record Date	CH4 (% by vol)	CO2 (% by vol)	O2 (% by vol)	Bal Gas (% by vol)	Rel Press ("H2O)	Comments
GP-15 - 60	1/21/2026 08:36	9.70	37.80	1.20	51.30	-0.33	Valve Adjustment:Reduced System Vac/Flare Down
GP-15 - 60	1/22/2026 08:55	9.60	36.40	1.90	52.10	-0.32	Valve Adjustment:Reduced System Vac/Flare Down
GP-15 - 60	1/23/2026 07:41	9.70	35.40	2.70	52.20	-1.11	Valve Adjustment:Reduced System Vac/Flare Down
GP-15 - 60	1/26/2026 09:51	10.00	38.30	0.00	51.70	-2.30	Valve Adjustment:Reduced System Vac/Flare Down
GP-15 - 60	1/27/2026 07:54	7.80	30.30	4.20	57.70	-1.91	Valve Adjustment:Reduced System Vac/Flare Down
GP-15 - 60	1/28/2026 08:21	8.80	35.00	2.80	53.40	-1.32	Valve Adjustment:Reduced System Vac/Flare Down
GP-15 - 60	1/29/2026 08:11	9.80	38.50	0.60	51.10	-1.26	Valve Adjustment:Reduced System Vac/Flare Down
GP-15 - 60	1/30/2026 07:36	9.50	37.60	1.20	51.70	-1.72	Valve Adjustment:Reduced System Vac/Flare Down
GP-15 - 60	2/2/2026 09:02	9.90	37.80	0.90	51.40	-2.52	
GP-15 - 60	2/3/2026 07:24	8.70	35.20	2.70	53.40	-2.22	
GP-15 - 60	2/4/2026 07:35	8.90	35.50	2.10	53.50	-2.36	Valve Adjustment:Reduced System Vac/Flare Down
GP-15 - 60	2/5/2026 07:40	8.50	33.50	3.30	54.70	-1.76	Valve Adjustment:Reduced System Vac/Flare Down
GP-15 - 60	2/6/2026 08:31	9.20	36.50	1.40	52.90	-2.09	
GP-15 - 60	2/9/2026 07:40	9.00	36.10	1.90	53.00	-0.99	Valve Adjustment:Reduced System Vac/Flare Down
GP-15 - 60	2/10/2026 13:32	9.70	37.10	1.80	51.40	-0.83	
GP-15 - 60	2/11/2026 11:05	9.90	38.70	0.20	51.20	-1.94	
GP-15 - 60	2/12/2026 13:05	9.30	38.50	0.80	51.40	0.70	
GP-15 - 60	2/13/2026 13:10	9.40	38.80	1.00	50.80	0.18	
GP-15 - 60	2/17/2026 12:17	9.90	36.70	1.60	51.80	-0.34	
GP-15 - 60	2/18/2026 11:50	9.80	36.50	1.70	52.00	-0.47	
GP-15 - 60	2/19/2026 07:32	10.20	38.00	1.20	50.60	0.41	
GP-15 - 60	2/20/2026 12:25	11.20	39.80	0.00	49.00	0.01	
GP-15 - 60	2/23/2026 08:36	12.10	36.80	3.60	47.50	0.00	
GP-15 - 60	2/23/2026 10:08	11.00	39.90	0.00	49.10	-0.27	Valve Adjustment:Reduced System Vac/Flare Down
GP-15 - 60	2/24/2026 07:49	11.00	38.40	0.50	50.10	-0.16	



Chiquita Canyon Landfill - Monitoring . . obes Data - 01/01/2026 to 03/31/2026

Point Name	Record Date	CH4 (% by vol)	CO2 (% by vol)	O2 (% by vol)	Bal Gas (% by vol)	Rel Press ("H2O)	Comments
GP-15 - 60	2/25/2026 08:32	10.90	37.20	1.20	50.70	-0.26	Valve Adjustment:Reduced System Vac/Flare Down
GP-15 - 60	2/26/2026 08:36	10.90	37.90	1.10	50.10	-0.12	Valve Adjustment:Reduced System Vac/Flare Down
GP-15 - 60	2/27/2026 09:03	11.00	38.10	1.30	49.60	-0.27	
GP-15 - 60	3/2/2026 08:45	11.80	38.40	0.70	49.10	-0.38	
GP-15 - 60	3/3/2026 08:31	12.30	40.40	0.10	47.20	-0.64	
GP-15 - 60	3/4/2026 08:06	11.30	37.00	1.10	50.60	-0.49	
GP-15 - 60	3/5/2026 08:54	11.50	37.40	1.70	49.40	-0.80	
GP-15 - 60	3/6/2026 07:55	11.30	37.10	2.10	49.50	-0.70	
GP-15 - 60	3/9/2026 08:46	10.40	33.90	3.60	52.10	-1.97	
GP-15 - 60	3/10/2026 08:37	10.00	35.20	3.20	51.60	-2.44	
GP-15 - 60	3/11/2026 08:48	9.10	31.20	4.00	55.70	-2.78	
GP-15 - 60	3/12/2026 08:50	10.20	36.10	1.70	52.00	-2.72	
GP-15 - 60	3/13/2026 08:20	10.30	35.80	1.60	52.30	-2.58	
GP-15 - 60	3/16/2026 09:10	10.20	37.90	0.20	51.70	-2.83	
GP-15 - 60	3/17/2026 08:26	10.10	37.60	0.30	52.00	-2.24	
GP-15 - 60	3/18/2026 08:59	9.90	38.20	0.20	51.70	-1.53	
GP-15 - 60	3/19/2026 08:55	9.00	34.60	2.10	54.30	-2.24	
GP-15 - 60	3/20/2026 09:37	9.00	33.80	2.30	54.90	-2.69	
GP-15 - 60	3/23/2026 09:34	8.70	33.90	2.40	55.00	-2.56	
GP-15 - 60	3/24/2026 08:40	9.70	38.10	0.00	52.20	-3.10	
GP-15 - 60	3/25/2026 08:55	8.80	36.00	1.30	53.90	-2.79	
GP-15 - 60	3/26/2026 08:21	7.70	32.00	2.30	58.00	-2.67	Valve Adjustment:Reduced System Vac/Flare Down
GP-15 - 60	3/27/2026 08:21	7.60	30.50	3.10	58.80	-2.80	
GP-15 - 60	3/30/2026 08:27	7.00	29.50	3.70	59.80	-2.81	
GP-15 - 60	3/31/2026 08:48	7.20	31.50	2.50	58.80	-2.58	
GP-15 - 90	1/2/2026 09:18	0.00	0.00	20.70	79.30	-0.35	
GP-15 - 90	1/5/2026 08:51	0.00	0.10	20.40	79.50	-0.42	
GP-15 - 90	1/7/2026 07:59	0.00	0.10	20.60	79.30	-0.19	
GP-15 - 90	1/8/2026 07:51	0.00	0.00	20.70	79.30	-0.42	

Chiquita Canyon Landfill - Monitoring . . obes Data - 01/01/2026 to 03/31/2026

Point Name	Record Date	CH4 (% by vol)	CO2 (% by vol)	O2 (% by vol)	Bal Gas (% by vol)	Rel Press ("H2O)	Comments
GP-15 - 90	1/9/2026 08:45	0.00	0.00	20.90	79.10	-0.60	
GP-15 - 90	1/12/2026 09:19	0.00	0.00	21.80	78.20	-0.41	
GP-15 - 90	1/13/2026 08:23	0.00	0.10	20.50	79.40	-0.38	
GP-15 - 90	1/14/2026 07:24	0.00	0.00	20.70	79.30	-0.43	
GP-15 - 90	1/15/2026 07:42	0.00	0.10	21.00	78.90	-0.36	
GP-15 - 90	1/16/2026 07:38	0.00	0.00	20.90	79.10	-0.42	
GP-15 - 90	1/19/2026 08:32	18.30	48.40	0.50	32.80	0.71	Valve Adjustment:Reduced System Vac/Flare Down
GP-15 - 90	1/20/2026 08:15	14.00	42.80	2.40	40.80	0.05	Valve Adjustment:Reduced System Vac/Flare Down
GP-15 - 90	1/21/2026 08:42	18.80	45.80	1.80	33.60	0.08	Valve Adjustment:Reduced System Vac/Flare Down
GP-15 - 90	1/22/2026 09:01	20.60	48.80	2.30	28.30	0.19	Valve Adjustment:Reduced System Vac/Flare Down
GP-15 - 90	1/23/2026 07:46	3.60	10.30	15.50	70.60	-0.02	Valve Adjustment:Reduced System Vac/Flare Down
GP-15 - 90	1/26/2026 09:58	0.00	0.20	21.90	77.90	-0.21	Valve Adjustment:Reduced System Vac/Flare Down
GP-15 - 90	1/27/2026 07:59	0.00	0.00	20.80	79.20	-0.39	Valve Adjustment:Reduced System Vac/Flare Down
GP-15 - 90	1/28/2026 08:25	0.00	0.00	21.20	78.80	0.02	Valve Adjustment:Reduced System Vac/Flare Down
GP-15 - 90	1/29/2026 08:16	0.00	1.10	19.50	79.40	-0.07	Valve Adjustment:Reduced System Vac/Flare Down
GP-15 - 90	1/30/2026 07:40	0.00	0.10	21.10	78.80	-0.31	Valve Adjustment:Reduced System Vac/Flare Down
GP-15 - 90	2/2/2026 09:06	0.00	0.00	20.00	80.00	-0.49	
GP-15 - 90	2/3/2026 07:28	0.00	0.00	20.90	79.10	-0.75	
GP-15 - 90	2/4/2026 07:39	0.00	0.00	20.80	79.20	-0.49	Valve Adjustment:Reduced System Vac/Flare Down
GP-15 - 90	2/5/2026 07:44	0.00	0.00	20.90	79.10	0.12	Valve Adjustment:Reduced System Vac/Flare Down
GP-15 - 90	2/6/2026 08:34	0.00	0.00	20.20	79.80	-0.28	
GP-15 - 90	2/9/2026 07:44	0.00	0.10	21.00	78.90	0.08	Valve Adjustment:Reduced System Vac/Flare Down
GP-15 - 90	2/10/2026 13:36	0.00	0.10	21.00	78.90	0.04	
GP-15 - 90	2/11/2026 11:20	0.00	0.20	19.80	80.00	-0.31	
GP-15 - 90	2/12/2026 13:09	0.10	0.40	20.50	79.00	0.32	

Chiquita Canyon Landfill - Monitoring . .obes Data - 01/01/2026 to 03/31/2026

Point Name	Record Date	CH4 (% by vol)	CO2 (% by vol)	O2 (% by vol)	Bal Gas (% by vol)	Rel Press ("H2O)	Comments
GP-15 - 90	2/13/2026 13:14	0.10	0.40	21.50	78.00	0.17	
GP-15 - 90	2/17/2026 12:21	0.00	0.10	20.90	79.00	0.04	
GP-15 - 90	2/18/2026 11:54	0.10	0.40	20.90	78.60	-0.06	
GP-15 - 90	2/19/2026 07:37	0.10	0.70	20.50	78.70	0.20	
GP-15 - 90	2/20/2026 12:30	7.90	27.90	7.30	56.90	0.09	
GP-15 - 90	2/23/2026 08:38	17.70	36.40	6.80	39.10	0.00	
GP-15 - 90	2/23/2026 10:13	2.70	16.80	11.80	68.70	0.02	Valve Adjustment:Reduced System Vac/Flare Down
GP-15 - 90	2/24/2026 07:55	22.50	52.10	0.00	25.40	-0.02	
GP-15 - 90	2/25/2026 08:38	15.00	43.70	5.30	36.00	0.00	Valve Adjustment:Reduced System Vac/Flare Down
GP-15 - 90	2/26/2026 08:41	21.30	49.80	1.30	27.60	0.01	Valve Adjustment:Reduced System Vac/Flare Down
GP-15 - 90	2/27/2026 09:09	11.90	37.30	7.00	43.80	0.02	
GP-15 - 90	3/2/2026 08:51	12.70	38.90	7.50	40.90	-0.02	
GP-15 - 90	3/3/2026 08:36	1.50	8.40	16.50	73.60	-0.10	
GP-15 - 90	3/4/2026 08:10	0.10	0.20	21.00	78.70	0.42	
GP-15 - 90	3/5/2026 08:58	0.00	0.10	20.40	79.50	0.22	
GP-15 - 90	3/6/2026 08:00	0.00	0.10	20.60	79.30	0.12	
GP-15 - 90	3/9/2026 08:50	0.00	0.10	20.60	79.30	-0.03	
GP-15 - 90	3/10/2026 08:41	0.00	0.10	20.50	79.40	-0.88	
GP-15 - 90	3/11/2026 08:52	0.00	0.00	20.90	79.10	-0.96	
GP-15 - 90	3/12/2026 08:54	0.00	0.00	20.20	79.80	-0.53	
GP-15 - 90	3/13/2026 08:24	0.00	0.10	20.90	79.00	0.27	
GP-15 - 90	3/16/2026 09:14	0.00	0.00	20.00	80.00	-0.68	
GP-15 - 90	3/17/2026 08:30	0.00	0.10	20.10	79.80	0.02	
GP-15 - 90	3/18/2026 09:03	0.00	0.10	19.70	80.20	0.21	
GP-15 - 90	3/19/2026 08:58	0.00	0.10	20.00	79.90	-0.54	
GP-15 - 90	3/20/2026 09:41	0.00	0.00	19.90	80.10	-0.48	
GP-15 - 90	3/23/2026 09:38	0.00	0.10	19.80	80.10	-0.44	
GP-15 - 90	3/24/2026 08:45	0.00	0.10	21.50	78.40	-0.58	
GP-15 - 90	3/25/2026 09:00	0.00	0.10	19.90	80.00	-0.46	

Chiquita Canyon Landfill - Monitoring . . obes Data - 01/01/2026 to 03/31/2026

Point Name	Record Date	CH4 (% by vol)	CO2 (% by vol)	O2 (% by vol)	Bal Gas (% by vol)	Rel Press ("H2O)	Comments
GP-15 - 90	3/26/2026 08:26	0.00	0.20	20.00	79.80	-0.48	
GP-15 - 90	3/27/2026 08:26	0.00	0.00	20.40	79.60	-0.47	
GP-15 - 90	3/30/2026 08:31	0.00	0.00	20.50	79.50	-0.53	
GP-15 - 90	3/31/2026 08:54	0.00	0.10	20.40	79.50	-0.39	
GP-15 - 115	1/2/2026 09:24	0.00	0.00	20.80	79.20	-1.44	
GP-15 - 115	1/5/2026 08:55	0.00	0.00	20.50	79.50	-1.15	
GP-15 - 115	1/7/2026 08:04	0.00	0.00	20.90	79.10	-0.36	
GP-15 - 115	1/8/2026 07:56	0.00	0.00	20.90	79.10	-1.31	
GP-15 - 115	1/9/2026 08:50	0.00	0.00	21.20	78.80	-2.26	
GP-15 - 115	1/12/2026 09:27	0.00	0.00	22.10	77.90	-1.10	
GP-15 - 115	1/13/2026 08:27	0.00	0.00	20.80	79.20	-1.19	
GP-15 - 115	1/14/2026 07:28	0.00	0.00	21.00	79.00	-1.17	
GP-15 - 115	1/15/2026 07:47	0.00	0.00	21.40	78.60	-0.86	
GP-15 - 115	1/16/2026 07:43	0.00	0.00	21.00	79.00	-1.21	
GP-15 - 115	1/19/2026 08:37	0.20	0.30	20.70	78.80	0.16	Valve Adjustment:Reduced System Vac/Flare Down
GP-15 - 115	1/20/2026 08:19	0.10	0.10	20.70	79.10	-0.17	Valve Adjustment:Reduced System Vac/Flare Down
GP-15 - 115	1/21/2026 08:48	0.20	0.50	20.40	78.90	-0.02	Valve Adjustment:Reduced System Vac/Flare Down
GP-15 - 115	1/22/2026 09:05	0.10	0.20	20.40	79.30	0.30	Valve Adjustment:Reduced System Vac/Flare Down
GP-15 - 115	1/23/2026 07:50	0.10	0.10	21.20	78.60	0.10	Valve Adjustment:Reduced System Vac/Flare Down
GP-15 - 115	1/26/2026 10:06	0.00	0.00	22.40	77.60	-1.10	Valve Adjustment:Reduced System Vac/Flare Down
GP-15 - 115	1/27/2026 08:03	0.00	0.00	21.00	79.00	-1.06	Valve Adjustment:Reduced System Vac/Flare Down
GP-15 - 115	1/28/2026 08:30	0.00	0.00	21.30	78.70	-0.62	Valve Adjustment:Reduced System Vac/Flare Down
GP-15 - 115	1/29/2026 08:20	0.00	0.00	20.60	79.40	-0.65	Valve Adjustment:Reduced System Vac/Flare Down
GP-15 - 115	1/30/2026 07:45	0.00	0.00	20.90	79.10	-0.71	Valve Adjustment:Reduced System Vac/Flare Down
GP-15 - 115	2/2/2026 09:11	0.00	0.00	20.20	79.80	-1.18	
GP-15 - 115	2/3/2026 07:32	0.00	0.00	21.00	79.00	-1.44	

Chiquita Canyon Landfill - Monitoring . . obes Data - 01/01/2026 to 03/31/2026

Point Name	Record Date	CH4 (% by vol)	CO2 (% by vol)	O2 (% by vol)	Bal Gas (% by vol)	Rel Press ("H2O)	Comments
GP-15 - 115	2/4/2026 07:44	0.00	0.00	21.10	78.90	-1.14	Valve Adjustment:Reduced System Vac/Flare Down
GP-15 - 115	2/5/2026 07:48	0.00	0.10	21.10	78.80	-0.75	Valve Adjustment:Reduced System Vac/Flare Down
GP-15 - 115	2/6/2026 08:39	0.00	0.10	20.30	79.60	-1.05	
GP-15 - 115	2/9/2026 07:48	0.10	0.10	21.20	78.60	-0.09	Valve Adjustment:Reduced System Vac/Flare Down
GP-15 - 115	2/10/2026 13:41	0.10	0.10	21.10	78.70	-0.12	
GP-15 - 115	2/11/2026 11:24	0.00	0.00	20.20	79.80	-1.26	
GP-15 - 115	2/12/2026 13:14	0.10	0.20	21.10	78.60	0.59	
GP-15 - 115	2/13/2026 13:20	0.10	0.30	20.80	78.80	0.83	
GP-15 - 115	2/17/2026 12:26	0.10	0.10	21.00	78.80	-0.29	
GP-15 - 115	2/18/2026 11:59	0.10	0.10	21.30	78.50	-0.43	
GP-15 - 115	2/19/2026 07:41	0.20	0.30	20.80	78.70	0.43	
GP-15 - 115	2/20/2026 12:35	0.10	0.20	21.30	78.40	0.11	
GP-15 - 115	2/23/2026 08:40	36.00	54.50	5.00	4.50	0.00	
GP-15 - 115	2/23/2026 10:18	0.10	0.10	19.80	80.00	0.22	Valve Adjustment:Reduced System Vac/Flare Down
GP-15 - 115	2/24/2026 08:00	0.10	0.30	20.60	79.00	0.67	
GP-15 - 115	2/25/2026 08:42	0.10	0.20	20.40	79.30	0.36	Valve Adjustment:Reduced System Vac/Flare Down
GP-15 - 115	2/26/2026 08:46	0.10	0.20	20.20	79.50	0.22	Valve Adjustment:Reduced System Vac/Flare Down
GP-15 - 115	2/27/2026 09:14	0.10	0.20	20.60	79.10	0.43	
GP-15 - 115	3/2/2026 08:55	0.10	0.20	20.10	79.60	0.26	
GP-15 - 115	3/3/2026 08:41	0.10	0.10	19.80	80.00	0.02	
GP-15 - 115	3/4/2026 08:15	0.10	0.10	21.00	78.80	-0.14	
GP-15 - 115	3/5/2026 09:02	0.10	0.10	20.40	79.40	-0.39	
GP-15 - 115	3/6/2026 08:06	0.00	0.10	20.60	79.30	-0.51	
GP-15 - 115	3/9/2026 08:54	0.00	0.10	20.60	79.30	-0.59	
GP-15 - 115	3/10/2026 08:45	0.00	0.00	20.50	79.50	-1.37	
GP-15 - 115	3/11/2026 08:56	0.00	0.00	20.80	79.20	-1.51	
GP-15 - 115	3/12/2026 09:00	0.00	0.00	20.20	79.80	-1.19	
GP-15 - 115	3/13/2026 08:28	0.00	0.10	20.90	79.00	-0.66	

Chiquita Canyon Landfill - Monitoring . . obes Data - 01/01/2026 to 03/31/2026

Point Name	Record Date	CH4 (% by vol)	CO2 (% by vol)	O2 (% by vol)	Bal Gas (% by vol)	Rel Press ("H2O)	Comments
GP-15 - 115	3/16/2026 09:18	0.00	0.00	20.20	79.80	-1.41	
GP-15 - 115	3/17/2026 08:34	0.00	0.10	20.30	79.60	-0.85	
GP-15 - 115	3/18/2026 09:07	0.00	0.10	19.80	80.10	-0.59	
GP-15 - 115	3/19/2026 09:03	0.00	0.00	20.10	79.90	-1.05	
GP-15 - 115	3/20/2026 09:47	0.00	0.00	20.10	79.90	-1.02	
GP-15 - 115	3/23/2026 09:42	0.00	0.00	19.90	80.10	-1.17	
GP-15 - 115	3/24/2026 08:53	0.00	0.00	21.70	78.30	-1.13	
GP-15 - 115	3/25/2026 09:04	0.00	0.00	20.20	79.80	-1.07	
GP-15 - 115	3/26/2026 08:31	0.00	0.00	20.20	79.80	-0.82	
GP-15 - 115	3/27/2026 08:30	0.00	0.00	20.50	79.50	-1.10	
GP-15 - 115	3/30/2026 08:36	0.00	0.00	20.50	79.50	-1.18	
GP-15 - 115	3/31/2026 08:59	0.00	0.00	20.70	79.30	-1.03	
GP-16 - 10	1/16/2026 09:51	0.00	0.90	16.50	82.60	-0.02	
GP-16 - 10	2/4/2026 12:47	0.00	0.80	17.80	81.40	0.04	
GP-16 - 10	2/24/2026 08:53	0.00	1.40	11.80	86.80	0.00	
GP-16 - 10	3/23/2026 12:37	0.00	2.30	17.00	80.70	0.01	
GP-16 - 85	1/16/2026 09:54	0.00	4.30	11.50	84.20	-0.35	
GP-16 - 85	2/4/2026 12:50	0.00	4.10	12.20	83.70	0.43	
GP-16 - 85	2/24/2026 08:55	0.00	1.70	12.60	85.70	0.10	
GP-16 - 85	3/23/2026 12:40	0.00	4.10	11.50	84.40	0.13	
GP-16 - 154	1/16/2026 09:59	0.00	0.00	15.30	84.70	0.62	
GP-16 - 154	2/4/2026 12:56	0.00	0.00	15.40	84.60	-0.14	
GP-16 - 154	2/24/2026 08:57	0.00	0.10	11.70	88.20	-0.40	
GP-16 - 154	3/23/2026 12:46	0.00	0.00	14.70	85.30	0.76	
GP-16 - 210	1/16/2026 10:05	0.00	0.00	19.40	80.60	0.79	
GP-16 - 210	2/4/2026 13:01	0.00	0.00	19.70	80.30	-0.05	
GP-16 - 210	2/24/2026 09:00	0.00	0.10	11.80	88.10	0.30	
GP-16 - 210	3/23/2026 12:51	0.00	0.00	19.30	80.70	0.49	
GP-16 - 255	1/16/2026 10:12	0.00	0.00	20.30	79.70	0.69	
GP-16 - 255	2/4/2026 13:09	0.00	0.00	21.20	78.80	-0.01	

Chiquita Canyon Landfill - Monitoring . . obes Data - 01/01/2026 to 03/31/2026

Point Name	Record Date	CH4 (% by vol)	CO2 (% by vol)	O2 (% by vol)	Bal Gas (% by vol)	Rel Press ("H2O)	Comments
GP-16 - 255	2/24/2026 09:03	0.00	0.00	12.10	87.90	-3.80	
GP-16 - 255	3/23/2026 12:58	0.00	0.00	19.90	80.10	0.53	
GP-17 - 10	1/16/2026 12:18	0.00	0.50	19.60	79.90	0.01	
GP-17 - 10	2/4/2026 13:19	0.00	0.50	20.00	79.50	0.02	
GP-17 - 10	2/24/2026 08:38	0.00	0.90	12.20	86.90	-0.20	
GP-17 - 10	3/23/2026 13:28	0.00	0.70	20.00	79.30	0.01	
GP-17 - 55	1/16/2026 12:21	0.00	0.40	18.10	81.50	0.34	
GP-17 - 55	2/4/2026 13:22	0.00	0.40	18.10	81.50	0.85	
GP-17 - 55	2/24/2026 08:40	0.00	0.30	12.40	87.30	-4.10	
GP-17 - 55	3/23/2026 13:30	0.00	0.40	17.90	81.70	0.22	
GP-17 - 105	1/16/2026 12:25	0.00	0.10	18.10	81.80	0.56	
GP-17 - 105	2/4/2026 13:25	0.00	0.10	18.40	81.50	0.81	
GP-17 - 105	2/24/2026 08:42	0.00	0.30	12.00	87.70	-0.40	
GP-17 - 105	3/23/2026 13:35	0.00	0.10	18.00	81.90	0.27	
GP-17 - 149	1/16/2026 12:31	0.00	0.00	17.50	82.50	1.06	
GP-17 - 149	2/4/2026 13:31	0.00	0.00	17.70	82.30	0.54	
GP-17 - 149	2/24/2026 08:45	0.00	0.10	11.50	88.40	-0.50	
GP-17 - 149	3/23/2026 13:40	0.00	0.00	17.70	82.30	0.66	
GP-17 - 235	1/16/2026 12:38	0.00	0.00	18.10	81.90	1.64	
GP-17 - 235	2/4/2026 13:38	0.00	0.00	21.60	78.40	0.33	
GP-17 - 235	2/24/2026 08:47	0.00	0.00	12.30	87.70	-4.60	
GP-17 - 235	3/23/2026 13:47	0.00	0.00	18.20	81.80	0.75	
GP-18 - 10	1/16/2026 12:49	0.00	0.30	20.50	79.20	0.03	
GP-18 - 10	2/24/2026 08:07	0.00	0.50	9.70	89.80	-0.20	
GP-18 - 10	2/27/2026 12:16	0.00	0.40	19.30	80.30	0.04	
GP-18 - 10	3/23/2026 13:57	0.00	0.30	20.60	79.10	0.03	
GP-18 - 38	1/16/2026 12:51	0.00	0.30	20.40	79.30	0.43	
GP-18 - 38	2/24/2026 08:08	0.00	0.50	9.20	90.30	-1.60	
GP-18 - 38	2/27/2026 12:18	0.00	0.30	19.40	80.30	0.49	
GP-18 - 38	3/23/2026 13:59	0.00	0.30	20.50	79.20	0.23	



Chiquita Canyon Landfill - Monitoring . . obes Data - 01/01/2026 to 03/31/2026

Point Name	Record Date	CH4 (% by vol)	CO2 (% by vol)	O2 (% by vol)	Bal Gas (% by vol)	Rel Press ("H2O)	Comments
GP-18 - 58	1/16/2026 12:54	0.00	0.50	20.00	79.50	0.56	
GP-18 - 58	2/24/2026 08:10	0.00	0.60	8.60	90.80	-0.40	
GP-18 - 58	2/27/2026 12:21	0.00	0.40	19.00	80.60	0.67	
GP-18 - 58	3/23/2026 14:03	0.00	0.40	20.20	79.40	0.34	
GP-18 - 86	1/16/2026 12:57	0.00	0.10	20.10	79.80	0.94	
GP-18 - 86	2/24/2026 08:13	0.00	0.00	8.60	91.40	0.00	
GP-18 - 86	2/27/2026 12:24	0.00	0.10	19.20	80.70	0.77	
GP-18 - 86	3/23/2026 14:06	0.00	0.10	20.40	79.50	0.37	
GP-18 - 115	1/16/2026 13:02	0.00	0.00	16.50	83.50	1.26	
GP-18 - 115	2/24/2026 08:15	0.00	0.20	8.70	91.10	-1.40	
GP-18 - 115	2/27/2026 12:28	0.00	0.00	14.60	85.40	0.87	
GP-18 - 115	3/23/2026 14:12	0.00	0.10	9.00	90.90	1.12	
GP-19 - 10	1/9/2026 09:54	0.00	4.20	16.20	79.60	-0.05	
GP-19 - 10	1/16/2026 09:14	0.00	9.10	5.80	85.10	-0.04	
GP-19 - 10	1/23/2026 12:47	4.10	12.90	0.90	82.10	0.03	Valve Adjustment:Reduced System Vac/Flare Down
GP-19 - 10	1/29/2026 13:02	0.50	14.30	1.30	83.90	0.03	Valve Adjustment:Reduced System Vac/Flare Down
GP-19 - 10	2/3/2026 12:24	1.00	13.80	3.90	81.30	0.01	
GP-19 - 10	2/5/2026 13:16	3.10	13.00	0.90	83.00	0.02	Valve Adjustment:Reduced System Vac/Flare Down
GP-19 - 10	2/6/2026 09:27	1.60	12.60	2.10	83.70	-0.02	
GP-19 - 10	2/9/2026 09:24	0.40	16.70	0.80	82.10	0.01	Valve Adjustment:Reduced System Vac/Flare Down
GP-19 - 10	2/10/2026 14:49	2.30	14.40	0.30	83.00	0.00	Valve Adjustment:Reduced System Vac/Flare Down
GP-19 - 10	2/11/2026 16:48	0.00	9.70	9.70	80.60	-0.03	
GP-19 - 10	2/12/2026 07:29	0.00	7.10	12.60	80.30	-0.02	
GP-19 - 10	2/13/2026 13:38	0.00	15.70	3.30	81.00	0.00	
GP-19 - 10	2/16/2026 07:36	0.20	18.00	1.50	80.30	-0.02	
GP-19 - 10	2/17/2026 13:34	0.00	7.90	11.50	80.60	-0.04	
GP-19 - 10	2/18/2026 12:22	0.00	7.30	12.30	80.40	-0.02	
GP-19 - 10	2/19/2026 13:49	0.00	12.60	4.30	83.10	0.03	

Chiquita Canyon Landfill - Monitoring . . obes Data - 01/01/2026 to 03/31/2026

Point Name	Record Date	CH4 (% by vol)	CO2 (% by vol)	O2 (% by vol)	Bal Gas (% by vol)	Rel Press ("H2O)	Comments
GP-19 - 10	2/20/2026 13:36	0.00	10.40	10.40	79.20	0.01	
GP-19 - 10	2/23/2026 11:28	0.00	5.80	16.90	77.30	0.00	
GP-19 - 10	2/23/2026 13:11	0.00	7.90	11.50	80.60	0.03	Valve Adjustment:Reduced System Vac/Flare Down
GP-19 - 10	2/24/2026 12:41	0.00	12.10	9.00	78.90	0.03	
GP-19 - 10	2/25/2026 06:51	0.00	8.40	9.20	82.40	-0.02	
GP-19 - 10	2/26/2026 14:41	0.00	10.80	9.90	79.30	-0.03	
GP-19 - 10	2/27/2026 07:06	0.00	9.50	10.70	79.80	-0.02	
GP-19 - 10	3/2/2026 06:56	0.00	6.70	11.30	82.00	-0.02	
GP-19 - 10	3/3/2026 12:53	0.00	9.00	12.00	79.00	0.00	
GP-19 - 10	3/4/2026 09:15	0.00	6.50	12.70	80.80	-0.01	
GP-19 - 10	3/5/2026 09:56	0.00	5.80	13.50	80.70	-0.05	
GP-19 - 10	3/6/2026 09:15	0.00	5.00	14.70	80.30	-0.01	
GP-19 - 10	3/12/2026 13:04	0.00	5.90	16.40	77.70	0.02	
GP-19 - 10	3/20/2026 13:46	0.00	5.80	16.50	77.70	0.02	
GP-19 - 10	3/26/2026 13:06	0.00	4.80	17.10	78.10	0.01	
GP-19 - 84	1/9/2026 09:58	0.00	12.90	5.40	81.70	-0.65	
GP-19 - 84	1/16/2026 09:17	0.00	11.10	6.40	82.50	-0.37	
GP-19 - 84	1/23/2026 12:50	0.00	12.10	5.30	82.60	0.45	Valve Adjustment:Reduced System Vac/Flare Down
GP-19 - 84	1/29/2026 13:05	0.00	12.20	5.40	82.40	0.29	Valve Adjustment:Reduced System Vac/Flare Down
GP-19 - 84	2/3/2026 12:28	0.00	12.10	5.50	82.40	0.11	
GP-19 - 84	2/5/2026 13:19	0.00	12.20	5.20	82.60	0.34	Valve Adjustment:Reduced System Vac/Flare Down
GP-19 - 84	2/6/2026 09:32	0.00	12.00	5.20	82.80	-0.26	
GP-19 - 84	2/9/2026 09:28	0.00	12.00	5.20	82.80	0.09	Valve Adjustment:Reduced System Vac/Flare Down
GP-19 - 84	2/10/2026 14:53	0.00	12.70	4.50	82.80	0.13	Valve Adjustment:Reduced System Vac/Flare Down
GP-19 - 84	2/11/2026 16:51	0.00	12.50	4.80	82.70	-0.25	
GP-19 - 84	2/12/2026 07:33	0.00	12.90	4.70	82.40	-0.37	
GP-19 - 84	2/13/2026 13:42	0.00	11.80	5.70	82.50	0.13	
GP-19 - 84	2/16/2026 07:40	0.00	12.00	5.50	82.50	0.16	

Chiquita Canyon Landfill - Monitoring , .obes Data - 01/01/2026 to 03/31/2026

Point Name	Record Date	CH4 (% by vol)	CO2 (% by vol)	O2 (% by vol)	Bal Gas (% by vol)	Rel Press ("H2O)	Comments
GP-19 - 84	2/17/2026 13:37	0.00	12.40	5.20	82.40	0.00	
GP-19 - 84	2/18/2026 12:25	0.00	11.90	5.40	82.70	-0.30	
GP-19 - 84	2/19/2026 13:52	0.00	12.10	5.70	82.20	0.46	
GP-19 - 84	2/20/2026 13:39	0.00	12.40	4.90	82.70	-0.02	
GP-19 - 84	2/23/2026 11:30	0.00	11.00	9.00	80.00	0.00	
GP-19 - 84	2/23/2026 13:15	0.00	11.60	5.70	82.70	0.38	Valve Adjustment:Reduced System Vac/Flare Down
GP-19 - 84	2/24/2026 12:44	0.00	11.60	6.10	82.30	0.33	
GP-19 - 84	2/25/2026 06:55	0.00	11.30	6.50	82.20	-0.18	
GP-19 - 84	2/26/2026 14:44	0.00	10.90	6.60	82.50	0.16	
GP-19 - 84	2/27/2026 07:11	0.00	11.10	6.80	82.10	-0.25	
GP-19 - 84	3/2/2026 06:59	0.00	11.00	6.80	82.20	-0.27	
GP-19 - 84	3/3/2026 12:56	0.00	11.90	5.80	82.30	0.02	
GP-19 - 84	3/4/2026 09:18	0.00	11.30	6.20	82.50	-0.20	
GP-19 - 84	3/5/2026 09:59	0.00	10.80	6.50	82.70	-0.59	
GP-19 - 84	3/6/2026 09:19	0.00	11.60	6.00	82.40	-0.37	
GP-19 - 84	3/12/2026 13:07	0.00	10.70	7.50	81.80	0.20	
GP-19 - 84	3/20/2026 13:49	0.00	9.40	8.80	81.80	0.21	
GP-19 - 84	3/26/2026 13:10	0.00	9.00	9.20	81.80	0.16	
GP-19 - 116	1/9/2026 10:02	0.00	9.10	7.30	83.60	-0.98	
GP-19 - 116	1/16/2026 09:21	0.00	11.40	6.30	82.30	-0.45	
GP-19 - 116	1/23/2026 12:59	0.00	12.90	6.40	80.70	0.61	Valve Adjustment:Reduced System Vac/Flare Down
GP-19 - 116	1/29/2026 13:10	0.00	10.40	6.10	83.50	0.31	Valve Adjustment:Reduced System Vac/Flare Down
GP-19 - 116	2/3/2026 12:32	0.00	10.00	6.50	83.50	0.07	
GP-19 - 116	2/5/2026 13:23	0.00	12.10	6.10	81.80	0.48	Valve Adjustment:Reduced System Vac/Flare Down
GP-19 - 116	2/6/2026 09:36	0.00	10.50	5.80	83.70	-0.39	
GP-19 - 116	2/9/2026 09:32	0.00	12.50	5.90	81.60	0.17	Valve Adjustment:Reduced System Vac/Flare Down
GP-19 - 116	2/10/2026 14:57	0.00	13.00	5.60	81.40	0.18	Valve Adjustment:Reduced System Vac/Flare Down
GP-19 - 116	2/11/2026 16:55	0.00	10.90	6.10	83.00	-0.41	



Chiquita Canyon Landfill - Monitoring , ,obes Data - 01/01/2026 to 03/31/2026

Point Name	Record Date	CH4 (% by vol)	CO2 (% by vol)	O2 (% by vol)	Bal Gas (% by vol)	Rel Press ("H2O)	Comments
GP-19 - 116	2/12/2026 07:37	0.00	10.60	6.10	83.30	-0.50	
GP-19 - 116	2/13/2026 13:46	0.00	11.70	6.40	81.90	0.23	
GP-19 - 116	2/16/2026 07:44	0.00	13.20	6.30	80.50	0.52	
GP-19 - 116	2/17/2026 13:41	0.00	10.40	6.90	82.70	-0.09	
GP-19 - 116	2/18/2026 12:29	0.00	10.20	7.10	82.70	-0.43	
GP-19 - 116	2/19/2026 13:58	0.00	12.50	6.50	81.00	0.64	
GP-19 - 116	2/20/2026 13:44	0.00	10.40	6.30	83.30	-0.09	
GP-19 - 116	2/23/2026 11:32	0.00	6.30	13.70	80.00	0.00	
GP-19 - 116	2/23/2026 13:19	0.00	9.90	6.50	83.60	0.50	Valve Adjustment:Reduced System Vac/Flare Down
GP-19 - 116	2/24/2026 12:49	0.00	12.10	6.40	81.50	0.49	
GP-19 - 116	2/25/2026 06:59	0.00	11.30	7.10	81.60	-0.22	
GP-19 - 116	2/26/2026 14:49	0.00	9.60	7.30	83.10	0.22	
GP-19 - 116	2/27/2026 07:15	0.00	9.70	7.60	82.70	-0.29	
GP-19 - 116	3/2/2026 07:04	0.00	9.60	7.50	82.90	-0.33	
GP-19 - 116	3/3/2026 13:00	0.00	9.80	6.90	83.30	-0.01	
GP-19 - 116	3/4/2026 09:22	0.00	9.50	7.10	83.40	-0.24	
GP-19 - 116	3/5/2026 10:03	0.00	9.10	7.90	83.00	-0.76	
GP-19 - 116	3/6/2026 09:24	0.00	9.00	7.70	83.30	-0.53	
GP-19 - 116	3/12/2026 13:11	0.00	8.80	8.50	82.70	0.27	
GP-19 - 116	3/20/2026 13:53	0.00	9.10	8.70	82.20	0.30	
GP-19 - 116	3/26/2026 13:14	0.00	7.90	9.70	82.40	0.21	
GP-1R - 26	1/28/2026 11:20	0.00	0.10	1.30	98.60	0.01	
GP-1R - 26	1/29/2026 12:36	0.00	11.20	7.70	81.10	0.32	Valve Adjustment:Reduced System Vac/Flare Down
GP-1R - 26	2/9/2026 10:35	0.00	10.90	7.50	81.60	0.24	
GP-1R - 26	2/23/2026 11:40	0.00	6.00	14.70	79.30	0.00	
GP-1R - 26	3/24/2026 11:33	0.00	0.10	20.90	79.00	-0.01	
GP-1R - 26	3/25/2026 14:20	0.00	10.90	7.90	81.20	0.15	
GP-1R - 38	1/28/2026 11:22	0.00	0.00	1.30	98.70	0.00	
GP-1R - 38	1/29/2026 12:40	0.00	11.00	8.00	81.00	0.33	Valve Adjustment:Reduced System Vac/Flare Down

Chiquita Canyon Landfill - Monitoring . . obes Data - 01/01/2026 to 03/31/2026

Point Name	Record Date	CH4 (% by vol)	CO2 (% by vol)	O2 (% by vol)	Bal Gas (% by vol)	Rel Press ("H2O)	Comments
GP-1R - 38	2/9/2026 10:37	0.00	11.10	7.30	81.60	0.23	
GP-1R - 38	2/23/2026 11:42	0.00	0.30	18.60	81.10	-3.70	
GP-1R - 38	3/24/2026 11:35	0.00	0.10	21.00	78.90	-0.01	
GP-1R - 38	3/25/2026 14:22	0.00	11.30	7.30	81.40	0.15	
GP-1R - 47	1/28/2026 11:24	0.00	0.00	1.30	98.70	0.02	
GP-1R - 47	1/29/2026 12:42	0.00	11.40	7.50	81.10	0.35	Valve Adjustment:Reduced System Vac/Flare Down
GP-1R - 47	2/9/2026 10:40	0.00	11.40	7.10	81.50	0.20	
GP-1R - 47	2/23/2026 11:45	0.00	0.00	19.00	81.00	0.00	
GP-1R - 47	3/24/2026 11:37	0.00	0.10	21.10	78.80	-0.01	
GP-1R - 47	3/25/2026 14:25	0.00	11.30	7.10	81.60	0.14	
GP-20 - 60	1/2/2026 09:47	0.00	12.10	7.80	80.10	-0.10	
GP-20 - 60	1/5/2026 09:27	0.00	11.90	8.30	79.80	-0.15	
GP-20 - 60	1/6/2026 08:44	0.00	11.10	10.00	78.90	-0.11	
GP-20 - 60	1/7/2026 09:10	0.00	8.50	12.80	78.70	-0.01	
GP-20 - 60	1/8/2026 09:48	0.00	11.70	8.80	79.50	-0.05	
GP-20 - 60	1/9/2026 10:15	0.00	7.80	13.70	78.50	-0.26	
GP-20 - 60	1/13/2026 08:50	0.00	8.80	10.10	81.10	-0.07	
GP-20 - 60	1/23/2026 12:16	2.00	12.00	5.90	80.10	0.23	Valve Adjustment:Reduced System Vac/Flare Down
GP-20 - 60	2/3/2026 12:46	1.30	16.90	1.90	79.90	-0.03	
GP-20 - 60	2/5/2026 13:34	0.40	13.30	5.00	81.30	0.18	Valve Adjustment:Reduced System Vac/Flare Down
GP-20 - 60	2/6/2026 09:47	0.50	15.50	2.70	81.30	-0.11	
GP-20 - 60	2/9/2026 09:39	0.00	13.30	6.10	80.60	0.09	Valve Adjustment:Reduced System Vac/Flare Down
GP-20 - 60	2/10/2026 15:04	0.00	11.40	7.80	80.80	0.13	Valve Adjustment:Reduced System Vac/Flare Down
GP-20 - 60	2/11/2026 17:01	0.20	14.50	6.20	79.10	-0.12	
GP-20 - 60	2/12/2026 07:49	0.30	13.90	7.50	78.30	-0.14	
GP-20 - 60	2/13/2026 13:52	0.00	11.60	8.20	80.20	0.10	
GP-20 - 60	2/16/2026 07:51	1.00	12.90	5.10	81.00	0.25	
GP-20 - 60	2/17/2026 13:48	0.30	13.30	6.90	79.50	-0.03	



Chiquita Canyon Landfill - Monitoring . . obes Data - 01/01/2026 to 03/31/2026

Point Name	Record Date	CH4 (% by vol)	CO2 (% by vol)	O2 (% by vol)	Bal Gas (% by vol)	Rel Press ("H2O)	Comments
GP-20 - 60	2/18/2026 12:36	0.30	13.10	7.50	79.10	-0.08	
GP-20 - 60	2/19/2026 14:08	0.10	12.30	6.10	81.50	0.30	
GP-20 - 60	2/20/2026 13:50	0.40	16.00	3.40	80.20	-0.02	
GP-20 - 60	2/23/2026 13:28	0.00	13.50	5.20	81.30	0.19	
GP-20 - 60	2/24/2026 10:25	0.00	11.10	10.60	78.30	-4.60	
GP-20 - 60	2/24/2026 12:56	0.00	12.00	7.80	80.20	0.19	
GP-20 - 60	2/25/2026 07:06	0.00	9.20	12.70	78.10	-0.06	
GP-20 - 60	2/26/2026 14:55	0.00	12.60	6.70	80.70	0.11	
GP-20 - 60	2/27/2026 07:21	0.10	14.30	5.40	80.20	-0.11	
GP-20 - 60	3/2/2026 07:10	0.00	13.80	5.70	80.50	-0.12	
GP-20 - 60	3/3/2026 10:21	0.00	14.40	6.40	79.20	-0.11	
GP-20 - 60	3/4/2026 09:29	0.00	14.20	7.30	78.50	-0.06	
GP-20 - 60	3/5/2026 10:11	0.00	13.10	8.10	78.80	-0.28	
GP-20 - 60	3/6/2026 09:43	0.00	13.40	8.80	77.80	-0.10	
GP-20 - 60	3/12/2026 10:32	0.00	9.90	11.20	78.90	-0.12	
GP-20 - 60	3/20/2026 13:21	0.00	10.30	9.50	80.20	0.11	
GP-20 - 60	3/26/2026 13:30	0.00	10.50	9.50	80.00	0.09	
GP-20 - 105	1/2/2026 09:51	0.00	11.00	8.90	80.10	-0.10	
GP-20 - 105	1/5/2026 09:31	0.00	10.70	9.90	79.40	-0.16	
GP-20 - 105	1/6/2026 08:48	0.00	9.50	11.70	78.80	-0.11	
GP-20 - 105	1/7/2026 09:15	0.00	8.50	12.80	78.70	-0.01	
GP-20 - 105	1/8/2026 09:53	0.00	10.30	10.30	79.40	-0.05	
GP-20 - 105	1/9/2026 10:19	0.00	5.30	16.20	78.50	-0.34	
GP-20 - 105	1/13/2026 08:54	0.00	8.30	10.40	81.30	-0.07	
GP-20 - 105	1/23/2026 12:19	0.00	6.40	14.50	79.10	0.26	Valve Adjustment:Reduced System Vac/Flare Down
GP-20 - 105	2/3/2026 12:50	1.20	16.80	2.30	79.70	0.02	
GP-20 - 105	2/5/2026 13:38	0.00	11.60	9.10	79.30	0.19	Valve Adjustment:Reduced System Vac/Flare Down
GP-20 - 105	2/6/2026 09:51	0.40	15.30	3.00	81.30	-0.10	
GP-20 - 105	2/9/2026 09:42	0.00	12.70	7.90	79.40	0.09	Valve Adjustment:Reduced System Vac/Flare Down

Chiquita Canyon Landfill - Monitoring . .obes Data - 01/01/2026 to 03/31/2026

Point Name	Record Date	CH4 (% by vol)	CO2 (% by vol)	O2 (% by vol)	Bal Gas (% by vol)	Rel Press ("H2O)	Comments
GP-20 - 105	2/10/2026 15:09	0.00	9.60	11.10	79.30	0.13	Valve Adjustment:Reduced System Vac/Flare Down
GP-20 - 105	2/11/2026 17:05	0.10	13.30	7.60	79.00	-0.13	
GP-20 - 105	2/12/2026 07:53	0.10	12.10	9.70	78.10	-0.14	
GP-20 - 105	2/13/2026 13:56	0.00	10.50	10.60	78.90	0.10	
GP-20 - 105	2/16/2026 07:55	0.00	8.70	12.10	79.20	0.23	
GP-20 - 105	2/17/2026 13:52	0.20	11.60	9.30	78.90	-0.07	
GP-20 - 105	2/18/2026 12:40	0.10	11.50	9.80	78.60	-0.09	
GP-20 - 105	2/19/2026 14:12	0.00	9.90	11.10	79.00	0.27	
GP-20 - 105	2/20/2026 13:54	0.30	15.50	4.10	80.10	-0.02	
GP-20 - 105	2/23/2026 13:32	0.00	12.60	8.70	78.70	0.17	Valve Adjustment:Reduced System Vac/Flare Down
GP-20 - 105	2/24/2026 10:27	0.00	11.50	9.90	78.60	0.20	
GP-20 - 105	2/24/2026 13:00	0.00	10.60	11.40	78.00	0.20	
GP-20 - 105	2/25/2026 07:10	0.00	9.10	12.80	78.10	-0.08	
GP-20 - 105	2/26/2026 14:59	0.00	12.10	8.50	79.40	0.07	
GP-20 - 105	2/27/2026 07:26	0.00	13.80	5.80	80.40	-0.10	
GP-20 - 105	3/2/2026 07:14	0.00	13.50	6.20	80.30	-0.13	
GP-20 - 105	3/3/2026 10:25	0.00	13.10	7.90	79.00	-0.11	
GP-20 - 105	3/4/2026 09:34	0.00	13.20	8.50	78.30	-0.06	
GP-20 - 105	3/5/2026 10:15	0.00	11.70	9.70	78.60	-0.34	
GP-20 - 105	3/6/2026 09:48	0.00	11.40	11.00	77.60	-0.10	
GP-20 - 105	3/12/2026 10:36	0.00	7.40	13.50	79.10	-0.12	
GP-20 - 105	3/20/2026 13:24	0.00	10.00	10.40	79.60	0.11	
GP-20 - 105	3/26/2026 13:34	0.00	10.50	10.40	79.10	0.10	
GP-20 - 173	1/2/2026 09:57	0.00	9.50	10.40	80.10	-0.15	
GP-20 - 173	1/5/2026 09:38	0.00	9.40	11.10	79.50	-0.44	
GP-20 - 173	1/6/2026 08:53	0.00	7.80	13.50	78.70	-0.20	
GP-20 - 173	1/7/2026 09:21	0.00	8.30	13.00	78.70	0.02	
GP-20 - 173	1/8/2026 10:00	0.00	8.60	12.40	79.00	-0.13	
GP-20 - 173	1/9/2026 10:25	0.00	3.70	17.80	78.50	-1.00	

Chiquita Canyon Landfill - Monitoring . .obes Data - 01/01/2026 to 03/31/2026

Point Name	Record Date	CH4 (% by vol)	CO2 (% by vol)	O2 (% by vol)	Bal Gas (% by vol)	Rel Press ("H2O)	Comments
GP-20 - 173	1/13/2026 09:00	0.00	7.20	11.70	81.10	-0.08	
GP-20 - 173	1/23/2026 12:24	0.00	7.00	14.20	78.80	0.47	Valve Adjustment:Reduced System Vac/Flare Down
GP-20 - 173	2/3/2026 12:55	0.50	14.70	5.20	79.60	-0.05	
GP-20 - 173	2/5/2026 13:44	0.00	10.50	10.50	79.00	0.43	Valve Adjustment:Reduced System Vac/Flare Down
GP-20 - 173	2/6/2026 09:57	0.20	14.00	4.00	81.80	-0.16	
GP-20 - 173	2/9/2026 09:49	0.00	11.50	9.60	78.90	0.24	Valve Adjustment:Reduced System Vac/Flare Down
GP-20 - 173	2/10/2026 15:15	0.00	9.30	11.70	79.00	0.29	Valve Adjustment:Reduced System Vac/Flare Down
GP-20 - 173	2/11/2026 17:10	0.00	12.10	9.30	78.60	-0.26	
GP-20 - 173	2/12/2026 07:58	0.00	10.40	11.80	77.80	-0.32	
GP-20 - 173	2/13/2026 14:01	0.00	9.60	12.10	78.30	0.21	
GP-20 - 173	2/16/2026 08:00	0.00	8.90	12.60	78.50	0.76	
GP-20 - 173	2/17/2026 13:58	0.00	9.30	12.50	78.20	-0.17	
GP-20 - 173	2/18/2026 12:45	0.00	10.00	11.80	78.20	-0.27	
GP-20 - 173	2/19/2026 14:18	0.00	9.60	11.80	78.60	0.73	
GP-20 - 173	2/20/2026 14:00	0.10	13.70	6.60	79.60	-0.05	
GP-20 - 173	2/23/2026 13:38	0.00	8.60	13.20	78.20	0.23	
GP-20 - 173	2/24/2026 10:29	0.00	8.00	12.00	80.00	-5.00	
GP-20 - 173	2/24/2026 13:05	0.00	8.30	14.10	77.60	0.44	
GP-20 - 173	2/25/2026 07:16	0.00	8.80	13.40	77.80	-0.05	
GP-20 - 173	2/26/2026 15:05	0.00	10.20	10.50	79.30	0.18	
GP-20 - 173	2/27/2026 07:32	0.00	12.50	7.30	80.20	-0.12	
GP-20 - 173	3/2/2026 07:19	0.00	12.30	7.70	80.00	-0.16	
GP-20 - 173	3/3/2026 10:31	0.00	11.10	10.20	78.70	-0.24	
GP-20 - 173	3/4/2026 09:40	0.00	11.20	10.90	77.90	-0.08	
GP-20 - 173	3/5/2026 10:22	0.00	10.00	11.70	78.30	-0.46	
GP-20 - 173	3/6/2026 09:54	0.00	8.90	13.80	77.30	-0.30	
GP-20 - 173	3/12/2026 10:43	0.00	5.00	16.10	78.90	-0.27	
GP-20 - 173	3/20/2026 13:29	0.00	7.80	13.30	78.90	0.16	
GP-20 - 173	3/26/2026 13:39	0.00	8.00	13.10	78.90	0.15	

Chiquita Canyon Landfill - Monitoring . ;obes Data - 01/01/2026 to 03/31/2026

Point Name	Record Date	CH4 (% by vol)	CO2 (% by vol)	O2 (% by vol)	Bal Gas (% by vol)	Rel Press ("H2O)	Comments
GP-21 - 10	1/9/2026 12:59	0.00	0.20	21.10	78.70	-0.04	
GP-21 - 10	1/22/2026 14:39	6.90	8.80	1.80	82.50	0.04	Valve Adjustment:Reduced System Vac/Flare Down
GP-21 - 10	1/23/2026 09:44	12.50	12.40	0.50	74.60	0.00	Valve Adjustment:Reduced System Vac/Flare Down
GP-21 - 10	1/24/2026 10:02	0.00	1.90	20.20	77.90	-0.02	
GP-21 - 10	1/26/2026 07:29	0.00	0.40	22.30	77.30	-0.05	Valve Adjustment:Reduced System Vac/Flare Down
GP-21 - 10	1/27/2026 09:21	0.00	0.10	20.20	79.70	-0.04	Valve Adjustment:Reduced System Vac/Flare Down
GP-21 - 10	1/28/2026 09:28	0.00	0.20	20.00	79.80	-0.01	Valve Adjustment:Reduced System Vac/Flare Down
GP-21 - 10	1/29/2026 13:19	0.00	2.10	18.70	79.20	0.02	Valve Adjustment:Reduced System Vac/Flare Down
GP-21 - 10	1/30/2026 09:18	0.00	0.20	20.00	79.80	-0.01	Valve Adjustment:Reduced System Vac/Flare Down
GP-21 - 10	2/2/2026 09:34	0.00	0.20	19.90	79.90	-0.03	
GP-21 - 10	2/3/2026 09:12	0.00	0.10	20.10	79.80	-0.02	Valve Adjustment:Reduced System Vac/Flare Down
GP-21 - 10	2/4/2026 09:13	0.00	0.10	20.10	79.80	-0.01	
GP-21 - 10	2/5/2026 09:30	0.00	0.20	19.90	79.90	-0.02	Valve Adjustment:Reduced System Vac/Flare Down
GP-21 - 10	2/6/2026 10:04	0.00	1.30	19.20	79.50	-0.02	
GP-21 - 10	2/9/2026 09:54	0.00	2.00	17.90	80.10	0.01	
GP-21 - 10	2/20/2026 14:21	0.00	0.30	21.10	78.60	-0.02	
GP-21 - 10	2/24/2026 10:17	0.00	0.10	13.90	86.00	0.00	
GP-21 - 10	3/3/2026 13:40	0.00	0.30	20.50	79.20	0.00	
GP-21 - 10	3/12/2026 13:49	0.00	0.40	20.80	78.80	0.04	
GP-21 - 10	3/20/2026 14:11	0.00	0.90	20.80	78.30	0.02	
GP-21 - 10	3/26/2026 13:45	0.00	0.40	21.20	78.40	0.00	
GP-21 - 90	1/9/2026 13:02	0.00	1.10	20.20	78.70	-1.06	
GP-21 - 90	1/22/2026 14:42	0.00	0.90	20.30	78.80	0.79	Valve Adjustment:Reduced System Vac/Flare Down
GP-21 - 90	1/23/2026 09:48	0.00	0.90	19.20	79.90	0.13	Valve Adjustment:Reduced System Vac/Flare Down
GP-21 - 90	1/24/2026 10:08	0.00	0.80	20.70	78.50	-0.50	

Chiquita Canyon Landfill - Monitoring ..robes Data - 01/01/2026 to 03/31/2026

Point Name	Record Date	CH4 (% by vol)	CO2 (% by vol)	O2 (% by vol)	Bal Gas (% by vol)	Rel Press ("H2O)	Comments
GP-21 - 90	1/26/2026 07:35	0.00	1.00	21.40	77.60	-1.21	Valve Adjustment:Reduced System Vac/Flare Down
GP-21 - 90	1/27/2026 09:25	0.00	1.00	19.30	79.70	-1.05	Valve Adjustment:Reduced System Vac/Flare Down
GP-21 - 90	1/28/2026 09:31	0.00	1.00	19.40	79.60	-0.41	Valve Adjustment:Reduced System Vac/Flare Down
GP-21 - 90	1/29/2026 13:22	0.00	1.00	20.10	78.90	0.39	Valve Adjustment:Reduced System Vac/Flare Down
GP-21 - 90	1/30/2026 09:22	0.00	0.90	19.20	79.90	-0.66	Valve Adjustment:Reduced System Vac/Flare Down
GP-21 - 90	2/2/2026 09:38	0.00	0.80	19.40	79.80	-0.59	
GP-21 - 90	2/3/2026 09:16	0.00	0.90	19.30	79.80	-0.84	Valve Adjustment:Reduced System Vac/Flare Down
GP-21 - 90	2/4/2026 09:17	0.00	0.90	19.30	79.80	-0.50	
GP-21 - 90	2/5/2026 09:34	0.00	0.80	19.70	79.50	-0.26	Valve Adjustment:Reduced System Vac/Flare Down
GP-21 - 90	2/6/2026 10:08	0.00	0.80	18.90	80.30	-0.61	
GP-21 - 90	2/9/2026 09:58	0.00	1.00	19.40	79.60	0.28	
GP-21 - 90	2/20/2026 14:24	0.00	0.90	20.20	78.90	-0.41	
GP-21 - 90	2/24/2026 10:20	0.00	1.10	14.30	84.60	-0.10	
GP-21 - 90	3/3/2026 13:43	0.00	0.90	19.70	79.40	-0.14	
GP-21 - 90	3/12/2026 13:53	0.00	1.00	19.90	79.10	0.33	
GP-21 - 90	3/20/2026 14:15	0.00	0.80	20.50	78.70	0.30	
GP-21 - 90	3/26/2026 13:48	0.00	0.70	20.40	78.90	0.14	
GP-21 - 232	1/9/2026 13:11	0.00	1.60	15.40	83.00	-3.00	
GP-21 - 232	1/22/2026 14:48	0.00	3.10	4.80	92.10	1.73	Valve Adjustment:Reduced System Vac/Flare Down
GP-21 - 232	1/23/2026 09:54	0.00	3.10	4.20	92.70	1.09	Valve Adjustment:Reduced System Vac/Flare Down
GP-21 - 232	1/24/2026 10:20	0.00	2.90	3.50	93.60	0.69	
GP-21 - 232	1/26/2026 07:51	0.00	2.50	11.50	86.00	-2.74	Valve Adjustment:Reduced System Vac/Flare Down
GP-21 - 232	1/27/2026 09:32	0.00	3.00	11.70	85.30	-2.05	Valve Adjustment:Reduced System Vac/Flare Down
GP-21 - 232	1/28/2026 09:39	0.00	3.70	11.10	85.20	-0.92	Valve Adjustment:Reduced System Vac/Flare Down
GP-21 - 232	1/29/2026 13:29	0.00	4.50	9.90	85.60	0.14	Valve Adjustment:Reduced System Vac/Flare Down

Chiquita Canyon Landfill - Monitoring Probes Data - 01/01/2026 to 03/31/2026

Point Name	Record Date	CH4 (% by vol)	CO2 (% by vol)	O2 (% by vol)	Bal Gas (% by vol)	Rel Press ("H2O)	Comments
GP-21 - 232	1/30/2026 09:29	0.00	3.80	11.30	84.90	-1.11	Valve Adjustment:Reduced System Vac/Flare Down
GP-21 - 232	2/2/2026 09:45	0.00	3.30	6.40	90.30	0.00	
GP-21 - 232	2/3/2026 09:25	0.00	2.10	11.20	86.70	-1.46	Valve Adjustment:Reduced System Vac/Flare Down
GP-21 - 232	2/4/2026 09:24	0.00	3.30	11.00	85.70	-0.79	
GP-21 - 232	2/5/2026 09:41	0.00	3.50	7.40	89.10	0.31	Valve Adjustment:Reduced System Vac/Flare Down
GP-21 - 232	2/6/2026 10:15	0.00	2.90	5.90	91.20	-0.35	
GP-21 - 232	2/9/2026 10:04	0.00	4.50	8.80	86.70	1.13	
GP-21 - 232	2/20/2026 14:31	0.00	2.30	6.50	91.20	-0.59	
GP-21 - 232	2/24/2026 10:21	0.00	0.00	14.60	85.40	0.60	
GP-21 - 232	3/3/2026 13:50	0.00	3.00	3.80	93.20	-0.01	
GP-21 - 232	3/12/2026 13:59	0.00	4.00	9.80	86.20	-0.15	
GP-21 - 232	3/20/2026 14:21	0.00	3.40	7.90	88.70	0.88	
GP-21 - 232	3/26/2026 13:55	0.00	2.60	5.40	92.00	0.60	
GP-22 - 50	1/28/2026 10:16	0.00	0.50	19.00	80.50	-0.07	Valve Adjustment:Reduced System Vac/Flare Down
GP-22 - 50	2/3/2026 09:55	0.00	0.50	18.60	80.90	-0.12	Valve Adjustment:Reduced System Vac/Flare Down
GP-22 - 50	2/24/2026 10:06	0.00	0.60	14.20	85.20	-5.00	
GP-22 - 50	3/2/2026 10:11	0.00	0.50	18.80	80.70	-0.01	
GP-22 - 155	1/28/2026 10:22	0.00	0.10	19.10	80.80	-1.48	Valve Adjustment:Reduced System Vac/Flare Down
GP-22 - 155	2/3/2026 10:01	0.00	0.00	18.60	81.40	-1.44	Valve Adjustment:Reduced System Vac/Flare Down
GP-22 - 155	2/24/2026 10:08	0.00	0.20	13.90	85.90	-4.00	
GP-22 - 155	3/2/2026 10:17	0.00	0.00	18.10	81.90	0.28	
GP-22 - 305	1/28/2026 10:32	0.00	0.00	21.20	78.80	-2.05	Valve Adjustment:Reduced System Vac/Flare Down
GP-22 - 305	2/3/2026 10:09	0.00	0.20	19.30	80.50	-1.34	Valve Adjustment:Reduced System Vac/Flare Down
GP-22 - 305	2/24/2026 10:10	0.00	0.00	14.40	85.60	-0.30	
GP-22 - 305	3/2/2026 10:25	0.00	3.90	3.50	92.60	0.45	
GP-23 - 35	1/16/2026 13:19	0.00	3.50	16.70	79.80	0.37	
GP-23 - 35	2/3/2026 13:41	0.00	2.20	18.00	79.80	0.02	

Chiquita Canyon Landfill - Monitoring Probes Data - 01/01/2026 to 03/31/2026

Point Name	Record Date	CH4 (% by vol)	CO2 (% by vol)	O2 (% by vol)	Bal Gas (% by vol)	Rel Press ("H2O)	Comments
GP-23 - 35	2/24/2026 09:54	0.00	0.80	13.50	85.70	0.00	
GP-23 - 35	3/2/2026 12:39	0.00	2.90	16.50	80.60	0.30	
GP-23 - 77	1/16/2026 13:22	0.00	6.60	12.00	81.40	0.60	
GP-23 - 77	2/3/2026 13:45	0.00	5.80	13.90	80.30	-0.17	
GP-23 - 77	2/24/2026 09:56	0.00	1.90	12.80	85.30	-0.30	
GP-23 - 77	3/2/2026 12:43	0.00	6.40	12.30	81.30	0.37	
GP-23 - 132	1/16/2026 13:28	0.00	1.70	12.40	85.90	0.04	
GP-23 - 132	2/3/2026 13:50	0.00	1.70	16.00	82.30	-0.87	
GP-23 - 132	2/24/2026 09:58	0.00	2.20	11.50	86.30	-5.80	
GP-23 - 132	3/2/2026 12:48	0.00	0.00	20.70	79.30	-0.17	
GP-24 - 12	1/28/2026 12:37	0.00	1.70	17.80	80.50	0.00	Valve Adjustment:Reduced System Vac/Flare Down
GP-24 - 12	2/9/2026 13:01	0.00	1.70	17.80	80.50	0.01	
GP-24 - 12	2/24/2026 09:43	0.00	1.40	12.90	85.70	0.00	
GP-24 - 12	3/2/2026 13:34	0.00	2.00	16.90	81.10	0.01	
GP-24 - 40	1/28/2026 12:40	0.00	3.10	16.80	80.10	0.00	Valve Adjustment:Reduced System Vac/Flare Down
GP-24 - 40	2/9/2026 13:03	0.00	0.00	21.40	78.60	0.01	
GP-24 - 40	2/24/2026 09:45	0.00	2.00	12.80	85.20	-36.80	
GP-24 - 40	3/2/2026 13:36	0.00	0.10	20.70	79.20	-0.02	
GP-24 - 70	1/28/2026 12:43	0.00	0.00	21.50	78.50	0.02	Valve Adjustment:Reduced System Vac/Flare Down
GP-24 - 70	2/9/2026 13:06	0.00	0.00	21.50	78.50	0.01	
GP-24 - 70	2/24/2026 09:48	0.00	0.10	13.30	86.60	-13.70	
GP-24 - 70	3/2/2026 13:39	0.00	0.00	21.10	78.90	0.00	
GP-25 - 14	2/9/2026 12:43	0.00	0.40	18.70	80.90	0.01	
GP-25 - 14	2/24/2026 09:23	0.00	1.00	13.30	85.70	0.00	
GP-25 - 14	3/12/2026 14:15	0.00	0.20	19.90	79.90	0.01	
GP-25 - 50	2/9/2026 12:45	0.00	0.00	21.20	78.80	1.36	
GP-25 - 50	2/24/2026 09:26	0.00	0.40	15.30	84.30	-4.80	
GP-25 - 50	3/12/2026 14:17	0.00	0.00	21.70	78.30	1.07	
GP-25 - 80	2/9/2026 12:48	0.00	0.00	21.30	78.70	0.01	

Chiquita Canyon Landfill - Monitoring . robes Data - 01/01/2026 to 03/31/2026

Point Name	Record Date	CH4 (% by vol)	CO2 (% by vol)	O2 (% by vol)	Bal Gas (% by vol)	Rel Press ("H2O)	Comments
GP-25 - 80	2/24/2026 09:28	0.00	0.10	12.70	87.20	-7.90	
GP-25 - 80	3/12/2026 14:21	0.00	0.00	21.10	78.90	-0.01	

EXHIBIT 1

Rule 1150.1 Site Monitoring Map

EXHIBIT 1

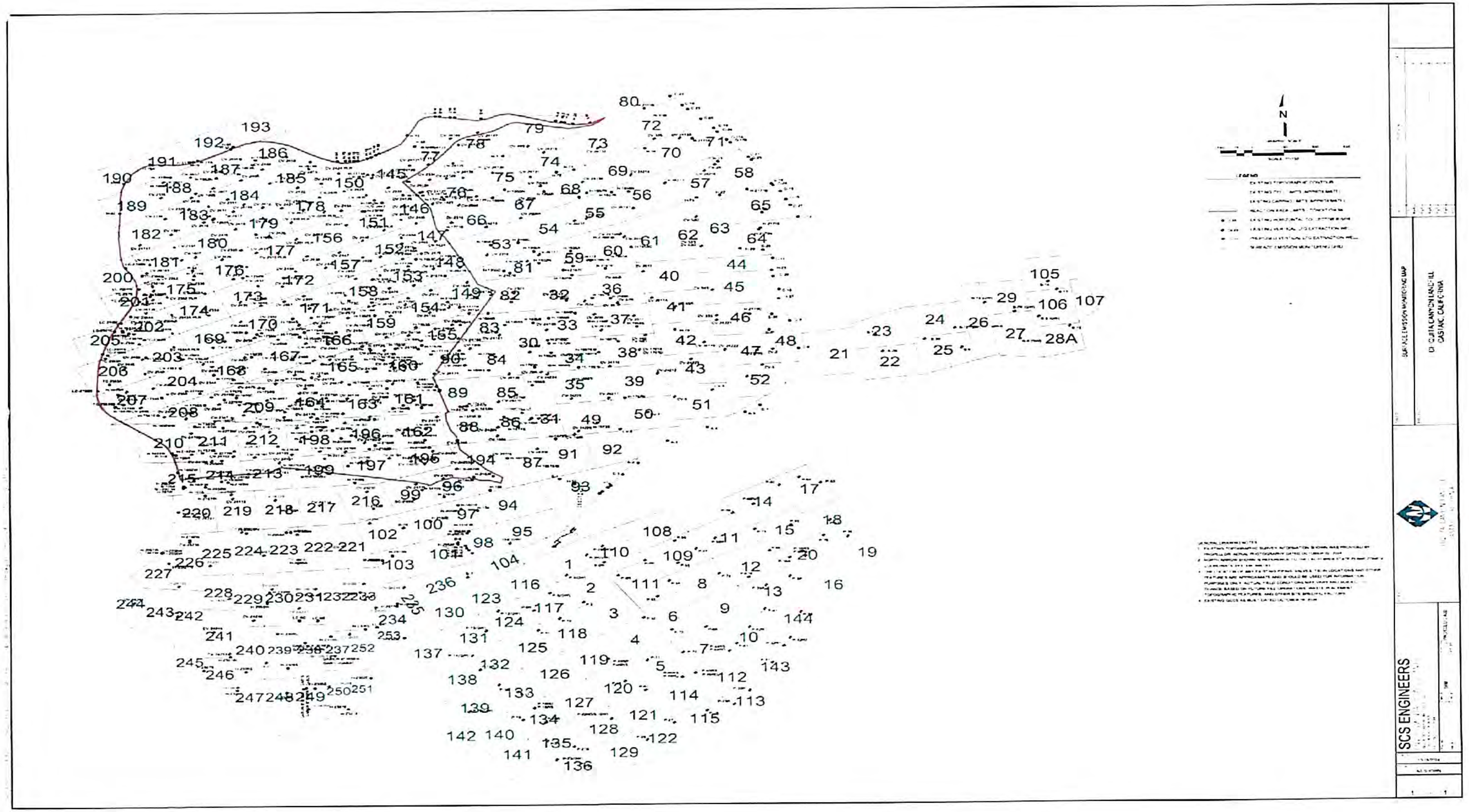

EXHIBIT II

Instantaneous Grids Over 500 ppm Map

EXIBIT II

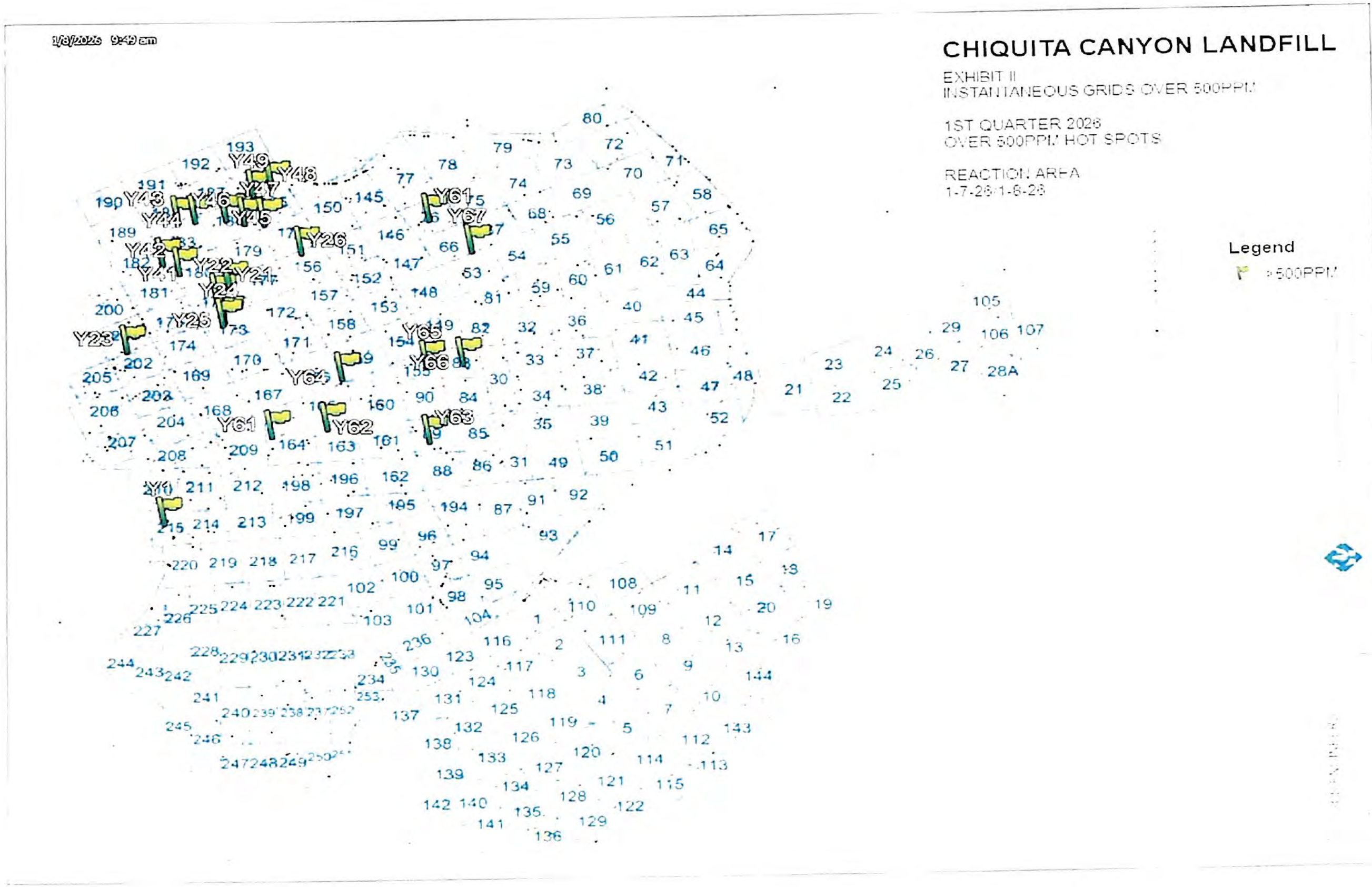
1/8/2026 9:49 am
CHIQUITA CANYON LANDFILL
EXHIBIT II
INSTANTANEOUS GRIDS OVER 500PPM
1ST QUARTER 2026
OVER 500PPM HOT SPOTS
REACTION AREA
1-7-26/1-8-26
Legend
>500PPM

EXIBIT II

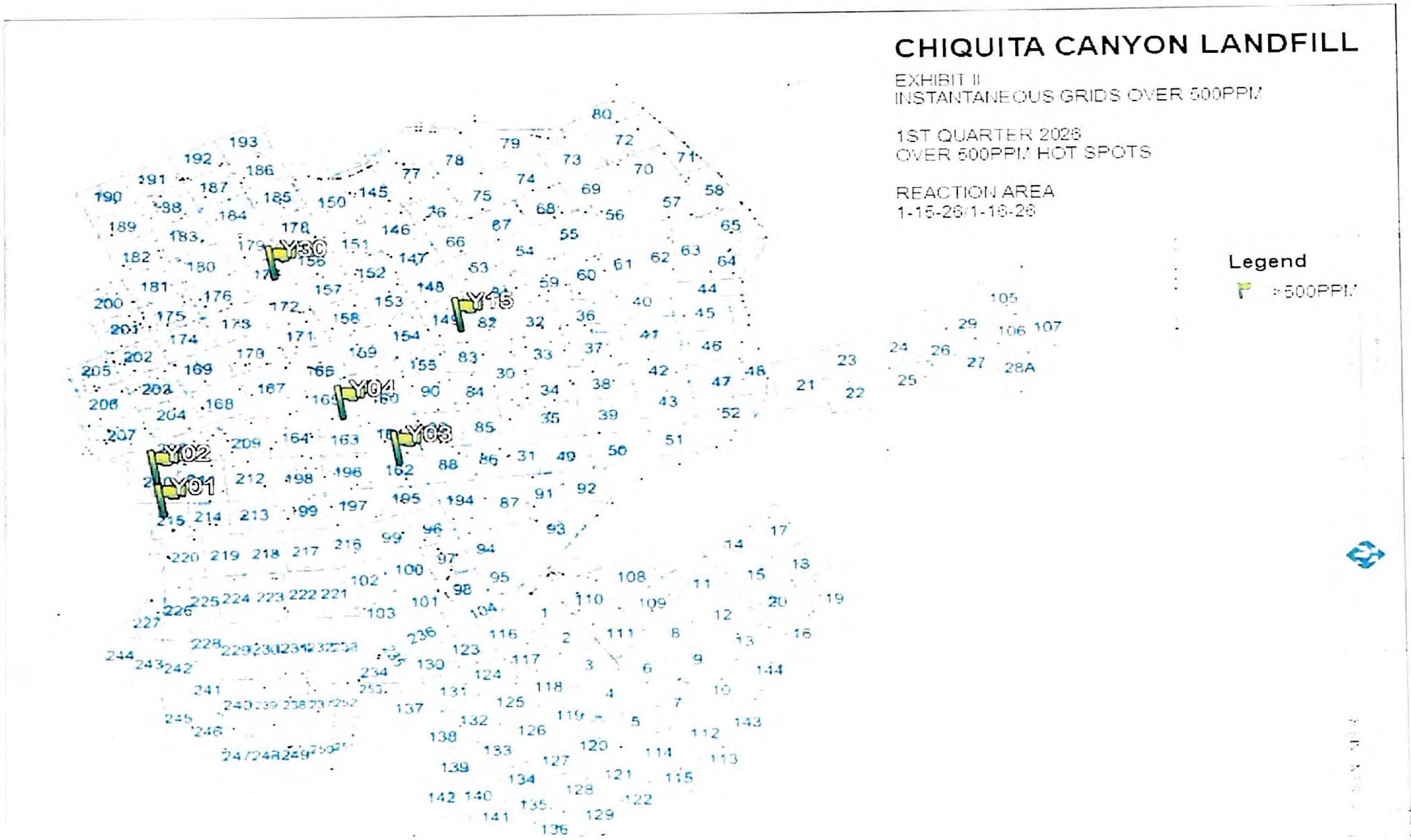
CHIQUITA CANYON LANDFILL
EXHIBIT II
INSTANTANEOUS GRIDS OVER 500PPM
1ST QUARTER 2026
OVER 500PPM HOT SPOTS
REACTION AREA
1-15-26/1-16-26
Legend
= 500PPM
Y03C
Y15
Y04
Y03
Y02
Y01

EXIBIT II

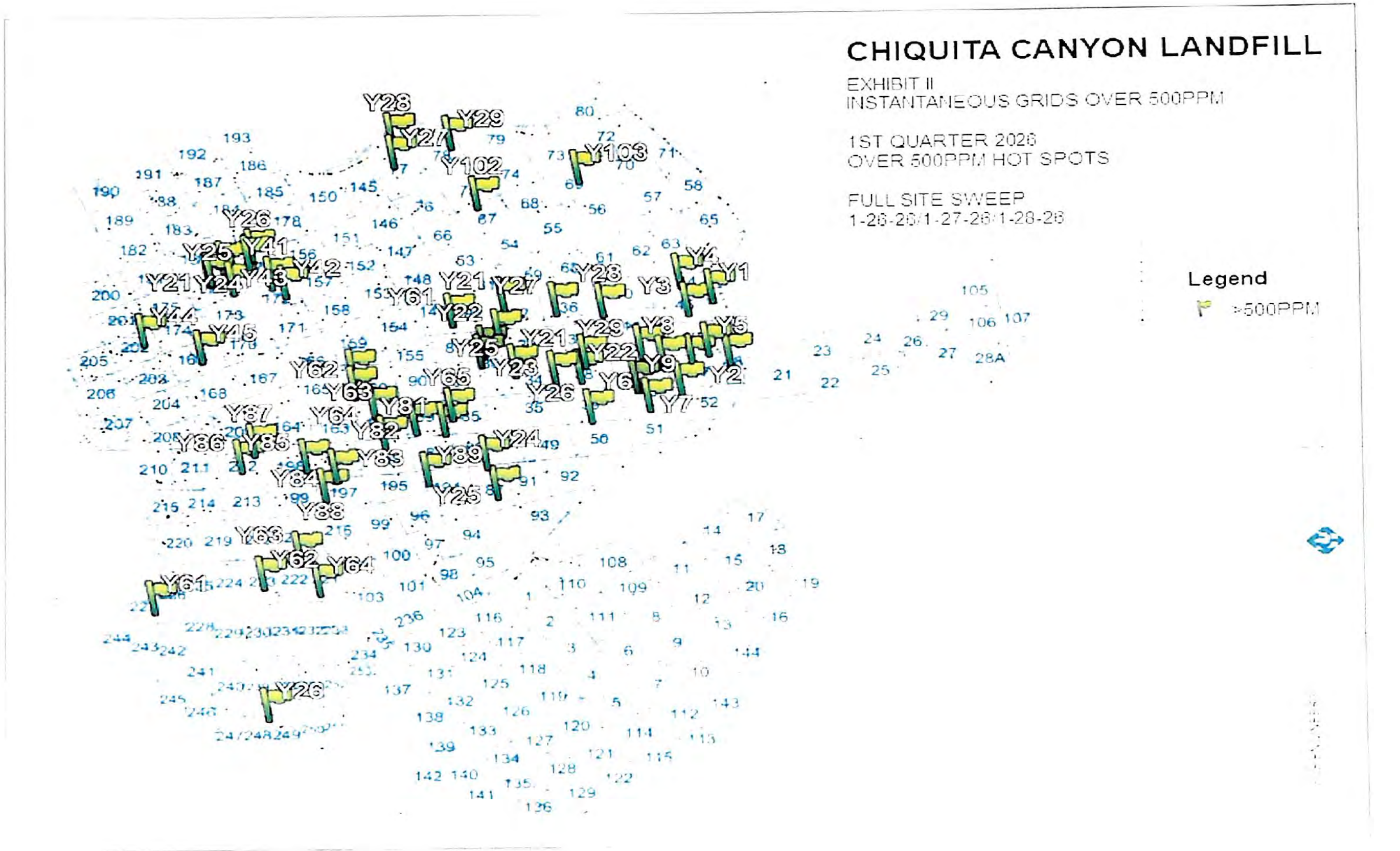
CHIQUITA CANYON LANDFILL
EXHIBIT II
INSTANTANEOUS GRIDS OVER 500PPM
1ST QUARTER 2026
OVER 500PPM HOT SPOTS
FULL SITE SWEEP
1-26-26/1-27-26/1-28-26
Legend
>500PPM

EXIBIT II

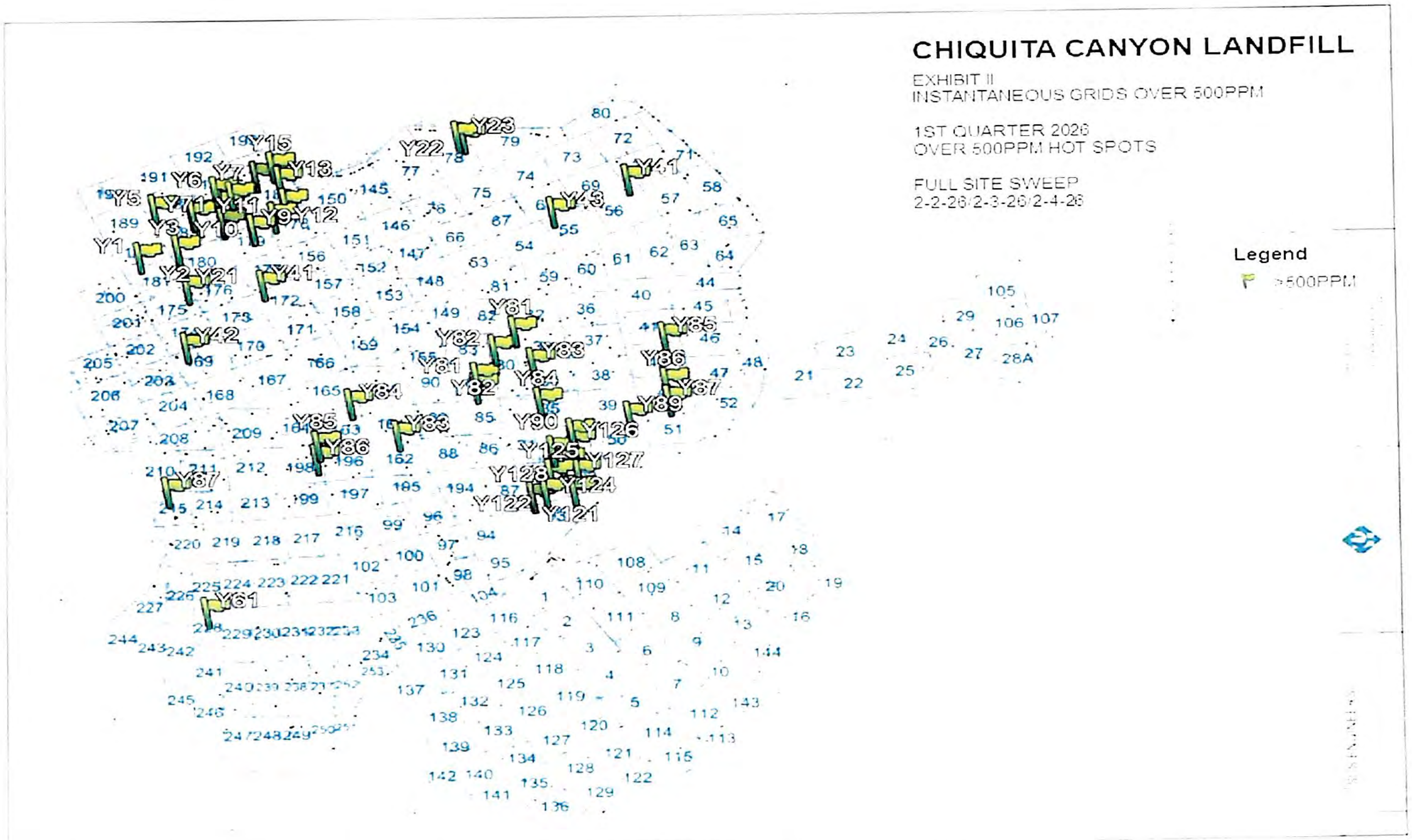
CHIQUITA CANYON LANDFILL
EXHIBIT II
INSTANTANEOUS GRIDS OVER 500PPM
1ST QUARTER 2026
OVER 500PPM HOT SPOTS
FULL SITE SWEEP
2-2-26/2-3-26/2-4-26
Legend
>500PPM

EXIBIT II

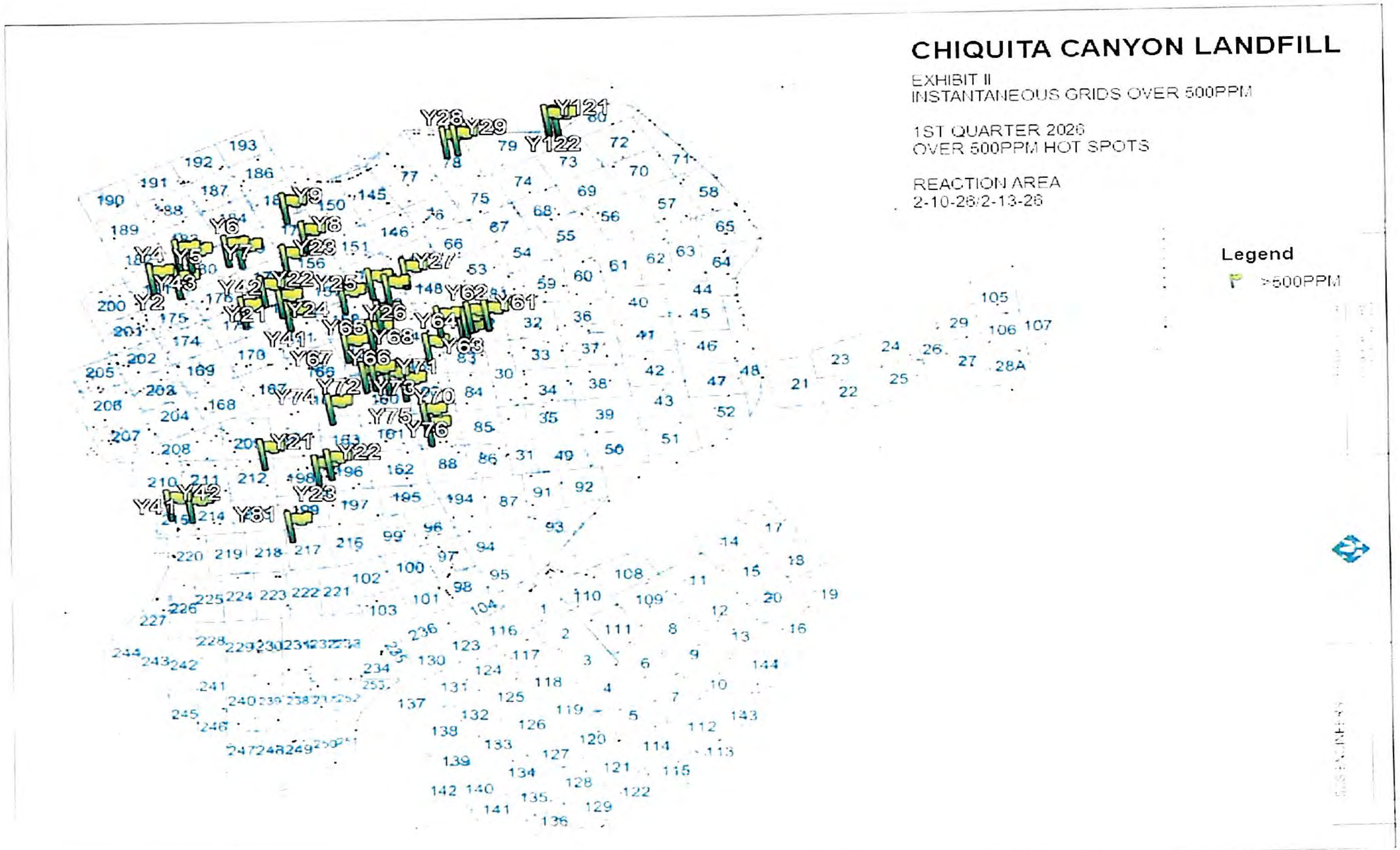
CHIQUITA CANYON LANDFILL
EXHIBIT II
INSTANTANEOUS GRIDS OVER 500PPM
1ST QUARTER 2026
OVER 500PPM HOT SPOTS
REACTION AREA
2-10-26/2-13-26
Legend
>500PPM

EXIBIT II

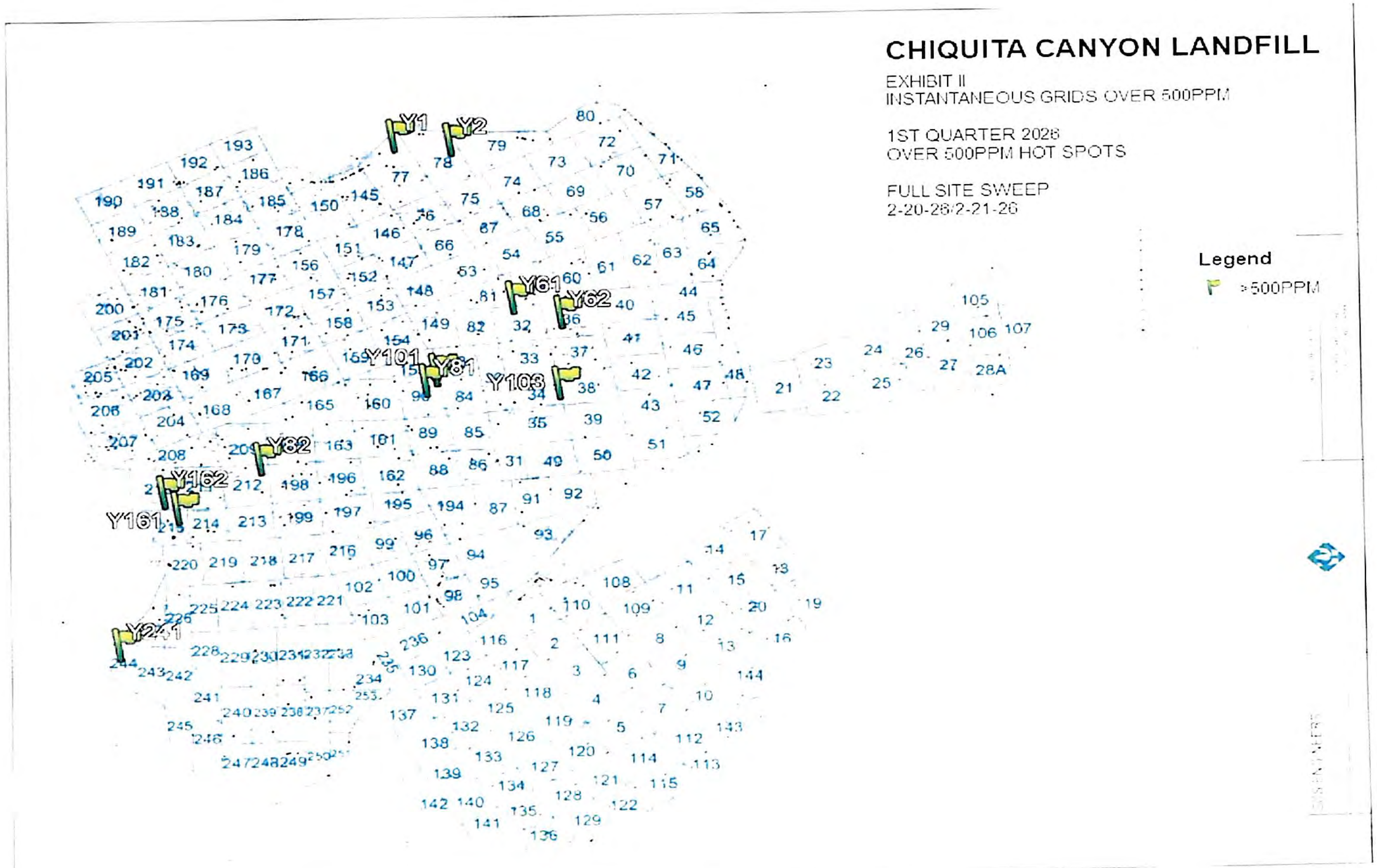
CHIQUITA CANYON LANDFILL
EXHIBIT II
INSTANTANEOUS GRIDS OVER 500PPM
1ST QUARTER 2026
OVER 500PPM HOT SPOTS
FULL SITE SWEEP
2-20-26/2-21-26
Legend
>500PPM
Y1
Y2
Y61
Y62
Y101
Y81
Y103
Y82
Y162
Y161
Y241

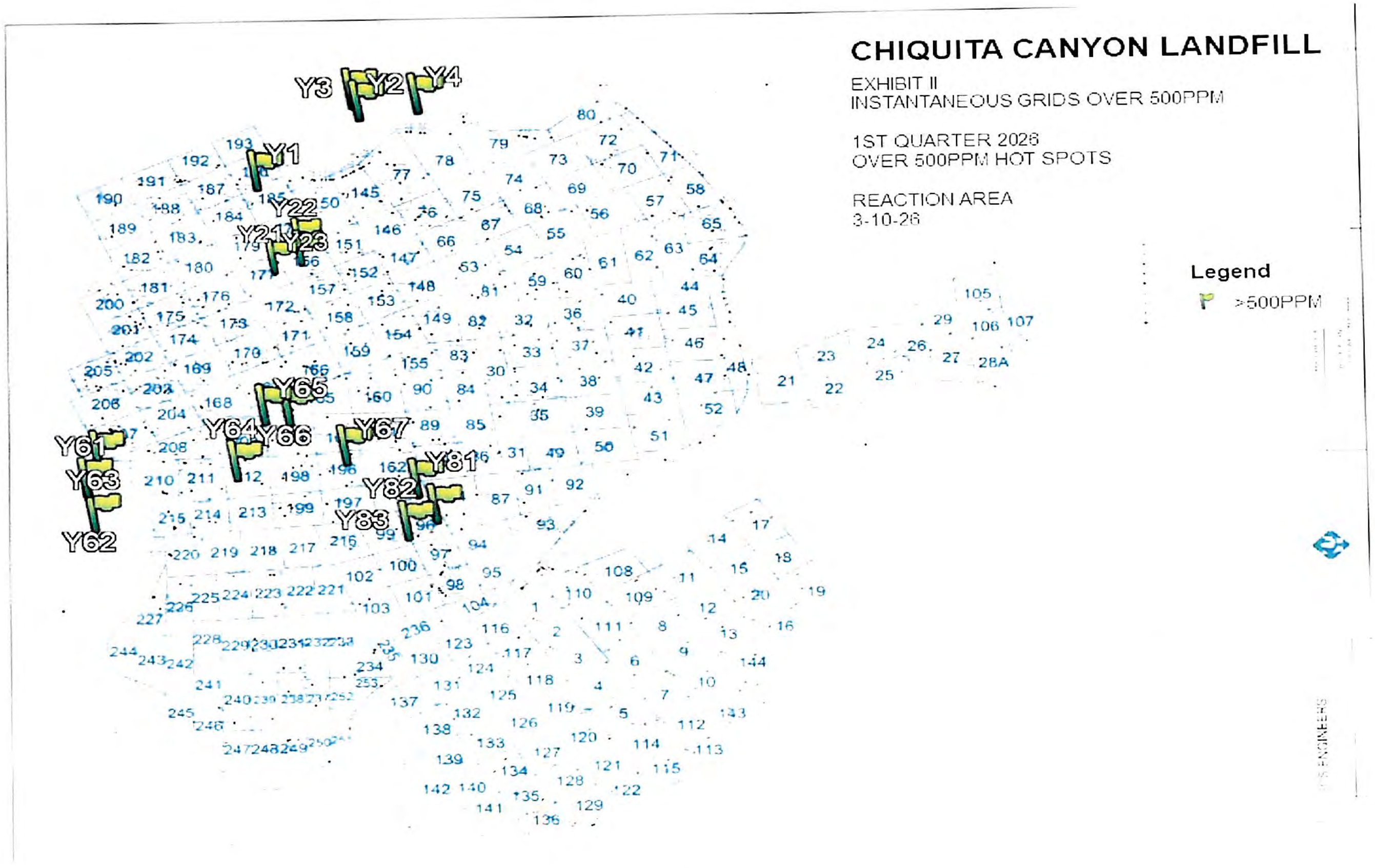
CHIQUITA CANYON LANDFILL
EXHIBIT II
INSTANTANEOUS GRIDS OVER 500PPM
1ST QUARTER 2026
OVER 500PPM HOT SPOTS
REACTION AREA
3-10-26
Legend
>500PPM
Y1
Y2
Y3
Y4
Y21
Y22
Y23
Y61
Y62
Y63
Y64
Y65
Y66
Y67
Y81
Y82
Y83

EXIBIT II

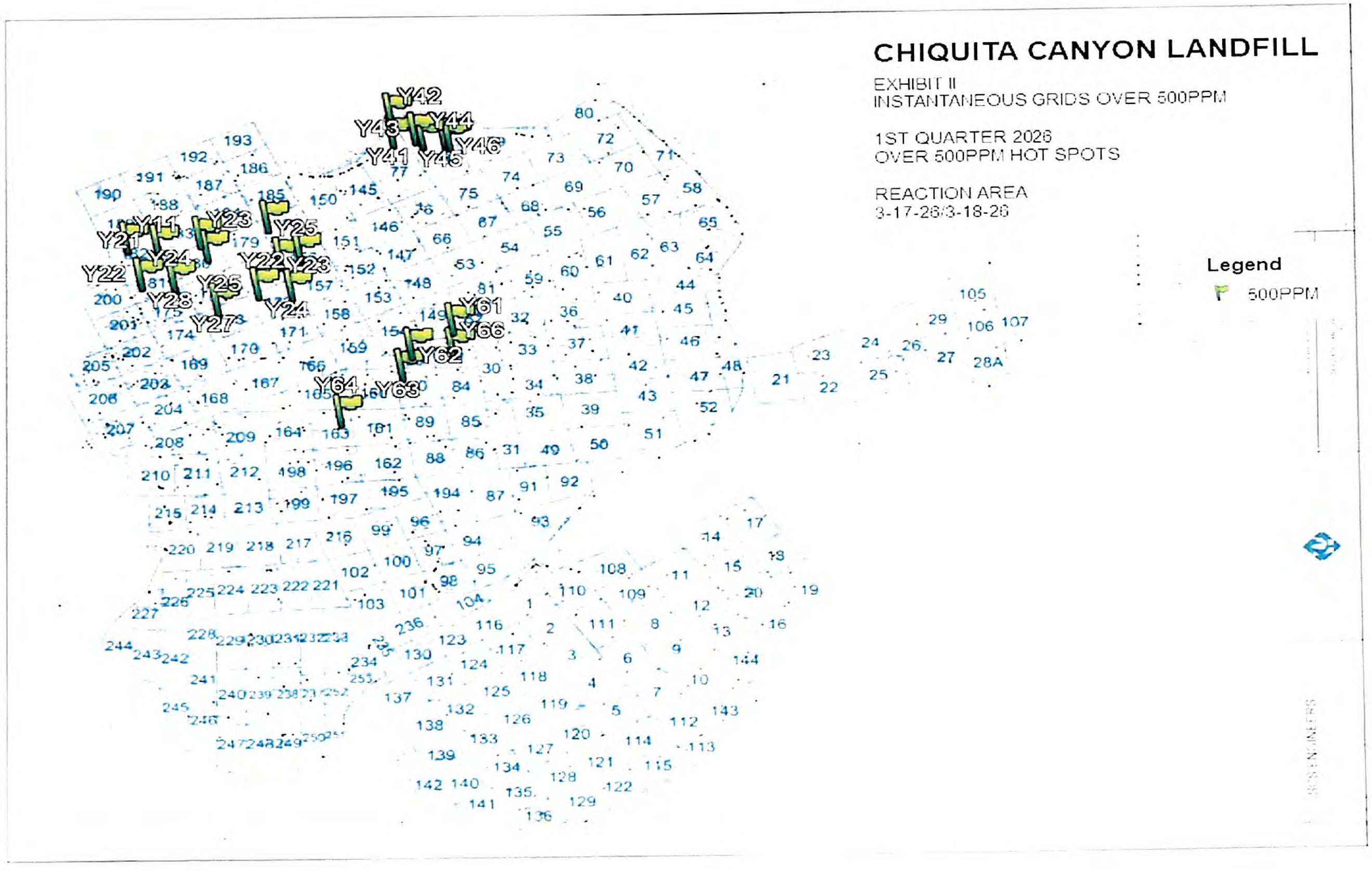
CHIQUITA CANYON LANDFILL
EXHIBIT II
INSTANTANEOUS GRIDS OVER 500PPM
1ST QUARTER 2026
OVER 500PPM HOT SPOTS
REACTION AREA
3-17-26/3-18-26
Legend
500PPM
Y42
Y43
Y44
Y41
Y45
Y46
Y21
Y11
Y23
Y25
Y24
Y22
Y23
Y22
Y25
Y28
Y27
Y24
Y61
Y66
Y62
Y64
Y63

EXIBIT II

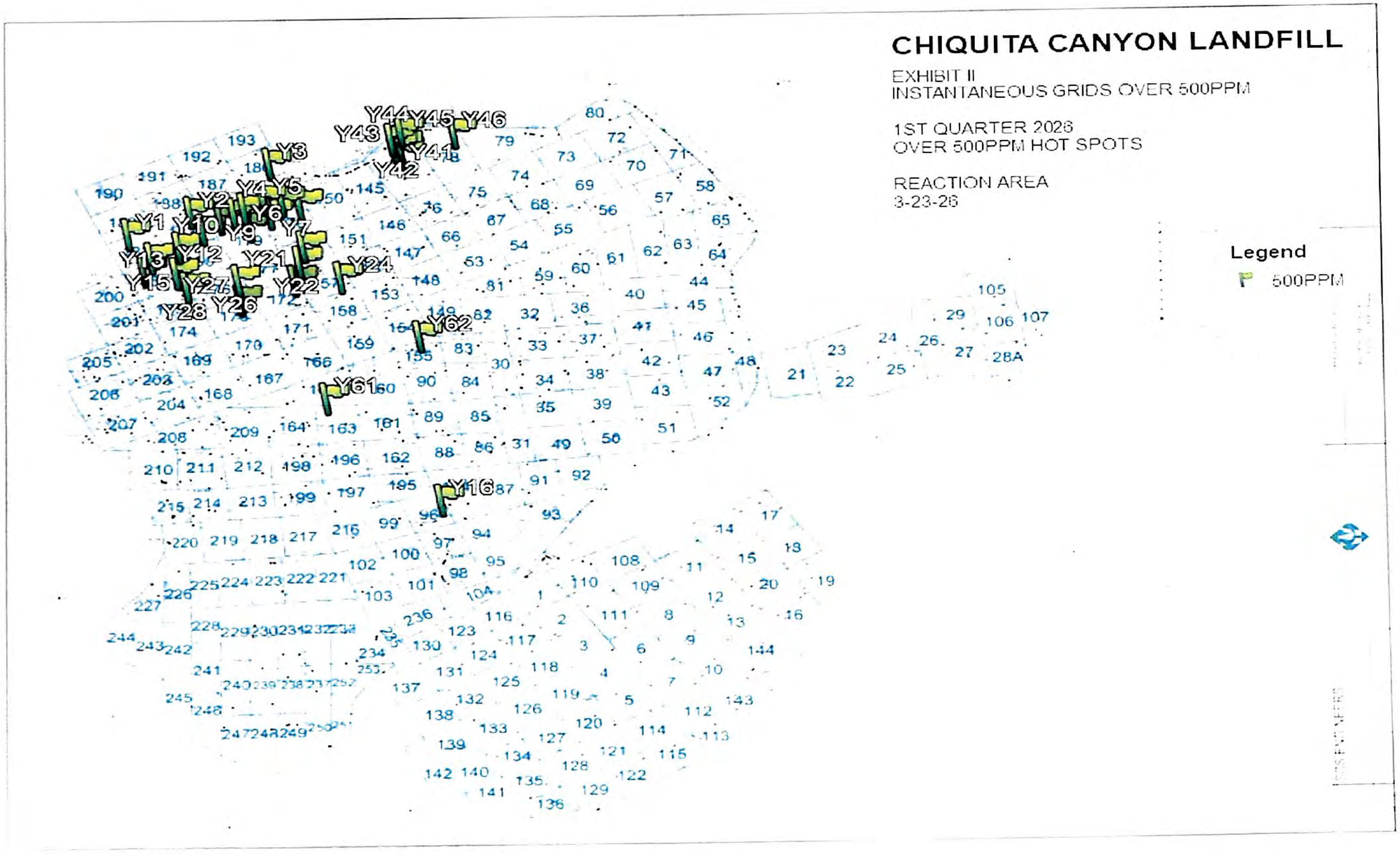
CHIQUITA CANYON LANDFILL
EXHIBIT II
INSTANTANEOUS GRIDS OVER 500PPM
1ST QUARTER 2026
OVER 500PPM HOT SPOTS
REACTION AREA
3-23-26
Legend
500PPM
Y1
Y2
Y3
Y4
Y5
Y6
Y7
Y9
Y10
Y12
Y13
Y15
Y21
Y22
Y24
Y26
Y27
Y28
Y41
Y42
Y43
Y44
Y45
Y46
Y61
Y62
Y16

EXHIBIT II

Instantaneous Grids Between 200 - 499 ppm Map

EXIBIT II

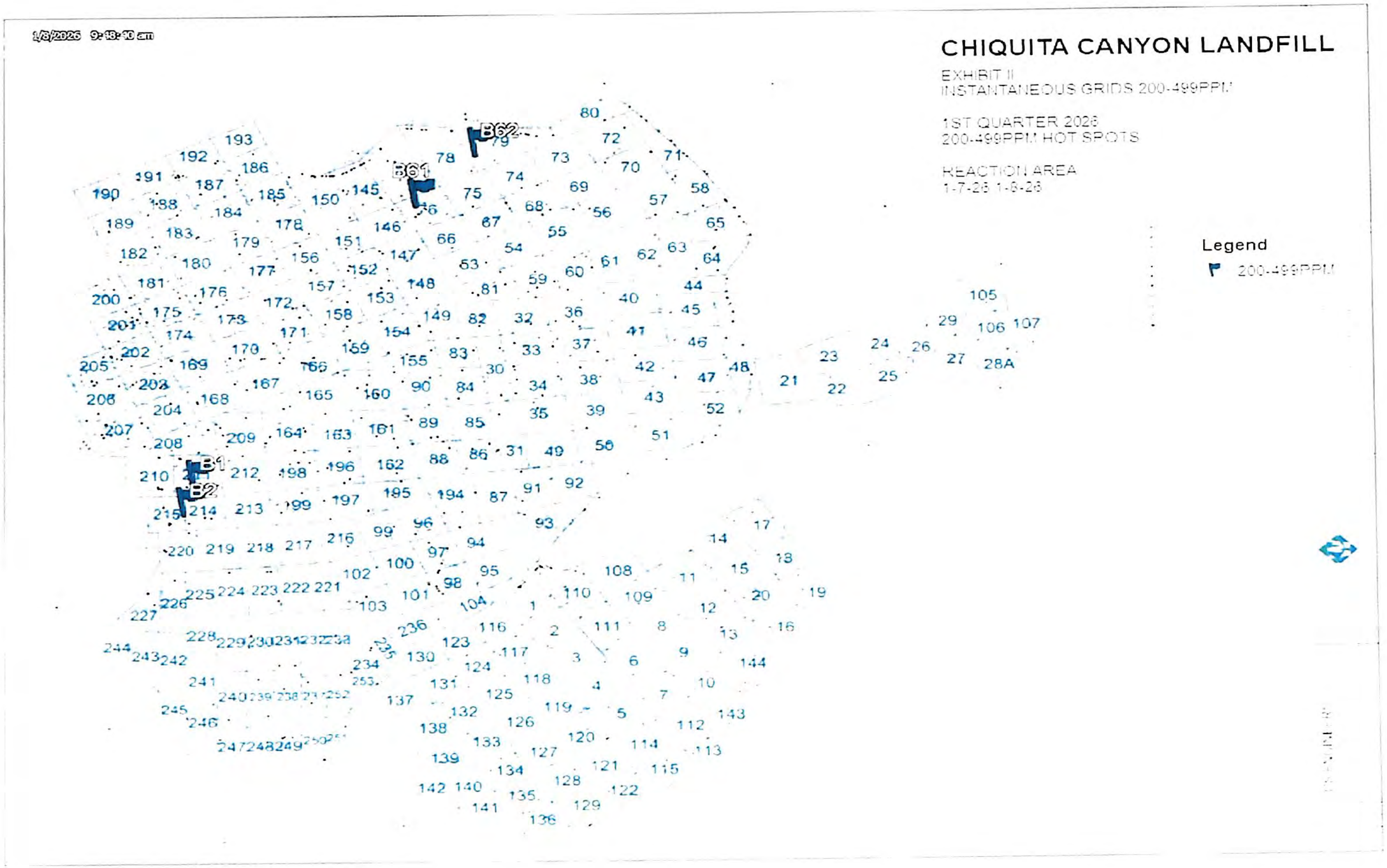
1/8/2026 9:48:30 am
CHIQUITA CANYON LANDFILL
EXHIBIT II
INSTANTANEOUS GRIDS 200-499PPM
1ST QUARTER 2026
200-499PPM HOT SPOTS
REACTION AREA
1-7-26 1-8-26
Legend
200-499PPM
B62
B61
B1
B2

EXIBIT II

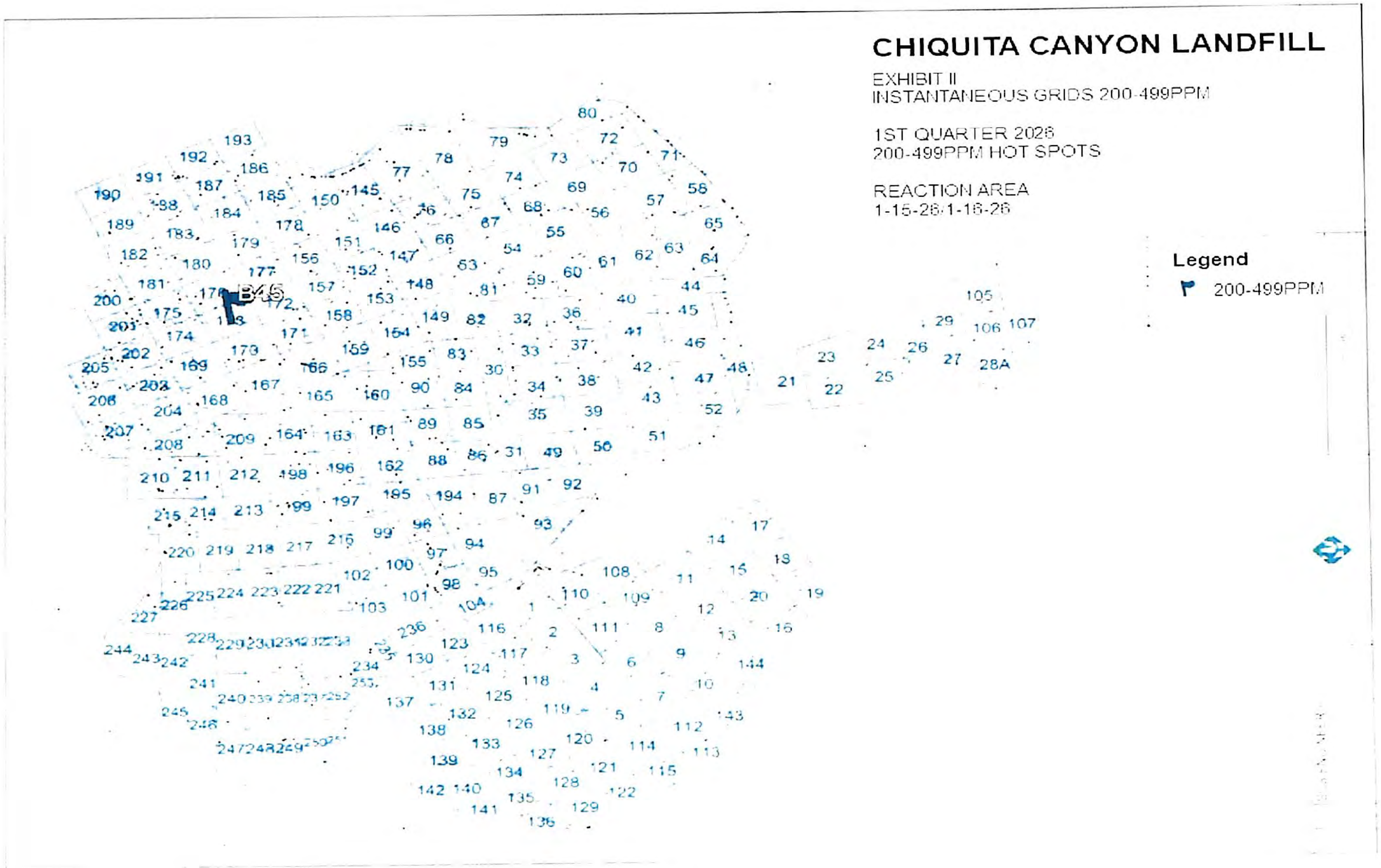
CHIQUITA CANYON LANDFILL
EXHIBIT II
INSTANTANEOUS GRIDS 200-499PPM
1ST QUARTER 2026
200-499PPM HOT SPOTS
REACTION AREA
1-15-26/1-16-26
Legend
200-499PPM
B45

EXIBIT II

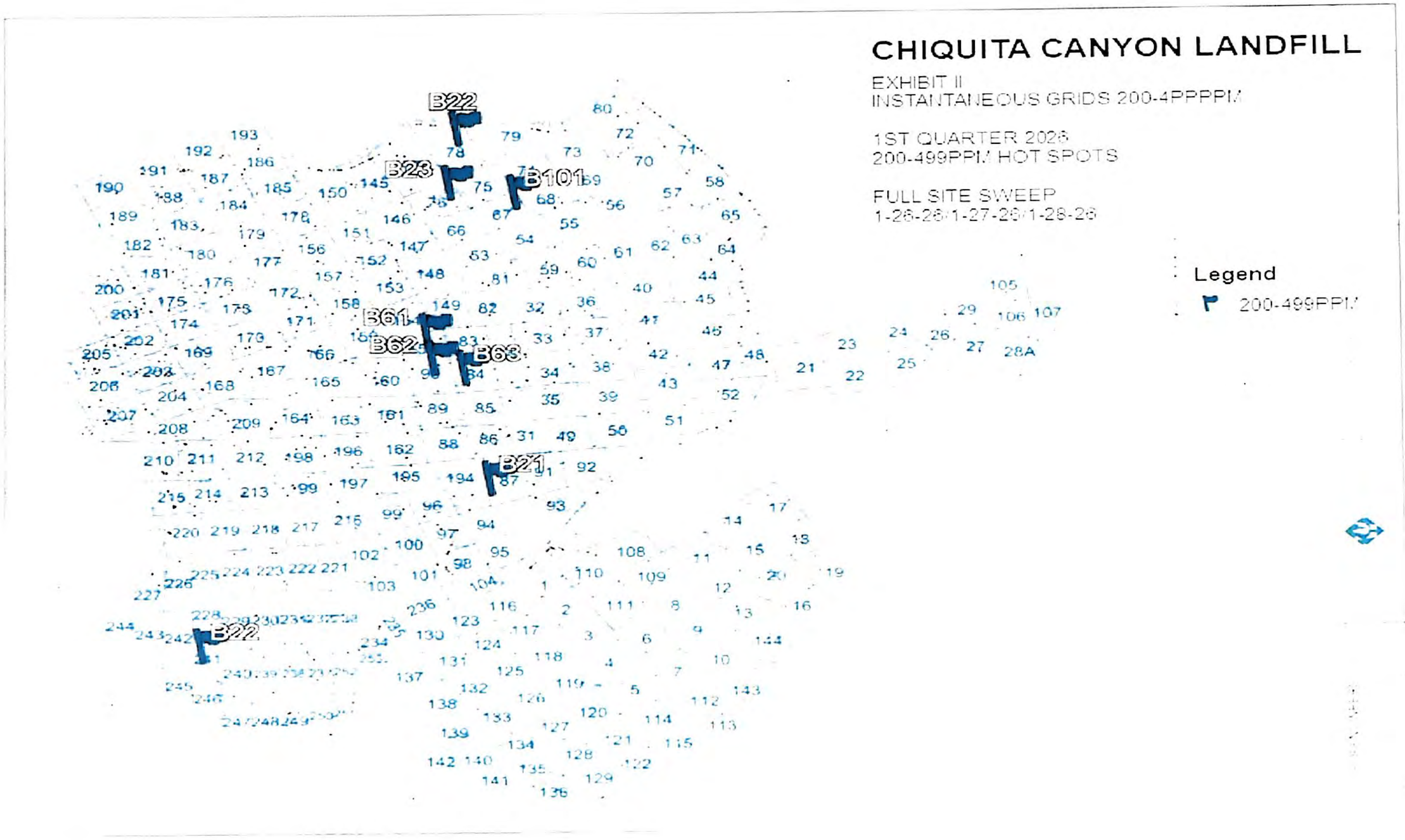
CHIQUITA CANYON LANDFILL
EXHIBIT II
INSTANTANEOUS GRIDS 200-4PPPPM
1ST QUARTER 2026
200-499PPM HOT SPOTS
FULL SITE SWEEP
1-26-26/1-27-26/1-28-26
Legend
200-499PPM
B22
B23
B101
B61
B62
B63
B21
B22

EXIBIT II

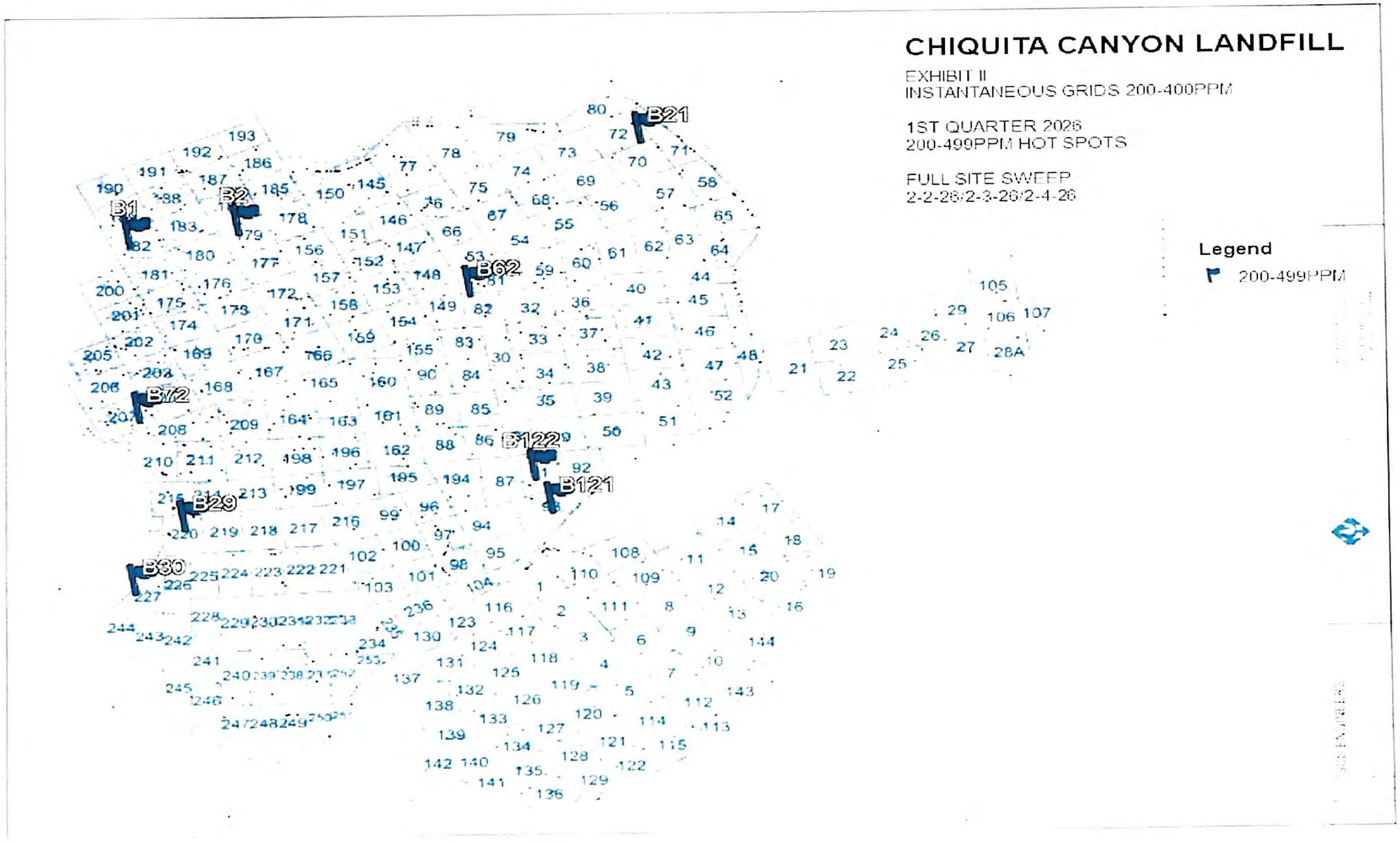
CHIQUITA CANYON LANDFILL
EXHIBIT II
INSTANTANEOUS GRIDS 200-400PPM
1ST QUARTER 2026
200-499PPM HOT SPOTS
FULL SITE SWEEP
2-2-26/2-3-26/2-4-26
Legend
200-499PPM
B1
B2
B21
B62
B72
B122
B121
B29
B30

EXIBIT II

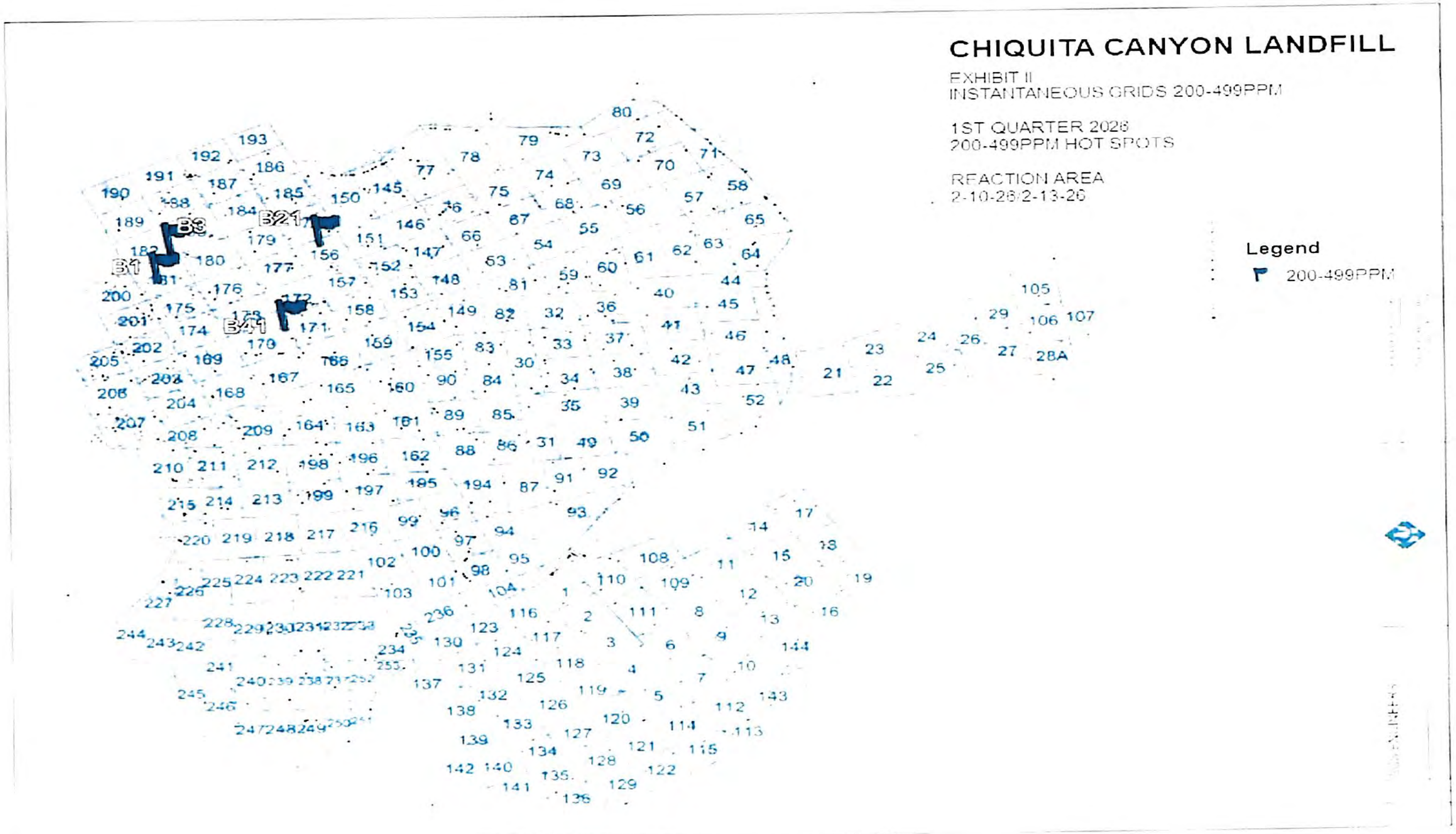
CHIQUITA CANYON LANDFILL
EXHIBIT II
INSTANTANEOUS GRIDS 200-499PPM
1ST QUARTER 2026
200-499PPM HOT SPOTS
REACTION AREA
2-10-26/2-13-26
Legend
200-499PPM
B1
B2
B21
B41

EXIBIT II

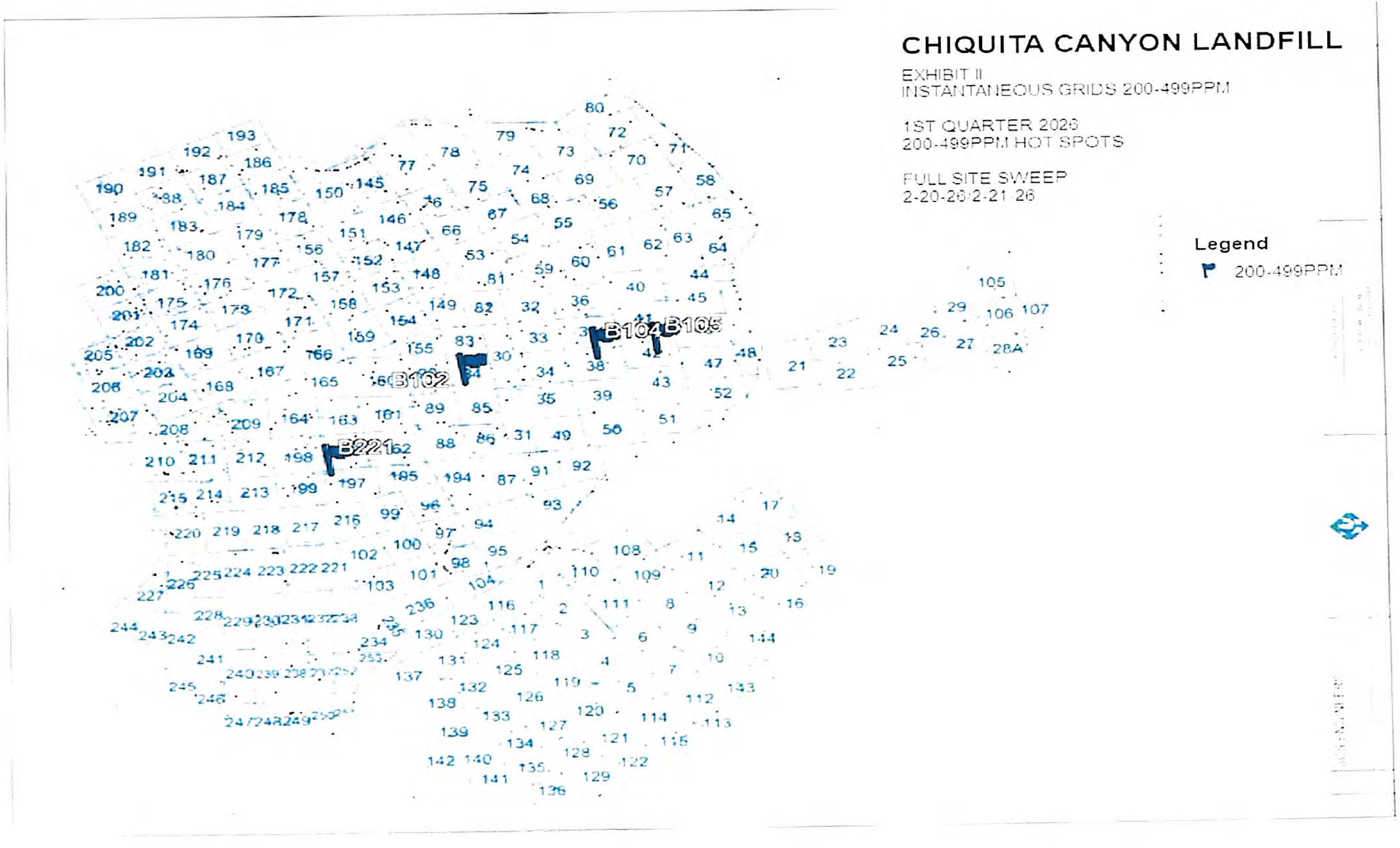
CHIQUITA CANYON LANDFILL
EXHIBIT II
INSTANTANEOUS GRIDS 200-499PPM
1ST QUARTER 2026
200-499PPM HOT SPOTS
FULL SITE SWEEP
2-20-26/2-21-26
Legend
200-499PPM
B102
B104
B105
B221

EXIBIT II

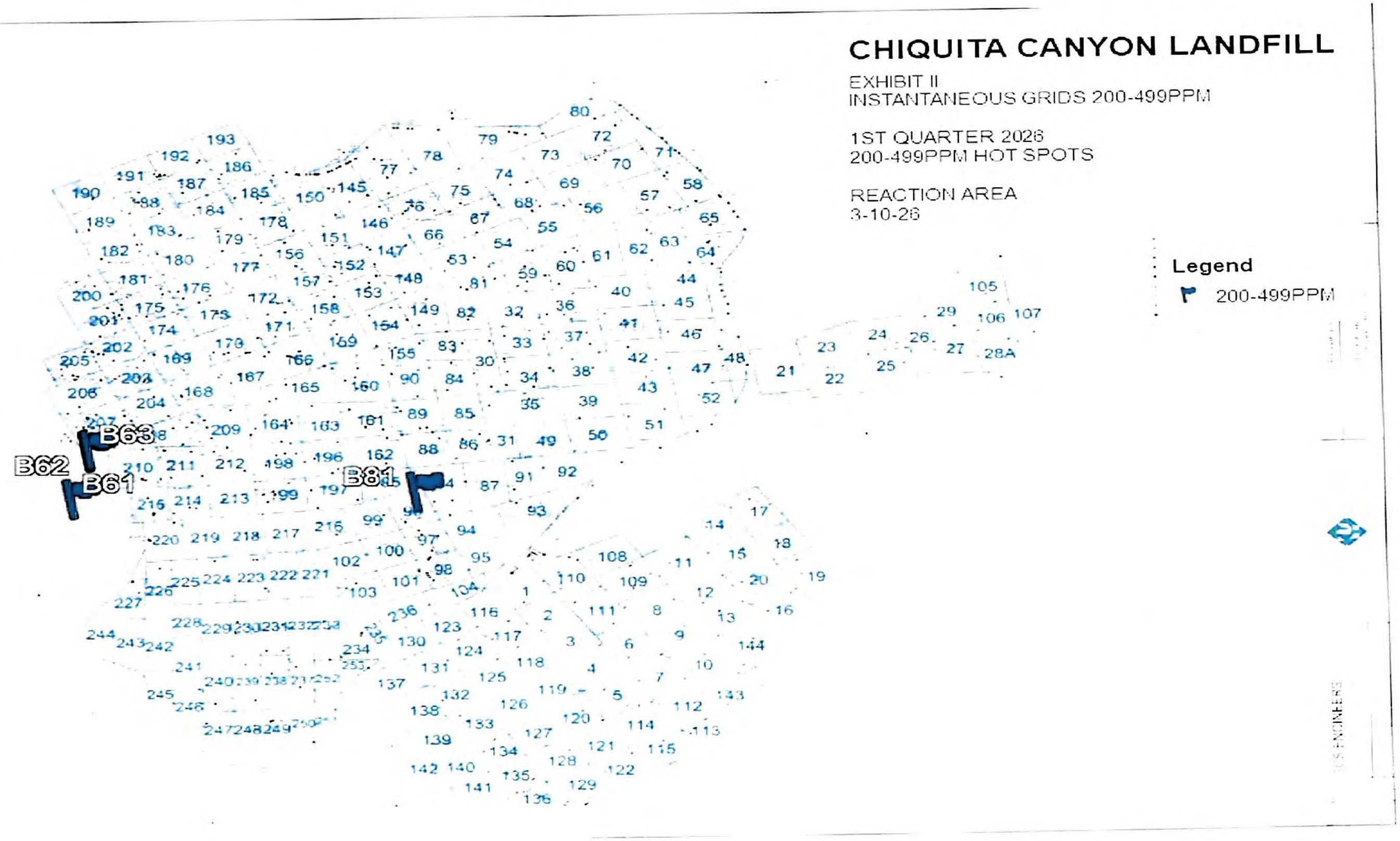
CHIQUITA CANYON LANDFILL
EXHIBIT II
INSTANTANEOUS GRIDS 200-499PPM
1ST QUARTER 2026
200-499PPM HOT SPOTS
REACTION AREA
3-10-26
Legend
200-499PPM
B63
B62
B61
B81

EXIBIT II

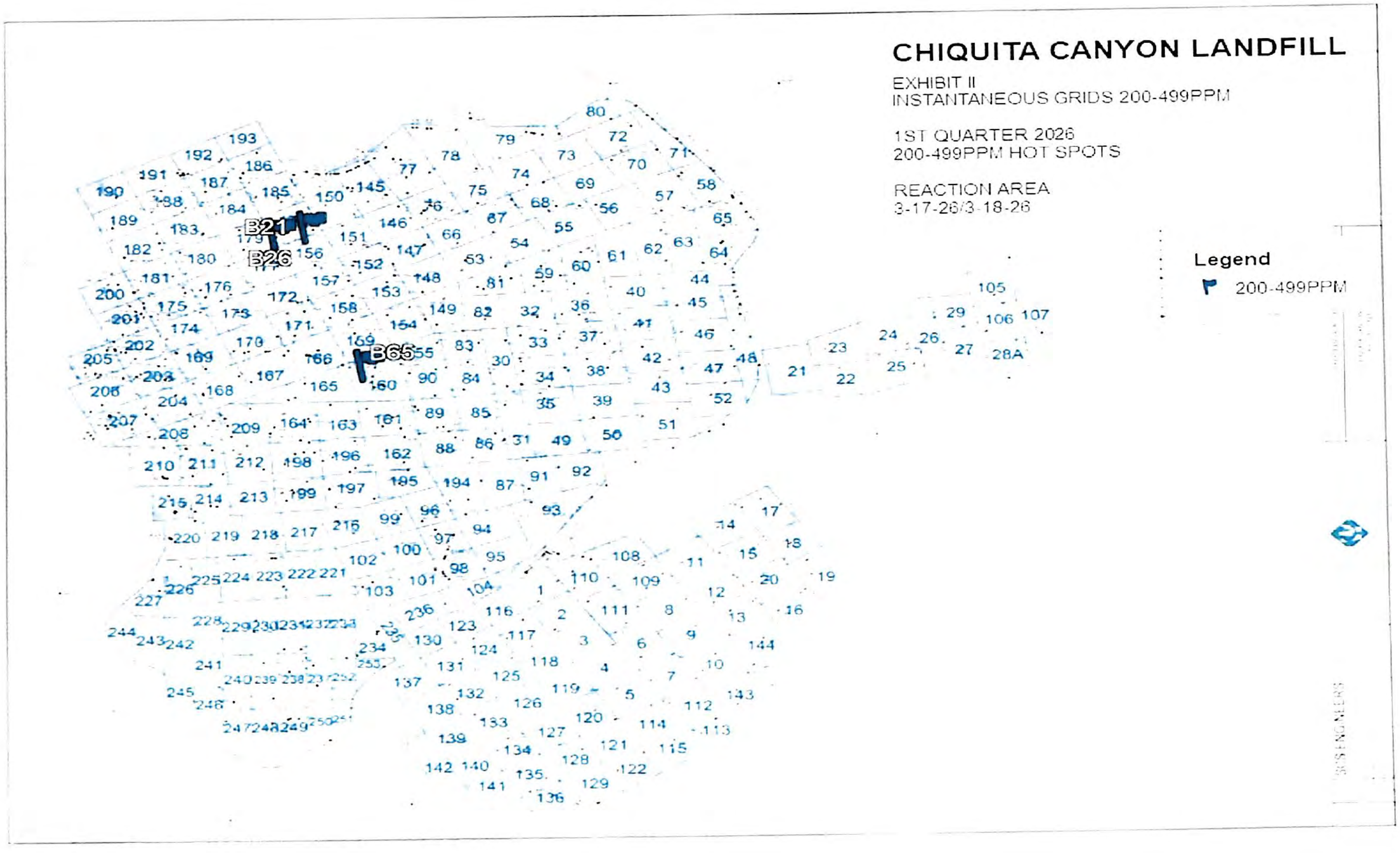
CHIQUITA CANYON LANDFILL
EXHIBIT II
INSTANTANEOUS GRIDS 200-499PPM
1ST QUARTER 2026
200-499PPM HOT SPOTS
REACTION AREA
3-17-26/3-18-26
Legend
200-499PPM
B21
B26
B65
EXISTING WELLS

EXIBIT II

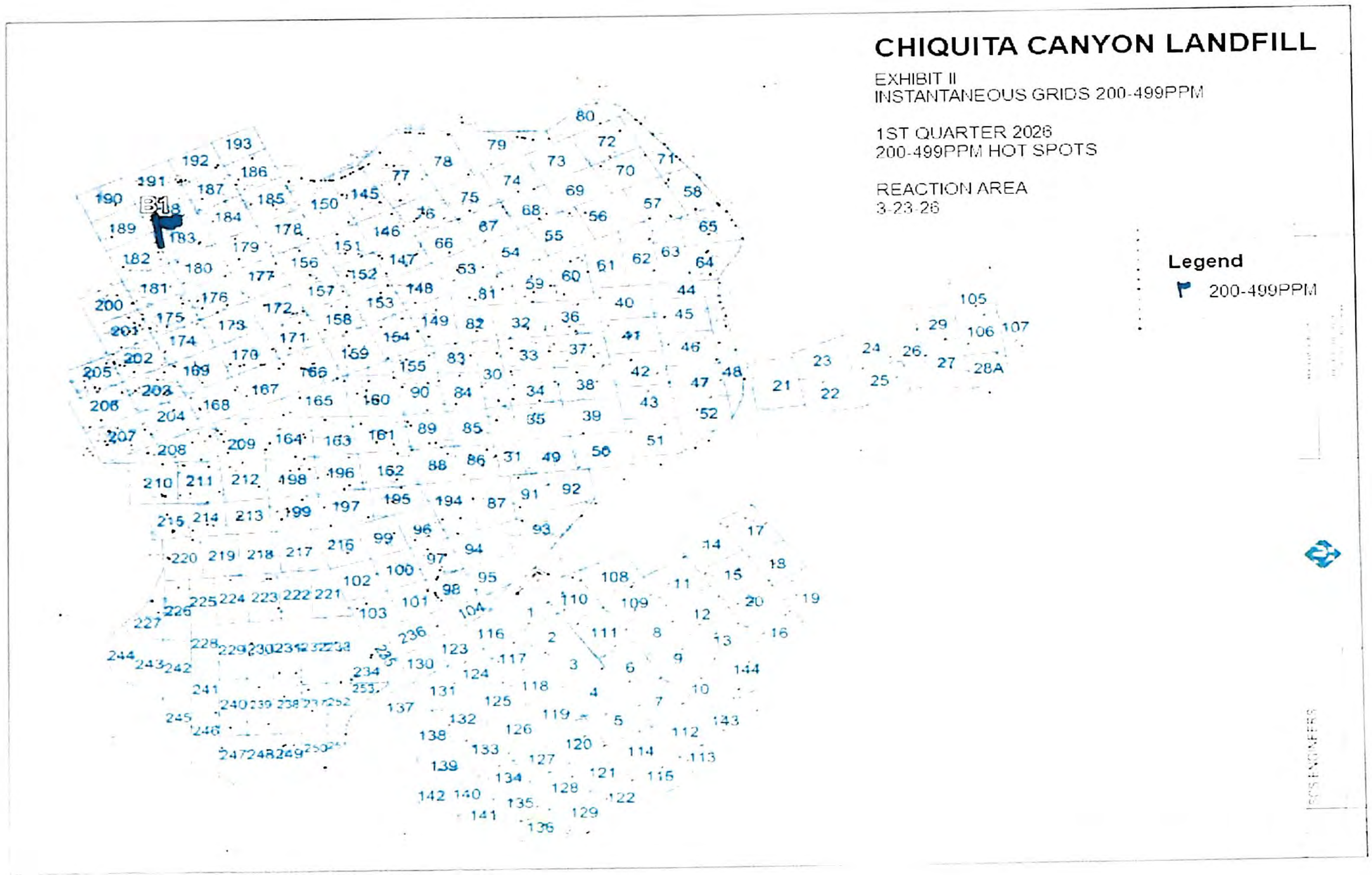
CHIQUITA CANYON LANDFILL
EXHIBIT II
INSTANTANEOUS GRIDS 200-499PPM
1ST QUARTER 2026
200-499PPM HOT SPOTS
REACTION AREA
3-23-26
Legend
200-499PPM
B1
ENGINEERS

EXHIBIT II

Integrated Grids Over 25 ppm Map

EXIBIT II

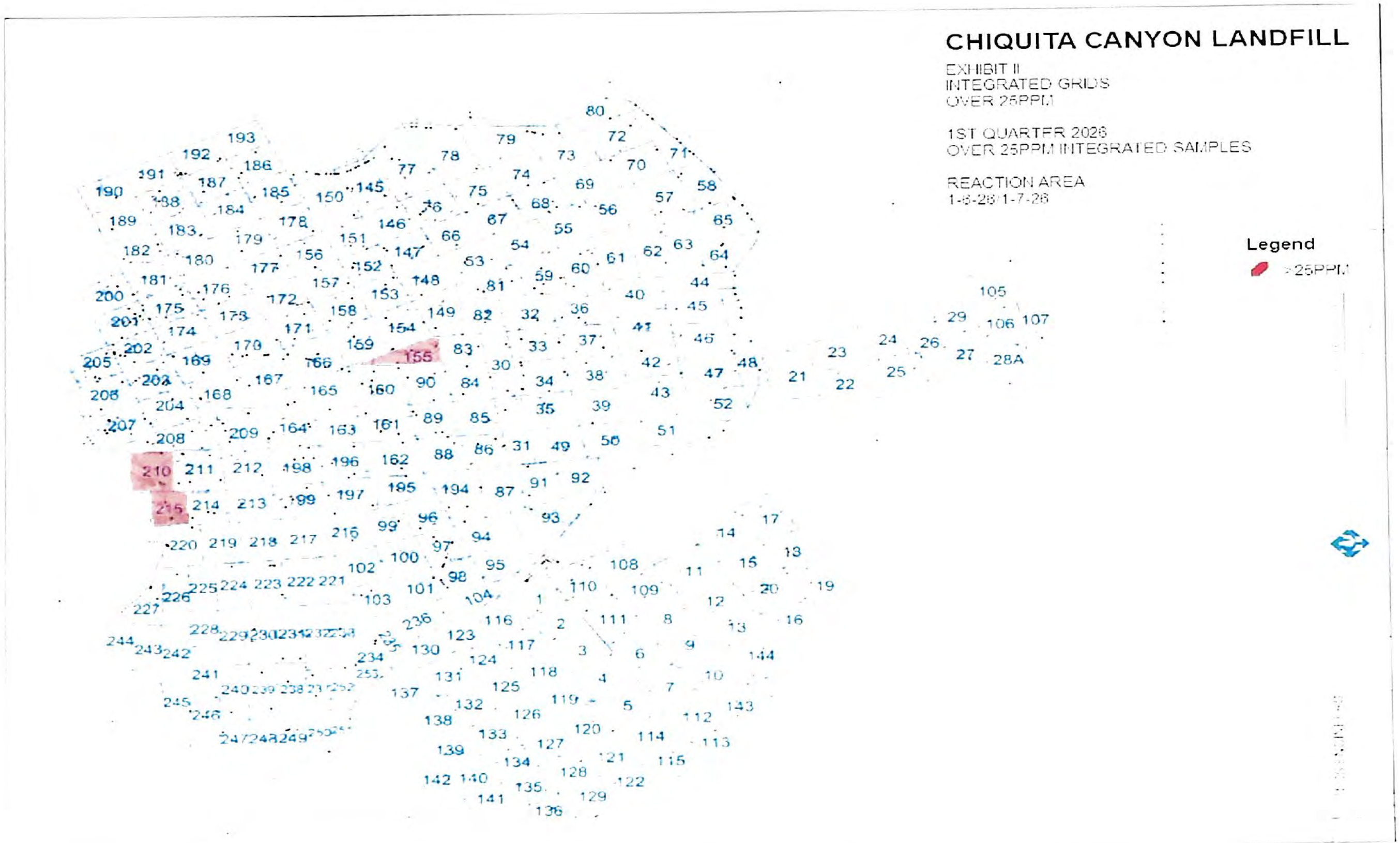
CHIQUITA CANYON LANDFILL
EXHIBIT II
INTEGRATED GRIDS
OVER 25PPM
1ST QUARTER 2026
OVER 25PPM INTEGRATED SAMPLES
REACTION AREA
1-6-26/1-7-26
Legend
>25PPM

EXIBIT II

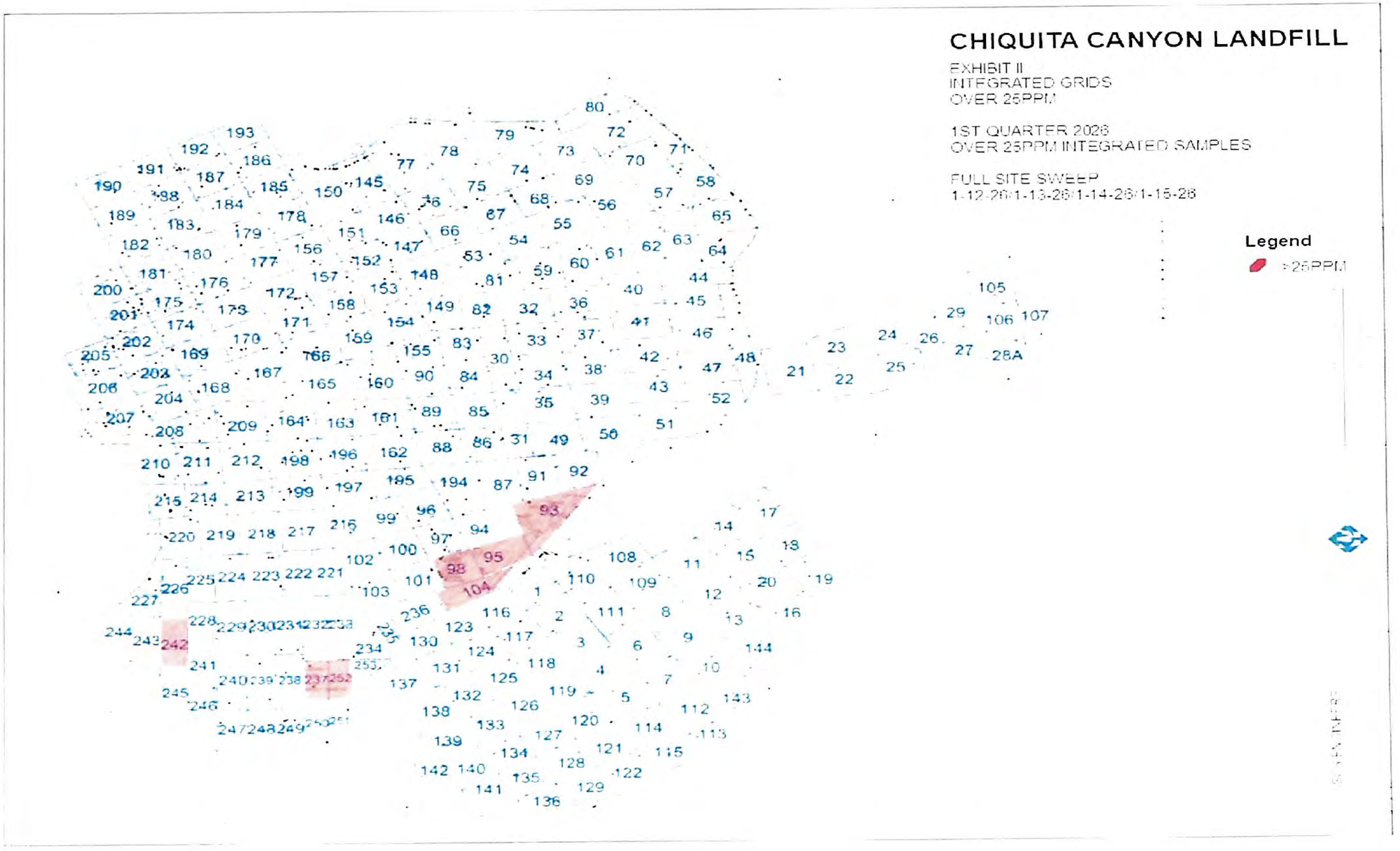
CHIQUITA CANYON LANDFILL
EXHIBIT II
INTEGRATED GRIDS
OVER 25PPM
1ST QUARTER 2026
OVER 25PPM INTEGRATED SAMPLES
FULL SITE SWEEP
1-12-26/1-13-26/1-14-26/1-15-26
Legend
>25PPM
SCALE IN FEET

EXIBIT II

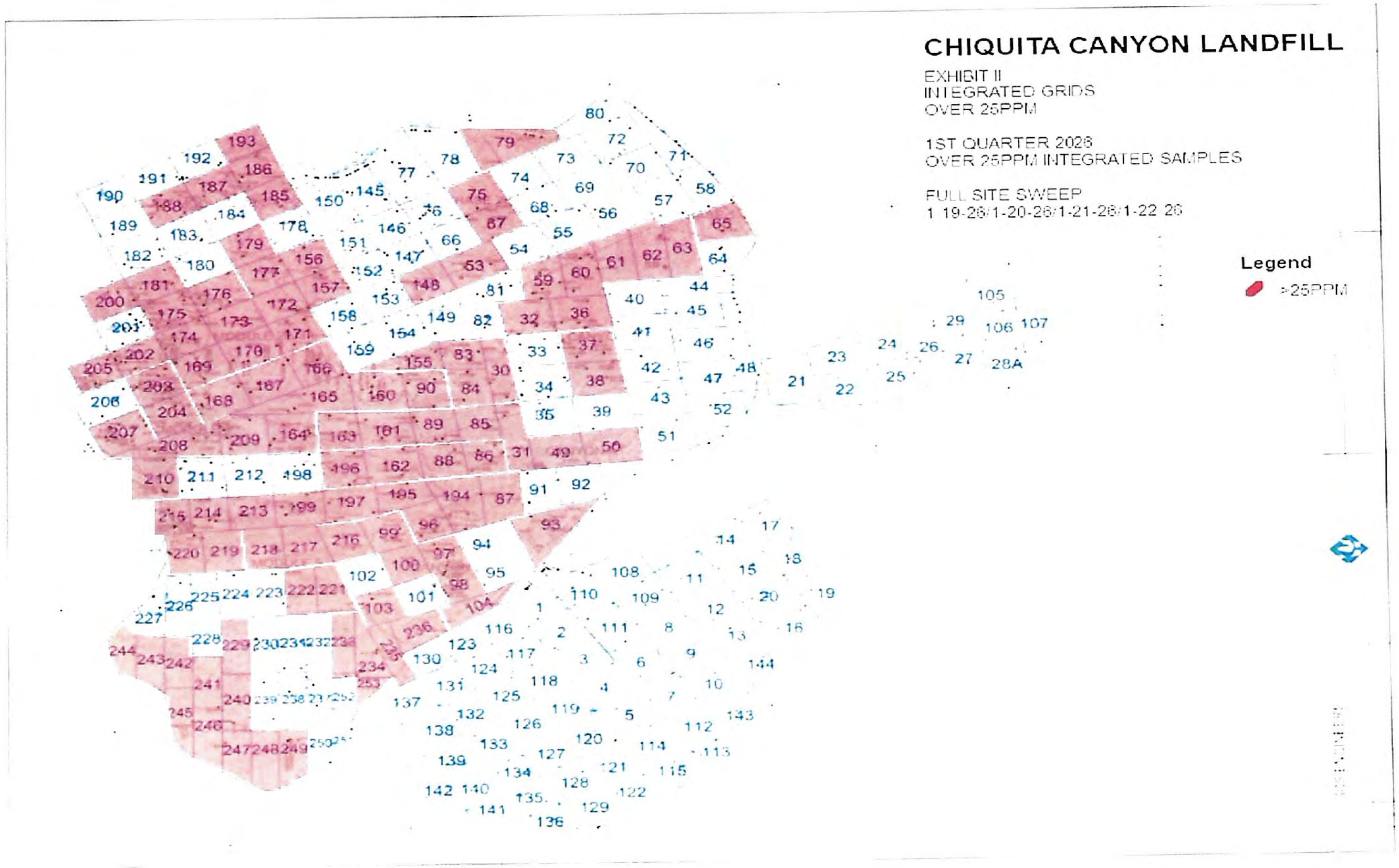
CHIQUITA CANYON LANDFILL
EXHIBIT II
INTEGRATED GRIDS
OVER 25PPM
1ST QUARTER 2026
OVER 25PPM INTEGRATED SAMPLES
FULL SITE SWEEP
1 19-26/1-20-26/1-21-26/1-22 26
Legend
>25PPM

EXIBIT II

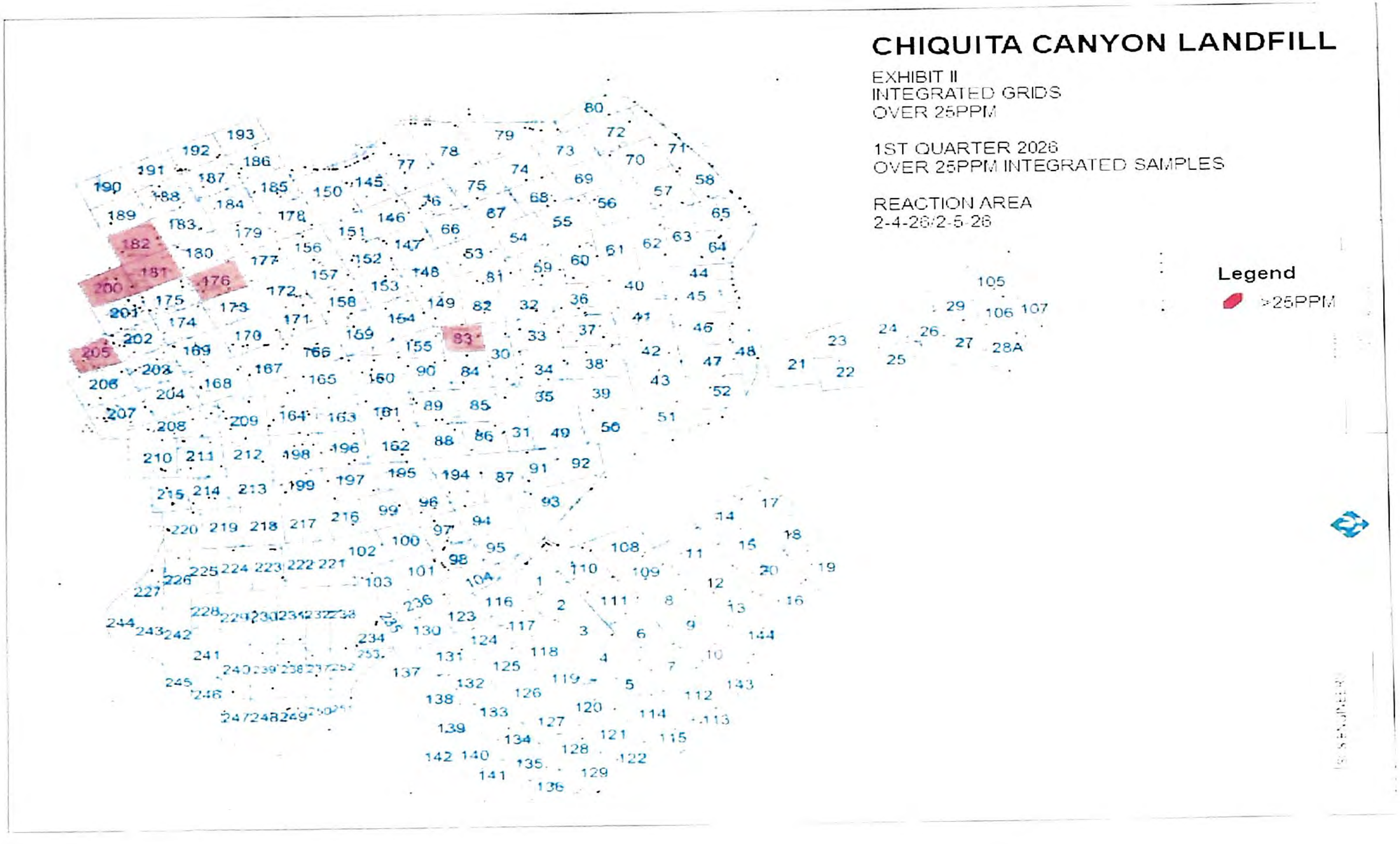
CHIQUITA CANYON LANDFILL
EXHIBIT II
INTEGRATED GRIDS
OVER 25PPM
1ST QUARTER 2026
OVER 25PPM INTEGRATED SAMPLES
REACTION AREA
2-4-26/2-5-26
Legend
>25PPM

EXIBIT II

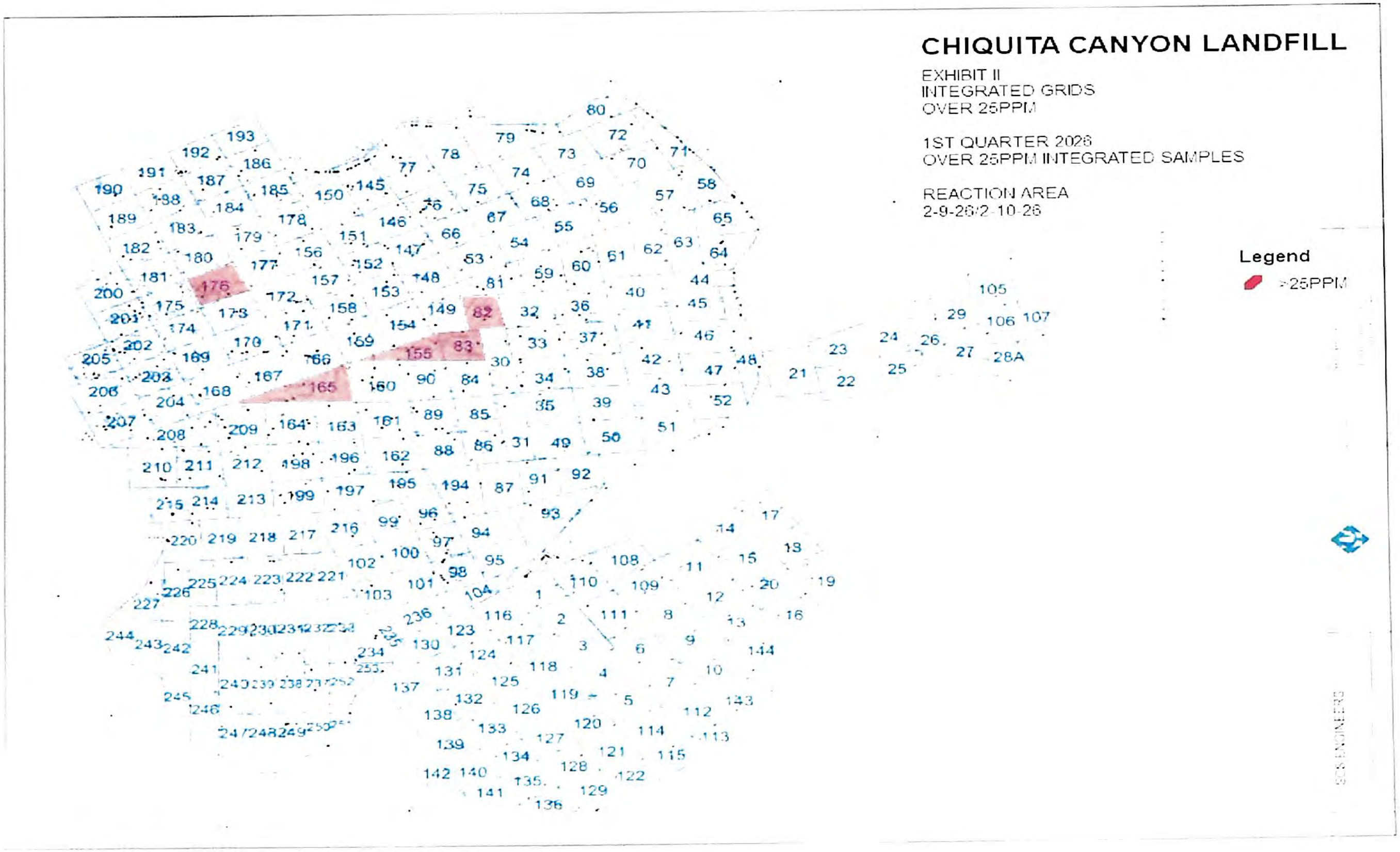
CHIQUITA CANYON LANDFILL
EXHIBIT II
INTEGRATED GRIDS
OVER 25PPM
1ST QUARTER 2026
OVER 25PPM INTEGRATED SAMPLES
REACTION AREA
2-9-26/2-10-26
Legend
>25PPM
SCS ENGINEERS

EXHIBIT II

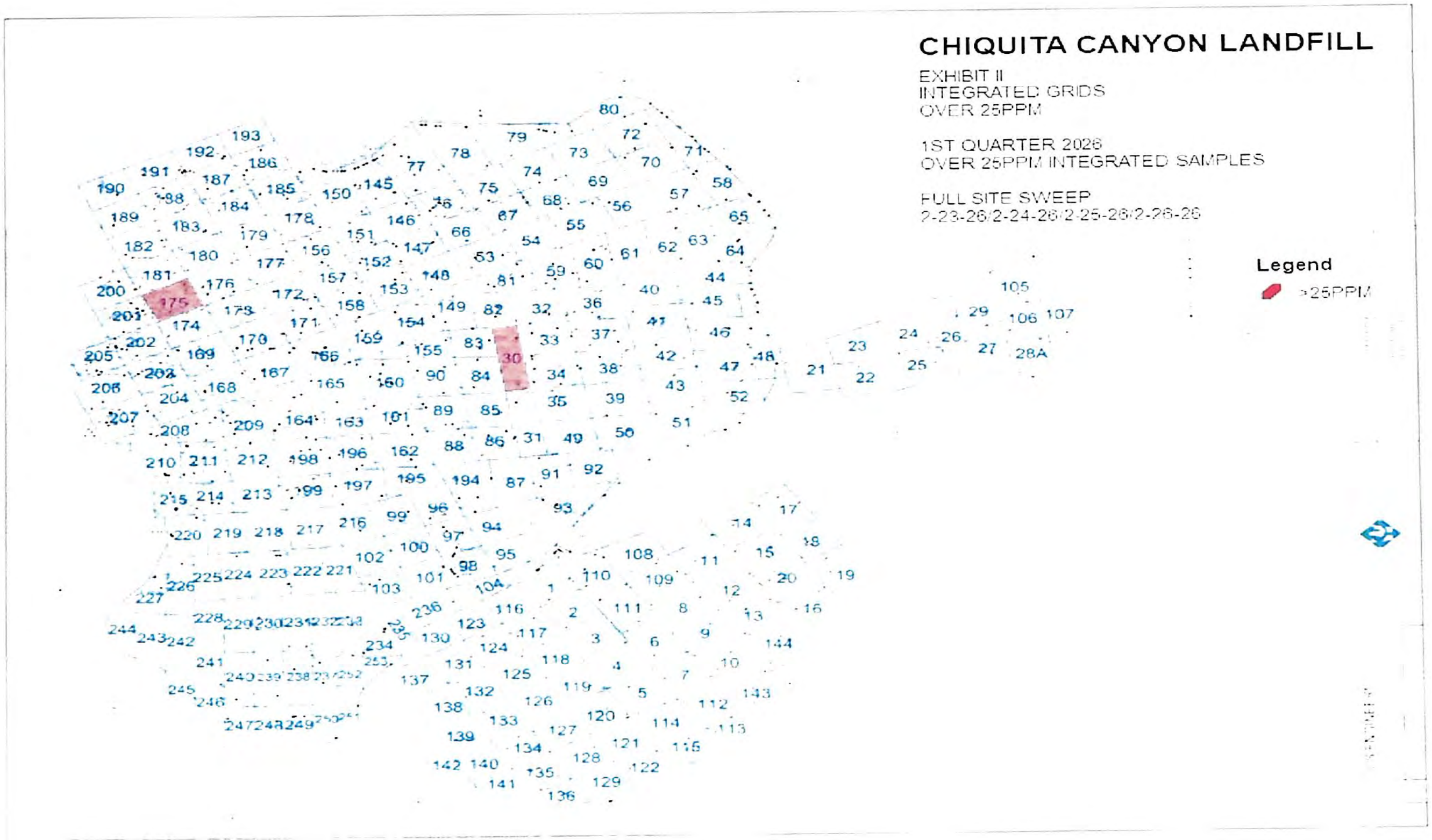
CHIQUITA CANYON LANDFILL
EXHIBIT II
INTEGRATED GRIDS
OVER 25PPM
1ST QUARTER 2026
OVER 25PPM INTEGRATED SAMPLES
FULL SITE SWEEP
2-23-26/2-24-26/2-25-26/2-26-26
Legend
>25PPM

EXIBIT II

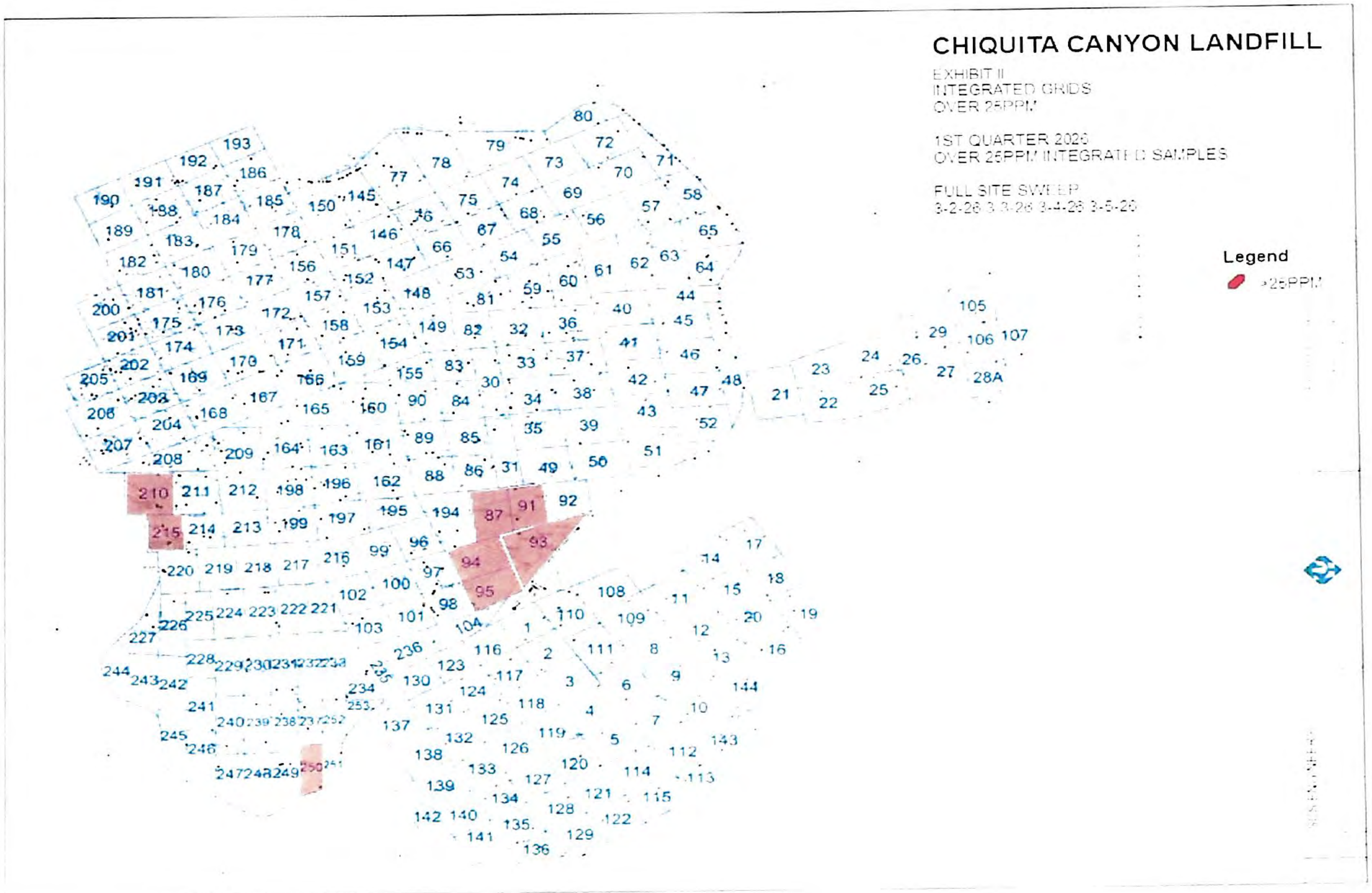
CHIQUITA CANYON LANDFILL
EXHIBIT II
INTEGRATED GRIDS
OVER 25PPM
1ST QUARTER 2026
OVER 25PPM INTEGRATED SAMPLES
FULL SITE SWEEP
3-2-26 3-3-26 3-4-26 3-5-26
Legend
>25PPM

EXIBIT II

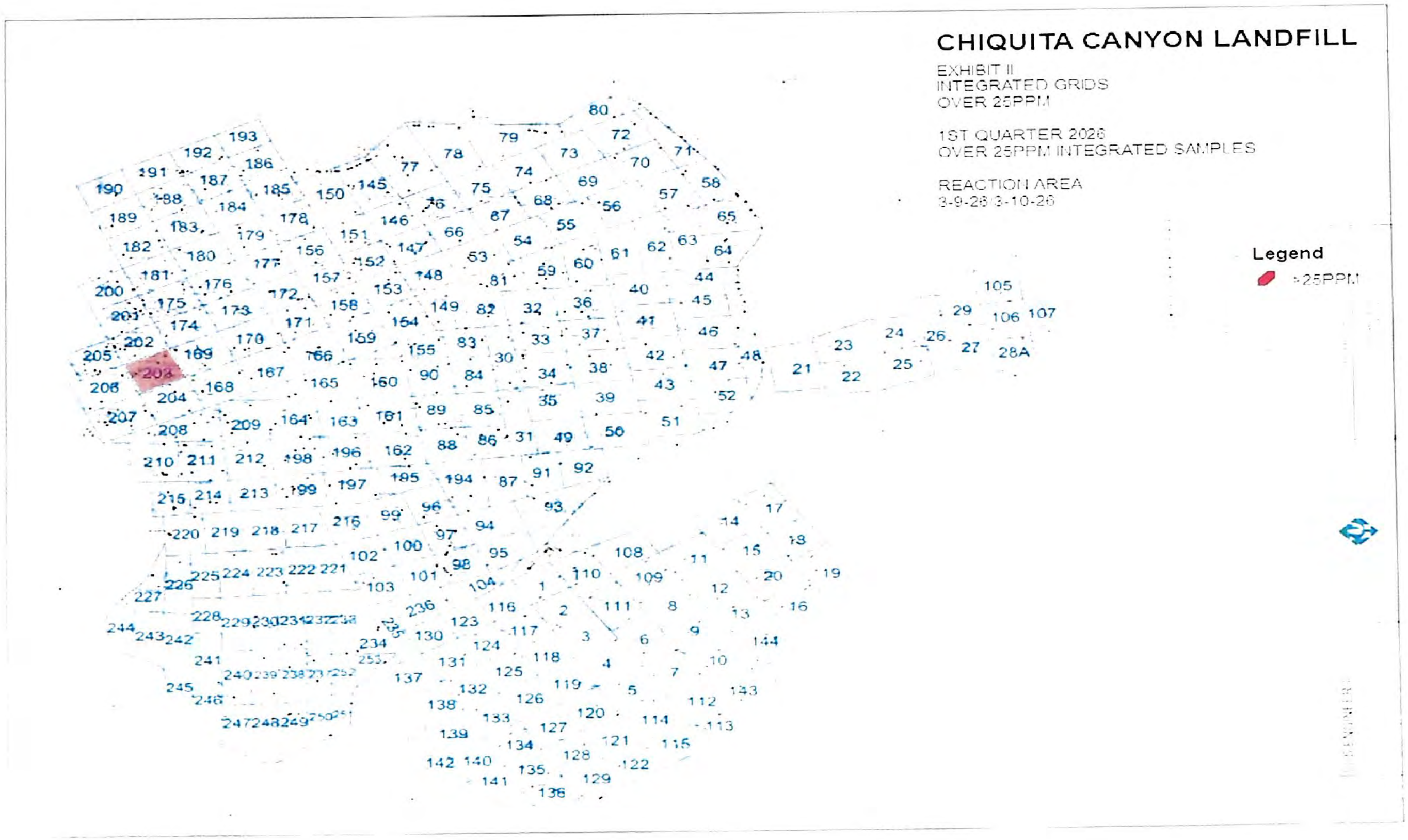
CHIQUITA CANYON LANDFILL
EXHIBIT II
INTEGRATED GRIDS
OVER 25PPM
1ST QUARTER 2026
OVER 25PPM INTEGRATED SAMPLES
REACTION AREA
3-9-26/3-10-26
Legend
>25PPM

EXIBIT II

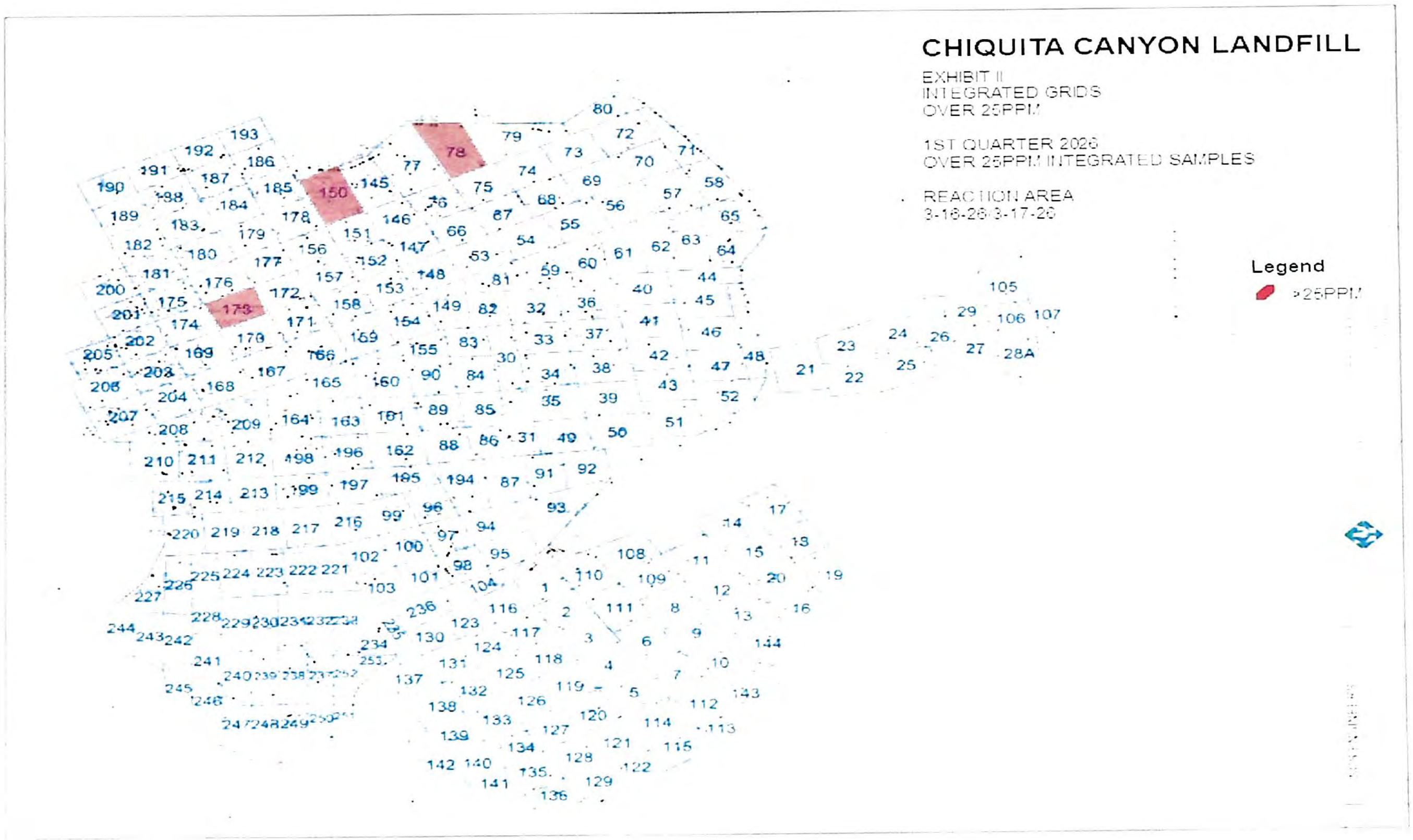
CHIQUITA CANYON LANDFILL
EXHIBIT II
INTEGRATED GRIDS
OVER 25PPM
1ST QUARTER 2020
OVER 25PPM INTEGRATED SAMPLES
REACTION AREA
3-16-20/3-17-20
Legend
>25PPM
78
150
173

APPENDIX G

STORMWATER SAMPLE RESULTS

TABLE G-1

STORMWATER MONITORING RESULTS
CHIQUITA CANYON LANDFILL

Analyte	Units	WDR Benchmark	11/15/25 (South)	11/20/25 (South)	12/24/25 (South)	1/1/26 (South)	2/11/26 (South)	2/16/26 (South)
BTEX	ug/l		ND	ND	ND	ND	ND	ND
Ammonia as N	mg/l	19	0.12	0.98	0.30	0.33	0.076 J	0.26
Arsenic, Total	mg/l	0.16854	0.0058	0.013	0.014	0.0096	0.0076	0.0075
Cadmium, Total	mg/l	0.0159	ND	0.00029 J	0.00056 J	0.00024 J	ND	ND
Chemical Oxygen Demand	mg/l	120	62	240	110	100	100	72
Chloride, Total	mg/l	860	21	75	40	39	45	42
Iron, Total	mg/l	1.0	12	6.3	34	10	1.5	5.7
Lead, Total	mg/l	0.0816	0.0091	0.0059	0.026	0.0093 J	0.0019 J	0.0051
Magnesium, Total	mg/l		140	20	24	16	14	12
Mercury, Total	mg/l	0.0024	0.000064 J	ND	0.00016 J	0.000079 J	ND	ND
NO2+NO3 as N	mg/l	0.68	1.54	6.78	2.03	2.09	0.45	0.33
Oil & Grease (HEM)	mg/l	15	ND	ND	ND	ND	ND	ND
pH	Units	6.0-9.0	7.18	7.33	8.19	8.21	8.69	8.74
Phosphorus, Total	mg/l	2	0.61	nm	1.8	1.0	0.45	0.52
Selenium, Total	mg/l	0.2385	0.0020 J	0.0020 J	0.0019 J	ND	0.0047	0.0043
Silver, Total	mg/l	0.0318	ND	ND	ND	ND	ND	ND
Total Suspended Solids	mg/l	100	240	110	1400	250	70	280
Zinc, Total	mg/l	0.117	0.083	0.036	0.12	0.045	0.015	0.031

Notes: J = trace concentration ND=not detected nm = not measured.

Results exceeding benchmark values are highlighted

Enthalpy Analytical
931 West Barkley Ave
Orange, CA 92868
(714) 771-6900

enthalpy.com

Lab Job Number	:	542490
Report Level	:	II
Report Date	:	10/14/2025
Revision	:	**1 (See narrative)**

Analytical Report *prepared for:*

Kate Logan
Waste Connections
Chiquita Canyon Landfill
29201 Henry Mayo Drive
Castaic, CA 91384

Project: CCLF STORMWATER - Chiquita Canyon Stormwater

Authorized for release by:



Zach Barker, Project Manager
zach.barker@enthalpy.com

This data package has been reviewed for technical correctness and completeness. Release of this data has been authorized by the Laboratory Manager or the Manager's designee, as verified by the above signature which applies to this PDF file as well as any associated electronic data deliverable files. The results contained in this report meet all requirements of NELAP and pertain only to those samples which were submitted for analysis. This report may be reproduced only in its entirety.

CA ELAP# 1338, CA ELAP #1338-S1, NELAP# 4038, SCAQMD LAP# 18LA0518, LACSD ID# 10105, ORELAP# 4197

ENTHALPY ANALYTICAL

Sample Summary

Kate Logan Waste Connections Chiquita Canyon Landfill 29201 Henry Mayo Drive Castaic, CA 91384	Lab Job #: Project No: Location: Date Received:	542490 CCLF STORMWATER Chiquita Canyon Stormwater 09/18/25

Sample ID	Lab ID	Collected	Matrix
SOUTH BASIN - WESTERN INLET	542490-001	09/18/25 08:15	Water
SOUTH BASIN - EASTERN INLET	542490-002	09/18/25 08:45	Water
TRIP BLANK 1 - SAMPLE 1	542490-003	09/18/25 00:00	Water
TRIP BLANK 2 - SAMPLE 1	542490-004	09/18/25 00:00	Water
TRIP BLANK 3 SAMPLE 2	542490-005	09/18/25 00:00	Water
TRIP BLANK 4 - SAMPLE 2	542490-006	09/18/25 00:00	Water

Case Narrative

Waste Connections Chiquita Canyon Landfill 29201 Henry Mayo Drive Castaic, CA 91384 Kate Logan	Lab Job Number: 542490 Project No: CCLF STORMWATER Location: Chiquita Canyon Stormwater Date Received: 09/18/25

- This data package contains sample and QC results for two water samples, requested for the above referenced project on 09/18/25. The samples were received in good condition.
- This report was revised on 10/14/25 to include subcontracted 8151 and 8290 data.

Volatile Organics by GC/MS (EPA 8260B):

- SOUTH BASIN - WESTERN INLET (lab # 542490-001) and SOUTH BASIN - EASTERN INLET (lab # 542490-002) had pH greater than 2.
- No other analytical problems were encountered.

Semivolatile Organics by GC/MS (EPA 8270C):
No analytical problems were encountered.

Semivolatile Organics by GC/MS (EPA 625.1):

- Benzoic acid was detected between the MDL and the RL in the method blank for batch 382347; this analyte was not detected in samples at or above the RL.
- No other analytical problems were encountered.

Semivolatile Organics by GC/MS SIM (EPA 8270C-SIM):
No analytical problems were encountered.

Pesticides (EPA 8081A):
No analytical problems were encountered.

Total Organic Carbon by IR (SM 5310B):
No analytical problems were encountered.

PCBs (EPA 8082):
No analytical problems were encountered.

Metals (EPA 200.7, EPA 200.8, and EPA 245.1):
No analytical problems were encountered.

Ion Chromatography (EPA 300.0):
No analytical problems were encountered.

Conductivity (SM2510B):
No analytical problems were encountered.

Total Oil & Grease (HEM) (EPA 1664A):

- Matrix spikes were not performed for this analysis due to insufficient sample volume.
- No analytical problems were encountered.

Total Phenolics (EPA 420.1):
No analytical problems were encountered.

Alkalinity (SM2320B):
No analytical problems were encountered.

Sulfide (SM 4500-S2-D):
No analytical problems were encountered.

Total Dissolved Solids (TDS) (SM2540C):
No analytical problems were encountered.

Total Suspended Solids (TSS) (SM2540D):
No analytical problems were encountered.

Chemical Oxygen Demand (SM5220D):
No analytical problems were encountered.

Biochemical Oxygen Demand (SM5210B):
No analytical problems were encountered.

Turbidity (SM2130B):
No analytical problems were encountered.

Cyanide - Semi-Automated Method (SM 4500-CN-E and SM 4500-CN-E):
No analytical problems were encountered.

Coliform - 9221 Tests (SM 9221B and SM 9221F):
No analytical problems were encountered.

Ammonia and TKN- Semi-Automated Method (SM 4500-NH3-G):

- Low recovery was observed for ammonia-N in the MS for batch 382894; the parent sample was not a project sample, the LCS was within limits, and the associated RPD was within limits.
- No other analytical problems were encountered.

Organophosphorus Pesticides (EPA 8141A):
Pace Laboratories in Bakersfield, CA performed the analysis (see sublab report section for certifications). Please see the Pace Laboratories case narrative.

8151A Chlorinated Herbicides (EPA 8151A):
McCampbell Analytical, Inc. in Pittsburg, CA performed the analysis (NELAP certified). Please see the McCampbell Analytical, Inc. case narrative.

RSK-175 CO2 (RSK-175):
McCampbell Analytical, Inc. in Pittsburg, CA performed the analysis (see sublab report section for certifications). Please see the McCampbell Analytical, Inc. case narrative.

Dioxins & Furans (EPA 8290):
Enthalpy - El Dorado Hills in El Dorado Hills, CA performed the analysis (see sublab report section for certifications). Please see the Enthalpy - El Dorado Hills case narrative.

EPA 625.1 (EPA 625.1):
Pace Analytical - Mt. Juliet in Mt. Juliet, TN performed the analysis (see sublab report section for certifications). Please see the Pace Analytical - Mt. Juliet case narrative.

ENTHALPY ANALYTICAL

Chain of Custody Record

Lab No: 542490

Page: 1 of 3

Turn Around Time (rush by advanced notice only)

Standard:	X	5 Day:		3 Day:	
2 Day:		1 Day:		Custom TAT:	

Enthalpy Analytical - Orange

931 W. Barkley Avenue, Orange, CA 92868

Phone 714-771-6900

Matrix: A = Air S = Soil/Solid W = Water DW = Drinking Wate SD = Sediment PP = Pure Product SEA = Sea Water SW = Swab T = Tissue WP = Wipe O = Other

Preservatives: 1 = $Na_2S_2O_3$ 2 = HCl 3 = HNO_3 4 = H_2SO_4 5 = NaOH 6 = Other

Sample Receipt Temp: 2.7/2.8 IR11; 3.7/3.8 ice; 3.8/3.9; 3.9/4.0 (lab use only)

CUSTOMER INFORMATION		PROJECT INFORMATION	
Company:	Chiquita Canyon, LLC	Name:	SW - Inlets
Report To:	Kate Logan	Number:	
Email:	kate.logan@wasteconnections.com	P.O. #:	
Address:	29201 Henry Mayo Drive	Address:	29201 Henry Mayo Drive
	Castaic, CA 91384		Castaic, CA 91384
Phone:	682-559-3880	Global ID:	
Fax:		Sampled By:	CH, DZ

	Sample ID	Sampling Date	Sampling Time	Matrix	Container No. / Size	Pres.	200.7/200.8 Metals (see comments)	245.1 Mercury	4500-CN-E Cyanide	8081 Pesticides / 8082 PCBs	8141 Organophosphorous Pesticides	8151 Herbicides	8260 VOCs	8260 Acrolein/Acrylonitrile	8270C	8290 2,3,7,8-TCDD
1	South Basin - Western Inlet	09/18/25	0815	W	38	6,2,4,1	X	X	X	X	X	X	X	X	X	X
2	South Basin - Eastern Inlet	09/18/25	0845	W	38	6,2,4,1	X	X	X	X	X	X	X	X	X	X
3																
4																
5																
6																
7																
8																
9																
10																

Analysis Request

Test Instructions / Comments

200.8 - Ag, As, B, Ba, Be, Cd, Co, Cr, Cu, Ni, Mn, Pb, Sb, Se, Sn, Tl, V, Zn
200.7 - Fe, Ca, K, Mg, Na

Additional email recipients:
matt.breuer@wasteconnections.com
stormwater@wasteconnections.com
tmb@swteng.com
aav@swteng.com

Direct invoices to:
Maribel Bolanos
(661) 257-3665

Login 542490

	Signature	Print Name	Company / Title	Date / Time
[1] Relinquished By:	Devan Zajac	DEVAN ZAJAC	CTEH	9-18-25 1515
[1] Received By:		JKR	EA	9-18-25 1515
[2] Relinquished By:				
[2] Received By:				
[3] Relinquished By:				
[3] Received By:				

ENTHALPY ANALYTICAL

Chain of Custody Record

Lab No: 542490

Page: 2 of 3

Turn Around Time (rush by advanced notice only)

Standard:	X	5 Day:		3 Day:	
2 Day:		1 Day:		Custom TAT:	

Enthalpy Analytical - Orange

931 W. Barkley Avenue, Orange, CA 92868

Phone 714-771-6900

Matrix: A = Air S = Soil/Solid W = Water DW = Drinking Wate SD = Sediment PP = Pure Product SEA = Sea Water SW = Swab T = Tissue WP = Wipe O = Other

Preservatives: 1 = $Na_2S_2O_3$ 2 = HCl 3 = HNO_3 4 = H_2SO_4 5 = NaOH 6 = Other

Sample Receipt Temp: (lab use only)

CUSTOMER INFORMATION		PROJECT INFORMATION	
Company:	Chiquita Canyon, LLC	Name:	SW - Inlets
Report To:	Kate Logan	Number:	
Email:	kate.logan@wasteconnections.com	P.O. #:	
Address:	29201 Henry Mayo Drive	Address:	29201 Henry Mayo Drive
	Castaic, CA 91384		Castaic, CA 91384
Phone:	682-559-3880	Global ID:	
Fax:		Sampled By:	CH, DZ

	Sample ID	Sampling Date	Sampling Time	Matrix	Container No. / Size	Pres.	SM4500-S2-D Total Sulfide	420.1 Total Phenolics	1664A Oil and Grease	9221B Tota Coliform	9221F E. Coli	300.0 Cl, Br, Fl, NO3, NO2, SO4	2540D TSS	5310B TOC	8270 SIM 1,4-Dioxane	SM2320B Alkalinity
1	South Basin - Western Inlet	09/18/25	0815	W	38	6,2,4,1	X	X	X	X	X	X	X	X	X	X
2	South Basin - Eastern Inlet	09/18/25	0845	W	38	6,2,4,1	X	X	X	X	X	X	X	X	X	X
3																
4																
5																
6																
7																
8																
9																
10																

Analysis Request

Test Instructions / Comments

Additional email recipients:
matt.breuer@wasteconnections.com
stormwater@wasteconnections.com
tmb@swteng.com
aav@swteng.com

Direct invoices to:
Maribel Bolanos
(661) 257-3665

	Signature	Print Name	Company / Title	Date / Time
[1] Relinquished By:	Devan Zajac	Devan Zajac	CTEH	9-18-25 1515
[1] Received By:		JXR	EA	9-18-25 1515
[2] Relinquished By:				
[2] Received By:				
[3] Relinquished By:				
[3] Received By:				

ENTHALPY ANALYTICAL

Chain of Custody Record

Lab No: 542490

Page: 3 of 3

Turn Around Time (rush by advanced notice only)

Standard:	X	5 Day:		3 Day:	
2 Day:		1 Day:		Custom TAT:	

Enthalpy Analytical - Orange

931 W. Barkley Avenue, Orange, CA 92868

Phone 714-771-6900

Matrix: A = Air S = Soil/Solid W = Water DW = Drinking Wate SD = Sediment PP = Pure Product SEA = Sea Water SW = Swab T = Tissue WP = Wipe O = Other

Preservatives: 1 = $Na_2S_2O_3$ 2 = HCl 3 = HNO_3 4 = H_2SO_4 5 = NaOH 6 = Other

Sample Receipt Temp: (lab use only)

CUSTOMER INFORMATION		PROJECT INFORMATION	
Company:	Chiquita Canyon, LLC	Name:	SW - Inlets
Report To:	Kate Logan	Number:	
Email:	kate.logan@wasteconnections.com	P.O. #:	
Address:	29201 Henry Mayo Drive	Address:	29201 Henry Mayo Drive
	Castaic, CA 91384		Castaic, CA 91384
Phone:	682-559-3880	Global ID:	
Fax:		Sampled By:	CH, DZ

	Sample ID	Sampling Date	Sampling Time	Matrix	Container No. / Size	Pres.	SM5220D Chemical Oxygen Demand	SM2510B Specific Conductance	RSK-175 Carbon Dioxide	2540E TDS	SM2130B Turbidity	350.1 Ammonia	625.1 - See Comments	625.1 Alpha-Terpineol	SM5210B BOD	
1	South Basin - Western Inlet	09/18/25	0815	W	38	6,2,4,1	X	X	X	X	X	X	X	X	X	
2	South Basin - Eastern Inlet	09/18/25	0845	W	38	6,2,4,1	X	X	X	X	X	X	X	X	X	
3																
4																
5																
6																
7																
8																
9																
10																

Analysis Request

Test Instructions / Comments

625.1 - Benzoic Acid, Pyridine, Phenol, 2-methylphenol, 3,4-methylphenol, Cresol, Naphthalene, alpha-terpineol

Additional email recipients:
matt.breuer@wasteconnections.com
stormwater@wasteconnections.com
tmb@swteng.com
aav@swteng.com

Direct invoices to:
Maribel Bolanos
(661) 257-3665

	Signature	Print Name	Company / Title	Date / Time
[1] Relinquished By:	Devan Zajac	Devan Zajac	CTEH	9-18-25 1515
[1] Received By:		JKR	QA	9-18-25 1515
[2] Relinquished By:				
[2] Received By:				
[3] Relinquished By:				
[3] Received By:				

SAMPLE RECEIPT CHECKLIST

Section 1: General Info

Date Received: 9/18/25 WO# 542490 Client: Waste Connections

Section 2: Shipping / Custody **Are custody seals present?** ☐ Yes ☒ No

Custody seals intact on arrival? ■ N/A ☐ Yes ☐ No ☐ On cooler / box ☐ On samples

☐ Courier ☐ Walk-In ☐ Field Sampling ☐ Shipping Info: _____

Section 3a: Condition / Packaging ☐ **Outside 0.0 - 6.0°C (0.0 - 10.0°C for microbiology) (PM notified)**

Date Opened 9/18/25 By (initials) JXR Type of ice used: ☐ Wet ☐ Blue/Gel ☐ None

■ Samples received on ice directly from the field; cooling process had begun. (if checked, skip temperatures)

☐ Sample matrix doesn't require cooling (e.g. air, bulk PCB). (if checked, skip temperatures)

If no cooler: Observed/Adjusted Temp (°C): _____/_____ Thermometer/IR Gun: IR 11 CF: +0.1

Cooler Temp (°C) #1: 2.7 / 2.8 #2: 3.7 / 3.8 #3: 3.8 / 3.9 #4: 3.9 / 4.0 #5: ____/____ #6: ____/____

Section 3b: Microbiology Samples ☐ **No microbiology samples submitted (skip 3b)**

■ Within temp range 0.0 - 10.0°C or received on ice directly from field.

■ Adequate headspace for microbiology analysis.

Section 3c: Air Samples ■ **No air samples submitted (skip 3c)**

☐ 1.4L Canisters ☐ 6L Canisters ☐ Tedlar Bags ☐ MCE Cassettes ☐ Sorbent Tubes ☐ Other _____

Section 4: Containers / Labels / Samples	YES	NO	N/A
1) Were custody papers present, filled properly, and legible?	X		
2) Is the sampler's name present on the CoC?	X		
3) Were containers received in good condition (unbroken / unopened / uncompromised)? (1)	~~X~~	X	
4) Were the samples bagged? (required for microbiology samples; recommended for soil samples)	X		
5) Were all of, and only, the correct samples received? (1)	~~X~~	X	
6) Are sample labels present, legible, and in agreement with the CoC?	X		
7) Does the container count match the CoC?	X		
8) Was sufficient sample volume / mass received for the analyses requested?	X		
9) Were samples received in proper containers for the analyses requested?	X		
10) Were samples received with > 1/2 holding time remaining?		X	
11) Are samples properly preserved as indicated by CoC / labels?	X		
12) Unpreserved VOAs received - If necessary, was the hold time changed in LIMS?		X	
13) Are VOA vials free from headspace/bubbles > 6mm? (1)	~~X~~	X	

Section 5: Explanations / Comments

(If no comments are made, then no discrepancies noted.)

4.5: Received 4x sets of trip blanks (1 per cooler) that were not on the COC.

4.10: Received Micro tests with 1hr for -001 and 1.5hrs for -002 hold time remaining.

4.3: -004: Trip Blank 2 - Sample 1: 2 of 2 vials received with broken caps, vials are empty.

4.13: Headspace > 6mm present in: -003: 1 of 2 vials.
-005: 1 of 2 vials.

☐ **No additional discrepancies**

Date Logged 9/18/25 **By (print)** ABD **(sign)** AdDJ

Date Labeled 9/18/25 **By (print)** GCK **(sign)** AdDJ for GCK

Enthalpy Analytical

(1) ABD 9/18/25

J-0006, Rev 2: Form Version 16.3 020625

ENTHALPY ANALYTICAL

Analysis Results for 542490

Kate Logan
Waste Connections
Chiquita Canyon Landfill
29201 Henry Mayo Drive
Castaic, CA 91384

Lab Job #: 542490
Project No: CCLF STORMWATER
Location: Chiquita Canyon Stormwater
Date Received: 09/18/25

Sample ID: SOUTH BASIN - WESTERN INLET | **Lab ID:** 542490-001 | **Matrix:** Water | **Collected:** 09/18/25 08:15

542490-001 Analyte	Result	Qual	Units	RL	MDL	DF	Batch	Prepared	Analyzed	Chemist
Method: EPA 1664A Prep Method: METHOD										
Total Oil and Grease	ND		mg/L	4.9	0.95	0.98	383073	09/28/25	09/29/25	JAG
Method: EPA 200.7 Prep Method: EPA 3015A										
Calcium	**31**		mg/L	1.0	0.57	1	382392	09/19/25	09/19/25	KAM
Iron	**0.78**		mg/L	0.10	0.041	1	382392	09/19/25	09/19/25	KAM
Magnesium	**3.5**		mg/L	0.10	0.025	1	382392	09/19/25	09/19/25	KAM
Potassium	**4.9**		mg/L	0.50	0.42	1	382392	09/19/25	09/19/25	KAM
Sodium	**17**		mg/L	0.50	0.34	1	382392	09/19/25	09/19/25	KAM
Method: EPA 200.8 Prep Method: EPA 3015A										
Antimony	**1.7**	J	ug/L	2.0	0.31	1	382402	09/19/25	09/19/25	KAM
Arsenic	**4.9**		ug/L	2.0	0.22	1	382402	09/19/25	09/19/25	KAM
Barium	**21**		ug/L	5.0	0.46	1	382402	09/19/25	09/19/25	KAM
Beryllium	ND		ug/L	1.0	0.076	1	382402	09/19/25	09/19/25	KAM
Boron	**140**		ug/L	100	56	10	382402	09/19/25	09/19/25	KAM
Cadmium	ND		ug/L	1.0	0.26	1	382402	09/19/25	09/19/25	KAM
Chromium	**2.7**	J	ug/L	5.0	0.34	1	382402	09/19/25	09/19/25	KAM
Cobalt	**1.3**		ug/L	1.0	0.074	1	382402	09/19/25	09/19/25	KAM
Copper	**9.3**		ug/L	5.0	2.0	1	382402	09/19/25	09/19/25	KAM
Lead	**0.93**	J	ug/L	5.0	0.16	1	382402	09/19/25	09/19/25	KAM
Manganese	**49**		ug/L	10	4.3	1	382402	09/19/25	09/19/25	KAM
Nickel	**4.2**	J	ug/L	5.0	0.84	1	382402	09/19/25	09/19/25	KAM
Selenium	ND		ug/L	10	5.0	1	382402	09/19/25	09/22/25	KAM
Silver	ND		ug/L	5.0	0.51	1	382402	09/19/25	09/19/25	KAM
Thallium	ND		ug/L	1.0	0.19	1	382402	09/19/25	09/19/25	KAM
Tin	ND		ug/L	5.0	0.49	1	382402	09/19/25	09/19/25	KAM
Vanadium	**6.9**		ug/L	5.0	0.36	1	382402	09/19/25	09/19/25	KAM
Zinc	**9.2**	J	ug/L	10	7.4	1	382402	09/19/25	09/19/25	KAM
Method: EPA 245.1 Prep Method: EPA 245.1										
Mercury	**0.21**	J	ug/L	0.40	0.032	1	382351	09/19/25	09/19/25	MLL
Method: EPA 300.0 Prep Method: METHOD										
Fluoride	ND		mg/L	0.20	0.073	1	382322	09/18/25 20:30	09/19/25 06:49	KUM
Chloride	**11**		mg/L	1.0	0.27	1	382322	09/18/25 20:30	09/19/25 06:49	KUM
Nitrogen, Nitrite	**0.03**	J	mg/L	0.10	0.02	1	382322	09/18/25 20:30	09/19/25 06:49	KUM

Results for any subcontracted analyses are not included in this section.

ENTHALPY ANALYTICAL

Analysis Results for 542490

542490-001 Analyte	Result	Qual	Units	RL	MDL	DF	Batch	Prepared	Analyzed	Chemist
Bromide	**0.070**	J	mg/L	0.30	0.060	1	382322	09/18/25 20:30	09/19/25 06:49	KUM
Nitrogen, Nitrate	**3.6**		mg/L	0.10	0.05	1	382322	09/18/25 20:30	09/19/25 06:49	KUM
Sulfate	**43**		mg/L	1.0	0.18	1	382322	09/18/25 20:30	09/19/25 06:49	KUM
Method: EPA 350.1 Prep Method: METHOD										
Ammonia-N	**1.8**		mg/L	0.10	0.050	1	382894	09/25/25	09/29/25	JAK
Method: EPA 420.1 Prep Method: METHOD										
Total Phenolics	**0.043**		mg/L	0.010	0.0047	1	382769	09/24/25	09/24/25	LVL
Method: EPA 625.1 Prep Method: EPA 3510C										
Pyridine	ND		ug/L	9.4	1.6	0.94	382347	09/19/25	09/20/25	ZFA
Phenol	**1.7**	J	ug/L	9.4	1.6	0.94	382347	09/19/25	09/20/25	ZFA
2-Methylphenol	ND		ug/L	9.4	3.1	0.94	382347	09/19/25	09/20/25	ZFA
3-,4-Methylphenol	ND		ug/L	9.4	2.9	0.94	382347	09/19/25	09/20/25	ZFA
Benzoic acid	**38**	B,J	ug/L	47	7.2	0.94	382347	09/19/25	09/20/25	ZFA
Naphthalene	ND		ug/L	9.4	3.6	0.94	382347	09/19/25	09/20/25	ZFA
Cresol	ND		ug/L	9.4		0.94	382347	09/19/25	09/20/25	ZFA
Method: EPA 8081A Prep Method: EPA 3510C										
alpha-BHC	ND		ug/L	0.05	0.01	1.1	382462	09/20/25	09/21/25	MES
beta-BHC	ND		ug/L	0.05	0.01	1.1	382462	09/20/25	09/21/25	MES
gamma-BHC	ND		ug/L	0.05	0.009	1.1	382462	09/20/25	09/21/25	MES
delta-BHC	ND		ug/L	0.05	0.01	1.1	382462	09/20/25	09/21/25	MES
Heptachlor	ND		ug/L	0.05	0.01	1.1	382462	09/20/25	09/21/25	MES
Aldrin	ND		ug/L	0.05	0.01	1.1	382462	09/20/25	09/21/25	MES
Heptachlor epoxide	ND		ug/L	0.05	0.01	1.1	382462	09/20/25	09/21/25	MES
Endosulfan I	ND		ug/L	0.05	0.01	1.1	382462	09/20/25	09/21/25	MES
Dieldrin	ND		ug/L	0.1	0.01	1.1	382462	09/20/25	09/21/25	MES
4,4'-DDE	ND		ug/L	0.1	0.01	1.1	382462	09/20/25	09/21/25	MES
Endrin	ND		ug/L	0.1	0.01	1.1	382462	09/20/25	09/21/25	MES
Endosulfan II	ND		ug/L	0.1	0.02	1.1	382462	09/20/25	09/21/25	MES
Endosulfan sulfate	ND		ug/L	0.1	0.01	1.1	382462	09/20/25	09/21/25	MES
4,4'-DDD	**0.02**	#,C,J	ug/L	0.1	0.01	1.1	382462	09/20/25	09/21/25	MES
Endrin aldehyde	ND		ug/L	0.1	0.02	1.1	382462	09/20/25	09/21/25	MES
Endrin ketone	ND		ug/L	0.1	0.02	1.1	382462	09/20/25	09/21/25	MES
4,4'-DDT	ND		ug/L	0.1	0.04	1.1	382462	09/20/25	09/21/25	MES
Methoxychlor	ND		ug/L	0.1	0.03	1.1	382462	09/20/25	09/21/25	MES
Toxaphene	ND		ug/L	2.1	0.5	1.1	382462	09/20/25	09/21/25	MES
Chlordane (Technical)	ND		ug/L	1.1	0.2	1.1	382462	09/20/25	09/21/25	MES
Surrogates				**Limits**						
TCMX	58%		%REC	29-120		1.1	382462	09/20/25	09/21/25	MES
Decachlorobiphenyl	62%		%REC	33-132		1.1	382462	09/20/25	09/21/25	MES
Method: EPA 8082 Prep Method: EPA 3510C										
Aroclor-1016	ND		ug/L	0.53	0.32	1.1	382462	09/20/25	09/21/25	MES
Aroclor-1221	ND		ug/L	0.53	0.49	1.1	382462	09/20/25	09/21/25	MES
Aroclor-1232	ND		ug/L	0.53	0.28	1.1	382462	09/20/25	09/21/25	MES
Aroclor-1242	ND		ug/L	0.53	0.30	1.1	382462	09/20/25	09/21/25	MES

Results for any subcontracted analyses are not included in this section.

ENTHALPY ANALYTICAL

Analysis Results for 542490

542490-001 Analyte	Result	Qual	Units	RL	MDL	DF	Batch	Prepared	Analyzed	Chemist
Aroclor-1248	ND		ug/L	0.53	0.25	1.1	382462	09/20/25	09/21/25	MES
Aroclor-1254	ND		ug/L	0.53	0.28	1.1	382462	09/20/25	09/21/25	MES
Aroclor-1260	ND		ug/L	0.53	0.34	1.1	382462	09/20/25	09/21/25	MES
Aroclor-1262	ND		ug/L	0.53	0.31	1.1	382462	09/20/25	09/21/25	MES
Aroclor-1268	ND		ug/L	0.53	0.27	1.1	382462	09/20/25	09/21/25	MES
Surrogates				**Limits**						
Decachlorobiphenyl (PCB)	66%		%REC	28-138		1.1	382462	09/20/25	09/21/25	MES
Method: EPA 8260B Prep Method: EPA 5030B										
Carbon Disulfide	ND		ug/L	5.0	0.1	1	382436	09/20/25	09/20/25	LYZ
Chloroprene	ND		ug/L	200	2.7	1	382436	09/20/25	09/20/25	LYZ
3-Chloropropene	ND		ug/L	5.0	0.2	1	382436	09/20/25	09/20/25	LYZ
Ethyl methacrylate	ND		ug/L	50	3.9	1	382436	09/20/25	09/20/25	LYZ
Ethanol	ND		ug/L	500	160	1	382436	09/20/25	09/20/25	LYZ
2-Hexanone	ND		ug/L	5.0	1.3	1	382436	09/20/25	09/20/25	LYZ
Isopropanol (IPA)	ND		ug/L	200	96	1	382436	09/20/25	09/20/25	LYZ
Methyl acrylonitrile	ND		ug/L	35	4.2	1	382436	09/20/25	09/20/25	LYZ
Vinyl Acetate	ND		ug/L	50	3.2	1	382436	09/20/25	09/20/25	LYZ
Acrolein	ND		ug/L	200	2.6	1	382436	09/20/25	09/20/25	LYZ
Acrylonitrile	ND		ug/L	10	0.7	1	382436	09/20/25	09/20/25	LYZ
Freon 12	ND		ug/L	5.0	0.2	1	382436	09/20/25	09/20/25	LYZ
Chloromethane	ND		ug/L	5.0	0.09	1	382436	09/20/25	09/20/25	LYZ
Vinyl Chloride	ND		ug/L	5.0	0.1	1	382436	09/20/25	09/20/25	LYZ
Bromomethane	ND		ug/L	5.0	0.1	1	382436	09/20/25	09/20/25	LYZ
Chloroethane	ND		ug/L	5.0	0.1	1	382436	09/20/25	09/20/25	LYZ
Trichlorofluoromethane	ND		ug/L	5.0	0.1	1	382436	09/20/25	09/20/25	LYZ
Iodomethane	ND		ug/L	5.0		1	382436	09/20/25	09/20/25	LYZ
Acetone	**29**	J	ug/L	100	14	1	382436	09/20/25	09/20/25	LYZ
Freon 113	ND		ug/L	5.0	0.1	1	382436	09/20/25	09/20/25	LYZ
1,1-Dichloroethene	ND		ug/L	5.0	0.1	1	382436	09/20/25	09/20/25	LYZ
Methylene Chloride	ND		ug/L	10	0.2	1	382436	09/20/25	09/20/25	LYZ
MTBE	ND		ug/L	5.0	0.1	1	382436	09/20/25	09/20/25	LYZ
trans-1,2-Dichloroethene	ND		ug/L	5.0	0.1	1	382436	09/20/25	09/20/25	LYZ
1,1-Dichloroethane	ND		ug/L	5.0	0.09	1	382436	09/20/25	09/20/25	LYZ
2-Butanone	**12**		ug/L	10	1.3	1	382436	09/20/25	09/20/25	LYZ
cis-1,2-Dichloroethene	ND		ug/L	5.0	0.1	1	382436	09/20/25	09/20/25	LYZ
2,2-Dichloropropane	ND		ug/L	5.0	0.2	1	382436	09/20/25	09/20/25	LYZ
Chloroform	ND		ug/L	5.0	0.08	1	382436	09/20/25	09/20/25	LYZ
Bromochloromethane	ND		ug/L	5.0	0.1	1	382436	09/20/25	09/20/25	LYZ
1,1,1-Trichloroethane	ND		ug/L	5.0	0.1	1	382436	09/20/25	09/20/25	LYZ
1,1-Dichloropropene	ND		ug/L	5.0	0.1	1	382436	09/20/25	09/20/25	LYZ
Carbon Tetrachloride	ND		ug/L	5.0	0.1	1	382436	09/20/25	09/20/25	LYZ
1,2-Dichloroethane	ND		ug/L	5.0	0.2	1	382436	09/20/25	09/20/25	LYZ
Benzene	ND		ug/L	1.0	0.1	1	382436	09/20/25	09/20/25	LYZ
Trichloroethene	ND		ug/L	5.0	0.1	1	382436	09/20/25	09/20/25	LYZ
1,2-Dichloropropane	ND		ug/L	5.0	0.09	1	382436	09/20/25	09/20/25	LYZ
Bromodichloromethane	ND		ug/L	5.0	0.07	1	382436	09/20/25	09/20/25	LYZ
Dibromomethane	ND		ug/L	5.0	0.1	1	382436	09/20/25	09/20/25	LYZ
4-Methyl-2-Pentanone	ND		ug/L	10	1.0	1	382436	09/20/25	09/20/25	LYZ
cis-1,3-Dichloropropene	ND		ug/L	5.0	0.1	1	382436	09/20/25	09/20/25	LYZ
Toluene	ND		ug/L	5.0	0.1	1	382436	09/20/25	09/20/25	LYZ
trans-1,3-Dichloropropene	ND		ug/L	5.0	0.09	1	382436	09/20/25	09/20/25	LYZ

Results for any subcontracted analyses are not included in this section.

ENTHALPY ANALYTICAL

Analysis Results for 542490

542490-001 Analyte	Result	Qual	Units	RL	MDL	DF	Batch	Prepared	Analyzed	Chemist
1,1,2-Trichloroethane	ND		ug/L	5.0	0.1	1	382436	09/20/25	09/20/25	LYZ
1,3-Dichloropropane	ND		ug/L	5.0	0.07	1	382436	09/20/25	09/20/25	LYZ
Tetrachloroethene	ND		ug/L	5.0	0.2	1	382436	09/20/25	09/20/25	LYZ
Dibromochloromethane	ND		ug/L	5.0	0.1	1	382436	09/20/25	09/20/25	LYZ
1,2-Dibromoethane	ND		ug/L	5.0	0.1	1	382436	09/20/25	09/20/25	LYZ
Chlorobenzene	ND		ug/L	5.0	0.1	1	382436	09/20/25	09/20/25	LYZ
1,1,1,2-Tetrachloroethane	ND		ug/L	5.0	0.07	1	382436	09/20/25	09/20/25	LYZ
Ethylbenzene	ND		ug/L	5.0	0.1	1	382436	09/20/25	09/20/25	LYZ
m,p-Xylenes	ND		ug/L	5.0	0.2	1	382436	09/20/25	09/20/25	LYZ
o-Xylene	ND		ug/L	5.0	0.1	1	382436	09/20/25	09/20/25	LYZ
Styrene	ND		ug/L	5.0	0.1	1	382436	09/20/25	09/20/25	LYZ
Bromoform	ND		ug/L	5.0	0.06	1	382436	09/20/25	09/20/25	LYZ
Isopropylbenzene	ND		ug/L	5.0	0.1	1	382436	09/20/25	09/20/25	LYZ
1,1,2,2-Tetrachloroethane	ND		ug/L	5.0	0.1	1	382436	09/20/25	09/20/25	LYZ
1,2,3-Trichloropropane	ND		ug/L	5.0	0.3	1	382436	09/20/25	09/20/25	LYZ
Propylbenzene	ND		ug/L	5.0	0.1	1	382436	09/20/25	09/20/25	LYZ
Bromobenzene	ND		ug/L	5.0	0.1	1	382436	09/20/25	09/20/25	LYZ
1,3,5-Trimethylbenzene	ND		ug/L	5.0	0.1	1	382436	09/20/25	09/20/25	LYZ
2-Chlorotoluene	ND		ug/L	5.0	0.1	1	382436	09/20/25	09/20/25	LYZ
4-Chlorotoluene	ND		ug/L	5.0	0.2	1	382436	09/20/25	09/20/25	LYZ
tert-Butylbenzene	ND		ug/L	5.0	0.1	1	382436	09/20/25	09/20/25	LYZ
1,2,4-Trimethylbenzene	ND		ug/L	5.0	0.1	1	382436	09/20/25	09/20/25	LYZ
sec-Butylbenzene	ND		ug/L	5.0	0.2	1	382436	09/20/25	09/20/25	LYZ
para-Isopropyl Toluene	ND		ug/L	5.0	0.2	1	382436	09/20/25	09/20/25	LYZ
1,3-Dichlorobenzene	ND		ug/L	5.0	0.1	1	382436	09/20/25	09/20/25	LYZ
1,4-Dichlorobenzene	ND		ug/L	5.0	0.2	1	382436	09/20/25	09/20/25	LYZ
n-Butylbenzene	ND		ug/L	5.0	0.1	1	382436	09/20/25	09/20/25	LYZ
1,2-Dichlorobenzene	ND		ug/L	5.0	0.1	1	382436	09/20/25	09/20/25	LYZ
1,2-Dibromo-3-Chloropropane	ND		ug/L	5.0	0.6	1	382436	09/20/25	09/20/25	LYZ
1,2,4-Trichlorobenzene	ND		ug/L	5.0	0.3	1	382436	09/20/25	09/20/25	LYZ
Hexachlorobutadiene	ND		ug/L	5.0	0.3	1	382436	09/20/25	09/20/25	LYZ
1,2,3-Trichlorobenzene	ND		ug/L	5.0	0.3	1	382436	09/20/25	09/20/25	LYZ
cis-1,4-Dichloro-2-butene	ND		ug/L	5.0	0.3	1	382436	09/20/25	09/20/25	LYZ
trans-1,4-Dichloro-2-butene	ND		ug/L	5.0	0.3	1	382436	09/20/25	09/20/25	LYZ
Xylene (total)	ND		ug/L	5.0		1	382436	09/20/25	09/20/25	LYZ
Surrogates				**Limits**						
Dibromofluoromethane	102%		%REC	70-130		1	382436	09/20/25	09/20/25	LYZ
1,2-Dichloroethane-d4	103%		%REC	70-130		1	382436	09/20/25	09/20/25	LYZ
Toluene-d8	102%		%REC	70-130		1	382436	09/20/25	09/20/25	LYZ
Bromofluorobenzene	95%		%REC	70-130		1	382436	09/20/25	09/20/25	LYZ
Method: EPA 8270C-SIM Prep Method: EPA 3535										
1,4-Dioxane	**12**		ug/L	1.0	0.87	1	382415	09/19/25	09/21/25	TJW
Surrogates				**Limits**						
1,4-Dioxane-d8 (SUR)	100%		%REC	80-120		1	382415	09/19/25	09/21/25	TJW
Method: EPA 8270C Prep Method: EPA 3510C										
Carbazole	ND		ug/L	9.4	1.8	0.94	382347	09/19/25	09/20/25	ZFA
N-Nitrosodimethylamine	ND		ug/L	9.4	2.6	0.94	382347	09/19/25	09/20/25	ZFA
Aniline	ND		ug/L	9.4	3.0	0.94	382347	09/19/25	09/20/25	ZFA

Results for any subcontracted analyses are not included in this section.

ENTHALPY ANALYTICAL

Analysis Results for 542490

542490-001 Analyte	Result	Qual	Units	RL	MDL	DF	Batch	Prepared	Analyzed	Chemist
bis(2-Chloroethyl)ether	ND		ug/L	24	3.7	0.94	382347	09/19/25	09/20/25	ZFA
2-Chlorophenol	ND		ug/L	9.4	3.6	0.94	382347	09/19/25	09/20/25	ZFA
1,3-Dichlorobenzene	ND		ug/L	9.4	3.8	0.94	382347	09/19/25	09/20/25	ZFA
1,4-Dichlorobenzene	ND		ug/L	9.4	3.9	0.94	382347	09/19/25	09/20/25	ZFA
Benzyl alcohol	ND		ug/L	24	4.9	0.94	382347	09/19/25	09/20/25	ZFA
1,2-Dichlorobenzene	ND		ug/L	9.4	3.7	0.94	382347	09/19/25	09/20/25	ZFA
bis(2-Chloroisopropyl) ether	ND		ug/L	9.4	4.1	0.94	382347	09/19/25	09/20/25	ZFA
N-Nitroso-di-n-propylamine	ND		ug/L	9.4	3.9	0.94	382347	09/19/25	09/20/25	ZFA
Hexachloroethane	ND		ug/L	9.4	3.5	0.94	382347	09/19/25	09/20/25	ZFA
Nitrobenzene	ND		ug/L	24	7.9	0.94	382347	09/19/25	09/20/25	ZFA
Isophorone	ND		ug/L	9.4	4.0	0.94	382347	09/19/25	09/20/25	ZFA
2-Nitrophenol	ND		ug/L	9.4	4.3	0.94	382347	09/19/25	09/20/25	ZFA
2,4-Dimethylphenol	ND		ug/L	9.4	3.5	0.94	382347	09/19/25	09/20/25	ZFA
bis(2-Chloroethoxy)methane	ND		ug/L	9.4	3.7	0.94	382347	09/19/25	09/20/25	ZFA
2,4-Dichlorophenol	ND		ug/L	9.4	4.1	0.94	382347	09/19/25	09/20/25	ZFA
1,2,4-Trichlorobenzene	ND		ug/L	9.4	3.8	0.94	382347	09/19/25	09/20/25	ZFA
4-Chloroaniline	ND		ug/L	9.4	3.4	0.94	382347	09/19/25	09/20/25	ZFA
Hexachlorobutadiene	ND		ug/L	9.4	3.1	0.94	382347	09/19/25	09/20/25	ZFA
4-Chloro-3-methylphenol	ND		ug/L	9.4	3.7	0.94	382347	09/19/25	09/20/25	ZFA
2-Methylnaphthalene	ND		ug/L	9.4	3.4	0.94	382347	09/19/25	09/20/25	ZFA
Hexachlorocyclopentadiene	ND		ug/L	24	9.7	0.94	382347	09/19/25	09/20/25	ZFA
2,4,6-Trichlorophenol	ND		ug/L	9.4	4.2	0.94	382347	09/19/25	09/20/25	ZFA
2,4,5-Trichlorophenol	ND		ug/L	9.4	3.8	0.94	382347	09/19/25	09/20/25	ZFA
2-Chloronaphthalene	ND		ug/L	9.4	3.7	0.94	382347	09/19/25	09/20/25	ZFA
2-Nitroaniline	ND		ug/L	47	3.2	0.94	382347	09/19/25	09/20/25	ZFA
Dimethylphthalate	ND		ug/L	9.4	3.8	0.94	382347	09/19/25	09/20/25	ZFA
Acenaphthylene	ND		ug/L	9.4	4.5	0.94	382347	09/19/25	09/20/25	ZFA
2,6-Dinitrotoluene	ND		ug/L	9.4	3.7	0.94	382347	09/19/25	09/20/25	ZFA
3-Nitroaniline	ND		ug/L	9.4	3.4	0.94	382347	09/19/25	09/20/25	ZFA
Acenaphthene	ND		ug/L	9.4	3.4	0.94	382347	09/19/25	09/20/25	ZFA
2,4-Dinitrophenol	ND		ug/L	47	7.2	0.94	382347	09/19/25	09/20/25	ZFA
4-Nitrophenol	ND		ug/L	9.4	5.3	0.94	382347	09/19/25	09/20/25	ZFA
Dibenzofuran	ND		ug/L	9.4	3.4	0.94	382347	09/19/25	09/20/25	ZFA
2,4-Dinitrotoluene	ND		ug/L	9.4	3.1	0.94	382347	09/19/25	09/20/25	ZFA
Diethylphthalate	ND		ug/L	9.4	2.9	0.94	382347	09/19/25	09/20/25	ZFA
Fluorene	ND		ug/L	9.4	3.2	0.94	382347	09/19/25	09/20/25	ZFA
4-Chlorophenyl-phenylether	ND		ug/L	9.4	3.5	0.94	382347	09/19/25	09/20/25	ZFA
4-Nitroaniline	ND		ug/L	9.4	3.0	0.94	382347	09/19/25	09/20/25	ZFA
4,6-Dinitro-2-methylphenol	ND		ug/L	47	12	0.94	382347	09/19/25	09/20/25	ZFA
N-Nitrosodiphenylamine	ND		ug/L	9.4	5.5	0.94	382347	09/19/25	09/20/25	ZFA
1,2-diphenylhydrazine (as azobenzene)	ND		ug/L	9.4	3.6	0.94	382347	09/19/25	09/20/25	ZFA
4-Bromophenyl-phenylether	ND		ug/L	9.4	3.8	0.94	382347	09/19/25	09/20/25	ZFA
Hexachlorobenzene	ND		ug/L	9.4	3.4	0.94	382347	09/19/25	09/20/25	ZFA
Pentachlorophenol	ND		ug/L	24	3.0	0.94	382347	09/19/25	09/20/25	ZFA
Phenanthrene	ND		ug/L	9.4	2.5	0.94	382347	09/19/25	09/20/25	ZFA
Anthracene	ND		ug/L	9.4	2.5	0.94	382347	09/19/25	09/20/25	ZFA
Di-n-butylphthalate	ND		ug/L	9.4	1.6	0.94	382347	09/19/25	09/20/25	ZFA
Fluoranthene	ND		ug/L	9.4	1.5	0.94	382347	09/19/25	09/20/25	ZFA
Benzidine	ND		ug/L	47	14	0.94	382347	09/19/25	09/20/25	ZFA
Pyrene	ND		ug/L	9.4	1.8	0.94	382347	09/19/25	09/20/25	ZFA
Butylbenzylphthalate	**3.1**	J	ug/L	9.4	2.0	0.94	382347	09/19/25	09/20/25	ZFA

Results for any subcontracted analyses are not included in this section.

ENTHALPY ANALYTICAL

Analysis Results for 542490

542490-001 Analyte	Result	Qual	Units	RL	MDL	DF	Batch	Prepared	Analyzed	Chemist
3,3'-Dichlorobenzidine	ND		ug/L	24	3.3	0.94	382347	09/19/25	09/20/25	ZFA
Benzo(a)anthracene	ND		ug/L	9.4	0.93	0.94	382347	09/19/25	09/20/25	ZFA
Chrysene	ND		ug/L	9.4	1.2	0.94	382347	09/19/25	09/20/25	ZFA
bis(2-Ethylhexyl)phthalate	ND		ug/L	9.4	3.1	0.94	382347	09/19/25	09/20/25	ZFA
Di-n-octylphthalate	ND		ug/L	9.4	1.2	0.94	382347	09/19/25	09/20/25	ZFA
Benzo(b)fluoranthene	ND		ug/L	9.4	1.1	0.94	382347	09/19/25	09/20/25	ZFA
Benzo(k)fluoranthene	ND		ug/L	9.4	1.3	0.94	382347	09/19/25	09/20/25	ZFA
Benzo(a)pyrene	ND		ug/L	9.4	1.3	0.94	382347	09/19/25	09/20/25	ZFA
Indeno(1,2,3-cd)pyrene	ND		ug/L	9.4	1.1	0.94	382347	09/19/25	09/20/25	ZFA
Dibenz(a,h)anthracene	ND		ug/L	9.4	1.4	0.94	382347	09/19/25	09/20/25	ZFA
Benzo(g,h,i)perylene	ND		ug/L	9.4	1.4	0.94	382347	09/19/25	09/20/25	ZFA
Surrogates				**Limits**						
2-Fluorophenol	34%		%REC	15-120		0.94	382347	09/19/25	09/20/25	ZFA
Phenol-d6	29%		%REC	15-120		0.94	382347	09/19/25	09/20/25	ZFA
2,4,6-Tribromophenol	84%		%REC	15-140		0.94	382347	09/19/25	09/20/25	ZFA
Nitrobenzene-d5	56%		%REC	15-123		0.94	382347	09/19/25	09/20/25	ZFA
2-Fluorobiphenyl	56%		%REC	15-120		0.94	382347	09/19/25	09/20/25	ZFA
Terphenyl-d14	76%		%REC	15-120		0.94	382347	09/19/25	09/20/25	ZFA
Method: SM 4500-CN-E Prep Method: METHOD										
Cyanide	**0.0020**	J	mg/L	0.0050	0.0017	0.5	382786	09/24/25	09/26/25	CKN
Method: SM 4500-S2-D Prep Method: METHOD										
Sulfide	ND		mg/L	0.10		1	382564	09/22/25	09/22/25	LVL
Method: SM 5310B Prep Method: SM 5310B										
Total Organic Carbon	**34**		mg/L	1.0	0.49	1	382325	09/18/25	09/19/25	ARM
Method: SM 9221B Prep Method: METHOD										
Coliform, Total	**>1,600**	H	MPN/100ml	1.8		1	382377	09/18/25 17:36	09/20/25 18:03	LXT
Method: SM 9221F										
Coliform, E. Coli	**>1,600**	H	MPN/100ml	1.8		1	382377	09/18/25 17:36	09/20/25 18:03	LXT
Method: SM2130B										
Turbidity	**20**		NTU	0.20	0.12	1	382324	09/18/25 19:21	09/18/25 19:21	TRR
Method: SM2320B Prep Method: METHOD										
Bicarbonate	**64**		mg/L	3.0		1.3	382459	09/20/25	09/20/25	WWC
Alkalinity, Total as CaCO3	**52**		mg/L	2.5		1.3	382459	09/20/25	09/20/25	WWC
Method: SM2510B Prep Method: METHOD										
Specific Conductance	**290**		umhos/cm	1.0		1	382578	09/22/25	09/22/25	RDL
Method: SM2540C Prep Method: METHOD										
Total Dissolved Solids	**240**		mg/L	20		2	382577	09/22/25	09/23/25	RDL
Method: SM2540D Prep Method: METHOD										
Total Suspended Solids	**28**		mg/L	0.5		1	382466	09/20/25	09/22/25	TRR

Results for any subcontracted analyses are not included in this section.

ENTHALPY ANALYTICAL

Analysis Results for 542490

542490-001 Analyte	Result	Qual	Units	RL	MDL	DF	Batch	Prepared	Analyzed	Chemist
Method: SM5210B Prep Method: METHOD										
Biochemical Oxygen Demand	**31**		mg/L	3.0		1	382353	09/19/25 12:32	09/24/25 12:18	ARM
Method: SM5220D Prep Method: METHOD										
Chemical Oxygen Demand	**99**		mg/L	4.0	2.0	1	382863	09/25/25	09/25/25	ARM

Results for any subcontracted analyses are not included in this section.

ENTHALPY ANALYTICAL

Analysis Results for 542490

Sample ID:	Lab ID: 542490-002	Collected: 09/18/25 08:45
SOUTH BASIN - EASTERN INLET	Matrix: Water	

542490-002 Analyte	Result	Qual	Units	RL	MDL	DF	Batch	Prepared	Analyzed	Chemist
Method: EPA 1664A Prep Method: METHOD										
Total Oil and Grease	**7.2**		mg/L	5.0	0.96	0.99	383073	09/28/25	09/29/25	JAG
Method: EPA 200.7 Prep Method: EPA 3015A										
Calcium	**230**		mg/L	1.0	0.57	1	382392	09/19/25	09/19/25	KAM
Iron	**30**		mg/L	0.10	0.041	1	382392	09/19/25	09/19/25	KAM
Magnesium	**48**		mg/L	0.10	0.025	1	382392	09/19/25	09/19/25	KAM
Potassium	**14**		mg/L	0.50	0.42	1	382392	09/19/25	09/19/25	KAM
Sodium	**110**		mg/L	0.50	0.34	1	382392	09/19/25	09/19/25	KAM
Method: EPA 200.8 Prep Method: EPA 3015A										
Antimony	**1.6**	J	ug/L	2.0	0.31	1	382402	09/19/25	09/19/25	KAM
Arsenic	**31**		ug/L	2.0	0.22	1	382402	09/19/25	09/19/25	KAM
Barium	**1,100**		ug/L	50	4.6	10	382402	09/19/25	09/19/25	KAM
Beryllium	**4.5**		ug/L	1.0	0.076	1	382402	09/19/25	09/19/25	KAM
Boron	**530**		ug/L	100	56	10	382402	09/19/25	09/19/25	KAM
Cadmium	**6.0**		ug/L	1.0	0.26	1	382402	09/19/25	09/19/25	KAM
Chromium	**46**		ug/L	5.0	0.34	1	382402	09/19/25	09/19/25	KAM
Cobalt	**40**		ug/L	1.0	0.074	1	382402	09/19/25	09/19/25	KAM
Copper	**130**		ug/L	5.0	2.0	1	382402	09/19/25	09/19/25	KAM
Lead	**110**		ug/L	5.0	0.16	1	382402	09/19/25	09/19/25	KAM
Manganese	**3,500**		ug/L	100	43	10	382402	09/19/25	09/19/25	KAM
Nickel	**65**		ug/L	5.0	0.84	1	382402	09/19/25	09/19/25	KAM
Selenium	**5.0**	J	ug/L	10	5.0	1	382402	09/19/25	09/22/25	KAM
Silver	ND		ug/L	5.0	0.51	1	382402	09/19/25	09/19/25	KAM
Thallium	**0.31**	J	ug/L	1.0	0.19	1	382402	09/19/25	09/19/25	KAM
Tin	ND		ug/L	5.0	0.49	1	382402	09/19/25	09/19/25	KAM
Vanadium	**110**		ug/L	5.0	0.36	1	382402	09/19/25	09/19/25	KAM
Zinc	**850**		ug/L	10	7.4	1	382402	09/19/25	09/19/25	KAM
Method: EPA 245.1 Prep Method: EPA 245.1										
Mercury	**0.13**	J	ug/L	0.40	0.032	1	382351	09/19/25	09/19/25	MLL
Method: EPA 300.0 Prep Method: METHOD										
Fluoride	**0.57**		mg/L	0.20	0.073	1	382322	09/18/25 20:30	09/19/25 09:20	KUM
Chloride	**83**		mg/L	1.0	0.27	1	382322	09/18/25 20:30	09/19/25 09:20	KUM
Nitrogen, Nitrite	ND		mg/L	0.10	0.02	1	382322	09/18/25 20:30	09/19/25 09:20	KUM
Bromide	**0.21**	J	mg/L	0.30	0.060	1	382322	09/18/25 20:30	09/19/25 09:20	KUM
Nitrogen, Nitrate	**2.1**		mg/L	0.10	0.05	1	382322	09/18/25 20:30	09/19/25 09:20	KUM
Sulfate	**270**		mg/L	10	1.8	10	382322	09/18/25 20:30	09/19/25 11:19	KUM

Results for any subcontracted analyses are not included in this section.

ENTHALPY ANALYTICAL

Analysis Results for 542490

542490-002 Analyte	Result	Qual	Units	RL	MDL	DF	Batch	Prepared	Analyzed	Chemist
Method: EPA 350.1 Prep Method: METHOD										
Ammonia-N	**0.15**		mg/L	0.10	0.050	1	382894	09/25/25	09/29/25	JAK
Method: EPA 420.1 Prep Method: METHOD										
Total Phenolics	**0.0050**	J	mg/L	0.010	0.0047	1	382769	09/24/25	09/24/25	LVL
Method: EPA 625.1 Prep Method: EPA 3510C										
Pyridine	ND		ug/L	9.4	1.6	0.94	382347	09/19/25	09/20/25	ZFA
Phenol	ND		ug/L	9.4	1.6	0.94	382347	09/19/25	09/20/25	ZFA
2-Methylphenol	ND		ug/L	9.4	3.1	0.94	382347	09/19/25	09/20/25	ZFA
3-,4-Methylphenol	ND		ug/L	9.4	2.9	0.94	382347	09/19/25	09/20/25	ZFA
Benzoic acid	**9.2**	B,J	ug/L	47	7.2	0.94	382347	09/19/25	09/20/25	ZFA
Naphthalene	ND		ug/L	9.4	3.6	0.94	382347	09/19/25	09/20/25	ZFA
Cresol	ND		ug/L	9.4		0.94	382347	09/19/25	09/20/25	ZFA
Method: EPA 8081A Prep Method: EPA 3510C										
alpha-BHC	ND		ug/L	0.05	0.01	0.97	382462	09/20/25	09/21/25	MES
beta-BHC	ND		ug/L	0.05	0.01	0.97	382462	09/20/25	09/21/25	MES
gamma-BHC	ND		ug/L	0.05	0.009	0.97	382462	09/20/25	09/21/25	MES
delta-BHC	ND		ug/L	0.05	0.01	0.97	382462	09/20/25	09/21/25	MES
Heptachlor	ND		ug/L	0.05	0.01	0.97	382462	09/20/25	09/21/25	MES
Aldrin	ND		ug/L	0.05	0.01	0.97	382462	09/20/25	09/21/25	MES
Heptachlor epoxide	ND		ug/L	0.05	0.009	0.97	382462	09/20/25	09/21/25	MES
Endosulfan I	ND		ug/L	0.05	0.01	0.97	382462	09/20/25	09/21/25	MES
Dieldrin	ND		ug/L	0.1	0.01	0.97	382462	09/20/25	09/21/25	MES
4,4'-DDE	ND		ug/L	0.1	0.01	0.97	382462	09/20/25	09/21/25	MES
Endrin	ND		ug/L	0.1	0.01	0.97	382462	09/20/25	09/21/25	MES
Endosulfan II	ND		ug/L	0.1	0.02	0.97	382462	09/20/25	09/21/25	MES
Endosulfan sulfate	ND		ug/L	0.1	0.01	0.97	382462	09/20/25	09/21/25	MES
4,4'-DDD	ND		ug/L	0.1	0.01	0.97	382462	09/20/25	09/21/25	MES
Endrin aldehyde	ND		ug/L	0.1	0.02	0.97	382462	09/20/25	09/21/25	MES
Endrin ketone	ND		ug/L	0.1	0.02	0.97	382462	09/20/25	09/21/25	MES
4,4'-DDT	ND		ug/L	0.1	0.04	0.97	382462	09/20/25	09/21/25	MES
Methoxychlor	ND		ug/L	0.1	0.03	0.97	382462	09/20/25	09/21/25	MES
Toxaphene	ND		ug/L	1.9	0.4	0.97	382462	09/20/25	09/21/25	MES
Chlordane (Technical)	ND		ug/L	1.0	0.2	0.97	382462	09/20/25	09/21/25	MES
Surrogates				**Limits**						
TCMX	84%		%REC	29-120		0.97	382462	09/20/25	09/21/25	MES
Decachlorobiphenyl	84%		%REC	33-132		0.97	382462	09/20/25	09/21/25	MES
Method: EPA 8082 Prep Method: EPA 3510C										
Aroclor-1016	ND		ug/L	0.48	0.29	0.97	382462	09/20/25	09/21/25	MES
Aroclor-1221	ND		ug/L	0.48	0.45	0.97	382462	09/20/25	09/21/25	MES
Aroclor-1232	ND		ug/L	0.48	0.26	0.97	382462	09/20/25	09/21/25	MES
Aroclor-1242	ND		ug/L	0.48	0.28	0.97	382462	09/20/25	09/21/25	MES
Aroclor-1248	ND		ug/L	0.48	0.23	0.97	382462	09/20/25	09/21/25	MES
Aroclor-1254	ND		ug/L	0.48	0.26	0.97	382462	09/20/25	09/21/25	MES
Aroclor-1260	ND		ug/L	0.48	0.31	0.97	382462	09/20/25	09/21/25	MES
Aroclor-1262	ND		ug/L	0.48	0.28	0.97	382462	09/20/25	09/21/25	MES
Aroclor-1268	ND		ug/L	0.48	0.25	0.97	382462	09/20/25	09/21/25	MES

Results for any subcontracted analyses are not included in this section.

ENTHALPY ANALYTICAL

Analysis Results for 542490

542490-002 Analyte	Result	Qual	Units	RL	MDL	DF	Batch	Prepared	Analyzed	Chemist
Surrogates				**Limits**						
Decachlorobiphenyl (PCB)	90%		%REC	28-138		0.97	382462	09/20/25	09/21/25	MES
Method: EPA 8260B Prep Method: EPA 5030B										
Carbon Disulfide	ND		ug/L	5.0	0.1	1	382436	09/20/25	09/20/25	LYZ
Chloroprene	ND		ug/L	200	2.7	1	382436	09/20/25	09/20/25	LYZ
3-Chloropropene	ND		ug/L	5.0	0.2	1	382436	09/20/25	09/20/25	LYZ
Ethyl methacrylate	ND		ug/L	50	3.9	1	382436	09/20/25	09/20/25	LYZ
Ethanol	ND		ug/L	500	160	1	382436	09/20/25	09/20/25	LYZ
2-Hexanone	ND		ug/L	5.0	1.3	1	382436	09/20/25	09/20/25	LYZ
Isopropanol (IPA)	ND		ug/L	200	96	1	382436	09/20/25	09/20/25	LYZ
Methyl acrylonitrile	ND		ug/L	35	4.2	1	382436	09/20/25	09/20/25	LYZ
Vinyl Acetate	ND		ug/L	50	3.2	1	382436	09/20/25	09/20/25	LYZ
Acrolein	ND		ug/L	200	2.6	1	382436	09/20/25	09/20/25	LYZ
Acrylonitrile	ND		ug/L	10	0.7	1	382436	09/20/25	09/20/25	LYZ
Freon 12	ND		ug/L	5.0	0.2	1	382436	09/20/25	09/20/25	LYZ
Chloromethane	ND		ug/L	5.0	0.09	1	382436	09/20/25	09/20/25	LYZ
Vinyl Chloride	ND		ug/L	5.0	0.1	1	382436	09/20/25	09/20/25	LYZ
Bromomethane	ND		ug/L	5.0	0.1	1	382436	09/20/25	09/20/25	LYZ
Chloroethane	ND		ug/L	5.0	0.1	1	382436	09/20/25	09/20/25	LYZ
Trichlorofluoromethane	ND		ug/L	5.0	0.1	1	382436	09/20/25	09/20/25	LYZ
Iodomethane	ND		ug/L	5.0		1	382436	09/20/25	09/20/25	LYZ
Acetone	ND		ug/L	100	14	1	382436	09/20/25	09/20/25	LYZ
Freon 113	ND		ug/L	5.0	0.1	1	382436	09/20/25	09/20/25	LYZ
1,1-Dichloroethene	ND		ug/L	5.0	0.1	1	382436	09/20/25	09/20/25	LYZ
Methylene Chloride	ND		ug/L	10	0.2	1	382436	09/20/25	09/20/25	LYZ
MTBE	ND		ug/L	5.0	0.1	1	382436	09/20/25	09/20/25	LYZ
trans-1,2-Dichloroethene	ND		ug/L	5.0	0.1	1	382436	09/20/25	09/20/25	LYZ
1,1-Dichloroethane	ND		ug/L	5.0	0.09	1	382436	09/20/25	09/20/25	LYZ
2-Butanone	ND		ug/L	10	1.3	1	382436	09/20/25	09/20/25	LYZ
cis-1,2-Dichloroethene	ND		ug/L	5.0	0.1	1	382436	09/20/25	09/20/25	LYZ
2,2-Dichloropropane	ND		ug/L	5.0	0.2	1	382436	09/20/25	09/20/25	LYZ
Chloroform	ND		ug/L	5.0	0.08	1	382436	09/20/25	09/20/25	LYZ
Bromochloromethane	ND		ug/L	5.0	0.1	1	382436	09/20/25	09/20/25	LYZ
1,1,1-Trichloroethane	ND		ug/L	5.0	0.1	1	382436	09/20/25	09/20/25	LYZ
1,1-Dichloropropene	ND		ug/L	5.0	0.1	1	382436	09/20/25	09/20/25	LYZ
Carbon Tetrachloride	ND		ug/L	5.0	0.1	1	382436	09/20/25	09/20/25	LYZ
1,2-Dichloroethane	ND		ug/L	5.0	0.2	1	382436	09/20/25	09/20/25	LYZ
Benzene	ND		ug/L	1.0	0.1	1	382436	09/20/25	09/20/25	LYZ
Trichloroethene	ND		ug/L	5.0	0.1	1	382436	09/20/25	09/20/25	LYZ
1,2-Dichloropropane	ND		ug/L	5.0	0.09	1	382436	09/20/25	09/20/25	LYZ
Bromodichloromethane	ND		ug/L	5.0	0.07	1	382436	09/20/25	09/20/25	LYZ
Dibromomethane	ND		ug/L	5.0	0.1	1	382436	09/20/25	09/20/25	LYZ
4-Methyl-2-Pentanone	ND		ug/L	10	1.0	1	382436	09/20/25	09/20/25	LYZ
cis-1,3-Dichloropropene	ND		ug/L	5.0	0.1	1	382436	09/20/25	09/20/25	LYZ
Toluene	ND		ug/L	5.0	0.1	1	382436	09/20/25	09/20/25	LYZ
trans-1,3-Dichloropropene	ND		ug/L	5.0	0.09	1	382436	09/20/25	09/20/25	LYZ
1,1,2-Trichloroethane	ND		ug/L	5.0	0.1	1	382436	09/20/25	09/20/25	LYZ
1,3-Dichloropropane	ND		ug/L	5.0	0.07	1	382436	09/20/25	09/20/25	LYZ
Tetrachloroethene	ND		ug/L	5.0	0.2	1	382436	09/20/25	09/20/25	LYZ
Dibromochloromethane	ND		ug/L	5.0	0.1	1	382436	09/20/25	09/20/25	LYZ
1,2-Dibromoethane	ND		ug/L	5.0	0.1	1	382436	09/20/25	09/20/25	LYZ

Results for any subcontracted analyses are not included in this section.

ENTHALPY ANALYTICAL

Analysis Results for 542490

542490-002 Analyte	Result	Qual	Units	RL	MDL	DF	Batch	Prepared	Analyzed	Chemist
Chlorobenzene	ND		ug/L	5.0	0.1	1	382436	09/20/25	09/20/25	LYZ
1,1,1,2-Tetrachloroethane	ND		ug/L	5.0	0.07	1	382436	09/20/25	09/20/25	LYZ
Ethylbenzene	ND		ug/L	5.0	0.1	1	382436	09/20/25	09/20/25	LYZ
m,p-Xylenes	ND		ug/L	5.0	0.2	1	382436	09/20/25	09/20/25	LYZ
o-Xylene	ND		ug/L	5.0	0.1	1	382436	09/20/25	09/20/25	LYZ
Styrene	ND		ug/L	5.0	0.1	1	382436	09/20/25	09/20/25	LYZ
Bromoform	ND		ug/L	5.0	0.06	1	382436	09/20/25	09/20/25	LYZ
Isopropylbenzene	ND		ug/L	5.0	0.1	1	382436	09/20/25	09/20/25	LYZ
1,1,2,2-Tetrachloroethane	ND		ug/L	5.0	0.1	1	382436	09/20/25	09/20/25	LYZ
1,2,3-Trichloropropane	ND		ug/L	5.0	0.3	1	382436	09/20/25	09/20/25	LYZ
Propylbenzene	ND		ug/L	5.0	0.1	1	382436	09/20/25	09/20/25	LYZ
Bromobenzene	ND		ug/L	5.0	0.1	1	382436	09/20/25	09/20/25	LYZ
1,3,5-Trimethylbenzene	ND		ug/L	5.0	0.1	1	382436	09/20/25	09/20/25	LYZ
2-Chlorotoluene	ND		ug/L	5.0	0.1	1	382436	09/20/25	09/20/25	LYZ
4-Chlorotoluene	ND		ug/L	5.0	0.2	1	382436	09/20/25	09/20/25	LYZ
tert-Butylbenzene	ND		ug/L	5.0	0.1	1	382436	09/20/25	09/20/25	LYZ
1,2,4-Trimethylbenzene	ND		ug/L	5.0	0.1	1	382436	09/20/25	09/20/25	LYZ
sec-Butylbenzene	ND		ug/L	5.0	0.2	1	382436	09/20/25	09/20/25	LYZ
para-Isopropyl Toluene	ND		ug/L	5.0	0.2	1	382436	09/20/25	09/20/25	LYZ
1,3-Dichlorobenzene	ND		ug/L	5.0	0.1	1	382436	09/20/25	09/20/25	LYZ
1,4-Dichlorobenzene	ND		ug/L	5.0	0.2	1	382436	09/20/25	09/20/25	LYZ
n-Butylbenzene	ND		ug/L	5.0	0.1	1	382436	09/20/25	09/20/25	LYZ
1,2-Dichlorobenzene	ND		ug/L	5.0	0.1	1	382436	09/20/25	09/20/25	LYZ
1,2-Dibromo-3-Chloropropane	ND		ug/L	5.0	0.6	1	382436	09/20/25	09/20/25	LYZ
1,2,4-Trichlorobenzene	ND		ug/L	5.0	0.3	1	382436	09/20/25	09/20/25	LYZ
Hexachlorobutadiene	ND		ug/L	5.0	0.3	1	382436	09/20/25	09/20/25	LYZ
1,2,3-Trichlorobenzene	ND		ug/L	5.0	0.3	1	382436	09/20/25	09/20/25	LYZ
cis-1,4-Dichloro-2-butene	ND		ug/L	5.0	0.3	1	382436	09/20/25	09/20/25	LYZ
trans-1,4-Dichloro-2-butene	ND		ug/L	5.0	0.3	1	382436	09/20/25	09/20/25	LYZ
Xylene (total)	ND		ug/L	5.0		1	382436	09/20/25	09/20/25	LYZ
Surrogates				**Limits**						
Dibromofluoromethane	104%		%REC	70-130		1	382436	09/20/25	09/20/25	LYZ
1,2-Dichloroethane-d4	103%		%REC	70-130		1	382436	09/20/25	09/20/25	LYZ
Toluene-d8	103%		%REC	70-130		1	382436	09/20/25	09/20/25	LYZ
Bromofluorobenzene	92%		%REC	70-130		1	382436	09/20/25	09/20/25	LYZ
Method: EPA 8270C-SIM Prep Method: EPA 3535										
1,4-Dioxane	ND		ug/L	1.0	0.87	1	382415	09/19/25	09/21/25	TJW
Surrogates				**Limits**						
1,4-Dioxane-d8 (SUR)	100%		%REC	80-120		1	382415	09/19/25	09/21/25	TJW
Method: EPA 8270C Prep Method: EPA 3510C										
Carbazole	ND		ug/L	9.4	1.8	0.94	382347	09/19/25	09/20/25	ZFA
N-Nitrosodimethylamine	ND		ug/L	9.4	2.6	0.94	382347	09/19/25	09/20/25	ZFA
Aniline	ND		ug/L	9.4	3.0	0.94	382347	09/19/25	09/20/25	ZFA
bis(2-Chloroethyl)ether	ND		ug/L	24	3.7	0.94	382347	09/19/25	09/20/25	ZFA
2-Chlorophenol	ND		ug/L	9.4	3.6	0.94	382347	09/19/25	09/20/25	ZFA
1,3-Dichlorobenzene	ND		ug/L	9.4	3.8	0.94	382347	09/19/25	09/20/25	ZFA
1,4-Dichlorobenzene	ND		ug/L	9.4	3.9	0.94	382347	09/19/25	09/20/25	ZFA
Benzyl alcohol	ND		ug/L	24	4.9	0.94	382347	09/19/25	09/20/25	ZFA

Results for any subcontracted analyses are not included in this section.

ENTHALPY ANALYTICAL

Analysis Results for 542490

542490-002 Analyte	Result	Qual	Units	RL	MDL	DF	Batch	Prepared	Analyzed	Chemist
1,2-Dichlorobenzene	ND		ug/L	9.4	3.7	0.94	382347	09/19/25	09/20/25	ZFA
bis(2-Chloroisopropyl) ether	ND		ug/L	9.4	4.1	0.94	382347	09/19/25	09/20/25	ZFA
N-Nitroso-di-n-propylamine	ND		ug/L	9.4	3.9	0.94	382347	09/19/25	09/20/25	ZFA
Hexachloroethane	ND		ug/L	9.4	3.5	0.94	382347	09/19/25	09/20/25	ZFA
Nitrobenzene	ND		ug/L	24	7.9	0.94	382347	09/19/25	09/20/25	ZFA
Isophorone	ND		ug/L	9.4	4.0	0.94	382347	09/19/25	09/20/25	ZFA
2-Nitrophenol	ND		ug/L	9.4	4.3	0.94	382347	09/19/25	09/20/25	ZFA
2,4-Dimethylphenol	ND		ug/L	9.4	3.5	0.94	382347	09/19/25	09/20/25	ZFA
bis(2-Chloroethoxy)methane	ND		ug/L	9.4	3.7	0.94	382347	09/19/25	09/20/25	ZFA
2,4-Dichlorophenol	ND		ug/L	9.4	4.1	0.94	382347	09/19/25	09/20/25	ZFA
1,2,4-Trichlorobenzene	ND		ug/L	9.4	3.8	0.94	382347	09/19/25	09/20/25	ZFA
4-Chloroaniline	ND		ug/L	9.4	3.4	0.94	382347	09/19/25	09/20/25	ZFA
Hexachlorobutadiene	ND		ug/L	9.4	3.1	0.94	382347	09/19/25	09/20/25	ZFA
4-Chloro-3-methylphenol	ND		ug/L	9.4	3.7	0.94	382347	09/19/25	09/20/25	ZFA
2-Methylnaphthalene	ND		ug/L	9.4	3.4	0.94	382347	09/19/25	09/20/25	ZFA
Hexachlorocyclopentadiene	ND		ug/L	24	9.7	0.94	382347	09/19/25	09/20/25	ZFA
2,4,6-Trichlorophenol	ND		ug/L	9.4	4.2	0.94	382347	09/19/25	09/20/25	ZFA
2,4,5-Trichlorophenol	ND		ug/L	9.4	3.8	0.94	382347	09/19/25	09/20/25	ZFA
2-Chloronaphthalene	ND		ug/L	9.4	3.7	0.94	382347	09/19/25	09/20/25	ZFA
2-Nitroaniline	ND		ug/L	47	3.2	0.94	382347	09/19/25	09/20/25	ZFA
Dimethylphthalate	ND		ug/L	9.4	3.8	0.94	382347	09/19/25	09/20/25	ZFA
Acenaphthylene	ND		ug/L	9.4	4.5	0.94	382347	09/19/25	09/20/25	ZFA
2,6-Dinitrotoluene	ND		ug/L	9.4	3.7	0.94	382347	09/19/25	09/20/25	ZFA
3-Nitroaniline	ND		ug/L	9.4	3.4	0.94	382347	09/19/25	09/20/25	ZFA
Acenaphthene	ND		ug/L	9.4	3.4	0.94	382347	09/19/25	09/20/25	ZFA
2,4-Dinitrophenol	ND		ug/L	47	7.2	0.94	382347	09/19/25	09/20/25	ZFA
4-Nitrophenol	ND		ug/L	9.4	5.3	0.94	382347	09/19/25	09/20/25	ZFA
Dibenzofuran	ND		ug/L	9.4	3.4	0.94	382347	09/19/25	09/20/25	ZFA
2,4-Dinitrotoluene	ND		ug/L	9.4	3.1	0.94	382347	09/19/25	09/20/25	ZFA
Diethylphthalate	ND		ug/L	9.4	2.9	0.94	382347	09/19/25	09/20/25	ZFA
Fluorene	ND		ug/L	9.4	3.2	0.94	382347	09/19/25	09/20/25	ZFA
4-Chlorophenyl-phenylether	ND		ug/L	9.4	3.5	0.94	382347	09/19/25	09/20/25	ZFA
4-Nitroaniline	ND		ug/L	9.4	3.0	0.94	382347	09/19/25	09/20/25	ZFA
4,6-Dinitro-2-methylphenol	ND		ug/L	47	12	0.94	382347	09/19/25	09/20/25	ZFA
N-Nitrosodiphenylamine	ND		ug/L	9.4	5.5	0.94	382347	09/19/25	09/20/25	ZFA
1,2-diphenylhydrazine (as azobenzene)	ND		ug/L	9.4	3.6	0.94	382347	09/19/25	09/20/25	ZFA
4-Bromophenyl-phenylether	ND		ug/L	9.4	3.8	0.94	382347	09/19/25	09/20/25	ZFA
Hexachlorobenzene	ND		ug/L	9.4	3.4	0.94	382347	09/19/25	09/20/25	ZFA
Pentachlorophenol	ND		ug/L	24	3.0	0.94	382347	09/19/25	09/20/25	ZFA
Phenanthrene	ND		ug/L	9.4	2.5	0.94	382347	09/19/25	09/20/25	ZFA
Anthracene	ND		ug/L	9.4	2.5	0.94	382347	09/19/25	09/20/25	ZFA
Di-n-butylphthalate	ND		ug/L	9.4	1.6	0.94	382347	09/19/25	09/20/25	ZFA
Fluoranthene	ND		ug/L	9.4	1.5	0.94	382347	09/19/25	09/20/25	ZFA
Benzidine	ND		ug/L	47	14	0.94	382347	09/19/25	09/20/25	ZFA
Pyrene	ND		ug/L	9.4	1.8	0.94	382347	09/19/25	09/20/25	ZFA
Butylbenzylphthalate	ND		ug/L	9.4	2.0	0.94	382347	09/19/25	09/20/25	ZFA
3,3'-Dichlorobenzidine	ND		ug/L	24	3.3	0.94	382347	09/19/25	09/20/25	ZFA
Benzo(a)anthracene	ND		ug/L	9.4	0.93	0.94	382347	09/19/25	09/20/25	ZFA
Chrysene	ND		ug/L	9.4	1.2	0.94	382347	09/19/25	09/20/25	ZFA
bis(2-Ethylhexyl)phthalate	ND		ug/L	9.4	3.1	0.94	382347	09/19/25	09/20/25	ZFA
Di-n-octylphthalate	ND		ug/L	9.4	1.2	0.94	382347	09/19/25	09/20/25	ZFA

Results for any subcontracted analyses are not included in this section.

ENTHALPY ANALYTICAL

Analysis Results for 542490

542490-002 Analyte	Result	Qual	Units	RL	MDL	DF	Batch	Prepared	Analyzed	Chemist
Benzo(b)fluoranthene	ND		ug/L	9.4	1.1	0.94	382347	09/19/25	09/20/25	ZFA
Benzo(k)fluoranthene	ND		ug/L	9.4	1.3	0.94	382347	09/19/25	09/20/25	ZFA
Benzo(a)pyrene	ND		ug/L	9.4	1.3	0.94	382347	09/19/25	09/20/25	ZFA
Indeno(1,2,3-cd)pyrene	ND		ug/L	9.4	1.1	0.94	382347	09/19/25	09/20/25	ZFA
Dibenz(a,h)anthracene	ND		ug/L	9.4	1.4	0.94	382347	09/19/25	09/20/25	ZFA
Benzo(g,h,i)perylene	ND		ug/L	9.4	1.4	0.94	382347	09/19/25	09/20/25	ZFA
Surrogates				**Limits**						
2-Fluorophenol	38%		%REC	15-120		0.94	382347	09/19/25	09/20/25	ZFA
Phenol-d6	25%		%REC	15-120		0.94	382347	09/19/25	09/20/25	ZFA
2,4,6-Tribromophenol	82%		%REC	15-140		0.94	382347	09/19/25	09/20/25	ZFA
Nitrobenzene-d5	59%		%REC	15-123		0.94	382347	09/19/25	09/20/25	ZFA
2-Fluorobiphenyl	59%		%REC	15-120		0.94	382347	09/19/25	09/20/25	ZFA
Terphenyl-d14	68%		%REC	15-120		0.94	382347	09/19/25	09/20/25	ZFA
Method: SM 4500-CN-E Prep Method: METHOD										
Cyanide	ND		mg/L	0.0050	0.0017	0.5	382786	09/24/25	09/26/25	CKN
Method: SM 4500-S2-D Prep Method: METHOD										
Sulfide	ND		mg/L	0.10		1	382564	09/22/25	09/22/25	LVL
Method: SM 5310B Prep Method: SM 5310B										
Total Organic Carbon	**6.7**		mg/L	1.0	0.49	1	382325	09/18/25	09/19/25	ARM
Method: SM 9221B Prep Method: METHOD										
Coliform, Total	**>1,600**	H	MPN/100ml	1.8		1	382377	09/18/25 17:36	09/20/25 18:03	LXT
Method: SM 9221F										
Coliform, E. Coli	**130**	H	MPN/100ml	1.8		1	382377	09/18/25 17:36	09/20/25 18:03	LXT
Method: SM2130B										
Turbidity	**2,600**		NTU	2.0	1.2	10	382324	09/18/25 19:21	09/18/25 19:21	TRR
Method: SM2320B Prep Method: METHOD										
Bicarbonate	**260**		mg/L	3.0		1.3	382459	09/20/25	09/20/25	WWC
Alkalinity, Total as CaCO3	**220**		mg/L	2.5		1.3	382459	09/20/25	09/20/25	WWC
Method: SM2510B Prep Method: METHOD										
Specific Conductance	**1,220**		umhos/cm	1.0		1	382578	09/22/25	09/22/25	RDL
Method: SM2540C Prep Method: METHOD										
Total Dissolved Solids	**940**		mg/L	20		2	382577	09/22/25	09/23/25	RDL
Method: SM2540D Prep Method: METHOD										
Total Suspended Solids	**15,000**		mg/L	0.5		1	382466	09/20/25	09/22/25	TRR
Method: SM5210B Prep Method: METHOD										
Biochemical Oxygen Demand	ND		mg/L	3.0		1	382353	09/19/25 12:32	09/24/25 12:18	ARM
Method: SM5220D Prep Method: METHOD										

Results for any subcontracted analyses are not included in this section.

ENTHALPY ANALYTICAL

Analysis Results for 542490

542490-002 Analyte	Result	Qual	Units	RL	MDL	DF	Batch	Prepared	Analyzed	Chemist
Chemical Oxygen Demand	**23**		mg/L	4.0	2.0	1	382863	09/25/25	09/25/25	ARM

#	CCV drift outside limits; average CCV drift within limits per method requirements
>	Value exceeds indicated concentration
B	Contamination found in associated Method Blank
C	Presence confirmed, but RPD between columns exceeds 40%
H	Holding time was exceeded
J	Estimated value
ND	Not Detected

Results for any subcontracted analyses are not included in this section.

ENTHALPY ANALYTICAL

Batch QC

Type: Blank	Lab ID: QC1297711	Batch: 383073
Matrix: Water	Method: EPA 1664A	Prep Method: METHOD

QC1297711 Analyte	Result	Qual	Units	RL	MDL	Prepared	Analyzed
Total Oil and Grease	ND		mg/L	5.0	0.97	09/28/25	09/29/25

Type: Lab Control Sample	Lab ID: QC1297712	Batch: 383073
Matrix: Water	Method: EPA 1664A	Prep Method: METHOD

QC1297712 Analyte	Result	Spiked	Units	Recovery	Qual	Limits
Total Oil and Grease	36.00	40.00	mg/L	90%		78-114

Type: Lab Control Sample Duplicate	Lab ID: QC1297713	Batch: 383073
Matrix: Water	Method: EPA 1664A	Prep Method: METHOD

QC1297713 Analyte	Result	Spiked	Units	Recovery	Qual	Limits	RPD	RPD Lim
Total Oil and Grease	37.10	40.00	mg/L	93%		78-114	3	18

Type: Blank	Lab ID: QC1295250	Batch: 382392
Matrix: Water	Method: EPA 200.7	Prep Method: EPA 3015A

QC1295250 Analyte	Result	Qual	Units	RL	MDL	Prepared	Analyzed
Calcium	ND		mg/L	1.0	0.57	09/19/25	09/19/25
Iron	ND		mg/L	0.10	0.041	09/19/25	09/19/25
Magnesium	ND		mg/L	0.10	0.025	09/19/25	09/19/25
Potassium	ND		mg/L	0.50	0.42	09/19/25	09/19/25
Sodium	ND		mg/L	0.50	0.35	09/19/25	09/20/25

Type: Lab Control Sample	Lab ID: QC1295251	Batch: 382392
Matrix: Water	Method: EPA 200.7	Prep Method: EPA 3015A

QC1295251 Analyte	Result	Spiked	Units	Recovery	Qual	Limits
Calcium	21.71	20.40	mg/L	106%		85-115
Iron	0.4244	0.4000	mg/L	106%		85-115
Magnesium	22.15	20.40	mg/L	109%		85-115
Potassium	25.90	24.00	mg/L	108%		85-115
Sodium	22.41	20.40	mg/L	110%		85-115

ENTHALPY ANALYTICAL

Batch QC

Type:	Matrix Spike	Lab ID:	QC1295252	Batch:	382392
Matrix (Source ID):	Water (542490-001)	Method:	EPA 200.7	Prep Method:	EPA 3015A

QC1295252 Analyte	Result	Source Sample Result	Spiked	Units	Recovery	Qual	Limits	DF
Calcium	52.06	31.49	20.40	mg/L	101%		75-125	1
Iron	1.224	0.7848	0.4000	mg/L	110%		75-125	1
Magnesium	24.72	3.471	20.40	mg/L	104%		75-125	1
Potassium	30.18	4.917	24.00	mg/L	105%		75-125	1
Sodium	38.48	17.41	20.40	mg/L	103%		75-125	1

Type:	Matrix Spike Duplicate	Lab ID:	QC1295253	Batch:	382392
Matrix (Source ID):	Water (542490-001)	Method:	EPA 200.7	Prep Method:	EPA 3015A

QC1295253 Analyte	Result	Source Sample Result	Spiked	Units	Recovery	Qual	Limits	RPD	RPD Lim	DF
Calcium	51.80	31.49	20.40	mg/L	100%		75-125	1	20	1
Iron	1.234	0.7848	0.4000	mg/L	112%		75-125	1	20	1
Magnesium	24.29	3.471	20.40	mg/L	102%		75-125	2	20	1
Potassium	29.70	4.917	24.00	mg/L	103%		75-125	2	20	1
Sodium	38.18	17.41	20.40	mg/L	102%		75-125	1	20	1

Type:	Serial Dilution	Lab ID:	QC1295277	Batch:	382392
Matrix (Source ID):	Water (542490-001)	Method:	EPA 200.7	Prep Method:	EPA 3015A

QC1295277 Analyte	Result	Source Sample Result	Units	Qual	RPD	RPD Lim	DF
Calcium	31.82	31.49	mg/L				5
Iron	0.8207	0.7848	mg/L				5
Magnesium	3.446	3.471	mg/L				5
Potassium	4.708	4.917	mg/L				5
Sodium	17.86	17.41	mg/L				5

ENTHALPY ANALYTICAL

Batch QC

Type: Lab Control Sample	Lab ID: QC1295293	Batch: 382402
Matrix: Filtrate	Method: EPA 200.8	Prep Method: EPA 3015A

QC1295293 Analyte	Result	Spiked	Units	Recovery	Qual	Limits
Antimony	100.8	100.0	ug/L	101%		85-115
Arsenic	94.62	100.0	ug/L	95%		85-115
Barium	95.77	100.0	ug/L	96%		85-115
Beryllium	90.43	100.0	ug/L	90%		85-115
Boron	92.38	100.0	ug/L	92%		85-115
Cadmium	94.98	100.0	ug/L	95%		85-115
Chromium	88.76	100.0	ug/L	89%		85-115
Cobalt	91.93	100.0	ug/L	92%		85-115
Copper	91.67	100.0	ug/L	92%		85-115
Lead	95.97	100.0	ug/L	96%		85-115
Manganese	89.15	100.0	ug/L	89%		85-115
Nickel	91.58	100.0	ug/L	92%		85-115
Selenium	87.32	100.0	ug/L	87%		85-115
Silver	48.37	50.00	ug/L	97%		85-115
Thallium	95.06	100.0	ug/L	95%		85-115
Tin	93.28	100.0	ug/L	93%		85-115
Vanadium	89.29	100.0	ug/L	89%		85-115
Zinc	87.51	100.0	ug/L	88%		85-115

Type: Matrix Spike	Lab ID: QC1295294	Batch: 382402
Matrix (Source ID): Water (542490-001)	Method: EPA 200.8	Prep Method: EPA 3015A

QC1295294 Analyte	Result	Source Sample Result	Spiked	Units	Recovery	Qual	Limits	DF
Antimony	99.99	1.669	100.0	ug/L	98%		70-130	10
Arsenic	103.4	4.856	100.0	ug/L	99%		70-130	10
Barium	117.4	21.26	100.0	ug/L	96%		70-130	10
Beryllium	93.81	ND	100.0	ug/L	94%		70-130	10
Boron	228.3	137.6	100.0	ug/L	91%		70-130	10
Cadmium	97.30	ND	100.0	ug/L	97%		70-130	10
Chromium	90.60	2.657	100.0	ug/L	88%		70-130	10
Cobalt	94.11	1.326	100.0	ug/L	93%		70-130	10
Copper	105.9	9.298	100.0	ug/L	97%		70-130	10
Lead	99.14	0.9295	100.0	ug/L	98%		70-130	10
Manganese	138.5	49.25	100.0	ug/L	89%		70-130	10
Nickel	100.2	4.199	100.0	ug/L	96%		70-130	10
Selenium	77.31	ND	100.0	ug/L	77%		70-130	10
Silver	48.59	ND	50.00	ug/L	97%		70-130	10
Thallium	95.32	ND	100.0	ug/L	95%		70-130	10
Tin	88.47	ND	100.0	ug/L	88%		70-130	10
Vanadium	93.05	6.886	100.0	ug/L	86%		70-130	10
Zinc	102.4	9.223	100.0	ug/L	93%		70-130	10

ENTHALPY ANALYTICAL

Batch QC

Type:	Matrix Spike Duplicate	Lab ID:	QC1295295	Batch:	382402
Matrix (Source ID):	Water (542490-001)	Method:	EPA 200.8	Prep Method:	EPA 3015A

QC1295295 Analyte	Result	Source Sample Result	Spiked	Units	Recovery	Qual	Limits	RPD	RPD Lim	DF
Antimony	100.7	1.669	100.0	ug/L	99%		70-130	1	20	10
Arsenic	100.2	4.856	100.0	ug/L	95%		70-130	3	20	10
Barium	119.8	21.26	100.0	ug/L	99%		70-130	2	20	10
Beryllium	94.41	ND	100.0	ug/L	94%		70-130	1	20	10
Boron	222.7	137.6	100.0	ug/L	85%		70-130	3	20	10
Cadmium	97.05	ND	100.0	ug/L	97%		70-130	0	20	10
Chromium	93.19	2.657	100.0	ug/L	91%		70-130	3	20	10
Cobalt	100.3	1.326	100.0	ug/L	99%		70-130	6	20	10
Copper	105.8	9.298	100.0	ug/L	96%		70-130	0	20	10
Lead	101.1	0.9295	100.0	ug/L	100%		70-130	2	20	10
Manganese	141.7	49.25	100.0	ug/L	92%		70-130	2	20	10
Nickel	98.63	4.199	100.0	ug/L	94%		70-130	2	20	10
Selenium	78.05	ND	100.0	ug/L	78%		70-130	1	20	10
Silver	48.60	ND	50.00	ug/L	97%		70-130	0	20	10
Thallium	97.12	ND	100.0	ug/L	97%		70-130	2	20	10
Tin	86.75	ND	100.0	ug/L	87%		70-130	2	20	10
Vanadium	98.67	6.886	100.0	ug/L	92%		70-130	6	20	10
Zinc	100.9	9.223	100.0	ug/L	92%		70-130	1	20	10

Type:	Blank	Lab ID:	QC1295296	Batch:	382402
Matrix:	Water	Method:	EPA 200.8	Prep Method:	EPA 3015A

QC1295296 Analyte	Result	Qual	Units	RL	MDL	Prepared	Analyzed
Antimony	ND		ug/L	2.0	0.31	09/19/25	09/19/25
Arsenic	ND		ug/L	2.0	0.22	09/19/25	09/19/25
Barium	ND		ug/L	5.0	0.46	09/19/25	09/19/25
Beryllium	ND		ug/L	1.0	0.076	09/19/25	09/19/25
Boron	ND		ug/L	10	5.6	09/19/25	09/19/25
Cadmium	ND		ug/L	1.0	0.26	09/19/25	09/19/25
Chromium	ND		ug/L	5.0	0.34	09/19/25	09/19/25
Cobalt	ND		ug/L	1.0	0.074	09/19/25	09/19/25
Copper	ND		ug/L	5.0	2.0	09/19/25	09/19/25
Lead	ND		ug/L	5.0	0.16	09/19/25	09/19/25
Manganese	ND		ug/L	10	4.3	09/19/25	09/19/25
Nickel	ND		ug/L	5.0	0.84	09/19/25	09/19/25
Selenium	ND		ug/L	4.0	1.6	09/19/25	09/19/25
Silver	ND		ug/L	5.0	0.51	09/19/25	09/19/25
Thallium	ND		ug/L	1.0	0.19	09/19/25	09/19/25
Tin	ND		ug/L	5.0	0.49	09/19/25	09/19/25
Vanadium	ND		ug/L	5.0	0.36	09/19/25	09/19/25
Zinc	ND		ug/L	10	7.4	09/19/25	09/19/25

ENTHALPY ANALYTICAL

Batch QC

Type: Blank	Lab ID: QC1295146	Batch: 382351
Matrix: Water	Method: EPA 245.1	Prep Method: EPA 245.1

QC1295146 Analyte	Result	Qual	Units	RL	MDL	Prepared	Analyzed
Mercury	ND		ug/L	0.40	0.032	09/19/25	09/19/25

Type: Lab Control Sample	Lab ID: QC1295147	Batch: 382351
Matrix: Water	Method: EPA 245.1	Prep Method: EPA 245.1

QC1295147 Analyte	Result	Spiked	Units	Recovery	Qual	Limits
Mercury	4.822	5.000	ug/L	96%		85-115

Type: Matrix Spike	Lab ID: QC1295148	Batch: 382351
Matrix (Source ID): Water (542490-001)	Method: EPA 245.1	Prep Method: EPA 245.1

QC1295148 Analyte	Result	Source Sample Result	Spiked	Units	Recovery	Qual	Limits	DF
Mercury	4.880	0.2069	5.000	ug/L	93%		75-125	1

Type: Matrix Spike Duplicate	Lab ID: QC1295149	Batch: 382351
Matrix (Source ID): Water (542490-001)	Method: EPA 245.1	Prep Method: EPA 245.1

QC1295149 Analyte	Result	Source Sample Result	Spiked	Units	Recovery	Qual	Limits	RPD	RPD Lim	DF
Mercury	4.817	0.2069	5.000	ug/L	92%		75-125	1	20	1

Type: Blank	Lab ID: QC1295026	Batch: 382322
Matrix: Water	Method: EPA 300.0	Prep Method: METHOD

QC1295026 Analyte	Result	Qual	Units	RL	MDL	Prepared	Analyzed
Fluoride	ND		mg/L	0.20	0.073	09/18/25 20:30	09/19/25 04:17
Chloride	ND		mg/L	1.0	0.27	09/18/25 20:30	09/19/25 04:17
Nitrogen, Nitrite	ND		mg/L	0.10	0.02	09/18/25 20:30	09/19/25 04:17
Bromide	ND		mg/L	0.30	0.060	09/18/25 20:30	09/19/25 04:17
Nitrogen, Nitrate	ND		mg/L	0.10	0.05	09/18/25 20:30	09/19/25 04:17
Sulfate	ND		mg/L	1.0	0.18	09/18/25 20:30	09/19/25 04:17

Type: Lab Control Sample	Lab ID: QC1295027	Batch: 382322
Matrix: Water	Method: EPA 300.0	Prep Method: METHOD

QC1295027 Analyte	Result	Spiked	Units	Recovery	Qual	Limits
Fluoride	10.48	10.00	mg/L	105%		90-110
Chloride	45.55	50.00	mg/L	91%		90-110
Nitrogen, Nitrite	4.263	4.567	mg/L	93%		90-110
Bromide	13.86	15.00	mg/L	92%		90-110
Nitrogen, Nitrate	4.337	4.518	mg/L	96%		90-110
Sulfate	24.40	25.00	mg/L	98%		90-110

ENTHALPY ANALYTICAL

Batch QC

Type:	Matrix Spike	Lab ID:	QC1295030	Batch:	382322
Matrix (Source ID):	Water (542478-001)	Method:	EPA 300.0	Prep Method:	METHOD

QC1295030 Analyte	Result	Source Sample Result	Spiked	Units	Recovery	Qual	Limits	DF
Fluoride	25.34	0.09340	20.00	mg/L	126%		80-129	1
Chloride	165.1	50.12	100.0	mg/L	115%		80-123	1
Nitrogen, Nitrite	9.992	ND	9.134	mg/L	109%		80-122	1
Bromide	15.38	0.2644	15.00	mg/L	101%		80-121	1
Nitrogen, Nitrate	17.05	7.782	9.036	mg/L	103%		80-123	1
Sulfate	310.8	280.3	50.00	mg/L	61%	E,NM	79-124	1

Type:	Matrix Spike Duplicate	Lab ID:	QC1295031	Batch:	382322
Matrix (Source ID):	Water (542478-001)	Method:	EPA 300.0	Prep Method:	METHOD

QC1295031 Analyte	Result	Source Sample Result	Spiked	Units	Recovery	Qual	Limits	RPD	RPD Lim	DF
Fluoride	23.32	0.09340	20.00	mg/L	116%		80-129	8	21	1
Chloride	157.1	50.12	100.0	mg/L	107%		80-123	5	20	1
Nitrogen, Nitrite	9.246	ND	9.134	mg/L	101%		80-122	8	21	1
Bromide	14.32	0.2644	15.00	mg/L	94%		80-121	7	20	1
Nitrogen, Nitrate	16.40	7.782	9.036	mg/L	95%		80-123	4	20	1
Sulfate	308.0	280.3	50.00	mg/L	55%	E,NM	79-124		20	1

Type:	Matrix Spike	Lab ID:	QC1295057	Batch:	382322
Matrix (Source ID):	Water (542490-001)	Method:	EPA 300.0	Prep Method:	METHOD

QC1295057 Analyte	Result	Source Sample Result	Spiked	Units	Recovery	Qual	Limits	DF
Fluoride	19.23	ND	20.00	mg/L	96%		80-129	1
Chloride	112.9	11.34	100.0	mg/L	102%		80-123	1
Nitrogen, Nitrite	8.862	0.03280	9.134	mg/L	97%		80-122	1
Bromide	13.65	0.06979	15.00	mg/L	91%		80-121	1
Nitrogen, Nitrate	12.11	3.562	9.036	mg/L	95%		80-123	1
Sulfate	90.69	43.39	50.00	mg/L	95%		79-124	1

Type:	Matrix Spike Duplicate	Lab ID:	QC1295058	Batch:	382322
Matrix (Source ID):	Water (542490-001)	Method:	EPA 300.0	Prep Method:	METHOD

QC1295058 Analyte	Result	Source Sample Result	Spiked	Units	Recovery	Qual	Limits	RPD	RPD Lim	DF
Fluoride	19.21	ND	20.00	mg/L	96%		80-129	0	21	1
Chloride	112.8	11.34	100.0	mg/L	101%		80-123	0	20	1
Nitrogen, Nitrite	8.866	0.03280	9.134	mg/L	97%		80-122	0	21	1
Bromide	13.66	0.06979	15.00	mg/L	91%		80-121	0	20	1
Nitrogen, Nitrate	12.12	3.562	9.036	mg/L	95%		80-123	0	20	1
Sulfate	90.65	43.39	50.00	mg/L	95%		79-124	0	20	1

ENTHALPY ANALYTICAL

Batch QC

Type: Blank **Lab ID:** QC1296989 **Batch:** 382894
Matrix: Water **Method:** EPA 350.1 **Prep Method:** METHOD

QC1296989 Analyte	Result	Qual	Units	RL	MDL	Prepared	Analyzed
Ammonia-N	ND		mg/L	0.10	0.050	09/25/25	09/29/25

Type: Lab Control Sample **Lab ID:** QC1296990 **Batch:** 382894
Matrix: Water **Method:** EPA 350.1 **Prep Method:** METHOD

QC1296990 Analyte	Result	Spiked	Units	Recovery	Qual	Limits
Ammonia-N	0.9883	1.000	mg/L	99%		90-110

Type: Matrix Spike **Lab ID:** QC1296991 **Batch:** 382894
Matrix (Source ID): Water (542337-001) **Method:** EPA 350.1 **Prep Method:** METHOD

QC1296991 Analyte	Result	Source Sample Result	Spiked	Units	Recovery	Qual	Limits	DF
Ammonia-N	0.8854	ND	1.000	mg/L	89%	*	90-110	1

Type: Matrix Spike Duplicate **Lab ID:** QC1296992 **Batch:** 382894
Matrix (Source ID): Water (542337-001) **Method:** EPA 350.1 **Prep Method:** METHOD

QC1296992 Analyte	Result	Source Sample Result	Spiked	Units	Recovery	Qual	Limits	RPD	RPD Lim	DF
Ammonia-N	1.003	ND	1.000	mg/L	100%		90-110	12	20	1

Type: Matrix Spike **Lab ID:** QC1296993 **Batch:** 382894
Matrix (Source ID): Water (542337-002) **Method:** EPA 350.1 **Prep Method:** METHOD

QC1296993 Analyte	Result	Source Sample Result	Spiked	Units	Recovery	Qual	Limits	DF
Ammonia-N	1.091	0.09666	1.000	mg/L	99%		90-110	1

Type: Matrix Spike Duplicate **Lab ID:** QC1296994 **Batch:** 382894
Matrix (Source ID): Water (542337-002) **Method:** EPA 350.1 **Prep Method:** METHOD

QC1296994 Analyte	Result	Source Sample Result	Spiked	Units	Recovery	Qual	Limits	RPD	RPD Lim	DF
Ammonia-N	1.174	0.09666	1.000	mg/L	108%		90-110	7	20	1

Type: Blank **Lab ID:** QC1296541 **Batch:** 382769
Matrix: Water **Method:** EPA 420.1 **Prep Method:** METHOD

QC1296541 Analyte	Result	Qual	Units	RL	MDL	Prepared	Analyzed
Total Phenolics	ND		mg/L	0.010	0.0047	09/24/25	09/24/25

ENTHALPY ANALYTICAL

Batch QC

Type: Lab Control Sample	**Lab ID:** QC1296542	**Batch:** 382769
Matrix: Water	**Method:** EPA 420.1	**Prep Method:** METHOD

QC1296542 Analyte	Result	Spiked	Units	Recovery	Qual	Limits
Total Phenolics	0.07500	0.08000	mg/L	94%		80-120

Type: Lab Control Sample Duplicate	**Lab ID:** QC1296543	**Batch:** 382769
Matrix: Water	**Method:** EPA 420.1	**Prep Method:** METHOD

QC1296543 Analyte	Result	Spiked	Units	Recovery	Qual	Limits	RPD	RPD Lim
Total Phenolics	0.07400	0.08000	mg/L	93%		80-120	1	20

ENTHALPY ANALYTICAL

Batch QC

Type: Blank	Lab ID: QC1295126	Batch: 382347
Matrix: Water		

QC1295126 Analyte	Result	Qual	Units	RL	MDL	Prepared	Analyzed
Method: EPA 625.1 Prep Method: EPA 3510C							
Pyridine	ND		ug/L	10	1.7	09/19/25	09/19/25
Phenol	ND		ug/L	10	1.7	09/19/25	09/19/25
2-Methylphenol	ND		ug/L	10	3.3	09/19/25	09/19/25
3-,4-Methylphenol	ND		ug/L	10	3.1	09/19/25	09/19/25
Benzoic acid	8.6	J	ug/L	50	7.6	09/19/25	09/19/25
Naphthalene	ND		ug/L	10	3.8	09/19/25	09/19/25
Cresol	ND		ug/L	10		09/19/25	09/19/25
Method: EPA 8270C Prep Method: EPA 3510C							
Carbazole	ND		ug/L	10	1.9	09/19/25	09/19/25
N-Nitrosodimethylamine	ND		ug/L	10	2.8	09/19/25	09/19/25
Aniline	ND		ug/L	10	3.2	09/19/25	09/19/25
bis(2-Chloroethyl)ether	ND		ug/L	25	3.9	09/19/25	09/19/25
2-Chlorophenol	ND		ug/L	10	3.8	09/19/25	09/19/25
1,3-Dichlorobenzene	ND		ug/L	10	4.0	09/19/25	09/19/25
1,4-Dichlorobenzene	ND		ug/L	10	4.2	09/19/25	09/19/25
Benzyl alcohol	ND		ug/L	25	5.2	09/19/25	09/19/25
1,2-Dichlorobenzene	ND		ug/L	10	3.9	09/19/25	09/19/25
bis(2-Chloroisopropyl) ether	ND		ug/L	10	4.3	09/19/25	09/19/25
N-Nitroso-di-n-propylamine	ND		ug/L	10	4.2	09/19/25	09/19/25
Hexachloroethane	ND		ug/L	10	3.7	09/19/25	09/19/25
Nitrobenzene	ND		ug/L	25	8.4	09/19/25	09/19/25
Isophorone	ND		ug/L	10	4.2	09/19/25	09/19/25
2-Nitrophenol	ND		ug/L	10	4.6	09/19/25	09/19/25
2,4-Dimethylphenol	ND		ug/L	10	3.7	09/19/25	09/19/25
bis(2-Chloroethoxy)methane	ND		ug/L	10	3.9	09/19/25	09/19/25
2,4-Dichlorophenol	ND		ug/L	10	4.4	09/19/25	09/19/25
1,2,4-Trichlorobenzene	ND		ug/L	10	4.1	09/19/25	09/19/25
4-Chloroaniline	ND		ug/L	10	3.6	09/19/25	09/19/25
Hexachlorobutadiene	ND		ug/L	10	3.3	09/19/25	09/19/25
4-Chloro-3-methylphenol	ND		ug/L	10	3.9	09/19/25	09/19/25
2-Methylnaphthalene	ND		ug/L	10	3.6	09/19/25	09/19/25
Hexachlorocyclopentadiene	ND		ug/L	25	10	09/19/25	09/19/25
2,4,6-Trichlorophenol	ND		ug/L	10	4.4	09/19/25	09/19/25
2,4,5-Trichlorophenol	ND		ug/L	10	4.0	09/19/25	09/19/25
2-Chloronaphthalene	ND		ug/L	10	3.9	09/19/25	09/19/25
2-Nitroaniline	ND		ug/L	50	3.4	09/19/25	09/19/25
Dimethylphthalate	ND		ug/L	10	4.0	09/19/25	09/19/25
Acenaphthylene	ND		ug/L	10	4.7	09/19/25	09/19/25
2,6-Dinitrotoluene	ND		ug/L	10	3.9	09/19/25	09/19/25
3-Nitroaniline	ND		ug/L	10	3.6	09/19/25	09/19/25
Acenaphthene	ND		ug/L	10	3.6	09/19/25	09/19/25
2,4-Dinitrophenol	ND		ug/L	50	7.7	09/19/25	09/19/25
4-Nitrophenol	ND		ug/L	10	5.6	09/19/25	09/19/25
Dibenzofuran	ND		ug/L	10	3.6	09/19/25	09/19/25

ENTHALPY ANALYTICAL

Batch QC

QC1295126 Analyte	Result	Qual	Units	RL	MDL	Prepared	Analyzed
2,4-Dinitrotoluene	ND		ug/L	10	3.3	09/19/25	09/19/25
Diethylphthalate	ND		ug/L	10	3.1	09/19/25	09/19/25
Fluorene	ND		ug/L	10	3.4	09/19/25	09/19/25
4-Chlorophenyl-phenylether	ND		ug/L	10	3.7	09/19/25	09/19/25
4-Nitroaniline	ND		ug/L	10	3.2	09/19/25	09/19/25
4,6-Dinitro-2-methylphenol	ND		ug/L	50	13	09/19/25	09/19/25
N-Nitrosodiphenylamine	ND		ug/L	10	5.8	09/19/25	09/19/25
1,2-diphenylhydrazine (as azobenzene)	ND		ug/L	10	3.8	09/19/25	09/19/25
4-Bromophenyl-phenylether	ND		ug/L	10	4.0	09/19/25	09/19/25
Hexachlorobenzene	ND		ug/L	10	3.6	09/19/25	09/19/25
Pentachlorophenol	ND		ug/L	25	3.2	09/19/25	09/19/25
Phenanthrene	ND		ug/L	10	2.7	09/19/25	09/19/25
Anthracene	ND		ug/L	10	2.6	09/19/25	09/19/25
Di-n-butylphthalate	ND		ug/L	10	1.7	09/19/25	09/19/25
Fluoranthene	ND		ug/L	10	1.6	09/19/25	09/19/25
Benzidine	ND		ug/L	50	14	09/19/25	09/19/25
Pyrene	ND		ug/L	10	1.9	09/19/25	09/19/25
Butylbenzylphthalate	ND		ug/L	10	2.2	09/19/25	09/19/25
3,3'-Dichlorobenzidine	ND		ug/L	25	3.5	09/19/25	09/19/25
Benzo(a)anthracene	ND		ug/L	10	0.99	09/19/25	09/19/25
Chrysene	ND		ug/L	10	1.2	09/19/25	09/19/25
bis(2-Ethylhexyl)phthalate	ND		ug/L	10	3.3	09/19/25	09/19/25
Di-n-octylphthalate	ND		ug/L	10	1.3	09/19/25	09/19/25
Benzo(b)fluoranthene	ND		ug/L	10	1.2	09/19/25	09/19/25
Benzo(k)fluoranthene	ND		ug/L	10	1.4	09/19/25	09/19/25
Benzo(a)pyrene	ND		ug/L	10	1.4	09/19/25	09/19/25
Indeno(1,2,3-cd)pyrene	ND		ug/L	10	1.2	09/19/25	09/19/25
Dibenz(a,h)anthracene	ND		ug/L	10	1.5	09/19/25	09/19/25
Benzo(g,h,i)perylene	ND		ug/L	10	1.5	09/19/25	09/19/25
Surrogates				**Limits**			
2-Fluorophenol	43%		%REC	15-120		09/19/25	09/19/25
Phenol-d6	28%		%REC	15-120		09/19/25	09/19/25
2,4,6-Tribromophenol	81%		%REC	15-140		09/19/25	09/19/25
Nitrobenzene-d5	69%		%REC	15-123		09/19/25	09/19/25
2-Fluorobiphenyl	68%		%REC	15-120		09/19/25	09/19/25
Terphenyl-d14	83%		%REC	15-120		09/19/25	09/19/25

ENTHALPY ANALYTICAL

Batch QC

Type:	**Lab Control Sample**	**Lab ID:**	**QC1295127**	**Batch:**	**382347**
Matrix:	**Water**	**Method:**	**EPA 8270C**	**Prep Method:**	**EPA 3510C**

QC1295127 Analyte	Result	Spiked	Units	Recovery	Qual	Limits
Phenol	25.23	75.00	ug/L	34%		14-120
2-Chlorophenol	53.44	75.00	ug/L	71%		46-120
1,4-Dichlorobenzene	52.73	75.00	ug/L	70%		42-120
3-,4-Methylphenol	51.37	75.00	ug/L	68%		40-120
N-Nitroso-di-n-propylamine	68.36	75.00	ug/L	91%		54-121
2,4-Dimethylphenol	67.58	75.00	ug/L	90%		48-120
1,2,4-Trichlorobenzene	58.10	75.00	ug/L	77%		45-120
4-Chloro-3-methylphenol	69.51	75.00	ug/L	93%		60-121
2,4,5-Trichlorophenol	69.23	75.00	ug/L	92%		62-124
Acenaphthene	63.24	75.00	ug/L	84%		56-120
4-Nitrophenol	28.28	75.00	ug/L	38%		17-120
2,4-Dinitrotoluene	78.11	75.00	ug/L	104%		69-127
Pentachlorophenol	60.91	75.00	ug/L	81%		51-120
Pyrene	67.66	75.00	ug/L	90%		68-123
Chrysene	68.08	75.00	ug/L	91%		66-120
Benzo(b)fluoranthene	73.25	75.00	ug/L	98%		67-120
Surrogates						
2-Fluorophenol	17.28	40.00	ug/L	43%		15-120
Phenol-d6	11.32	40.00	ug/L	28%		15-120
2,4,6-Tribromophenol	37.05	40.00	ug/L	93%		15-140
Nitrobenzene-d5	28.61	40.00	ug/L	72%		15-123
2-Fluorobiphenyl	29.48	40.00	ug/L	74%		15-120
Terphenyl-d14	33.36	40.00	ug/L	83%		15-120

ENTHALPY ANALYTICAL

Batch QC

Type:	**Lab Control Sample Duplicate**	**Lab ID:**	**QC1295128**	**Batch:**	**382347**
Matrix:	**Water**	**Method:**	**EPA 8270C**	**Prep Method:**	**EPA 3510C**

QC1295128 Analyte	Result	Spiked	Units	Recovery	Qual	Limits	RPD	RPD Lim
Phenol	26.29	75.00	ug/L	35%		14-120	4	52
2-Chlorophenol	55.07	75.00	ug/L	73%		46-120	3	52
1,4-Dichlorobenzene	53.76	75.00	ug/L	72%		42-120	2	53
3-,4-Methylphenol	53.01	75.00	ug/L	71%		40-120	3	51
N-Nitroso-di-n-propylamine	68.86	75.00	ug/L	92%		54-121	1	52
2,4-Dimethylphenol	68.02	75.00	ug/L	91%		48-120	1	52
1,2,4-Trichlorobenzene	60.29	75.00	ug/L	80%		45-120	4	54
4-Chloro-3-methylphenol	71.99	75.00	ug/L	96%		60-121	4	47
2,4,5-Trichlorophenol	71.11	75.00	ug/L	95%		62-124	3	46
Acenaphthene	62.14	75.00	ug/L	83%		56-120	2	46
4-Nitrophenol	28.71	75.00	ug/L	38%		17-120	1	44
2,4-Dinitrotoluene	79.24	75.00	ug/L	106%		69-127	1	40
Pentachlorophenol	60.76	75.00	ug/L	81%		51-120	0	42
Pyrene	67.65	75.00	ug/L	90%		68-123	0	39
Chrysene	68.42	75.00	ug/L	91%		66-120	1	38
Benzo(b)fluoranthene	72.22	75.00	ug/L	96%		67-120	1	39
Surrogates								
2-Fluorophenol	17.58	40.00	ug/L	44%		15-120		
Phenol-d6	12.27	40.00	ug/L	31%		15-120		
2,4,6-Tribromophenol	37.77	40.00	ug/L	94%		15-140		
Nitrobenzene-d5	29.81	40.00	ug/L	75%		15-123		
2-Fluorobiphenyl	29.48	40.00	ug/L	74%		15-120		
Terphenyl-d14	32.66	40.00	ug/L	82%		15-120		

Batch QC

Type: Blank	Lab ID: QC1295525	Batch: 382462
Matrix: Water		

QC1295525 Analyte	Result	Qual	Units	RL	MDL	Prepared	Analyzed
Method: EPA 8081A Prep Method: EPA 3510C							
alpha-BHC	ND		ug/L	0.05	0.01	09/20/25	09/21/25
beta-BHC	ND		ug/L	0.05	0.01	09/20/25	09/21/25
gamma-BHC	ND		ug/L	0.05	0.009	09/20/25	09/21/25
delta-BHC	ND		ug/L	0.05	0.01	09/20/25	09/21/25
Heptachlor	ND		ug/L	0.05	0.01	09/20/25	09/21/25
Aldrin	ND		ug/L	0.05	0.01	09/20/25	09/21/25
Heptachlor epoxide	ND		ug/L	0.05	0.01	09/20/25	09/21/25
Endosulfan I	ND		ug/L	0.05	0.01	09/20/25	09/21/25
Dieldrin	ND		ug/L	0.1	0.01	09/20/25	09/21/25
4,4'-DDE	ND		ug/L	0.1	0.01	09/20/25	09/21/25
Endrin	ND		ug/L	0.1	0.01	09/20/25	09/21/25
Endosulfan II	ND		ug/L	0.1	0.02	09/20/25	09/21/25
Endosulfan sulfate	ND		ug/L	0.1	0.01	09/20/25	09/21/25
4,4'-DDD	ND		ug/L	0.1	0.01	09/20/25	09/21/25
Endrin aldehyde	ND		ug/L	0.1	0.02	09/20/25	09/21/25
Endrin ketone	ND		ug/L	0.1	0.02	09/20/25	09/21/25
4,4'-DDT	ND		ug/L	0.1	0.04	09/20/25	09/21/25
Methoxychlor	ND		ug/L	0.1	0.03	09/20/25	09/21/25
Toxaphene	ND		ug/L	2.0	0.4	09/20/25	09/21/25
Chlordane (Technical)	ND		ug/L	1.0	0.2	09/20/25	09/21/25
Surrogates				**Limits**			
TCMX	61%		%REC	29-120		09/20/25	09/21/25
Decachlorobiphenyl	101%		%REC	33-132		09/20/25	09/21/25
Method: EPA 8082 Prep Method: EPA 3510C							
Aroclor-1016	ND		ug/L	0.50	0.30	09/20/25	09/21/25
Aroclor-1221	ND		ug/L	0.50	0.47	09/20/25	09/21/25
Aroclor-1232	ND		ug/L	0.50	0.27	09/20/25	09/21/25
Aroclor-1242	ND		ug/L	0.50	0.29	09/20/25	09/21/25
Aroclor-1248	ND		ug/L	0.50	0.24	09/20/25	09/21/25
Aroclor-1254	ND		ug/L	0.50	0.27	09/20/25	09/21/25
Aroclor-1260	ND		ug/L	0.50	0.33	09/20/25	09/21/25
Aroclor-1262	ND		ug/L	0.50	0.29	09/20/25	09/21/25
Aroclor-1268	ND		ug/L	0.50	0.26	09/20/25	09/21/25
Surrogates				**Limits**			
Decachlorobiphenyl (PCB)	111%		%REC	28-138		09/20/25	09/21/25

ENTHALPY ANALYTICAL

Batch QC

Type:	**Lab Control Sample**	**Lab ID:**	**QC1295526**	**Batch:**	**382462**
Matrix:	**Water**	**Method:**	**EPA 8081A**	**Prep Method:**	**EPA 3510C**

QC1295526 Analyte	Result	Spiked	Units	Recovery	Qual	Limits
alpha-BHC	0.4987	0.5000	ug/L	100%		66-121
beta-BHC	0.4868	0.5000	ug/L	97%		73-120
gamma-BHC	0.5408	0.5000	ug/L	108%		68-125
delta-BHC	0.5593	0.5000	ug/L	112%		68-131
Heptachlor	0.4895	0.5000	ug/L	98%		63-120
Aldrin	0.4533	0.5000	ug/L	91%		56-120
Heptachlor epoxide	0.5023	0.5000	ug/L	100%		65-120
Endosulfan I	0.5258	0.5000	ug/L	105%		68-124
Dieldrin	0.5366	0.5000	ug/L	107%		66-124
4,4'-DDE	0.5654	0.5000	ug/L	113%		67-131
Endrin	0.5865	0.5000	ug/L	117%		68-135
Endosulfan II	0.5496	0.5000	ug/L	110%		71-130
Endosulfan sulfate	0.5426	0.5000	ug/L	109%		68-128
4,4'-DDD	0.5218	0.5000	ug/L	104%		65-130
Endrin aldehyde	0.5043	0.5000	ug/L	101%		67-124
Endrin ketone	0.5757	0.5000	ug/L	115%		69-137
4,4'-DDT	0.5832	0.5000	ug/L	117%		65-136
Methoxychlor	0.6014	0.5000	ug/L	120%		69-150
Surrogates						
TCMX	0.3735	0.5000	ug/L	75%		29-120
Decachlorobiphenyl	0.4685	0.5000	ug/L	94%		33-132

Batch QC

Type:	Lab Control Sample Duplicate	Lab ID:	QC1295527	Batch:	382462
Matrix:	Water	Method:	EPA 8081A	Prep Method:	EPA 3510C

QC1295527 Analyte	Result	Spiked	Units	Recovery	Qual	Limits	RPD	RPD Lim
alpha-BHC	0.4766	0.5000	ug/L	95%		66-121	5	20
beta-BHC	0.4709	0.5000	ug/L	94%		73-120	3	20
gamma-BHC	0.5195	0.5000	ug/L	104%		68-125	4	20
delta-BHC	0.5390	0.5000	ug/L	108%		68-131	4	20
Heptachlor	0.4622	0.5000	ug/L	92%		63-120	6	24
Aldrin	0.4238	0.5000	ug/L	85%		56-120	7	30
Heptachlor epoxide	0.4872	0.5000	ug/L	97%		65-120	3	20
Endosulfan I	0.5121	0.5000	ug/L	102%		68-124	3	20
Dieldrin	0.5245	0.5000	ug/L	105%		66-124	2	22
4,4'-DDE	0.5504	0.5000	ug/L	110%		67-131	3	21
Endrin	0.5776	0.5000	ug/L	116%		68-135	2	20
Endosulfan II	0.5560	0.5000	ug/L	111%		71-130	1	21
Endosulfan sulfate	0.5394	0.5000	ug/L	108%		68-128	1	21
4,4'-DDD	0.5178	0.5000	ug/L	104%		65-130	1	22
Endrin aldehyde	0.5011	0.5000	ug/L	100%		67-124	1	20
Endrin ketone	0.5741	0.5000	ug/L	115%		69-137	0	21
4,4'-DDT	0.5789	0.5000	ug/L	116%		65-136	1	23
Methoxychlor	0.6013	0.5000	ug/L	120%		69-150	0	23
Surrogates								
TCMX	0.3060	0.5000	ug/L	61%		29-120		
Decachlorobiphenyl	0.4764	0.5000	ug/L	95%		33-132		

Type:	Lab Control Sample	Lab ID:	QC1295528	Batch:	382462
Matrix:	Water	Method:	EPA 8082	Prep Method:	EPA 3510C

QC1295528 Analyte	Result	Spiked	Units	Recovery	Qual	Limits
Aroclor-1016	4.420	5.000	ug/L	88%		69-120
Aroclor-1260	4.933	5.000	ug/L	99%		72-124
Surrogates						
Decachlorobiphenyl (PCB)	0.4984	0.5000	ug/L	100%		28-138

Type:	Lab Control Sample Duplicate	Lab ID:	QC1295529	Batch:	382462
Matrix:	Water	Method:	EPA 8082	Prep Method:	EPA 3510C

QC1295529 Analyte	Result	Spiked	Units	Recovery	Qual	Limits	RPD	RPD Lim
Aroclor-1016	4.711	5.000	ug/L	94%		69-120	6	22
Aroclor-1260	5.215	5.000	ug/L	104%		72-124	6	25
Surrogates								
Decachlorobiphenyl (PCB)	0.5488	0.5000	ug/L	110%		28-138		

ENTHALPY ANALYTICAL

Batch QC

Type: Lab Control Sample	Lab ID: QC1295398	Batch: 382436
Matrix: Water	Method: EPA 8260B	Prep Method: EPA 5030B

QC1295398 Analyte	Result	Spiked	Units	Recovery	Qual	Limits
1,1-Dichloroethene	43.02	50.00	ug/L	86%		69-128
MTBE	41.80	50.00	ug/L	84%		66-125
Benzene	45.77	50.00	ug/L	92%		76-121
Trichloroethene	45.21	50.00	ug/L	90%		76-124
Toluene	45.46	50.00	ug/L	91%		76-120
Chlorobenzene	45.58	50.00	ug/L	91%		78-120
Surrogates						
Dibromofluoromethane	48.78	50.00	ug/L	98%		70-130
1,2-Dichloroethane-d4	48.63	50.00	ug/L	97%		70-130
Toluene-d8	50.37	50.00	ug/L	101%		70-130
Bromofluorobenzene	48.68	50.00	ug/L	97%		70-130

Type: Lab Control Sample Duplicate	Lab ID: QC1295399	Batch: 382436
Matrix: Water	Method: EPA 8260B	Prep Method: EPA 5030B

QC1295399 Analyte	Result	Spiked	Units	Recovery	Qual	Limits	RPD	RPD Lim
1,1-Dichloroethene	51.19	50.00	ug/L	102%		69-128	17	23
MTBE	49.68	50.00	ug/L	99%		66-125	17	22
Benzene	52.63	50.00	ug/L	105%		76-121	14	21
Trichloroethene	49.78	50.00	ug/L	100%		76-124	10	22
Toluene	49.89	50.00	ug/L	100%		76-120	9	21
Chlorobenzene	52.71	50.00	ug/L	105%		78-120	15	20
Surrogates								
Dibromofluoromethane	48.52	50.00	ug/L	97%		70-130		
1,2-Dichloroethane-d4	47.91	50.00	ug/L	96%		70-130		
Toluene-d8	48.90	50.00	ug/L	98%		70-130		
Bromofluorobenzene	54.71	50.00	ug/L	109%		70-130		

Type: Matrix Spike	Lab ID: QC1295408	Batch: 382436
Matrix (Source ID): Water (542337-001)	Method: EPA 8260B	Prep Method: EPA 5030B

QC1295408 Analyte	Result	Source Sample Result	Spiked	Units	Recovery	Qual	Limits	DF
1,1-Dichloroethene	19.33	ND	20.00	ug/L	97%		62-131	1
MTBE	18.50	ND	20.00	ug/L	93%		61-124	1
Benzene	19.73	ND	20.00	ug/L	99%		70-123	1
Trichloroethene	20.20	ND	20.00	ug/L	101%		65-131	1
Toluene	19.65	ND	20.00	ug/L	98%		69-120	1
Chlorobenzene	19.50	ND	20.00	ug/L	97%		72-121	1
Surrogates								
Dibromofluoromethane	48.19		50.00	ug/L	96%		70-130	1
1,2-Dichloroethane-d4	49.79		50.00	ug/L	100%		70-130	1
Toluene-d8	50.54		50.00	ug/L	101%		70-130	1
Bromofluorobenzene	50.76		50.00	ug/L	102%		70-130	1

ENTHALPY ANALYTICAL

Batch QC

Type:	**Matrix Spike Duplicate**	**Lab ID:**	**QC1295409**	**Batch:**	**382436**
Matrix (Source ID):	**Water (542337-001)**	**Method:**	**EPA 8260B**	**Prep Method:**	**EPA 5030B**

QC1295409 Analyte	Result	Source Sample Result	Spiked	Units	Recovery	Qual	Limits	RPD	RPD Lim	DF
1,1-Dichloroethene	21.12	ND	20.00	ug/L	106%		62-131	9	31	1
MTBE	18.48	ND	20.00	ug/L	92%		61-124	0	30	1
Benzene	21.01	ND	20.00	ug/L	105%		70-123	6	31	1
Trichloroethene	22.06	ND	20.00	ug/L	110%		65-131	9	31	1
Toluene	21.26	ND	20.00	ug/L	106%		69-120	8	29	1
Chlorobenzene	20.91	ND	20.00	ug/L	105%		72-121	7	29	1
Surrogates										
Dibromofluoromethane	49.85		50.00	ug/L	100%		70-130			1
1,2-Dichloroethane-d4	49.47		50.00	ug/L	99%		70-130			1
Toluene-d8	51.39		50.00	ug/L	103%		70-130			1
Bromofluorobenzene	49.91		50.00	ug/L	100%		70-130			1

ENTHALPY ANALYTICAL

Batch QC

Type:	**Blank**	**Lab ID:**	**QC1295410**	**Batch:**	**382436**
Matrix:	**Water**	**Method:**	**EPA 8260B**	**Prep Method:**	**EPA 5030B**

QC1295410 Analyte	Result	Qual	Units	RL	MDL	Prepared	Analyzed
Carbon Disulfide	ND		ug/L	5.0	0.1	09/19/25	09/19/25
Chloroprene	ND		ug/L	200	2.7	09/19/25	09/19/25
3-Chloropropene	ND		ug/L	5.0	0.2	09/19/25	09/19/25
Ethyl methacrylate	ND		ug/L	50	3.9	09/19/25	09/19/25
Ethanol	ND		ug/L	500	160	09/19/25	09/19/25
2-Hexanone	ND		ug/L	5.0	1.3	09/19/25	09/19/25
Isopropanol (IPA)	ND		ug/L	200	96	09/19/25	09/19/25
Methyl acrylonitrile	ND		ug/L	35	4.2	09/19/25	09/19/25
Vinyl Acetate	ND		ug/L	50	3.2	09/19/25	09/19/25
Acrolein	ND		ug/L	200	2.6	09/19/25	09/19/25
Acrylonitrile	ND		ug/L	10	0.7	09/19/25	09/19/25
Freon 12	ND		ug/L	5.0	0.2	09/19/25	09/19/25
Chloromethane	ND		ug/L	5.0	0.09	09/19/25	09/19/25
Vinyl Chloride	ND		ug/L	5.0	0.1	09/19/25	09/19/25
Bromomethane	ND		ug/L	5.0	0.1	09/19/25	09/19/25
Chloroethane	ND		ug/L	5.0	0.1	09/19/25	09/19/25
Trichlorofluoromethane	ND		ug/L	5.0	0.1	09/19/25	09/19/25
Iodomethane	ND		ug/L	5.0		09/19/25	09/19/25
Acetone	ND		ug/L	100	14	09/19/25	09/19/25
Freon 113	ND		ug/L	5.0	0.1	09/19/25	09/19/25
1,1-Dichloroethene	ND		ug/L	5.0	0.1	09/19/25	09/19/25
Methylene Chloride	ND		ug/L	10	0.2	09/19/25	09/19/25
MTBE	ND		ug/L	5.0	0.1	09/19/25	09/19/25
trans-1,2-Dichloroethene	ND		ug/L	5.0	0.1	09/19/25	09/19/25
1,1-Dichloroethane	ND		ug/L	5.0	0.09	09/19/25	09/19/25
2-Butanone	ND		ug/L	10	1.3	09/19/25	09/19/25
cis-1,2-Dichloroethene	ND		ug/L	5.0	0.1	09/19/25	09/19/25
2,2-Dichloropropane	ND		ug/L	5.0	0.2	09/19/25	09/19/25
Chloroform	ND		ug/L	5.0	0.08	09/19/25	09/19/25
Bromochloromethane	ND		ug/L	5.0	0.1	09/19/25	09/19/25
1,1,1-Trichloroethane	ND		ug/L	5.0	0.1	09/19/25	09/19/25
1,1-Dichloropropene	ND		ug/L	5.0	0.1	09/19/25	09/19/25
Carbon Tetrachloride	ND		ug/L	5.0	0.1	09/19/25	09/19/25
1,2-Dichloroethane	ND		ug/L	5.0	0.2	09/19/25	09/19/25
Benzene	ND		ug/L	1.0	0.1	09/19/25	09/19/25
Trichloroethene	ND		ug/L	5.0	0.1	09/19/25	09/19/25
1,2-Dichloropropane	ND		ug/L	5.0	0.09	09/19/25	09/19/25
Bromodichloromethane	ND		ug/L	5.0	0.07	09/19/25	09/19/25
Dibromomethane	ND		ug/L	5.0	0.1	09/19/25	09/19/25
4-Methyl-2-Pentanone	ND		ug/L	10	1.0	09/19/25	09/19/25
cis-1,3-Dichloropropene	ND		ug/L	5.0	0.1	09/19/25	09/19/25
Toluene	ND		ug/L	5.0	0.1	09/19/25	09/19/25
trans-1,3-Dichloropropene	ND		ug/L	5.0	0.09	09/19/25	09/19/25
1,1,2-Trichloroethane	ND		ug/L	5.0	0.1	09/19/25	09/19/25
1,3-Dichloropropane	ND		ug/L	5.0	0.07	09/19/25	09/19/25
Tetrachloroethene	ND		ug/L	5.0	0.2	09/19/25	09/19/25
Dibromochloromethane	ND		ug/L	5.0	0.1	09/19/25	09/19/25

ENTHALPY ANALYTICAL

Batch QC

QC1295410 Analyte	Result	Qual	Units	RL	MDL	Prepared	Analyzed
1,2-Dibromoethane	ND		ug/L	5.0	0.1	09/19/25	09/19/25
Chlorobenzene	ND		ug/L	5.0	0.1	09/19/25	09/19/25
1,1,1,2-Tetrachloroethane	ND		ug/L	5.0	0.07	09/19/25	09/19/25
Ethylbenzene	ND		ug/L	5.0	0.1	09/19/25	09/19/25
m,p-Xylenes	ND		ug/L	5.0	0.2	09/19/25	09/19/25
o-Xylene	ND		ug/L	5.0	0.1	09/19/25	09/19/25
Styrene	ND		ug/L	5.0	0.1	09/19/25	09/19/25
Bromoform	ND		ug/L	5.0	0.06	09/19/25	09/19/25
Isopropylbenzene	ND		ug/L	5.0	0.1	09/19/25	09/19/25
1,1,2,2-Tetrachloroethane	ND		ug/L	5.0	0.1	09/19/25	09/19/25
1,2,3-Trichloropropane	ND		ug/L	5.0	0.3	09/19/25	09/19/25
Propylbenzene	ND		ug/L	5.0	0.1	09/19/25	09/19/25
Bromobenzene	ND		ug/L	5.0	0.1	09/19/25	09/19/25
1,3,5-Trimethylbenzene	ND		ug/L	5.0	0.1	09/19/25	09/19/25
2-Chlorotoluene	ND		ug/L	5.0	0.1	09/19/25	09/19/25
4-Chlorotoluene	ND		ug/L	5.0	0.2	09/19/25	09/19/25
tert-Butylbenzene	ND		ug/L	5.0	0.1	09/19/25	09/19/25
1,2,4-Trimethylbenzene	ND		ug/L	5.0	0.1	09/19/25	09/19/25
sec-Butylbenzene	ND		ug/L	5.0	0.2	09/19/25	09/19/25
para-Isopropyl Toluene	ND		ug/L	5.0	0.2	09/19/25	09/19/25
1,3-Dichlorobenzene	ND		ug/L	5.0	0.1	09/19/25	09/19/25
1,4-Dichlorobenzene	ND		ug/L	5.0	0.2	09/19/25	09/19/25
n-Butylbenzene	ND		ug/L	5.0	0.1	09/19/25	09/19/25
1,2-Dichlorobenzene	ND		ug/L	5.0	0.1	09/19/25	09/19/25
1,2-Dibromo-3-Chloropropane	ND		ug/L	5.0	0.6	09/19/25	09/19/25
1,2,4-Trichlorobenzene	ND		ug/L	5.0	0.3	09/19/25	09/19/25
Hexachlorobutadiene	ND		ug/L	5.0	0.3	09/19/25	09/19/25
1,2,3-Trichlorobenzene	ND		ug/L	5.0	0.3	09/19/25	09/19/25
cis-1,4-Dichloro-2-butene	ND		ug/L	5.0	0.3	09/19/25	09/19/25
trans-1,4-Dichloro-2-butene	ND		ug/L	5.0	0.3	09/19/25	09/19/25
Xylene (total)	ND		ug/L	5.0		09/19/25	09/19/25
Surrogates				**Limits**			
Dibromofluoromethane	99%		%REC	70-130		09/19/25	09/19/25
1,2-Dichloroethane-d4	98%		%REC	70-130		09/19/25	09/19/25
Toluene-d8	102%		%REC	70-130		09/19/25	09/19/25
Bromofluorobenzene	94%		%REC	70-130		09/19/25	09/19/25

Type: Blank **Lab ID:** QC1295341 **Batch:** 382415
Matrix: Water **Method:** EPA 8270C-SIM **Prep Method:** EPA 3535

QC1295341 Analyte	Result	Qual	Units	RL	MDL	Prepared	Analyzed
1,4-Dioxane	ND		ug/L	1.0	0.87	09/19/25	09/21/25
Surrogates				**Limits**			
1,4-Dioxane-d8 (SUR)	100%		%REC	80-120		09/19/25	09/21/25

ENTHALPY ANALYTICAL

Batch QC

Type:	Lab Control Sample	Lab ID:	QC1295342	Batch:	382415
Matrix:	Water	Method:	EPA 8270C-SIM	Prep Method:	EPA 3535

QC1295342 Analyte	Result	Spiked	Units	Recovery	Qual	Limits
1,4-Dioxane	10.06	10.00	ug/L	101%		79-120
Surrogates						
1,4-Dioxane-d8 (SUR)	9.976	10.00	ug/L	100%		80-120

Type:	Lab Control Sample Duplicate	Lab ID:	QC1295343	Batch:	382415
Matrix:	Water	Method:	EPA 8270C-SIM	Prep Method:	EPA 3535

QC1295343 Analyte	Result	Spiked	Units	Recovery	Qual	Limits	RPD	RPD Lim
1,4-Dioxane	10.09	10.00	ug/L	101%		79-120	0	20
Surrogates								
1,4-Dioxane-d8 (SUR)	10.07	10.00	ug/L	101%		80-120		

Type:	Blank	Lab ID:	QC1296568	Batch:	382786
Matrix:	Water	Method:	SM 4500-CN-E	Prep Method:	METHOD

QC1296568 Analyte	Result	Qual	Units	RL	MDL	Prepared	Analyzed
Cyanide	ND		mg/L	0.0050	0.0017	09/24/25	09/26/25

Type:	Lab Control Sample	Lab ID:	QC1296569	Batch:	382786
Matrix:	Water	Method:	SM 4500-CN-E	Prep Method:	METHOD

QC1296569 Analyte	Result	Spiked	Units	Recovery	Qual	Limits
Cyanide	0.09849	0.1000	mg/L	98%		85-115

Type:	Matrix Spike	Lab ID:	QC1296570	Batch:	382786
Matrix (Source ID):	Water (542461-001)	Method:	SM 4500-CN-E	Prep Method:	METHOD

QC1296570 Analyte	Result	Source Sample Result	Spiked	Units	Recovery	Qual	Limits	DF
Cyanide	0.1004	ND	0.1000	mg/L	100%		80-120	0.5

Type:	Matrix Spike Duplicate	Lab ID:	QC1296571	Batch:	382786
Matrix (Source ID):	Water (542461-001)	Method:	SM 4500-CN-E	Prep Method:	METHOD

QC1296571 Analyte	Result	Source Sample Result	Spiked	Units	Recovery	Qual	Limits	RPD	RPD Lim	DF
Cyanide	0.09865	ND	0.1000	mg/L	99%		80-120	2	20	0.5

ENTHALPY ANALYTICAL

Batch QC

Type:	Matrix Spike	Lab ID:	QC1296572	Batch:	382786
Matrix (Source ID):	Water (542574-001)	Method:	SM 4500-CN-E	Prep Method:	METHOD

QC1296572 Analyte	Result	Source Sample Result	Spiked	Units	Recovery	Qual	Limits	DF
Cyanide	0.09887	ND	0.1000	mg/L	99%		80-120	0.5

Type:	Matrix Spike Duplicate	Lab ID:	QC1296573	Batch:	382786
Matrix (Source ID):	Water (542574-001)	Method:	SM 4500-CN-E	Prep Method:	METHOD

QC1296573 Analyte	Result	Source Sample Result	Spiked	Units	Recovery	Qual	Limits	RPD	RPD Lim	DF
Cyanide	0.09951	ND	0.1000	mg/L	100%		80-120	1	20	0.5

Type:	Blank	Lab ID:	QC1295857	Batch:	382564
Matrix:	Water	Method:	SM 4500-S2-D	Prep Method:	METHOD

QC1295857 Analyte	Result	Qual	Units	RL	MDL	Prepared	Analyzed
Sulfide	ND		mg/L	0.10		09/22/25	09/22/25

Type:	Lab Control Sample	Lab ID:	QC1295858	Batch:	382564
Matrix:	Water	Method:	SM 4500-S2-D	Prep Method:	METHOD

QC1295858 Analyte	Result	Spiked	Units	Recovery	Qual	Limits
Sulfide	0.9000	1.000	mg/L	90%		90-110

Type:	Matrix Spike	Lab ID:	QC1296160	Batch:	382564
Matrix (Source ID):	Water (542560-001)	Method:	SM 4500-S2-D	Prep Method:	METHOD

QC1296160 Analyte	Result	Source Sample Result	Spiked	Units	Recovery	Qual	Limits	DF
Sulfide	0.8000	ND	1.000	mg/L	80%		80-120	1

Type:	Matrix Spike Duplicate	Lab ID:	QC1296161	Batch:	382564
Matrix (Source ID):	Water (542560-001)	Method:	SM 4500-S2-D	Prep Method:	METHOD

QC1296161 Analyte	Result	Source Sample Result	Spiked	Units	Recovery	Qual	Limits	RPD	RPD Lim	DF
Sulfide	0.8000	ND	1.000	mg/L	80%		80-120	0	20	1

Type:	Blank	Lab ID:	QC1295038	Batch:	382325
Matrix:	Water	Method:	SM 5310B	Prep Method:	SM 5310B

QC1295038 Analyte	Result	Qual	Units	RL	MDL	Prepared	Analyzed
Total Organic Carbon	ND		mg/L	1.0	0.49	09/18/25	09/18/25

ENTHALPY ANALYTICAL

Batch QC

Type: Lab Control Sample	Lab ID: QC1295039	Batch: 382325
Matrix: Water	Method: SM 5310B	Prep Method: SM 5310B

QC1295039 Analyte	Result	Spiked	Units	Recovery	Qual	Limits
Total Organic Carbon	22.62	25.00	mg/L	90%		85-115

Type: Matrix Spike	Lab ID: QC1295040	Batch: 382325
Matrix (Source ID): Water (542431-001)	Method: SM 5310B	Prep Method: SM 5310B

QC1295040 Analyte	Result	Source Sample Result	Spiked	Units	Recovery	Qual	Limits	DF
Total Organic Carbon	42,940	30020	12500	mg/L	103%		75-125	500

Type: Matrix Spike Duplicate	Lab ID: QC1295041	Batch: 382325
Matrix (Source ID): Water (542431-001)	Method: SM 5310B	Prep Method: SM 5310B

QC1295041 Analyte	Result	Source Sample Result	Spiked	Units	Recovery	Qual	Limits	RPD	RPD Lim	DF
Total Organic Carbon	43,260	30020	12500	mg/L	106%		75-125	1	25	500

Type: Sample Duplicate	Lab ID: QC1295037	Batch: 382324
Matrix (Source ID): Water (542453-001)	Method: SM2130B	

QC1295037 Analyte	Result	Source Sample Result	Units	Qual	RPD	RPD Lim	DF
Turbidity	0.6870	0.6630	NTU		4	20	1

Type: Blank	Lab ID: QC1295509	Batch: 382459
Matrix: Water	Method: SM2320B	Prep Method: METHOD

QC1295509 Analyte	Result	Qual	Units	RL	MDL	Prepared	Analyzed
Bicarbonate	ND		mg/L	2.0		09/20/25	09/20/25
Alkalinity, Total as CaCO3	ND		mg/L	2.0		09/20/25	09/20/25

Type: Lab Control Sample	Lab ID: QC1295510	Batch: 382459
Matrix: Water	Method: SM2320B	Prep Method: METHOD

QC1295510 Analyte	Result	Spiked	Units	Recovery	Qual	Limits
Alkalinity, Total as CaCO3	1,057	1000	mg/L	106%		90-110

ENTHALPY ANALYTICAL

Batch QC

Type:	Sample Duplicate	Lab ID:	QC1295511	Batch:	382459
Matrix (Source ID):	Water (542522-002)	Method:	SM2320B	Prep Method:	METHOD

QC1295511 Analyte	Result	Source Sample Result	Units	Qual	RPD	RPD Lim	DF
Bicarbonate	759.6	751.9	mg/L		1	20	5
Alkalinity, Total as CaCO3	622.6	616.4	mg/L		1	20	5

Type:	Sample Duplicate	Lab ID:	QC1295922	Batch:	382578
Matrix (Source ID):	Water (542490-001)	Method:	SM2510B	Prep Method:	METHOD

QC1295922 Analyte	Result	Source Sample Result	Units	Qual	RPD	RPD Lim	DF
Specific Conductance	290.8	290.5	umhos/cm		0	20	1

Type:	Blank	Lab ID:	QC1295905	Batch:	382577
Matrix:	Water	Method:	SM2540C	Prep Method:	METHOD

QC1295905 Analyte	Result	Qual	Units	RL	MDL	Prepared	Analyzed
Total Dissolved Solids	ND		mg/L	5.0		09/22/25	09/23/25

Type:	Lab Control Sample	Lab ID:	QC1295906	Batch:	382577
Matrix:	Water	Method:	SM2540C	Prep Method:	METHOD

QC1295906 Analyte	Result	Spiked	Units	Recovery	Qual	Limits
Total Dissolved Solids	1,001	1000	mg/L	100%		90-110

Type:	Sample Duplicate	Lab ID:	QC1295907	Batch:	382577
Matrix (Source ID):	Water (542453-001)	Method:	SM2540C	Prep Method:	METHOD

QC1295907 Analyte	Result	Source Sample Result	Units	Qual	RPD	RPD Lim	DF
Total Dissolved Solids	2,110	2060	mg/L		2	5	2

Type:	Sample Duplicate	Lab ID:	QC1295908	Batch:	382577
Matrix (Source ID):	Water (542513-003)	Method:	SM2540C	Prep Method:	METHOD

QC1295908 Analyte	Result	Source Sample Result	Units	Qual	RPD	RPD Lim	DF
Total Dissolved Solids	482.0	500.0	mg/L		4	5	2

Type:	Blank	Lab ID:	QC1295538	Batch:	382466
Matrix:	Water	Method:	SM2540D	Prep Method:	METHOD

QC1295538 Analyte	Result	Qual	Units	RL	MDL	Prepared	Analyzed
Total Suspended Solids	ND		mg/L	0.5		09/20/25	09/22/25

ENTHALPY ANALYTICAL

Batch QC

Type: Lab Control Sample | **Lab ID:** QC1295539 | **Batch:** 382466
Matrix: Water | **Method:** SM2540D | **Prep Method:** METHOD

QC1295539 Analyte	Result	Spiked	Units	Recovery	Qual	Limits
Total Suspended Solids	100.7	100.0	mg/L	101%		90-110

Type: Lab Control Sample Duplicate | **Lab ID:** QC1295540 | **Batch:** 382466
Matrix: Water | **Method:** SM2540D | **Prep Method:** METHOD

QC1295540 Analyte	Result	Spiked	Units	Recovery	Qual	Limits	RPD	RPD Lim
Total Suspended Solids	100.9	100.0	mg/L	101%		90-110	0	5

Type: Sample Duplicate | **Lab ID:** QC1295541 | **Batch:** 382466
Matrix (Source ID): Water (542150-003) | **Method:** SM2540D | **Prep Method:** METHOD

QC1295541 Analyte	Result	Source Sample Result	Units	Qual	RPD	RPD Lim	DF
Total Suspended Solids	1,412	1362	mg/L		4	5	1

Type: Sample Duplicate | **Lab ID:** QC1295542 | **Batch:** 382466
Matrix (Source ID): Water (542155-004) | **Method:** SM2540D | **Prep Method:** METHOD

QC1295542 Analyte	Result	Source Sample Result	Units	Qual	RPD	RPD Lim	DF
Total Suspended Solids	72.00	75.00	mg/L		4	5	1

Type: Blank | **Lab ID:** QC1295154 | **Batch:** 382353
Matrix: Water | **Method:** SM5210B | **Prep Method:** METHOD

QC1295154 Analyte	Result	Qual	Units	RL	MDL	Prepared	Analyzed
Biochemical Oxygen Demand	ND	BOD4	mg/L	3.0		09/19/25 09:09	09/24/25 12:18

Type: Lab Control Sample | **Lab ID:** QC1295155 | **Batch:** 382353
Matrix: Water | **Method:** SM5210B | **Prep Method:** METHOD

QC1295155 Analyte	Result	Spiked	Units	Recovery	Qual	Limits
Biochemical Oxygen Demand	207.5	198.0	mg/L	105%		84.6-115.4

Type: Sample Duplicate | **Lab ID:** QC1295156 | **Batch:** 382353
Matrix (Source ID): Water (542150-004) | **Method:** SM5210B | **Prep Method:** METHOD

QC1295156 Analyte	Result	Source Sample Result	Units	Qual	RPD	RPD Lim	DF
Biochemical Oxygen Demand	3,561	3611	mg/L		1	30	1

ENTHALPY ANALYTICAL

Batch QC

Type: Blank	**Lab ID: QC1296867**	**Batch: 382863**
Matrix: Water	**Method: SM5220D**	**Prep Method: METHOD**

QC1296867 Analyte	Result	Qual	Units	RL	MDL	Prepared	Analyzed
Chemical Oxygen Demand	ND		mg/L	4.0	2.0	09/25/25	09/25/25

Type: Lab Control Sample	**Lab ID: QC1296868**	**Batch: 382863**
Matrix: Water	**Method: SM5220D**	**Prep Method: METHOD**

QC1296868 Analyte	Result	Spiked	Units	Recovery	Qual	Limits
Chemical Oxygen Demand	109.0	100.0	mg/L	109%		90-110

Type: Matrix Spike	**Lab ID: QC1296873**	**Batch: 382863**
Matrix (Source ID): Water (542787-001)	**Method: SM5220D**	**Prep Method: METHOD**

QC1296873 Analyte	Result	Source Sample Result	Spiked	Units	Recovery	Qual	Limits	DF
Chemical Oxygen Demand	108.0	ND	100.0	mg/L	105%		75-125	2

Type: Matrix Spike Duplicate	**Lab ID: QC1296874**	**Batch: 382863**
Matrix (Source ID): Water (542787-001)	**Method: SM5220D**	**Prep Method: METHOD**

QC1296874 Analyte	Result	Source Sample Result	Spiked	Units	Recovery	Qual	Limits	RPD	RPD Lim	DF
Chemical Oxygen Demand	122.0	ND	100.0	mg/L	119%		75-125	12	20	2

*	Value is outside QC limits
BOD4	Estimated result, dissolved oxygen loss observed in blank water check
E	Response exceeds instrument's linear range
J	Estimated value
ND	Not Detected
NM	Not Meaningful

Laboratory Job Number 542490

Subcontracted Products

Pace Laboratories

Date of Report: 09/30/2025

Zachary Barker

Enthalpy Laboratories-Orange
931 West Barkley Avenue
Orange, CA 92868

Client Project:	EO-542490
Pace Project:	Soil & Waters (Zachary Barker)
Pace Work Order:	2516526
Invoice ID:	B524536

Enclosed are the results of analyses for samples received by the laboratory on 9/19/2025. If you have any questions concerning this report, please feel free to contact me.

Sincerely,

Contact Person: Ragen Williams
Client Service Rep

Steven Bennett
Operations Manager

Table of Contents

Sample Information

Chain of Custody and Cooler Receipt form 3
Laboratory / Client Sample Cross Reference 5

Sample Results

2516526-01 - SOUTH BASIN - WESTERN INLET

Organo-Phosphorus Pesticide Analysis (EPA Method 8141A) 6

2516526-02 - SOUTH BASIN - EASTERN INLET

Organo-Phosphorus Pesticide Analysis (EPA Method 8141A) 7

Quality Control Reports

Organo-Phosphorus Pesticide Analysis (EPA Method 8141A)

Method Blank Analysis 8
Laboratory Control Sample 9

Notes

Notes and Definitions 10

The results in this report apply to the samples analyzed in accordance with the chain of custody document. This analytical report must be reproduced in its entirety.
All results listed in this report are for the exclusive use of the submitting party. Pace Analytical assumes no responsibility for report alteration, separation, detachment or third party interpretation.

ENTHALPY ANALYTICAL

931 West Barkley Ave
Orange, CA 92868
(714) 771-6900

2516526

Subcontract Laboratory: 2516526
Pace Laboratories
4100 Atlas Court
Bakersfield, CA 93308
ATTN: Ragen Schallock
PO #: Required, to be sent via email

Enthalpy Order: EO-542490
PM: Zach Barker
Email: zach.barker@enthalpy.com
CC: incomingreports@enthalpy.com
Phone: (714) 771-6900

Results Due: Standard TAT
Report Level: II
Report To: MDL
EDDs: ELM_TransferOut (Standard Excel Transfer EDD, 3 tabs)

Notes:

Sample ID	Collected	Lab ID	# Cont.	Matrix	Analysis Requested	Comment	
SOUTH BASIN - WESTERN INLET	18-SEP-2025 08:15	542490-001	1	Water	Organophosphorus Pesticides		-1
SOUTH BASIN - EASTERN INLET	18-SEP-2025 08:45	542490-002	1	Water	Organophosphorus Pesticides		-2

Notes:	Relinquished By:	Received By:
	1540	
	Date: 9/18/25	Date: 9.19.25 1037
	Date:	Date:
	Date:	Date:

The results in this report apply to the samples analyzed in accordance with the chain of custody document. This analytical report must be reproduced in its entirety.
All results listed in this report are for the exclusive use of the submitting party. Pace Analytical assumes no responsibility for report alteration, separation, detachment or third party interpretation.

Chain of Custody and Cooler Receipt Form for 2516526 Page 2 of 2

PACE ANALYTICAL — COOLER RECEIPT FORM — Page 1 Of 1

Submission #: 2516526

SHIPPING INFORMATION	SHIPPING CONTAINER	FREE LIQUID
Fed Ex ☑ UPS ☐ GSO / GLS ☐ Hand Delivery ☐	Ice Chest ☑ None ☐ Box ☑	YES ☑ NO ☐
Pace Lab Field Service ☐ Other ☐ (Specify)_____	Other ☐ (Specify)_____	(W) / S

Refrigerant: Ice ☑ Blue Ice ☐ None ☐ Other ☐ Comments:

Custody Seals: Ice Chest ☐ Intact? Yes ☐ No ☐ | Containers ☐ Intact? Yes ☐ No ☐ | None ☑ Comments:

All samples received? Yes ☑ No ☐ All samples containers intact? Yes ☑ No ☐ Description(s) match COC? Yes ☑ No ☐

COC Received ☑ YES ☐ NO

Emissivity: 0.97 Container: N/A Thermometer ID: 367

Temperature: (A) 3.6 °C / (C) 3.2 °C

Date/Time 9.19.25

Analyst Init SMH 1037

SAMPLE CONTAINERS	SAMPLE NUMBERS 1	2	3	4	5	6	7	8	9	10
QT PE UNPRES										
4oz / 8oz / 16oz PE UNPRES										
2oz Cr^{+6}										
QT INORGANIC CHEMICAL METALS										
INORGANIC CHEMICAL METALS 4oz / 8oz / 16oz										
PT CYANIDE										
PT NITROGEN FORMS										
PT TOTAL SULFIDE										
2oz. NITRATE / NITRITE										
PT TOTAL ORGANIC CARBON										
PT CHEMICAL OXYGEN DEMAND										
PtA PHENOLICS										
40ml VOA VIAL TRAVEL BLANK										
40ml VOA VIAL										
QT EPA 1664B										
PT ODOR										
RADIOLOGICAL										
BACTERIOLOGICAL										
40 ml VOA VIAL- 504										
QT EPA 508/608.3/8081A										
QT EPA 515.1/8151A										
QT EPA 525.2										
QT EPA 525.2 TRAVEL BLANK										
40ml EPA 547										
40ml EPA 531.1										
8oz EPA 548.1										
QT EPA 549.2										
QT EPA 8015M										
QT EPA 8270C										
8oz / 16oz / 32oz AMBER	A	A								
8oz / 16oz / 32oz JAR										
SOIL SLEEVE										
PCB VIAL										
PLASTIC BAG										
TEDLAR BAG										
FERROUS IRON										
ENCORE										
SMART KIT										
SUMMA CANISTER										

CHK BY CVR DISTRIBUTION SUB OUT

Comments:

Sample Numbering Completed By: SMH Date/Time: 9/19/25 1213

A = Actual / C = Corrected

Rev 23 05/20/22

[S:\WPDoc\WordPerfect\LAP_DOCS\FORMS\SAMREC rev 20]

The results in this report apply to the samples analyzed in accordance with the chain of custody document. This analytical report must be reproduced in its entirety.
All results listed in this report are for the exclusive use of the submitting party. Pace Analytical assumes no responsibility for report alteration, separation, detachment or third party interpretation.

Pace Analytical®
ENVIRONMENTAL SCIENCES

Enthalpy Laboratories-Orange	**Reported:** 09/30/2025 16:41
931 West Barkley Avenue	Project: Soil & Waters (Zachary Barker)
Orange, CA 92868	Project Number: EO-542490
	Project Manager: Zachary Barker

Laboratory / Client Sample Cross Reference

Laboratory	Client Sample Information			
2516526-01	**COC Number:**	---	**Receive Date:**	09/19/2025 10:37
	Project Number:	---	**Sampling Date:**	09/18/2025 08:15
	Sampling Location:	---	**Sample Depth:**	---
	Sampling Point:	SOUTH BASIN - WESTERN INLET	**Lab Matrix:**	Water
	Sampled By:	client	**Sample Type:**	Water
2516526-02	**COC Number:**	---	**Receive Date:**	09/19/2025 10:37
	Project Number:	---	**Sampling Date:**	09/18/2025 08:45
	Sampling Location:	---	**Sample Depth:**	---
	Sampling Point:	SOUTH BASIN - EASTERN INLET	**Lab Matrix:**	Water
	Sampled By:	client	**Sample Type:**	Water

The results in this report apply to the samples analyzed in accordance with the chain of custody document. This analytical report must be reproduced in its entirety.
All results listed in this report are for the exclusive use of the submitting party. Pace Analytical assumes no responsibility for report alteration, separation, detachment or third party interpretation.

Pace Analytical®
ENVIRONMENTAL SCIENCES

Enthalpy Laboratories-Orange
931 West Barkley Avenue
Orange, CA 92868

Reported: 09/30/2025 16:41
Project: Soil & Waters (Zachary Barker)
Project Number: EO-542490
Project Manager: Zachary Barker

Organo-Phosphorus Pesticide Analysis (EPA Method 8141A)

Pace Sample ID: 2516526-01 | **Client Sample Name:** SOUTH BASIN - WESTERN INLET, 9/18/2025 8:15:00AM, client

Constituent	Result	Units	PQL	MDL	Method	MB Bias	Lab Quals	DCN
Azinphos methyl	ND	ug/L	0.50	0.12	EPA-8141A	ND		1
Bolstar	ND	ug/L	0.20	0.050	EPA-8141A	ND		1
Chlorpyrifos	ND	ug/L	0.20	0.050	EPA-8141A	ND		1
Coumaphos	ND	ug/L	0.50	0.11	EPA-8141A	ND		1
Demeton O/S	ND	ug/L	0.20	0.056	EPA-8141A	ND		1
Diazinon	ND	ug/L	0.20	0.050	EPA-8141A	ND		1
Dichlorvos	ND	ug/L	0.20	0.050	EPA-8141A	ND		1
Disulfoton	ND	ug/L	0.20	0.050	EPA-8141A	ND		1
Ethoprop	ND	ug/L	0.20	0.052	EPA-8141A	ND		1
Fensulfothion	ND	ug/L	0.20	0.051	EPA-8141A	ND		1
Fenthion	ND	ug/L	0.20	0.050	EPA-8141A	ND		1
Merphos	ND	ug/L	0.20	0.050	EPA-8141A	ND		1
Methyl parathion	ND	ug/L	0.20	0.050	EPA-8141A	ND		1
Mevinphos	ND	ug/L	0.20	0.050	EPA-8141A	ND		1
Naled	ND	ug/L	0.50	0.17	EPA-8141A	ND		1
Phorate	ND	ug/L	0.20	0.066	EPA-8141A	ND		1
Ronnel (Fenchlorphos)	ND	ug/L	0.20	0.050	EPA-8141A	ND		1
Stirophos (Tetrachlorvinphos)	ND	ug/L	0.20	0.082	EPA-8141A	ND		1
Tokuthion (Prothiofos)	ND	ug/L	0.20	0.050	EPA-8141A	ND		1
Trichloronate	ND	ug/L	0.20	0.050	EPA-8141A	ND		1
Triphenylphosphate (Surrogate)	82.0	%	50 - 130 (LCL - UCL)		EPA-8141A			1

DCN	Method	Prep Date	Run Date/Time	Analyst	Instrument	Dilution	QC Batch ID	Prep Method
1	EPA-8141A	09/23/25 14:00	09/30/25 03:12	OLH	GC-18	1	B219616	EPA 3510C

DCN = Data Continuation Number

The results in this report apply to the samples analyzed in accordance with the chain of custody document. This analytical report must be reproduced in its entirety.
All results listed in this report are for the exclusive use of the submitting party. Pace Analytical assumes no responsibility for report alteration, separation, detachment or third party interpretation.

Pace Analytical®
ENVIRONMENTAL SCIENCES

Enthalpy Laboratories-Orange
931 West Barkley Avenue
Orange, CA 92868

Reported: 09/30/2025 16:41
Project: Soil & Waters (Zachary Barker)
Project Number: EO-542490
Project Manager: Zachary Barker

Organo-Phosphorus Pesticide Analysis (EPA Method 8141A)

Pace Sample ID: 2516526-02 | **Client Sample Name:** SOUTH BASIN - EASTERN INLET, 9/18/2025 8:45:00AM, client

Constituent	Result	Units	PQL	MDL	Method	MB Bias	Lab Quals	DCN
Azinphos methyl	ND	ug/L	1.0	0.24	EPA-8141A	ND	A10	1
Bolstar	ND	ug/L	0.40	0.10	EPA-8141A	ND	A10	1
Chlorpyrifos	ND	ug/L	0.40	0.10	EPA-8141A	ND	A10	1
Coumaphos	ND	ug/L	1.0	0.22	EPA-8141A	ND	A10	1
Demeton O/S	ND	ug/L	0.40	0.11	EPA-8141A	ND	A10	1
Diazinon	ND	ug/L	0.40	0.10	EPA-8141A	ND	A10	1
Dichlorvos	ND	ug/L	0.40	0.10	EPA-8141A	ND	A10	1
Disulfoton	ND	ug/L	0.40	0.10	EPA-8141A	ND	A10	1
Ethoprop	ND	ug/L	0.40	0.10	EPA-8141A	ND	A10	1
Fensulfothion	ND	ug/L	0.40	0.10	EPA-8141A	ND	A10	1
Fenthion	ND	ug/L	0.40	0.10	EPA-8141A	ND	A10	1
Merphos	ND	ug/L	0.40	0.10	EPA-8141A	ND	A10	1
Methyl parathion	ND	ug/L	0.40	0.10	EPA-8141A	ND	A10	1
Mevinphos	ND	ug/L	0.40	0.10	EPA-8141A	ND	A10	1
Naled	ND	ug/L	1.0	0.34	EPA-8141A	ND	A10	1
Phorate	ND	ug/L	0.40	0.13	EPA-8141A	ND	A10	1
Ronnel (Fenchlorphos)	ND	ug/L	0.40	0.10	EPA-8141A	ND	A10	1
Stirophos (Tetrachlorvinphos)	ND	ug/L	0.40	0.16	EPA-8141A	ND	A10	1
Tokuthion (Prothiofos)	ND	ug/L	0.40	0.10	EPA-8141A	ND	A10	1
Trichloronate	ND	ug/L	0.40	0.10	EPA-8141A	ND	A10	1
Triphenylphosphate (Surrogate)	40.4	%	50 - 130 (LCL - UCL)		EPA-8141A		S09	1

DCN	Method	Prep Date	Run Date/Time	Analyst	Instrument	Dilution	QC Batch ID	Prep Method
1	EPA-8141A	09/23/25 14:00	09/30/25 03:42	OLH	GC-18	2	B219616	EPA 3510C

DCN = Data Continuation Number

The results in this report apply to the samples analyzed in accordance with the chain of custody document. This analytical report must be reproduced in its entirety.
All results listed in this report are for the exclusive use of the submitting party. Pace Analytical assumes no responsibility for report alteration, separation, detachment or third party interpretation.

Pace Analytical®
ENVIRONMENTAL SCIENCES

Enthalpy Laboratories-Orange
931 West Barkley Avenue
Orange, CA 92868

Reported: 09/30/2025 16:41
Project: Soil & Waters (Zachary Barker)
Project Number: EO-542490
Project Manager: Zachary Barker

Organo-Phosphorus Pesticide Analysis (EPA Method 8141A)

Quality Control Report - Method Blank Analysis

Constituent	QC Sample ID	MB Result	Units	PQL	MDL	Lab Quals	Run #
QC Batch ID: B219616							
Azinphos methyl	B219616-BLK1	ND	ug/L	0.50	0.12		1
Bolstar	B219616-BLK1	ND	ug/L	0.20	0.050		1
Chlorpyrifos	B219616-BLK1	ND	ug/L	0.20	0.050		1
Coumaphos	B219616-BLK1	ND	ug/L	0.50	0.11		1
Demeton O/S	B219616-BLK1	ND	ug/L	0.20	0.056		1
Diazinon	B219616-BLK1	ND	ug/L	0.20	0.050		1
Dichlorvos	B219616-BLK1	ND	ug/L	0.20	0.050		1
Disulfoton	B219616-BLK1	ND	ug/L	0.20	0.050		1
Ethoprop	B219616-BLK1	ND	ug/L	0.20	0.052		1
Fensulfothion	B219616-BLK1	ND	ug/L	0.20	0.051		1
Fenthion	B219616-BLK1	ND	ug/L	0.20	0.050		1
Merphos	B219616-BLK1	ND	ug/L	0.20	0.050		1
Methyl parathion	B219616-BLK1	ND	ug/L	0.20	0.050		1
Mevinphos	B219616-BLK1	ND	ug/L	0.20	0.050		1
Naled	B219616-BLK1	ND	ug/L	0.50	0.17		1
Phorate	B219616-BLK1	ND	ug/L	0.20	0.066		1
Ronnel (Fenchlorphos)	B219616-BLK1	ND	ug/L	0.20	0.050		1
Stirophos (Tetrachlorvinphos)	B219616-BLK1	ND	ug/L	0.20	0.082		1
Tokuthion (Prothiofos)	B219616-BLK1	ND	ug/L	0.20	0.050		1
Trichloronate	B219616-BLK1	ND	ug/L	0.20	0.050		1
Triphenylphosphate (Surrogate)	**B219616-BLK1**	**94.8**	%	**50 - 130 (LCL - UCL)**			1

Run #	QC Sample ID	QC Type	Method	Prep Date	Run Date Time	Analyst	Instrument	Dilution
1	B219616-BLK1	PB	EPA-8141A	09/23/25	09/30/25 00:44	OLH	GC-18	1

The results in this report apply to the samples analyzed in accordance with the chain of custody document. This analytical report must be reproduced in its entirety.
All results listed in this report are for the exclusive use of the submitting party. Pace Analytical assumes no responsibility for report alteration, separation, detachment or third party interpretation.

Pace Analytical®
ENVIRONMENTAL SCIENCES

Enthalpy Laboratories-Orange
931 West Barkley Avenue
Orange, CA 92868

Reported: 09/30/2025 16:41
Project: Soil & Waters (Zachary Barker)
Project Number: EO-542490
Project Manager: Zachary Barker

Organo-Phosphorus Pesticide Analysis (EPA Method 8141A)

Quality Control Report - Laboratory Control Sample

Constituent	QC Sample ID	Type	Result	Spike Level	Units	Percent Recovery	RPD	Control Limits Percent Recovery	Control Limits RPD	Lab Quals	Run #
QC Batch ID: B219616											
Bolstar	B219616-BS1	LCS	1.3200	2.0000	ug/L	66.0		50 - 130			1
	B219616-BSD1	LCSD	1.3150	2.0000	ug/L	65.8	0.4	50 - 130	30		2
Chlorpyrifos	B219616-BS1	LCS	1.5050	2.0000	ug/L	75.2		60 - 120			1
	B219616-BSD1	LCSD	1.4600	2.0000	ug/L	73.0	3.0	60 - 120	30		2
Diazinon	B219616-BS1	LCS	1.6100	2.0000	ug/L	80.5		60 - 130			1
	B219616-BSD1	LCSD	1.6050	2.0000	ug/L	80.2	0.3	60 - 130	30		2
Methyl parathion	B219616-BS1	LCS	1.3350	2.0000	ug/L	66.8		60 - 120			1
	B219616-BSD1	LCSD	1.3250	2.0000	ug/L	66.2	0.8	60 - 120	30		2
Mevinphos	B219616-BS1	LCS	2.2800	2.0000	ug/L	114		50 - 120			1
	B219616-BSD1	LCSD	2.2800	2.0000	ug/L	114	0	50 - 120	30		2
Ronnel (Fenchlorphos)	B219616-BS1	LCS	1.3100	2.0000	ug/L	65.5		50 - 120			1
	B219616-BSD1	LCSD	1.3150	2.0000	ug/L	65.8	0.4	50 - 120	30		2
Stirophos (Tetrachlorvinphos)	B219616-BS1	LCS	1.4100	2.0000	ug/L	70.5		50 - 120			1
	B219616-BSD1	LCSD	1.3150	2.0000	ug/L	65.8	7.0	50 - 120	30		2
Triphenylphosphate (Surrogate)	B219616-BS1	LCS	2.0000	2.5000	ug/L	80.0		50 - 130			1
	B219616-BSD1	LCSD	2.2700	2.5000	ug/L	90.8	12.6	50 - 130			2

Run #	QC Sample ID	QC Type	Method	Prep Date	Run Date Time	Analyst	Instrument	Dilution
1	B219616-BS1	LCS	EPA-8141A	09/23/25	09/30/25 01:14	OLH	GC-18	1
2	B219616-BSD1	LCSD	EPA-8141A	09/23/25	09/30/25 01:43	OLH	GC-18	1

The results in this report apply to the samples analyzed in accordance with the chain of custody document. This analytical report must be reproduced in its entirety.
All results listed in this report are for the exclusive use of the submitting party. Pace Analytical assumes no responsibility for report alteration, separation, detachment or third party interpretation.

Enthalpy Laboratories-Orange
931 West Barkley Avenue
Orange, CA 92868

Reported: 09/30/2025 16:41
Project: Soil & Waters (Zachary Barker)
Project Number: EO-542490
Project Manager: Zachary Barker

Notes And Definitions

MDL	Method Detection Limit
ND	Analyte Not Detected
PQL	Practical Quantitation Limit
A10	Detection and quantitation limits were raised due to matrix interference.
S09	The surrogate recovery for this compound was not within the control limits.

The results in this report apply to the samples analyzed in accordance with the chain of custody document. This analytical report must be reproduced in its entirety.
All results listed in this report are for the exclusive use of the submitting party. Pace Analytical assumes no responsibility for report alteration, separation, detachment or third party interpretation.

Laboratory Job Number 542490

Subcontracted Products

McCampbell Analytical, Inc.

McCampbell Analytical, Inc.

"When Quality Counts"

Analytical Report

WorkOrder: 2509E49

Report Created for: Enthalpy Analytical

931 West Barkley Avenue
Orange, CA 92868

Project Contact: Zach Barker
Project P.O.: 079649
Project: EO-542490

Project Location:
Project Received: 09/19/2025

Analytical Report reviewed & approved for release on 09/26/2025 by:

Tracy Babjar
Project Manager

The report shall not be reproduced except in full, without the written approval of the laboratory. The analytical results relate only to the items tested. Results reported conform to the most current regulatory standards, where applicable, unless otherwise stated.

1534 Willow Pass Rd. Pittsburg, CA 94565 ♦ TEL: (877) 252-9262 ♦ FAX: (925) 252-9269 ♦ www.mccampbell.com
CA ELAP 1644 ♦ ORELAP (NELAP) 4033 ♦ AIHA-LAP ID#232255 ♦ DoD-ELAP Cert # L22-757

McCampbell Analytical, Inc.
"When Quality Counts"

1534 Willow Pass Road, Pittsburg, CA 94565-1701
Toll Free Telephone: (877) 252-9262 / Fax: (925) 252-9269
http://www.mccampbell.com / E-mail: main@mccampbell.com

Glossary of Terms & Qualifier Definitions

Client: Enthalpy Analytical **WorkOrder:** 2509E49

Project: EO-542490

Glossary Abbreviation

%D	Serial Dilution Percent Difference
95% Interval	95% Confident Interval
CCV	Continuing Calibration Verification.
CCV REC (%)	% recovery of Continuing Calibration Verification.
CPT	Consumer Product Testing not NELAP Accredited
DF	Dilution Factor
DI WET	(DISTLC) Waste Extraction Test using DI water
DISS	Dissolved (direct analysis of 0.45 µm filtered and acidified water sample)
DLT	Dilution Test (Serial Dilution)
DUP	Duplicate
EDL	Estimated Detection Limit
ERS	External reference sample. Second source calibration verification.
ITEF	International Toxicity Equivalence Factor
LCS	Laboratory Control Sample
LCS2	Second LCS for the batch. Spike level is lower than that for the first LCS; applicable to method 1633.
LQL	Lowest Quantitation Level
MB	Method Blank
MB IS/SS % Rec	% Recovery of Internal Standard or Surrogate in Method Blank, if applicable
MB SS % Rec	% Recovery of Surrogate in Method Blank, if applicable
MDL	Method Detection Limit [1]
ML	Minimum Level of Quantitation
MS	Matrix Spike
MSD	Matrix Spike Duplicate
NA	Not Applicable
ND	Not detected at or above the indicated MDL or RL
NR	Data Not Reported due to matrix interference or insufficient sample amount.
PDS	Post Digestion Spike
PF	Prep Factor
RD	Relative Difference
RL	Reporting Limit [2]
RPD	Relative Percent Difference
RRT	Relative Retention Time
RSD	Relative Standard Deviation
SNR	Surrogate is diluted out of the calibration range

[1] MDL is the minimum measured concentration of a substance that can be reported with 99% confidence that the measured concentration is distinguishable from method blank results. Definition and Procedure for the Determination of the Method Detection Limit, Revision 2, 40CFR, Part 136, Appendix B, EPA 821-R-16-006, December 2016. Values are based upon our default extraction volume/amount and are subject to change.

[2] RL is the lowest level that can be reliably determined within specified limits of precision and accuracy during routine laboratory operating conditions. (The RL cannot be lower than the lowest calibration standard used in the initial calibration of the instrument and must be greater than the MDL.) Values are based upon our default extraction volume/amount and are subject to change.

McCampbell Analytical, Inc.
"When Quality Counts"

1534 Willow Pass Road, Pittsburg, CA 94565-1701
Toll Free Telephone: (877) 252-9262 / Fax: (925) 252-9269
http://www.mccampbell.com / E-mail: main@mccampbell.com

Glossary of Terms & Qualifier Definitions

Client: Enthalpy Analytical **WorkOrder:** 2509E49

Project: EO-542490

SPK Val	Spike Value
SPKRef Val	Spike Reference Value
SPLP	Synthetic Precipitation Leachate Procedure
ST	Sorbent Tube
TCLP	Toxicity Characteristic Leachate Procedure
TEQ	Toxicity Equivalents
TNTC	“Too Numerous to Count;” greater than 250 colonies observed on the plate.
TZA	TimeZone Net Adjustment for sample collected outside of MAI's Coordinated Universal Time (UTC). (Adjustment for Daylight Saving is not accounted.)
WET (STLC)	Waste Extraction Test (Soluble Threshold Limit Concentration)

Analytical Qualifiers

a3	Sample diluted due to high organic content interfering with quantitative/or qualitative analysis.

McCampbell Analytical, Inc.
"When Quality Counts"

1534 Willow Pass Road, Pittsburg, CA 94565-1701
Toll Free Telephone: (877) 252-9262 / Fax: (925) 252-9269
http://www.mccampbell.com / E-mail: main@mccampbell.com

Analytical Report

Client:	Enthalpy Analytical	**WorkOrder:**	2509E49
Date Received:	09/19/2025 9:40	**Extraction Method:**	E8151A
Date Prepared:	09/23/2025	**Analytical Method:**	E8151A
Project:	EO-542490	**Unit:**	µg/L

Chlorinated Herbicides by GC-ECD

Client ID	Lab ID	Matrix	Date Collected	Instrument	Batch ID
SOUTH BASIN-WESTERN INLET	2509E49-001A	Water	09/18/2025 08:15	GC15A 09252525.D	326307

Analytes	Result	MDL	RL	DF	Date Analyzed
Acifluorfen	ND	2.6	10	10	09/25/2025 22:44
Bentazon	ND	4.1	10	10	09/25/2025 22:44
Chloramben	ND	3.1	10	10	09/25/2025 22:44
2,4-D (Dichlorophenoxyacetic acid)	ND	0.59	2.0	10	09/25/2025 22:44
2,4-DB	ND	2.1	10	10	09/25/2025 22:44
Dalapon	ND	3.9	10	10	09/25/2025 22:44
DCPA (mono & diacid)	ND	1.4	10	10	09/25/2025 22:44
Dicamba	ND	0.59	2.0	10	09/25/2025 22:44
3,5-Dichlorobenzoic Acid	ND	1.9	10	10	09/25/2025 22:44
Dichloroprop	ND	1.8	10	10	09/25/2025 22:44
Dinoseb (DNBP)	ND	1.8	10	10	09/25/2025 22:44
MCPA	ND	14	20	10	09/25/2025 22:44
MCPP	ND	7.7	20	10	09/25/2025 22:44
4-Nitrophenol	ND	5.0	10	10	09/25/2025 22:44
Pentachlorophenol (PCP)	ND	0.55	2.0	10	09/25/2025 22:44
Picloram	ND	3.5	10	10	09/25/2025 22:44
2,4,5-T (Trichlorophenoxy acetic acid)	ND	0.56	2.0	10	09/25/2025 22:44
2,4,5-TP (Silvex)	ND	1.4	5.0	10	09/25/2025 22:44

Surrogates	REC (%)	Limits	DF	
DCAA	93	60-140	10	09/25/2025 22:44

Analyst(s): DP Analytical Comments: a3

(Cont.)

McCampbell Analytical, Inc.
"When Quality Counts"

1534 Willow Pass Road, Pittsburg, CA 94565-1701
Toll Free Telephone: (877) 252-9262 / Fax: (925) 252-9269
http://www.mccampbell.com / E-mail: main@mccampbell.com

Analytical Report

Client:	Enthalpy Analytical	**WorkOrder:**	2509E49
Date Received:	09/19/2025 9:40	**Extraction Method:**	E8151A
Date Prepared:	09/23/2025	**Analytical Method:**	E8151A
Project:	EO-542490	**Unit:**	µg/L

Chlorinated Herbicides by GC-ECD

Client ID	Lab ID	Matrix	Date Collected	Instrument	Batch ID
SOUTH BASIN-EASTERN INLET	2509E49-002A	Water	09/18/2025 08:45	GC15A 09252526.D	326307

Analytes	Result	MDL	RL	DF	Date Analyzed
Acifluorfen	ND	2.6	10	10	09/25/2025 23:09
Bentazon	ND	4.1	10	10	09/25/2025 23:09
Chloramben	ND	3.1	10	10	09/25/2025 23:09
2,4-D (Dichlorophenoxyacetic acid)	ND	0.59	2.0	10	09/25/2025 23:09
2,4-DB	ND	2.1	10	10	09/25/2025 23:09
Dalapon	ND	3.9	10	10	09/25/2025 23:09
DCPA (mono & diacid)	ND	1.4	10	10	09/25/2025 23:09
Dicamba	ND	0.59	2.0	10	09/25/2025 23:09
3,5-Dichlorobenzoic Acid	ND	1.9	10	10	09/25/2025 23:09
Dichloroprop	ND	1.8	10	10	09/25/2025 23:09
Dinoseb (DNBP)	ND	1.8	10	10	09/25/2025 23:09
MCPA	ND	14	20	10	09/25/2025 23:09
MCPP	ND	7.7	20	10	09/25/2025 23:09
4-Nitrophenol	ND	5.0	10	10	09/25/2025 23:09
Pentachlorophenol (PCP)	ND	0.55	2.0	10	09/25/2025 23:09
Picloram	ND	3.5	10	10	09/25/2025 23:09
2,4,5-T (Trichlorophenoxy acetic acid)	ND	0.56	2.0	10	09/25/2025 23:09
2,4,5-TP (Silvex)	ND	1.4	5.0	10	09/25/2025 23:09

Surrogates	REC (%)	Limits	DF	
DCAA	93	60-140	10	09/25/2025 23:09

Analyst(s): DP

Analytical Comments: a3

McCampbell Analytical, Inc.
"When Quality Counts"

1534 Willow Pass Road, Pittsburg, CA 94565-1701
Toll Free Telephone: (877) 252-9262 / Fax: (925) 252-9269
http://www.mccampbell.com / E-mail: main@mccampbell.com

Analytical Report

Client:	Enthalpy Analytical	**WorkOrder:**	2509E49
Date Received:	09/19/2025 9:40	**Extraction Method:**	RSK175
Date Prepared:	09/24/2025	**Analytical Method:**	RSK175
Project:	EO-542490	**Unit:**	µg/L

Dissolved Carbon Dioxide by RSK 175

Client ID	Lab ID	Matrix	Date Collected	Instrument	Batch ID
SOUTH BASIN-WESTERN INLET	2509E49-001B	Water	09/18/2025 08:15	GC26 0924251004.D	326489

Analytes	Result	MDL	RL	DF	Date Analyzed
Carbon Dioxide	**4600**	250	250	5	09/24/2025 13:06

Analyst(s): CLO

Client ID	Lab ID	Matrix	Date Collected	Instrument	Batch ID
SOUTH BASIN-EASTERN INLET	2509E49-002B	Water	09/18/2025 08:45	GC26 0924251005.D	326489

Analytes	Result	MDL	RL	DF	Date Analyzed
Carbon Dioxide	**1600**	50	50	1	09/24/2025 13:23

Analyst(s): CLO

McCampbell Analytical, Inc.
"When Quality Counts"

1534 Willow Pass Road, Pittsburg, CA 94565-1701
Toll Free Telephone: (877) 252-9262 / Fax: (925) 252-9269
http://www.mccampbell.com / E-mail: main@mccampbell.com

Quality Control Report

Client:	Enthalpy Analytical	**WorkOrder:**	2509E49
Date Prepared:	09/23/2025	**BatchID:**	326307
Date Analyzed:	09/25/2025	**Extraction Method:**	E8151A
Instrument:	GC15A	**Analytical Method:**	E8151A
Matrix:	Water	**Unit:**	µg/L
Project:	EO-542490	**Sample ID:**	MB/LCS/LCSD-326307

QC Summary Report for E8151A

Analyte	MB Result	MDL	RL	SPK Val	MB IS/SS %REC	MB IS/SS Limits
Acifluorfen	ND	0.26	1.0	-	-	-
Bentazon	ND	0.41	1.0	-	-	-
Chloramben	ND	0.31	1.0	-	-	-
2,4-D (Dichlorophenoxyacetic acid)	ND	0.059	0.20	-	-	-
2,4-DB	ND	0.21	1.0	-	-	-
Dalapon	ND	0.39	1.0	-	-	-
DCPA (mono & diacid)	ND	0.14	1.0	-	-	-
Dicamba	ND	0.059	0.20	-	-	-
3,5-Dichlorobenzoic Acid	ND	0.19	1.0	-	-	-
Dichloroprop	ND	0.18	1.0	-	-	-
Dinoseb (DNBP)	ND	0.18	1.0	-	-	-
MCPA	ND	1.4	2.0	-	-	-
MCPP	ND	0.77	2.0	-	-	-
4-Nitrophenol	ND	0.50	1.0	-	-	-
Pentachlorophenol (PCP)	ND	0.055	0.20	-	-	-
Picloram	ND	0.35	1.0	-	-	-
2,4,5-T (Trichlorophenoxy acetic acid)	ND	0.056	0.20	-	-	-
2,4,5-TP (Silvex)	ND	0.14	0.50	-	-	-
Surrogate Recovery						
DCAA	11			10	109	70-130

(Cont.)

McCampbell Analytical, Inc.
"When Quality Counts"

1534 Willow Pass Road, Pittsburg, CA 94565-1701
Toll Free Telephone: (877) 252-9262 / Fax: (925) 252-9269
http://www.mccampbell.com / E-mail: main@mccampbell.com

Quality Control Report

Client:	Enthalpy Analytical	**WorkOrder:**	2509E49
Date Prepared:	09/23/2025	**BatchID:**	326307
Date Analyzed:	09/25/2025	**Extraction Method:**	E8151A
Instrument:	GC15A	**Analytical Method:**	E8151A
Matrix:	Water	**Unit:**	µg/L
Project:	EO-542490	**Sample ID:**	MB/LCS/LCSD-326307

QC Summary Report for E8151A

Analyte	LCS Result	LCSD Result	SPK Val	LCS %REC	LCSD %REC	LCS/LCSD Limits	RPD	RPD Limit
Acifluorfen	9.3	9.8	10	93	98	70-130	4.67	30
Bentazon	9.7	10	10	97	104	70-130	6.89	30
Chloramben	11	11	10	105	106	70-130	0.863	30
2,4-D (Dichlorophenoxyacetic acid)	11	11	10	106	108	70-130	1.80	30
2,4-DB	11	10	10	105	102	70-130	3.47	30
Dalapon	12	12	10	116	118	70-130	2.31	30
DCPA (mono & diacid)	9.9	10	10	99	103	70-130	4.21	30
Dicamba	11	11	10	107	112	70-130	4.27	30
3,5-Dichlorobenzoic Acid	11	11	10	107	111	70-130	3.76	30
Dichloroprop	10	11	10	104	107	70-130	2.82	30
Dinoseb (DNBP)	10	11	10	104	108	70-130	3.64	30
MCPA	120	110	100	118	114	70-130	3.42	30
MCPP	94	110	100	94	111	70-130	16.7	30
4-Nitrophenol	11	11	10	110	111	70-130	0.0162	30
Pentachlorophenol (PCP)	10	11	10	102	106	70-130	3.59	30
Picloram	11	12	10	112	116	70-130	3.92	30
2,4,5-T (Trichlorophenoxy acetic acid)	11	11	10	112	114	70-130	2.45	30
2,4,5-TP (Silvex)	10	11	10	102	106	70-130	3.13	30
Surrogate Recovery								
DCAA	11	12	10	113	118	70-130	4.67	30

McCampbell Analytical, Inc.
"When Quality Counts"

1534 Willow Pass Road, Pittsburg, CA 94565-1701
Toll Free Telephone: (877) 252-9262 / Fax: (925) 252-9269
http://www.mccampbell.com / E-mail: main@mccampbell.com

Quality Control Report

Client:	Enthalpy Analytical	**WorkOrder:**	2509E49
Date Prepared:	09/24/2025	**BatchID:**	326489
Date Analyzed:	09/24/2025	**Extraction Method:**	RSK175
Instrument:	GC26	**Analytical Method:**	RSK175
Matrix:	Water	**Unit:**	µg/L
Project:	EO-542490	**Sample ID:**	MB/LCS/LCSD-326489

QC Summary Report for RSK175

Analyte	MB Result	MDL	RL			
Carbon Dioxide	ND	50	50	-	-	-

Analyte	LCS Result	LCSD Result	SPK Val	LCS %REC	LCSD %REC	LCS/LCSD Limits	RPD	RPD Limit
Carbon Dioxide	140	140	187.2	77	73	70-130	4.37	30

McCampbell Analytical, Inc.
"When Quality Counts"

1534 Willow Pass Road, Pittsburg, CA 94565-1701
Toll Free Telephone: (877) 252-9262 / Fax: (925) 252-9269
http://www.mccampbell.com / E-mail: main@mccampbell.com

Certified Analyte List

Client: Enthalpy Analytical **WorkOrder:** 2509E49

Project: EO-542490

Analyte	Cert 1	Cert 2	Cert 3	Cert 4	Cert 5	Analytical Method	Matrix
2,4,5-T (Trichlorophenoxy acetic acid)	◉	◉	○	○	○	E8151A	Water
2,4,5-TP (Silvex)	◉	◉	○	○	○	E8151A	Water
2,4-D (Dichlorophenoxyacetic acid)	◉	◉	○	○	○	E8151A	Water
2,4-DB	◉	◉	○	○	○	E8151A	Water
3,5-Dichlorobenzoic Acid	○	◉	○	○	○	E8151A	Water
4-Nitrophenol	◉	◉	○	○	○	E8151A	Water
Acifluorfen	○	◉	○	○	○	E8151A	Water
Bentazon	○	◉	○	○	○	E8151A	Water
Chloramben	○	◉	○	○	○	E8151A	Water
Dalapon	◉	◉	○	○	○	E8151A	Water
DCPA (mono & diacid)	○	◉	○	○	○	E8151A	Water
Dicamba	◉	◉	○	○	○	E8151A	Water
Dichloroprop	◉	◉	○	○	○	E8151A	Water
Dinoseb (DNBP)	◉	◉	○	○	○	E8151A	Water
MCPA	◉	◉	○	○	○	E8151A	Water
MCPP	◉	◉	○	○	○	E8151A	Water
Pentachlorophenol (PCP)	◉	◉	○	○	○	E8151A	Water
Picloram	○	◉	○	○	○	E8151A	Water

Certifications

Cert 1	CA ELAP 1644
Cert 2	ORELAP (NELAP) 4033

The Certified Analyte Report lists the compounds for which MAI is accredited at the time of issuance. Although MAI holds multiple accreditations, methods with extensive compound lists may not be fully accredited due to state agency availability.

McCampbell Analytical, Inc.
1534 Willow Pass Rd
Pittsburg, CA 94565-1701
(925) 252-9262

CHAIN-OF-CUSTODY RECORD

WorkOrder: 2509E49 **ClientCode: ENO** **QuoteID: 252619**

☐ WaterTrax ☐ CLIP ☐ EDF ☑ EQuIS ☑ Dry-Weight ☑ Email ☐ HardCopy ☐ ThirdParty ☑ J-flag

☑ Detection Summary ☑ **Excel** [A1_Standard _QC]

Report to:
Zach Barker
Enthalpy Analytical
931 West Barkley Avenue
Orange, CA 92868
714-771-6900 FAX:

Email: zach.barker@enthalpy.com
cc/3rd Party: incomingreports@enthalpy.com;
PO: 079649
Project: EO-542490

Bill to:
Accounts Payable/Enthalpy SoCal
Montrose Environmental Group
PO Box 842165
Boston, MA 02284-2165
003EL_ap@montrose-env.com

Requested TAT: 5 days;

Date Received: **09/19/2025**
Date Logged: **09/22/2025**

Lab ID	ClientSampID	Matrix	Collection Date	Hold	Requested Tests (See legend below)											
					1	2	3	4	5	6	7	8	9	10	11	12
2509E49-001	SOUTH BASIN-WESTERN INLET	Water	9/18/2025 08:15	☐	A	A	B									
2509E49-002	SOUTH BASIN-EASTERN INLET	Water	9/18/2025 08:45	☐	A	A	B									

Test Legend:

1	8151_W	2	PRDisposal Fee	3	RSK175_CO2_W	4	
5		6		7		8	
9		10		11		12	

Prepared by: Agustina Venegas

Comments:

NOTE: Soil samples are discarded 60 days after receipt unless other arrangements are made (Water samples are 30 days).
Hazardous samples will be returned to client or disposed of at client expense.

McCampbell Analytical, Inc.
"When Quality Counts"

1534 Willow Pass Road, Pittsburg, CA 94565-1701
Toll Free Telephone: (877) 252-9262 / Fax: (925) 252-9269
http://www.mccampbell.com / E-mail: main@mccampbell.com

WORK ORDER SUMMARY

Client Name: ENTHALPY ANALYTICAL **Project:** EO-542490 **Work Order:** 2509E49
Client Contact: Zach Barker **QC Level:** LEVEL 2
Contact's Email: zach.barker@enthalpy.com **Comments:** **Date Logged:** 9/22/2025

☐ WaterTrax ☐ CLIP ☐ EDF ☑ Excel ☐ EQuIS ☑ Email ☐ HardCopy ☐ ThirdParty ☑ J-flag

LabID	ClientSampID	Matrix	Test Name	Cont./ Comp.	Bottle & Preservative	U**	Head Space	Dry-Weight	Collection Date & Time	TAT	Test Due Date	Sediment Content	Hold	Sub Out
001A	SOUTH BASIN-WESTERN INLET	Water	E8151A (Chlorinated Herbicides)	1	1LA Narrow Mouth, Unpres	☐	☐	☐	9/18/2025 8:15	5 days	9/26/2025	Present	☐	☐
001B	SOUTH BASIN-WESTERN INLET	Water	RSK175 (CO2)	2	VOA, Unpres	☐	☐	☐	9/18/2025 8:15	5 days	9/26/2025	Present	☐	☐
002A	SOUTH BASIN-EASTERN INLET	Water	E8151A (Chlorinated Herbicides)	1	1LA Narrow Mouth, Unpres	☐	☐	☐	9/18/2025 8:45	5 days	9/26/2025	Present	☐	☐
002B	SOUTH BASIN-EASTERN INLET	Water	RSK175 (CO2)	2	VOA, Unpres	☐	☐	☐	9/18/2025 8:45	5 days	9/26/2025	Present	☐	☐

NOTES: * STLC and TCLP extractions require 2 days to complete; therefore, all TATs begin after the extraction is completed (i.e., One-day TAT yields results in 3 days from sample submission).

- ISM prep requires 5 to 10 days to complete; therefore, all TATs begin after the extraction is completed (i.e., One-day TAT yields results in 6 to 11 days from sample submission). Due date listed on WO summary will not accurately reflect the time needed for sample preparation.

- Organic extracts are held for 40 days before disposal; Inorganic extract are held for 30 days.

- MAI assumes that all material present in the provided sampling container is considered part of the sample - MAI does not exclude any material from the sample prior to sample preparation unless requested in writing by the client.

U = An unpreserved container was received for a method that suggests a preservation in order to extend hold time for analysis.**

Cont./Comp. = Containers /Composites

2509E49

ENTHALPY ANALYTICAL
931 West Barkley Ave
Orange, CA 92868
(714) 771-6900

Subcontract Laboratory:
McCampbell Analytical, Inc.
1534 Willow Pass Rd.
Pittsburg, CA 94565
ATTN: Quote ID: 252619
PO #: PO-079649

Enthalpy Order: EO-542490
PM: Zach Barker
Email: zach.barker@enthalpy.com
CC: incomingreports@enthalpy.com
Phone: (714) 771-6900

Results Due: Standard TAT
Report Level: II
Report To: MDL
EDDs: Standard Excel EDD

Notes:

Sample ID	Collected	Lab ID	# Cont.	Matrix	Analysis Requested	Comment
SOUTH BASIN - WESTERN INLET	18-SEP-2025 08:15	542490-001	1	Water	EPA 8151A Chlorinated Herbicides	
				Water	RSK-175 CO2	
SOUTH BASIN - EASTERN INLET	18-SEP-2025 08:45	542490-002	1	Water	EPA 8151A Chlorinated Herbicides	
				Water	RSK-175 CO2	

Notes:	Relinquished By:	Received By:
	1540	
	Date: 9/18/25	Date: 9/19/25 0940
	Date:	Date:
	Date:	Date:

0.1c WET IR43

FEDEX: 884493479361

McCampbell Analytical, Inc.
"When Quality Counts"

1534 Willow Pass Road, Pittsburg, CA 94565-1701
Toll Free Telephone: (877) 252-9262 / Fax: (925) 252-9269
http://www.mccampbell.com / E-mail: main@mccampbell.com

Sample Receipt Checklist

Client Name:	Enthalpy Analytical	Date and Time Received:	9/19/2025 09:40
Project:	EO-542490	Date Logged:	9/22/2025
		Received by:	Agustina Venegas
WorkOrder №:	2509E49 Matrix: Water	Logged by:	Agustina Venegas
Carrier:	FedEx		

Chain of Custody (COC) Information

Chain of custody present?	Yes	☑	No	☐		
Chain of custody signed when relinquished and received?	Yes	☑	No	☐		
Chain of custody agrees with sample labels?	Yes	☑	No	☐		
Sample IDs noted by Client on COC?	Yes	☑	No	☐		
Date and Time of collection noted by Client on COC?	Yes	☑	No	☐		
Sampler's name noted on COC?	Yes	☐	No	☑		
COC agrees with Quote?	Yes	☑	No	☐	NA	☐
COC quote NOT expired?	Yes	☑	No	☐	NA	☐

Sample Receipt Information

Custody seals intact on shipping container/cooler?	Yes	☐	No	☐	NA	☑
Custody seals intact on sample bottles?	Yes	☐	No	☐	NA	☑
Shipping container/cooler in good condition?	Yes	☑	No	☐		
Samples in proper containers/bottles?	Yes	☑	No	☐		
Sample containers intact?	Yes	☑	No	☐		
Sufficient sample volume for indicated test?	Yes	☑	No	☐		

Sample Preservation and Hold Time (HT) Information

All samples received within holding time?	Yes	☑	No	☐	NA	☐
Samples Received on Ice?	Yes	☑	No	☐		
(Ice Type: WET ICE)						
Sample/Temp Blank temperature	Temp: 0.1°C				NA	☐
ZHS conditional analyses: VOA meets zero headspace requirement (VOCs, TPHg/BTEX, RSK)?	Yes	☑	No	☐	NA	☐
Sample labels checked for correct preservation?	Yes	☑	No	☐		
pH acceptable upon receipt (Metal: <2)?	Yes	☐	No	☐	NA	☑

UCMR Samples:

pH tested and acceptable upon receipt (200.7: ≤2; 533: 6 - 8; 537.1: 6 - 8)?	Yes	☐	No	☐	NA	☑
Free Chlorine tested and acceptable upon receipt (<0.1mg/L) [not applicable to 200.7]?	Yes	☐	No	☐	NA	☑

Comments:

Laboratory Job Number 542490

Subcontracted Products

Pace Analytical - Mt. Juliet

Pace Analytical Services, LLC
1638 Roseytown Road - Suites 2,3,4
Greensburg, PA 15601
(724)850-5600

October 10, 2025

Zach Barker
Enthalpy Analytical
931 W Barkley Ave
Orange, CA 92868

RE: Project: 542490
Pace Project No.: 30813435

Dear Zach Barker:

Enclosed are the analytical results for sample(s) received by the laboratory on September 19, 2025. The results relate only to the samples included in this report. Results reported herein conform to the applicable TNI/NELAC Standards and the laboratory's Quality Manual, where applicable, unless otherwise noted in the body of the report.

The test results provided in this final report were generated by each of the following laboratories within the Pace Network:

(Greensburg, PA) - Revision #1 - This report replaces the October 2nd, 2025, report. This project was revised on October 10th, 2025, to update a reporting compound list.

If you have any questions concerning this report, please feel free to contact me.

Sincerely,

Carla Cmar for
Nikayla M. Yasurek
nikayla.yasurek@pacelabs.com
(724)850-5600
Project Manager

Enclosures

cc: Sophia Baughman, Enthalpy Analytical
Diane Galvan, Enthalpy Analytical
Brenda Hamilton, Enthalpy Analytical
Ms. Patricia Mata, Enthalpy Analytical
Taylor Nasu, Enthalpy Analytical
Jocelyn Nguyen, Enthalpy Analytical
Incoming Reports, Enthalpy Analytical
David Tripp, Enthalpy Analytical

REPORT OF LABORATORY ANALYSIS

This report shall not be reproduced, except in full,
without the written consent of Pace Analytical Services, LLC.

Pace Analytical Services, LLC
1638 Roseytown Road - Suites 2,3,4
Greensburg, PA 15601
(724)850-5600

SAMPLE SUMMARY

Project: 542490
Pace Project No.: 30813435

Lab ID	Sample ID	Matrix	Date Collected	Date Received
30813435001	**South Basin - Western Inlet**	Water	09/18/25 08:15	09/19/25 09:30
30813435002	**South Basin - Eastern Inlet**	Water	09/18/25 08:45	09/19/25 09:30

REPORT OF LABORATORY ANALYSIS

This report shall not be reproduced, except in full,
without the written consent of Pace Analytical Services, LLC.

ENTHALPY ANALYTICAL
931 West Barkley Ave
Orange, CA 92868
(714) 771-6900

D051

Subcontract Laboratory:
Pace Analytical - Mt. Juliet
12065 Lebanon Road
Mt. Juliet, TN 37122
ATTN: Jennifer Gambill
PO #: Required, to be sent via email

Enthalpy Order: EO-542490
PM: Zach Barker
Email: zach.barker@enthalpy.com
CC: incomingreports@enthalpy.com
Phone: (714) 771-6900

Results Due: Standard TAT
Report Level: II
Report To: MDL
EDDs:

L1900079

Notes:

Sample ID	Collected	Lab ID	# Cont.	Matrix	Analysis Requested	Comment
SOUTH BASIN - WESTERN INLET	18-SEP-2025 08:15	542490-001	1	Water	EPA 625.1	
SOUTH BASIN - EASTERN INLET	18-SEP-2025 08:45	542490-002	1	Water	EPA 625.1	

Notes:	Relinquished By:	Received By:
	1700	PACE 0930
	Date: 9/18/25	Date: 9/19/25
	Date:	Date:
	Date:	Date:

9155031209 15

Sample Receipt Checklist

COC Seal Present/Intact:	Y N NP	If Applicable	
COC Signed/Accurate:	Y N	VOA Zero Headspace:	Y N
Bottles arrive intact:	Y N	Pres. Correct/Check:	Y N
Correct bottles used:	Y N		
Sufficient volume sent:	Y N	Condition: NCF	OK
RA Screen <0.5 mR/hr:	Y N	Containers: 2	

PO A91.1-01=1.0

Date of Report: 10/08/2025

Nikayla Yasurek

PACE Analytical - PA
1638 Roseytown Road, Ste 2,3 &4
Greensburg, PA 15601

Client Project:	EO-542490
Pace Project:	Chiquita Canyon Landfill Stormwater
Pace Work Order:	2516722
Invoice ID:	B524666

Enclosed are the results of analyses for samples received by the laboratory on 9/19/2025. If you have any questions concerning this report, please feel free to contact me.

Revised Report: This report supersedes Report ID 1001624667

Sincerely,

Contact Person: Ragen Williams
Client Service Rep

Steven Bennett
Operations Manager

Table of Contents

Sample Information

Chain of Custody and Cooler Receipt form..... 3

Laboratory / Client Sample Cross Reference..... 6

Notes

Notes and Definitions..... 7

The results in this report apply to the samples analyzed in accordance with the chain of custody document. This analytical report must be reproduced in its entirety.

All results listed in this report are for the exclusive use of the submitting party. Pace Analytical assumes no responsibility for report alteration, separation, detachment or third party interpretation.

Internal Transfer Chain of Custody

☐ Rush Multiplier____X
☐ Samples Pre-Logged into eCOC

State Of Origin: CA
Cert. Needed: ☐ Yes ☐ No

Workorder: 30813435 Workorder Name: 542490
Owner Received Date: 9/19/2025 Results Requested By: 10/3/2025

Report To	Subcontract To
Nikayla M. Yasurek Pace Analytical Pittsburgh 1638 Roseytown Road Suites 2,3,4 Greensburg, PA 15601 Phone (724)850-5600	Pace Analytical Bakersfield 4100 Atlas Court Bakersfield, CA 93313 Phone (661)327-4911

Item	Sample ID	Sample Type	Collect Date/Time	Lab ID	Matrix	Preserved Containers: HCl	625.1	LAB USE ONLY
1	South Basin - Western Inlet	PS	9/18/2025 08:15	30813435001	Water	1	X	
2	South Basin - Eastern Inlet	PS	9/18/2025 08:45	30813435002	Water	1	X	
3								
4								
5								

Transfers	Released By	Date/Time	Received By	Date/Time
1				
2				
3				

Comments

Cooler Temperature on Receipt ____°C | Custody Seal Y or N | Received on Ice Y or N | Samples Intact Y or N

****In order to maintain client confidentiality, location/name of the sampling site, sampler's name and signature may not be provided on this COC document.*
This chain of custody is considered complete as is since this information is available in the owner laboratory.

Thursday, September 25, 2025 9:55:21 PM FMT-ALL-C-002rev.00 24March2009 Page 1 of 1

The results in this report apply to the samples analyzed in accordance with the chain of custody document. This analytical report must be reproduced in its entirety.
All results listed in this report are for the exclusive use of the submitting party. Pace Analytical assumes no responsibility for report alteration, separation, detachment or third party interpretation.

INTER_LABORATORY WORK ORDER # 30813435
(To be completed by sending lab)

Ship To:
Pace Analytical Bakersfield
4100 Atlas Court
Bakersfield, CA 93313
Phone (661)327-4911

Sending Project No:	30813435
Receiving Project No:	
Check Box for Consolidated Invoice:	☐
Date Prepared:	09/25/25
REQUESTED COMPLETION DATE:	**10/3/2025**

Sending Region	IR30-Pittsburgh	Sending Project Mgr.	Nikayla M. Yasurek
Receiving Region	S870-Bakersfield	External Client	Enthalpy Analytical
State of Sample Origin	CA	QC Deliverable	STD REPORT

All questions should be addressed to sending project manager.

Requested Reportable Units _____ Report Wet or Dry Weight? Dry Weight ☐ IRWO Lab Need to run? Cert. Needed _____

WORK REQUESTED

Method Description	Container Type	Quantity of containers	Preservative	Quantity of Samples	Acode	Acode Desc
625.1	DG9H		HCL	2	SI-33GCV	SUB PASI GCV

Special Requirements: Report C, QC Limits (C),CA PWS CLIP (1687),PEG Level LE (1550)

FOR ANALYTICAL WORK COMPLETED THIS SECTION ALSO

Return Samples to Sending Region: ☐ Yes ☐ No

DISPOSITION of FORM

Original sent to the receiving lab - Copy kept at the sending lab.
When work completed: Original sent to the ABM at the receiving laboratory. Copies are made to corporate as needed.

Thursday, September 25, 2025 9:55:23 PM FMT-ALL-C-001 rev.00 24March2009 Page 1 of 1

ENTHALPY ANALYTICAL

931 West Barkley Ave
Orange, CA 92868
(714) 771-6900

D051

Subcontract Laboratory:
Pace Analytical - Mt. Juliet
12065 Lebanon Road
Mt. Juliet, TN 37122
ATTN: Jennifer Gambill
PO #: Required, to be sent via email

Enthalpy Order: EO-542490
PM: Zach Barker
Email: zach.barker@enthalpy.com
CC: incomingreports@enthalpy.com
Phone: (714) 771-6900

Results Due: Standard TAT
Report Level: II
Report To: MDL
EDDs:

L1900079

Notes:

Sample ID	Collected	Lab ID	# Cont.	Matrix	Analysis Requested	Comment
SOUTH BASIN - WESTERN INLET	18-SEP-2025 08:15	542490-001	1	Water	EPA 625.1	
SOUTH BASIN - EASTERN INLET	18-SEP-2025 08:45	542490-002	1	Water	EPA 625.1	

Notes:	Relinquished By:	Received By:
	1700	PACE 0930
	Date: 9/18/25	Date: 9/19/25
	Date:	Date:
	Date:	Date:

71550312 09/5

Sample Receipt Checklist

COC Seal Present/Intact:	Y N NP	If Applicable	
COC Signed/Accurate:	Y N	VOA Zero Headspace:	Y N
Bottles arrive intact:	Y N	Pres. Correct/Check:	Y N
Correct bottles used:	Y N		
Sufficient volume sent:	Y N	Condition: NCF	OK
RA Screen <0.5 mR/hr:	Y N	Containers: 2	

ID A91.1-01=1.0

PACE Analytical - PA
1638 Roseytown Road, Ste 2,3 &4
Greensburg, PA 15601

Reported: 10/08/2025 23:10
Project: Chiquita Canyon Landfill Stormwater
Project Number: EO-542490
Project Manager: Nikayla Yasurek

Laboratory / Client Sample Cross Reference

Laboratory	Client Sample Information			
2516722-01	**COC Number:**	---	**Receive Date:**	09/19/2025 09:30
	Project Number:	---	**Sampling Date:**	09/18/2025 08:15
	Sampling Location:	---	**Sample Depth:**	---
	Sampling Point:	South Basin - Western Inlet	**Lab Matrix:**	Water
	Sampled By:	Client	**Sample Type:**	Water
2516722-02	**COC Number:**	---	**Receive Date:**	09/19/2025 09:30
	Project Number:	---	**Sampling Date:**	09/18/2025 08:45
	Sampling Location:	---	**Sample Depth:**	---
	Sampling Point:	South Basin - Eastern Inlet	**Lab Matrix:**	Water
	Sampled By:	Client	**Sample Type:**	Water

The results in this report apply to the samples analyzed in accordance with the chain of custody document. This analytical report must be reproduced in its entirety.
All results listed in this report are for the exclusive use of the submitting party. Pace Analytical assumes no responsibility for report alteration, separation, detachment or third party interpretation.

PACE Analytical - PA
1638 Roseytown Road, Ste 2,3 &4
Greensburg, PA 15601

Reported:	10/08/2025 23:10
Project:	Chiquita Canyon Landfill Stormwater
Project Number:	EO-542490
Project Manager:	Nikayla Yasurek

Notes And Definitions

The results in this report apply to the samples analyzed in accordance with the chain of custody document. This analytical report must be reproduced in its entirety.
All results listed in this report are for the exclusive use of the submitting party. Pace Analytical assumes no responsibility for report alteration, separation, detachment or third party interpretation.

ANALYTICAL REPORT

October 08, 2025

Revised Report

Pace Analytical - Bakersfield, CA

Sample Delivery Group:	L1900079
Samples Received:	09/19/2025
Project Number:	2516722
Description:	2516722
Site:	001
Report To:	Ragen Williams 4100 Atlas Court Bakersfield, CA 93308

Entire Report Reviewed By:

Brigit Gillespie

Project Manager

Results relate only to the items tested or calibrated and are reported as rounded values. This test report shall not be reproduced, except in full, without written approval of the laboratory. Where applicable, sampling conducted by Pace Analytical National is performed per guidance provided in laboratory standard operating procedures ENV-SOP-MTJL-0067 and ENV-SOP-MTJL-0068. Where sampling conducted by the customer, results relate to the accuracy of the information provided, and as the samples are received.



TABLE OF CONTENTS

Cp: Cover Page 1

Tc: Table of Contents 2

Ss: Sample Summary 3

Cn: Case Narrative 4

Sr: Sample Results 5

SOUTH BASIN-WESTERN INLET L1900079-01 5

SOUTH BASIN-EASTERN INLET L1900079-02 6

Qc: Quality Control Summary 7

Semi Volatile Organic Compounds (GC/MS) by Method 625.1 7

Gl: Glossary of Terms 8

Al: Accreditations & Locations 9

Sc: Sample Chain of Custody 10

SOUTH BASIN-WESTERN INLET L1900079-01

Collected by	Collected date/time	Received date/time
	09/18/25 08:15	09/19/25 09:30

Method	Batch	Dilution	Preparation date/time	Analysis date/time	Analyst	Location
Semi Volatile Organic Compounds (GC/MS) by Method 625.1	WG2605726	1	09/23/25 16:30	09/24/25 15:45	VDR	Mt. Juliet, TN

SOUTH BASIN-EASTERN INLET L1900079-02

Collected by	Collected date/time	Received date/time
	09/18/25 08:45	09/19/25 09:30

Method	Batch	Dilution	Preparation date/time	Analysis date/time	Analyst	Location
Semi Volatile Organic Compounds (GC/MS) by Method 625.1	WG2605726	1	09/23/25 16:30	09/24/25 16:07	VDR	Mt. Juliet, TN

All sample aliquots were received at the correct temperature, in the proper containers, with the appropriate preservatives, and within method specified holding times, unless qualified or notated within the report. Where applicable, all MDL (LOD) and RDL (LOQ) values reported for environmental samples have been corrected for the dilution factor used in the analysis. All Method and Batch Quality Control are within established criteria except where addressed in this case narrative, a non-conformance form or properly qualified within the sample results. By my digital signature below, I affirm to the best of my knowledge, all problems/anomalies observed by the laboratory as having the potential to affect the quality of the data have been identified by the laboratory, and no information or data have been knowingly withheld that would affect the quality of the data.



Brigit Gillespie
Project Manager

Report Revision History

Level II Report - Version 1: 09/26/25 14:44

Project Narrative

Benzoic Acid(0%) is reporting with critically low recovery in the laboratory control sample(s). This compound is a method defined poor performer. Results are estimated.
Respooled to update reporting compounds

Sample Delivery Group (SDG) Narrative

An aliquot for analysis was taken from the original container received due to volume requirements of the laboratory's procedure. Rinsing of the original sample container for inclusion in the sample extraction was not performed.

Lab Sample ID	Project Sample ID	Method
L1900079-01	SOUTH BASIN-WESTERN INLET	625.1
L1900079-02	SOUTH BASIN-EASTERN INLET	625.1

Semi Volatile Organic Compounds (GC/MS) by Method 625.1

Analyte	Result	Qualifier	MDL	RDL	Dilution	Analysis	Batch
	mg/l		mg/l	mg/l		date / time	
Alpha-Terpineol	0.0205		0.00261	0.0100	1	09/24/2025 15:45	WG2605726
(S) Nitrobenzene-d5	*52.9*			*15.0-314*		*09/24/2025 15:45*	WG2605726
(S) 2-Fluorobiphenyl	*50.6*			*22.0-127*		*09/24/2025 15:45*	WG2605726
(S) p-Terphenyl-d14	*71.0*			*29.0-141*		*09/24/2025 15:45*	WG2605726
(S) Phenol-d5	*32.0*			*8.00-424*		*09/24/2025 15:45*	WG2605726
(S) 2-Fluorophenol	*37.6*			*10.0-120*		*09/24/2025 15:45*	WG2605726
(S) 2,4,6-Tribromophenol	*79.5*			*10.0-153*		*09/24/2025 15:45*	WG2605726

Semi Volatile Organic Compounds (GC/MS) by Method 625.1

Analyte	Result	Qualifier	MDL	RDL	Dilution	Analysis	Batch
	mg/l		mg/l	mg/l		date / time	
Alpha-Terpineol	U		0.00261	0.0100	1	09/24/2025 16:07	WG2605726
(S) Nitrobenzene-d5	*58.7*			*15.0-314*		*09/24/2025 16:07*	WG2605726
(S) 2-Fluorobiphenyl	*60.4*			*22.0-127*		*09/24/2025 16:07*	WG2605726
(S) p-Terphenyl-d14	*75.9*			*29.0-141*		*09/24/2025 16:07*	WG2605726
(S) Phenol-d5	*32.7*			*8.00-424*		*09/24/2025 16:07*	WG2605726
(S) 2-Fluorophenol	*44.8*			*10.0-120*		*09/24/2025 16:07*	WG2605726
(S) 2,4,6-Tribromophenol	*83.5*			*10.0-153*		*09/24/2025 16:07*	WG2605726

Method Blank (MB)

(MB) R4278148-2 09/24/25 15:02

Analyte	MB Result mg/l	MB Qualifier	MB MDL mg/l	MB RDL mg/l
Alpha-Terpineol	U		0.00261	0.0100
(S) Nitrobenzene-d5	*44.8*			*15.0-314*
(S) 2-Fluorobiphenyl	*45.2*			*22.0-127*
(S) p-Terphenyl-d14	*71.5*			*29.0-141*
(S) Phenol-d5	*23.5*			*8.00-424*
(S) 2-Fluorophenol	*35.4*			*10.0-120*
(S) 2,4,6-Tribromophenol	*65.0*			*10.0-153*

Laboratory Control Sample (LCS)

(LCS) R4278148-1 09/24/25 14:40

Analyte	Spike Amount mg/l	LCS Result mg/l	LCS Rec. %	Rec. Limits %	LCS Qualifier
Alpha-Terpineol	0.0500	0.0325	65.0	30.0-120	
(S) Nitrobenzene-d5			*50.3*	*15.0-314*	
(S) 2-Fluorobiphenyl			*53.5*	*22.0-127*	
(S) p-Terphenyl-d14			*74.3*	*29.0-141*	
(S) Phenol-d5			*29.6*	*8.00-424*	
(S) 2-Fluorophenol			*42.3*	*10.0-120*	
(S) 2,4,6-Tribromophenol			*79.0*	*10.0-153*	

L1898744-01 Original Sample (OS) • Matrix Spike (MS) • Matrix Spike Duplicate (MSD)

(OS) L1898744-01 09/24/25 16:51 • (MS) R4278148-3 09/24/25 17:12 • (MSD) R4278148-4 09/24/25 17:34

Analyte	Spike Amount mg/l	Original Result mg/l	MS Result mg/l	MSD Result mg/l	MS Rec. %	MSD Rec. %	Dilution	Rec. Limits %	MS Qualifier	MSD Qualifier	RPD %	RPD Limits %
Alpha-Terpineol	0.0500	U	0.0323	0.0298	64.6	59.6	1	30.0-120			8.05	30
(S) Nitrobenzene-d5					*50.1*	*46.0*		*15.0-314*				
(S) 2-Fluorobiphenyl					*55.0*	*51.1*		*22.0-127*				
(S) p-Terphenyl-d14					*45.4*	*48.7*		*29.0-141*				
(S) Phenol-d5					*30.0*	*30.3*		*8.00-424*				
(S) 2-Fluorophenol					*41.4*	*42.1*		*10.0-120*				
(S) 2,4,6-Tribromophenol					*73.5*	*78.5*		*10.0-153*				

Guide to Reading and Understanding Your Laboratory Report

The information below is designed to better explain the various terms used in your report of analytical results from the Laboratory. This is not intended as a comprehensive explanation, and if you have additional questions please contact your project representative.

Results Disclaimer - Information that may be provided by the customer, and contained within this report, include Permit Limits, Project Name, Sample ID, Sample Matrix, Sample Preservation, Field Blanks, Field Spikes, Field Duplicates, On-Site Data, Sampling Collection Dates/Times, and Sampling Location. Results relate to the accuracy of this information provided, and as the samples are received.

Abbreviations and Definitions

MDL	Method Detection Limit.
RDL	Reported Detection Limit.
Rec.	Recovery.
RPD	Relative Percent Difference.
SDG	Sample Delivery Group.
(S)	Surrogate (Surrogate Standard) - Analytes added to every blank, sample, Laboratory Control Sample/Duplicate and Matrix Spike/Duplicate; used to evaluate analytical efficiency by measuring recovery. Surrogates are not expected to be detected in all environmental media.
U	Not detected at the Reporting Limit (or MDL where applicable).
Analyte	The name of the particular compound or analysis performed. Some Analyses and Methods will have multiple analytes reported.
Dilution	If the sample matrix contains an interfering material, the sample preparation volume or weight values differ from the standard, or if concentrations of analytes in the sample are higher than the highest limit of concentration that the laboratory can accurately report, the sample may be diluted for analysis. If a value different than 1 is used in this field, the result reported has already been corrected for this factor.
Limits	These are the target % recovery ranges or % difference value that the laboratory has historically determined as normal for the method and analyte being reported. Successful QC Sample analysis will target all analytes recovered or duplicated within these ranges.
Original Sample	The non-spiked sample in the prep batch used to determine the Relative Percent Difference (RPD) from a quality control sample. The Original Sample may not be included within the reported SDG.
Qualifier	This column provides a letter and/or number designation that corresponds to additional information concerning the result reported. If a Qualifier is present, a definition per Qualifier is provided within the Glossary and Definitions page and potentially a discussion of possible implications of the Qualifier in the Case Narrative if applicable.
Result	The actual analytical final result (corrected for any sample specific characteristics) reported for your sample. If there was no measurable result returned for a specific analyte, the result in this column may state “ND” (Not Detected) or “BDL” (Below Detectable Levels). The information in the results column should always be accompanied by either an MDL (Method Detection Limit) or RDL (Reporting Detection Limit) that defines the lowest value that the laboratory could detect or report for this analyte.
Uncertainty (Radiochemistry)	Confidence level of 2 sigma.
U (Radiochemistry)	Result + Error < MDA.
J (Radiochemistry)	Result < MDA; Result + Error > MDA.
Case Narrative (Cn)	A brief discussion about the included sample results, including a discussion of any non-conformances to protocol observed either at sample receipt by the laboratory from the field or during the analytical process. If present, there will be a section in the Case Narrative to discuss the meaning of any data qualifiers used in the report.
Quality Control Summary (Qc)	This section of the report includes the results of the laboratory quality control analyses required by procedure or analytical methods to assist in evaluating the validity of the results reported for your samples. These analyses are not being performed on your samples typically, but on laboratory generated material.
Sample Chain of Custody (Sc)	This is the document created in the field when your samples were initially collected. This is used to verify the time and date of collection, the person collecting the samples, and the analyses that the laboratory is requested to perform. This chain of custody also documents all persons (excluding commercial shippers) that have had control or possession of the samples from the time of collection until delivery to the laboratory for analysis.
Sample Results (Sr)	This section of your report will provide the results of all testing performed on your samples. These results are provided by sample ID and are separated by the analyses performed on each sample. The header line of each analysis section for each sample will provide the name and method number for the analysis reported.
Sample Summary (Ss)	This section of the Analytical Report defines the specific analyses performed for each sample ID, including the dates and times of preparation and/or analysis.

Qualifier	Description
	The remainder of this page intentionally left blank, there are no qualifiers applied to this SDG.

Pace Analytical National 12065 Lebanon Rd Mount Juliet, TN 37122

Alabama	40660	Nebraska	NE-OS-15-05
Alaska	17-026	Nevada	TN000032021-1
Arizona	AZ0612	New Hampshire	2975
Arkansas	88-0469	New Jersey–NELAP	TN002
California	2932	New Mexico [1]	TN00003
Colorado	TN00003	New York	11742
Connecticut	PH-0197	North Carolina	Env375
Florida	E87487	North Carolina [1]	DW21704
Georgia	NELAP	North Carolina [3]	41
Georgia [1]	923	North Dakota	R-140
Idaho	TN00003	Ohio–VAP	CL0069
Illinois	200008	Oklahoma	9915
Indiana	C-TN-01	Oregon	TN200002
Iowa	364	Pennsylvania	68-02979
Kansas	E-10277	Rhode Island	LAO000356
Kentucky [1 6]	KY90010	South Carolina	84004002
Kentucky [2]	16	South Dakota	n/a
Louisiana	AI30792	Tennessee [1 4]	2006
Louisiana	LA018	Texas	T104704245-20-18
Maine	TN00003	Texas [5]	LAB0152
Maryland	324	Utah	TN000032021-11
Massachusetts	M-TN003	Vermont	VT2006
Michigan	9958	Virginia	110033
Minnesota	047-999-395	Washington	C847
Mississippi	TN00003	West Virginia	233
Missouri	340	Wisconsin	998093910
Montana	CERT0086	Wyoming	A2LA
A2LA – ISO 17025	1461.01	AIHA-LAP,LLC EMLAP	100789
A2LA – ISO 17025 [5]	1461.02	DOD	1461.01
Canada	1461.01	USDA	P330-15-00234
EPA–Crypto	TN00003		

[1] Drinking Water [2] Underground Storage Tanks [3] Aquatic Toxicity [4] Chemical/Microbiological [5] Mold [6] Wastewater n/a Accreditation not applicable

* Not all certifications held by the laboratory are applicable to the results reported in the attached report.

* Accreditation is only applicable to the test methods specified on each scope of accreditation held by Pace Analytical.

ENTHALPY ANALYTICAL
931 West Barkley Ave
Orange, CA 92868
(714) 771-6900

D051

Subcontract Laboratory:
Pace Analytical - Mt. Juliet
12065 Lebanon Road
Mt. Juliet, TN 37122
ATTN: Jennifer Gambill
PO #: Required, to be sent via email

Enthalpy Order: EO-542490
PM: Zach Barker
Email: zach.barker@enthalpy.com
CC: incomingreports@enthalpy.com
Phone: (714) 771-6900

Results Due: Standard TAT
Report Level: II
Report To: MDL
EDDs:

L1900079

Notes:

Sample ID	Collected	Lab ID	# Cont.	Matrix	Analysis Requested	Comment
SOUTH BASIN - WESTERN INLET	18-SEP-2025 08:15	542490-001	1	Water	EPA 625.1	
SOUTH BASIN - EASTERN INLET	18-SEP-2025 08:45	542490-002	1	Water	EPA 625.1	

Notes:	Relinquished By:	Received By:
	1700	RA/PACE 0930
	Date: 9/18/25	Date: 9/19/25
	Date:	Date:
	Date:	Date:

9155031209/5 Sample Receipt Checklist PO A91.1-01=1.0

COC Seal Present/Intact:	Y N NP	If Applicable	
COC Signed/Accurate:	Y N	VOA Zero Headspace:	Y N
Bottles arrive intact:	Y N	Pres. Correct/Check:	Y N
Correct bottles used:	Y N		
Sufficient volume sent:	Y N	Condition: NCF	OK
RA Screen <0.5 mR/hr:	Y N	Containers: 2	

SUBCONTRACT ORDER

Pace Analytical Labs - Bakersfield, CA

2516722

SENDING LABORATORY:

Pace Analytical Labs
4100 Atlas Ct
Bakersfield, CA 93308
Phone: 661-327-4911
Fax: 661-327-1918
Project Manager: Ragen Williams

RECEIVING LABORATORY:

Pace Analytical National -TN $PACTN-EINV
12065 Lebanon Rd
Mt. Juliet, TN 37122
Phone :(615) 758-5858
Fax: 000

DOD: No **Level 4:** No **EDDs Needed:** EDD_Elm_TransferOut

Analysis	Due	Expires	Comments
out-625.1_w_PACTN	10/01/25 23:59	09/25/25 08:15	a-terpineol, benzoic acid, pyridine, phenol, 2-methylphenol, 3,4-methylphenol, cresol, naphthalene

CA Drinking Water PSCode:

GeoTracker - Global ID: Field Point: Log Code:

Sample ID: 2516722-01 **Water** **Sampled:** **09/18/25 08:15** **Sample Name:** South Basin - Western Inlet

Shipped direct to sub lab

Containers Supplied:
X20: Glass Amber 100 ml

Analysis	Due	Expires	Comments
out-625.1_w_PACTN	10/01/25 23:59	09/25/25 08:45	a-terpineol, benzoic acid, pyridine, phenol, 2-methylphenol, 3,4-methylphenol, cresol, naphthalene

CA Drinking Water PSCode:

GeoTracker - Global ID: Field Point: Log Code:

Sample ID: 2516722-02 **Water** **Sampled:** **09/18/25 08:45** **Sample Name:** South Basin - Eastern Inlet

Shipped direct to sub lab

Containers Supplied:
X20: Glass Amber 100 ml

Released By	Date	Received By	Date
Released By	Date	Received By	Date

Laboratory Job Number 542490

Subcontracted Products

Enthalpy - El Dorado Hills

October 10, 2025

Enthalpy Analytical - El Dorado Hills
Work Order No. 2509204

Mr. Zach Barker
Enthalpy Analytical
931 W. Barkley Avenue
Orange, CA 92868

Dear Mr. Barker,

Enclosed are the results for the sample set received at Enthalpy Analytical - EDH on September 19, 2025 under your Project Name 'EO-542490'.

Enthalpy Analytical - EDH is committed to serving you effectively. If you require additional information, please contact me at 916-673-1520 or by email at mark.rein@enthalpy.com.

Thank you for choosing Enthalpy Analytical - EDH as part of your analytical support team.

Sincerely,



Mark Rein
Project Manager

Enthalpy Analytical -EDH certifies that the report herein meets all the requirements set forth by NELAP for those applicable test methods. Results relate only to the samples as received by the laboratory. This report should not be reproduced except in full without the written approval of Enthalpy Analytical -EDH .

Enthalpy Analytical - EDH Order No. 2509204
Case Narrative

Sample Condition on Receipt:

Two water samples were received and stored securely in accordance with Enthalpy Analytical - EDH standard operating procedures and EPA methodology. The samples were received in good condition and within the method temperature requirements.

Analytical Notes:

EPA Method 1613B

The samples were extracted and analyzed for 2,3,7,8-TCDD by EPA Method 8290A using a ZB-DIOXIN GC column.

Holding Times

The method holding time criteria were met for these samples.

Quality Control

The Initial Calibration and Continuing Calibration Verifications met the method acceptance criteria.

A Method Blank and Ongoing Precision and Recovery (OPR) sample were extracted and analyzed with the preparation batch. The analyte was not detected in the Method Blank. The OPR recoveries were within the method acceptance criteria.

The labeled standard recoveries outside the acceptance criteria are flagged with an "H" qualifier. The responses of the internal standards with low recoveries were greater than 10:1 signal-to-noise, which is the limit generally considered acceptable for accurate quantitation by isotope dilution analysis.

Table of Contents

Case Narrative..... 1

Table of Contents..... 3

Sample Inventory..... 4

Analytical Results..... 5

Qualifiers..... 10

Certifications..... 11

Sample Receipt..... 12

Sample Inventory Report

Sample ID	Client Sample ID	Sampled	Received	Components/Containers
2509204-01	SOUTH BASIN - WESTERN INLET	18-Sep-25 08:15	19-Sep-25 09:48	Amber Glass NM Bottle, 1L
2509204-02	SOUTH BASIN - EASTERN INLET	18-Sep-25 08:45	19-Sep-25 09:48	Amber Glass NM Bottle, 1L

ANALYTICAL RESULTS

Sample ID: Method Blank **EPA Method 8290A**

Client Data
Name: Enthalpy Analytical
Project: EO-542490
Matrix: Aqueous

Laboratory Data
Lab Sample: B25I340-BLK1
QC Batch: B25I340 Date Extracted: 30-Sep-25
Sample Size: 1.00 L Column: ZB-DIOXIN

Analyte	Conc. (pg/L)	MDL	RL	Qualifiers	Analyzed	Dilution
2,3,7,8-TCDD	ND	1.78	5.00		09-Oct-25 02:19	1

Labeled Standards	Type	% Recovery	Limits	Qualifiers	Analyzed	Dilution
13C-2,3,7,8-TCDD	IS	69.6	40 - 135		09-Oct-25 02:19	1
37Cl-2,3,7,8-TCDD	CRS	85.5	40 - 135		09-Oct-25 02:19	1

MDL - Method Detection Limit
RL - Reporting limit

Results reported to MDL.

Sample ID: OPR **EPA Method 8290A**

Client Data		Laboratory Data			
Name:	Enthalpy Analytical	Lab Sample:	B25I340-BS1		
Project:	EO-542490	QC Batch:	B25I340	Date Extracted:	30-Sep-25 12:56
Matrix:	Aqueous	Sample Size:	1.00 L	Column:	ZB-DIOXIN

Analyte	Amt Found (pg/L)	Spike Amt	% Recovery	Limits	Qualifiers	Analyzed	Dilution
2,3,7,8-TCDD	218	200	109	70-130		09-Oct-25 00:03	1
Labeled Standards	**Type**		**% Recovery**	**Limits**	**Qualifiers**	**Analyzed**	**Dilution**
13C-2,3,7,8-TCDD	IS		81.8	40-135		09-Oct-25 00:03	1
37Cl-2,3,7,8-TCDD	CRS		97.5	40-135		09-Oct-25 00:03	1

Sample ID: SOUTH BASIN - WESTERN INLET **EPA Method 8290A**

Client Data

Name: Enthalpy Analytical
Project: EO-542490
Matrix: Water
Date Collected: 18-Sep-25 08:15

Laboratory Data

Lab Sample: 2509204-01
QC Batch: B25I340
Sample Size: 0.944 L
Date Received: 19-Sep-25 09:48
Date Extracted: 30-Sep-25
Column: ZB-DIOXIN

Analyte	Conc. (pg/L)	MDL	RL	Qualifiers	Analyzed	Dilution
2,3,7,8-TCDD	ND	1.88	5.29		09-Oct-25 08:21	1

Labeled Standards	Type	% Recovery	Limits	Qualifiers	Analyzed	Dilution
13C-2,3,7,8-TCDD	IS	42.5	40 - 135		09-Oct-25 08:21	1
37Cl-2,3,7,8-TCDD	CRS	89.0	40 - 135		09-Oct-25 08:21	1

MDL - Method Detection Limit
RL - Reporting limit

Results reported to MDL.

Sample ID: SOUTH BASIN - EASTERN INLET **EPA Method 8290A**

Client Data

Name: Enthalpy Analytical
Project: EO-542490
Matrix: Water
Date Collected: 18-Sep-25 08:45

Laboratory Data

Lab Sample: 2509204-02
QC Batch: B25I340
Sample Size: 1.02 L
Date Received: 19-Sep-25 09:48
Date Extracted: 30-Sep-25
Column: ZB-DIOXIN

Analyte	Conc. (pg/L)	MDL	RL	Qualifiers	Analyzed	Dilution
2,3,7,8-TCDD	ND	1.75	4.90		09-Oct-25 09:06	1

Labeled Standards	Type	% Recovery	Limits	Qualifiers	Analyzed	Dilution
13C-2,3,7,8-TCDD	IS	37.0	40 - 135	H	09-Oct-25 09:06	1
37Cl-2,3,7,8-TCDD	CRS	88.3	40 - 135		09-Oct-25 09:06	1

MDL - Method Detection Limit
RL - Reporting limit

Results reported to MDL.

DATA QUALIFIERS & ABBREVIATIONS

B	This compound was also detected in the method blank
Conc.	Concentration
CRS	Cleanup Recovery Standard
D	Dilution
DL	Detection Limit
E	The associated compound concentration exceeded the calibration range of the instrument
EDL	Estimated Detection Limit
EMPC	Estimated Maximum Possible Concentration
H	Recovery and/or RPD was outside laboratory acceptance limits
I	Chemical Interference
IS	Internal Standard
J	The amount detected is below the Reporting Limit/LOQ
LOD	Limit of Detection
LOQ	Limit of Quantitation
MDL	Method Detection Limit
NA	Not applicable
ND	Not Detected
OPR	Ongoing Precision and Recovery sample
P	The reported concentration may include contribution from chlorinated diphenyl ether(s).
Q	The ion transition ratio is outside of the acceptance criteria.
RL	Reporting Limit
RL	For 537.1, the reported RLs are the MRLs.
TEQ	Toxic Equivalency, sum of the toxic equivalency factors (TEF) multiplied by the sample concentrations.
TEQMax	TEQ calculation that uses the detection limit as the concentration for non-detects
TEQMin	TEQ calculation that uses zero as the concentration for non-detects
TEQRisk	TEQ calculation that uses ½ the detection limit as the concentration for non-detects
U	Not Detected (specific projects only)
*	See Cover Letter

Unless otherwise noted, solid sample results are reported in dry weight. Tissue samples are reported in wet weight.

Enthalpy Analytical - EDH Certifications

Accrediting Authority	Certificate Number
Alaska Department of Environmental Conservation	17-013
Arkansas Department of Environmental Quality	21-023-0
California Department of Health – ELAP	2892
DoD ELAP - A2LA Accredited - ISO/IEC 17025	3091.01
Florida Department of Health	E87777
Hawaii Department of Health	N/A
Louisiana Department of Environmental Quality	01977
Maine Department of Health	2020018
Michigan Department of Environmental Quality	9932
Minnesota Department of Health	2211390
Nevada Division of Environmental Protection	CA00413
New Hampshire Environmental Accreditation Program	207721
New Jersey Department of Environmental Protection	CA003
New York Department of Health	11411
Ohio Environmental Protection Agency	87778
Oregon Laboratory Accreditation Program	4042-021
Texas Commission on Environmental Quality	T104704189-22-13
Vermont Department of Health	VT-4042
Virginia Department of General Services	11276
Washington Department of Ecology	C584
Wisconsin Department of Natural Resources	998036160

Current certificates and lists of licensed parameters can be found at Enthalpy.com/Resources/Accreditations.

ENTHALPY ANALYTICAL

931 West Barkley Ave
Orange, CA 92868
(714) 771-6900

Subcontract Laboratory:
Enthalpy - El Dorado Hills
1104 Windfield Way
El Dorado Hills, CA 95762
ATTN: Mark Rein
PO #: Required, to be sent via email

Enthalpy Order: EO-542490
PM: Zach Barker
Email: zach.barker@enthalpy.com
CC: incomingreports@enthalpy.com
Phone: (714) 771-6900

2509204 1.5°C

Results Due: Standard TAT
Report Level: II
Report To: MDL
EDDs: BLDR:Enthalpy (the normal EDD you send to Orange)

Notes:
Chiquita Canyon Landfill

Sample ID	Collected	Lab ID	# Cont.	Matrix	Analysis Requested	Comment
SOUTH BASIN - WESTERN INLET	18-SEP-2025 08:15	542490-001	1	Water	EPA 8290 - 2,3,7,8-TCDD Only	
SOUTH BASIN - EASTERN INLET	18-SEP-2025 08:45	542490-002	1	Water	EPA 8290 - 2,3,7,8-TCDD Only	

Notes:	Relinquished By:	Received By:
	540	
	Date: 9/18/25	Date: 09/19/25 0948
	Date:	Date:
	Date:	Date:

CoC/Label Reconciliation Report WO# 2509204

LabNumber	CoC Sample ID		SampleAlias	Sample Date/Time		Container	BaseMatrix	Sample Comments
2509204-01	A SOUTH BASIN - WESTERN INLET	☑	542490-001	18-Sep-25 08:15	☑	Amber Glass NM Bottle, 1L	Aqueous	
2509204-02	A SOUTH BASIN - EASTERN INLET	☑	542490-002	18-Sep-25 08:45	☑	Amber Glass NM Bottle, 1L	Aqueous	

Checkmarks indicate that information on the COC reconciled with the sample label.
Any discrepancies are noted in the following columns.

CONDITION	Yes	No	NA
Sample Container Intact?	✓		
Sample Container(s) Custody Seals Intact?			✓
Custody Seals On Cooler Intact?			✓
Adequate Sample Volume?	✓		
Container Type Appropriate for Analysis(es)?	✓		

Comments: No back up volume

Preservation Documented: Na2S2O3 Trizma NH4CH3CO2 (None) Other

Verified by/Date: JT 09/19/25
WMS 09/19/25

Enthalpy Analytical
931 West Barkley Ave
Orange, CA 92868
(714) 771-6900

enthalpy.com

Lab Job Number : 544249
Report Level : II
Report Date : 11/04/2025

Analytical Report *prepared for:*

Kate Logan
Waste Connections
Chiquita Canyon Landfill
29201 Henry Mayo Drive
Castaic, CA 91384

Project: CCLF STORMWATER - Chiquita Canyon Stormwater

Authorized for release by:



Zach Barker, Project Manager
zach.barker@enthalpy.com

This data package has been reviewed for technical correctness and completeness. Release of this data has been authorized by the Laboratory Manager or the Manager's designee, as verified by the above signature which applies to this PDF file as well as any associated electronic data deliverable files. The results contained in this report meet all requirements of NELAP and pertain only to those samples which were submitted for analysis. This report may be reproduced only in its entirety.

CA ELAP# 1338, CA ELAP #1338-S1, NELAP# 4038, SCAQMD LAP# 18LA0518, LACSD ID# 10105, ORELAP# 4197

ENTHALPY ANALYTICAL

Sample Summary

Kate Logan Waste Connections Chiquita Canyon Landfill 29201 Henry Mayo Drive Castaic, CA 91384	Lab Job #: Project No: Location: Date Received:	544249 CCLF STORMWATER Chiquita Canyon Stormwater 10/14/25

Sample ID	Lab ID	Collected	Matrix
SOUTH BASIN - WESTERN INLET	544249-001	10/14/25 08:20	Water
SOUTH BASIN - EASTERN INLET	544249-002	10/14/25 09:00	Water

ENTHALPY ANALYTICAL

Case Narrative

Waste Connections Chiquita Canyon Landfill 29201 Henry Mayo Drive Castaic, CA 91384 Kate Logan	Lab Job Number: 544249 Project No: CCLF STORMWATER Location: Chiquita Canyon Stormwater Date Received: 10/14/25

This data package contains sample and QC results for two water samples, requested for the above referenced project on 10/14/25. The samples were received in good condition.

Volatile Organics by GC/MS (EPA 8260B):

- SOUTH BASIN - WESTERN INLET (lab # 544249-001) and SOUTH BASIN - EASTERN INLET (lab # 544249-002) had pH greater than 2.
- No other analytical problems were encountered.

Semivolatile Organics by GC/MS (EPA 8270C):
No analytical problems were encountered.

Semivolatile Organics by GC/MS (EPA 625.1):
No analytical problems were encountered.

Semivolatile Organics by GC/MS SIM (EPA 8270C-SIM):
No analytical problems were encountered.

Pesticides (EPA 8081A):
No analytical problems were encountered.

Total Organic Carbon by IR (SM 5310B):
No analytical problems were encountered.

PCBs (EPA 8082):
No analytical problems were encountered.

Metals (EPA 200.7, EPA 200.8, and EPA 245.1):

- High response was observed for beryllium in the ICV analyzed 10/20/25 17:06; this analyte was not detected at or above the RL in the associated sample, and affected data was qualified with "b".
- No other analytical problems were encountered.

Ion Chromatography (EPA 300.0):

- Low recoveries were observed for chloride in the MS/MSD for batch 384467; the parent sample was not a project sample, and the LCS was within limits.
- Responses exceeding the instrument's linear range were observed for chloride in the MS/MSD for batch 384467; affected data was qualified with "E".
- No other analytical problems were encountered.

Conductivity (SM2510B):
No analytical problems were encountered.

Total Oil & Grease (HEM) (EPA 1664A):

- Matrix spikes were not performed for this analysis due to insufficient sample volume.
- No analytical problems were encountered.

Total Phenolics (EPA 420.1):
No analytical problems were encountered.

Alkalinity (SM2320B):
No analytical problems were encountered.

Sulfide (SM 4500-S2-D):
No analytical problems were encountered.

Total Dissolved Solids (TDS) (SM2540C):
No analytical problems were encountered.

Total Suspended Solids (TSS) (SM2540D):

- High RPD was observed for total suspended solids in the SDUP for batch 385012; the parent sample was not a project sample.
- High RPD was observed for total suspended solids in the SDUP for batch 385197; the parent sample was not a project sample.
- No other analytical problems were encountered.

Chemical Oxygen Demand (SM5220D):
No analytical problems were encountered.

Biochemical Oxygen Demand (SM5210B):
No analytical problems were encountered.

Turbidity (SM2130B):
No analytical problems were encountered.

Cyanide - Semi-Automated Method (SM 4500-CN-E and SM 4500-CN-E):

- High RPD was observed for cyanide in the MS/MSD for batch 384795; the parent sample was not a project sample, and this analyte was not detected at or above the RL in the associated samples.
- No other analytical problems were encountered.

Coliform - 9221 Tests (SM 9221B and SM 9221F):
No analytical problems were encountered.

Ammonia and TKN- Semi-Automated Method (SM 4500-NH3-G):

- Low recovery was observed for ammonia-N in the MS for batch 384593; the parent sample was not a project sample, the LCS was within limits, and the associated RPD was within limits.
- No other analytical problems were encountered.

Organophosphorus Pesticides (EPA 8141A):
Pace Laboratories in Bakersfield, CA performed the analysis (see sublab report section for certifications). Please see the Pace Laboratories case narrative.

8151A Chlorinated Herbicides (EPA 8151A):
McCampbell Analytical, Inc. in Pittsburg, CA performed the analysis (NELAP certified). Please see the McCampbell Analytical, Inc. case narrative.

RSK-175 CO2 (RSK-175):
McCampbell Analytical, Inc. in Pittsburg, CA performed the analysis (see sublab report section for certifications). Please see the McCampbell Analytical, Inc. case narrative.

Dioxins & Furans (EPA 8290):
Enthalpy - El Dorado Hills in El Dorado Hills, CA performed the analysis (see sublab report section for certifications). Please see the Enthalpy - El Dorado Hills case narrative.

EPA 625.1 (EPA 625.1):
Pace Analytical - Mt. Juliet in Mt. Juliet, TN performed the analysis (see sublab report section for certifications). Please see the Pace Analytical - Mt. Juliet case narrative.

ENTHALPY ANALYTICAL

Chain of Custody Record

Lab No: 544249

Page: 1 of 3

Turn Around Time (rush by advanced notice only)

Standard:	X	5 Day:		3 Day:	
2 Day:		1 Day:		Custom TAT:	

Enthalpy Analytical - Orange

931 W. Barkley Avenue, Orange, CA 92868

Phone 714-771-6900

Matrix: A = Air S = Soil/Solid W = Water DW = Drinking Wate SD = Sediment PP = Pure Product SEA = Sea Water SW = Swab T = Tissue WP = Wipe O = Other

Preservatives: 1 = $Na_2S_2O_3$ 2 = HCl 3 = HNO_3 4 = H_2SO_4 5 = NaOH 6 = Other

Sample Receipt Temp: 5.7/5.7 3.3/3.3 4.7/4.7 5.0/5.0 FR13 (lab use only)

CUSTOMER INFORMATION		PROJECT INFORMATION	
Company:	Chiquita Canyon, LLC	Name:	SW - Inlets
Report To:	Kate Logan	Number:	
Email:	kate.logan@wasteconnections.com	P.O. #:	
Address:	29201 Henry Mayo Drive	Address:	29201 Henry Mayo Drive
	Castaic, CA 91384		Castaic, CA 91384
Phone:	682-559-3880	Global ID:	
Fax:		Sampled By:	

	Sample ID	Sampling Date	Sampling Time	Matrix	Container No. / Size	Pres.	200.7/200.8 Metals (see comments)	245.1 Mercury	4500-CN-E Cyanide	8081 Pesticides / 8082 PCBs	8141 Organophosphorous Pesticides	8151 Herbicides	8260 VOCs	8260 Acrolein/Acrylonitrile	8270C	8290 2,3,7,8-TCDD
1	South Basin - Western Inlet	10/14/25	0820	W	38	6,2,4,1	X	X	X	X	X	X	X	X	X	X
2	South Basin - Eastern Inlet	10/14/25	0900	W	38	6,2,4,1	X	X	X	X	X	X	X	X	X	X
3																
4																
5																
6																
7																
8																
9																
10																

Test Instructions / Comments

200.8 - Ag, As, B, Ba, Be, Cd, Co, Cr, Cu, Ni, Mn, Pb, Sb, Se, Sn, Tl, V, Zn 200.7 Fe, Ca, K, Mg, Na

Additional email recipients:
matt.breuer@wasteconnections.com
stormwater@wasteconnections.com
tmb@swteng.com
aav@swteng.com

Direct invoices to:
Maribel Bolanos
(661) 257-3665

Login 544249

	Signature	Print Name	Company / Title	Date / Time
[1] Relinquished By:	Devan Zajac	Devan Zajac	CTEH	10-14-25 1316
[1] Received By:	Anna Roberts	Anna Roberts	ET	10-14-25 13:16
[2] Relinquished By:				
[2] Received By:				
[3] Relinquished By:				
[3] Received By:				

ENTHALPY ANALYTICAL

Chain of Custody Record

Lab No:

Page: 2 of 3

Turn Around Time (rush by advanced notice only)					
Standard:	X	5 Day:		3 Day:	
2 Day:		1 Day:		Custom TAT:	

Enthalpy Analytical - Orange

931 W. Barkley Avenue, Orange, CA 92868

Phone 714-771-6900

Matrix: A = Air S = Soil/Solid W = Water DW = Drinking Wate SD = Sediment PP = Pure Product SEA = Sea Water SW = Swab T = Tissue WP = Wipe O = Other

Preservatives: 1 = $Na_2S_2O_3$ 2 = HCl 3 = HNO_3 4 = H_2SO_4 5 = NaOH 6 = Other

Sample Receipt Temp: (lab use only)

CUSTOMER INFORMATION		PROJECT INFORMATION	
Company:	Chiquita Canyon, LLC	Name:	SW - Inlets
Report To:	Kate Logan	Number:	
Email:	kate.logan@wasteconnections.com	P.O. #:	
Address:	29201 Henry Mayo Drive	Address:	29201 Henry Mayo Drive
	Castaic, CA 91384		Castaic, CA 91384
Phone:	682-559-3880	Global ID:	
Fax:		Sampled By:	

	Sample ID	Sampling Date	Sampling Time	Matrix	Container No. / Size	Pres.	SM4500-S2-D Total Sulfide	420.1 Total Phenolics	1664A Oil and Grease	9221B Tota Coliform	9221F E. Coli	300.0 Cl, Br, Fl, NO3, NO2, SO4	2540D TSS	5310B TOC	8270 SIM 1,4-Dioxane	SM2320B Alkalinity
1	South Basin - Western Inlet	10/14/25	0820	W	38	6,2,4,1	X	X	X	X	X	X	X	X	X	X
2	South Basin - Eastern Inlet	10/14/25	0900	W	38	6,2,4,1	X	X	X	X	X	X	X	X	X	X
3																
4																
5																
6																
7																
8																
9																
10																

Analysis Request

Test Instructions / Comments

Additional email recipients:
matt.breuer@wasteconnections.com
stormwater@wasteconnections.com
tmb@swteng.com
aav@swteng.com

Direct invoices to:
Maribel Bolanos
(661) 257-3665

	Signature	Print Name	Company / Title	Date / Time
1 Relinquished By:	Devan Majors	Devan Zajac	CTEH	10-14-25 1316
1 Received By:	Anna Roberts	Anna Roberts	EA	10-14-25 13:16
2 Relinquished By:				
2 Received By:				
3 Relinquished By:				
3 Received By:				

ENTHALPY ANALYTICAL

Chain of Custody Record

Lab No:

Page: 3 of 3

Turn Around Time (rush by advanced notice only)

Standard:	X	5 Day:		3 Day:	
2 Day:		1 Day:		Custom TAT:	

Enthalpy Analytical - Orange

931 W. Barkley Avenue, Orange, CA 92868

Phone 714-771-6900

Matrix: A = Air S = Soil/Solid W = Water DW = Drinking Wate SD = Sediment PP = Pure Product SEA = Sea Water SW = Swab T = Tissue WP = Wipe O = Other

Preservatives: 1 = $Na_2S_2O_3$ 2 = HCl 3 = HNO_3 4 = H_2SO_4 5 = NaOH 6 = Other

Sample Receipt Temp: (lab use only)

CUSTOMER INFORMATION		PROJECT INFORMATION	
Company:	Chiquita Canyon, LLC	Name:	SW - Inlets
Report To:	Kate Logan	Number:	
Email:	kate.logan@wasteconnections.com	P.O. #:	
Address:	29201 Henry Mayo Drive	Address:	29201 Henry Mayo Drive
	Castaic, CA 91384		Castaic, CA 91384
Phone:	682-559-3880	Global ID:	
Fax:		Sampled By:	

	Sample ID	Sampling Date	Sampling Time	Matrix	Container No. / Size	Pres.	SM5220D Chemical Oxygen Demand	SM2510B Specific Conductance	RSK-175 Carbon Dioxide	2540E TDS	SM2130B Turbidity	350.1 Ammonia	625.1 - See Comments	625.1 Alpha-Terpineol	SM5210B BOD	
1	South Basin - Western Inlet	10/14/25	0820	W	38	6,2,4,1	X	X	X	X	X	X	X	X	X	
2	South Basin - Eastern Inlet	10/14/25	0900	W	38	6,2,4,1	X	X	X	X	X	X	X	X	X	
3																
4																
5																
6																
7																
8																
9																
10																

Analysis Request

Test Instructions / Comments

625.1 - Benzoic Acid, Pyridine, Phenol, 2-methylphenol, 3,4-methylphenol, Cresol, Naphthalene, alpha-terpineol

Additional email recipients:
matt.breuer@wasteconnections.com
stormwater@wasteconnections.com
tmb@swteng.com
aav@swteng.com

Direct invoices to:
Maribel Bolanos
(661) 257-3665

	Signature	Print Name	Company / Title	Date / Time
1 Relinquished By:	Devan Zajac	Devan Zajac	CTEH	10-14-25 1316
1 Received By:	Anna Roberts	Anna Roberts	ET	10-14-25 13:16
2 Relinquished By:				
2 Received By:				
3 Relinquished By:				
3 Received By:				

SAMPLE RECEIPT CHECKLIST

Section 1: General Info

Date Received: 10/14/25 WO# 544249 Client: WASTECONNECTIONS

Section 2: Shipping / Custody **Are custody seals present?** ☐ Yes ☒ No

Custody seals intact on arrival? ■ N/A ☐ Yes ☐ No ☐ On cooler / box ☐ On samples

☐ Courier ■ Walk-In ☐ Field Sampling ☐ Shipping Info: _____

Section 3a: Condition / Packaging ☐ **Outside 0.0 - 6.0°C (0.0 - 10.0°C for microbiology) (PM notified)**

Date Opened 10/14/25 By (initials) AGR Type of ice used: ■ Wet ☐ Blue/Gel ☐ None

☐ Samples received on ice directly from the field; cooling process had begun. (if checked, skip temperatures)

☐ Sample matrix doesn't require cooling (e.g. air, bulk PCB). (if checked, skip temperatures)

If no cooler: Observed/Adjusted Temp (°C): _____ / _____ Thermometer/IR Gun: IR13 CF: 0.0

Cooler Temp (°C) #1: 5.7 / 5.7 #2: 4.7 / 4.7 #3: 3.3 / 3.3 #4: 5.0 / 5.0 #5: ____ / ____ #6: ____ / ____

Section 3b: Microbiology Samples ☐ **No microbiology samples submitted (skip 3b)**

■ Within temp range 0.0 - 10.0°C or received on ice directly from field.

■ Adequate headspace for microbiology analysis.

Section 3c: Air Samples ■ **No air samples submitted (skip 3c)**

☐ 1.4L Canisters ☐ 6L Canisters ☐ Tedlar Bags ☐ MCE Cassettes ☐ Sorbent Tubes ☐ Other_____

Section 4: Containers / Labels / Samples	YES	NO	N/A
1) Were custody papers present, filled properly, and legible?	X		
2) Is the sampler's name present on the CoC?		X	
3) Were containers received in good condition (unbroken / unopened / uncompromised)?	X		
4) Were the samples bagged? (required for microbiology samples; recommended for soil samples)	X		
5) Were all of, and only, the correct samples received?	X		
6) Are sample labels present, legible, and in agreement with the CoC?	X		
7) Does the container count match the CoC?	X		
8) Was sufficient sample volume / mass received for the analyses requested?	X		
9) Were samples received in proper containers for the analyses requested?	X		
10) Were samples received with > 1/2 holding time remaining?	X		
11) Are samples properly preserved as indicated by CoC / labels?	X		
12) Unpreserved VOAs received - If necessary, was the hold time changed in LIMS?		X	
13) Are VOA vials free from headspace/bubbles > 6mm?	X		

Section 5: Explanations / Comments

(If no comments are made, then no discrepancies noted.)

☐ **No additional discrepancies**

Date Logged 10/14/25 **By (print)** NCM **(sign)** _____

Date Labeled 10/14/25 **By (print)** AGR **(sign)** _____

ENTHALPY ANALYTICAL

Analysis Results for 544249

Kate Logan
Waste Connections
Chiquita Canyon Landfill
29201 Henry Mayo Drive
Castaic, CA 91384

Lab Job #: 544249
Project No: CCLF STORMWATER
Location: Chiquita Canyon Stormwater
Date Received: 10/14/25

Sample ID: SOUTH BASIN - WESTERN INLET | **Lab ID:** 544249-001 | **Matrix:** Water | **Collected:** 10/14/25 08:20

544249-001 Analyte	Result	Qual	Units	RL	MDL	DF	Batch	Prepared	Analyzed	Chemist
Method: EPA 1664A Prep Method: METHOD										
Total Oil and Grease	ND		mg/L	5.0	0.97	1	385673	10/26/25	10/27/25	JAG
Method: EPA 200.7 Prep Method: EPA 3015A										
Calcium	**33**		mg/L	1.0	0.57	1	384637	10/15/25	10/15/25	CAP
Iron	**9.5**		mg/L	0.10	0.046	1	384637	10/15/25	10/15/25	CAP
Magnesium	**5.5**		mg/L	0.10	0.025	1	384637	10/15/25	10/15/25	CAP
Potassium	**3.8**		mg/L	0.50	0.40	1	384637	10/15/25	10/15/25	CAP
Sodium	**11**		mg/L	0.60	0.35	1	384637	10/15/25	10/15/25	CAP
Method: EPA 200.8 Prep Method: EPA 3015A										
Antimony	ND		ug/L	2.0	0.31	1	384686	10/15/25	10/15/25	DXC
Arsenic	**3.6**		ug/L	2.0	0.22	1	384686	10/15/25	10/15/25	DXC
Barium	**120**		ug/L	5.0	0.46	1	384686	10/15/25	10/15/25	DXC
Beryllium	**0.69**	J,b	ug/L	2.0	0.15	2	384686	10/15/25	10/20/25	DXC
Boron	**29**		ug/L	20	11	2	384686	10/15/25	10/20/25	DXC
Cadmium	ND		ug/L	1.0	0.26	1	384686	10/15/25	10/15/25	DXC
Chromium	**17**		ug/L	5.0	0.34	1	384686	10/15/25	10/15/25	DXC
Cobalt	**7.2**		ug/L	1.0	0.074	1	384686	10/15/25	10/15/25	DXC
Copper	**18**		ug/L	5.0	2.0	1	384686	10/15/25	10/15/25	DXC
Lead	**10**		ug/L	5.0	0.16	1	384686	10/15/25	10/15/25	DXC
Manganese	**250**		ug/L	10	4.3	1	384686	10/15/25	10/15/25	DXC
Nickel	**14**		ug/L	5.0	0.84	1	384686	10/15/25	10/15/25	DXC
Selenium	**2.1**	J	ug/L	4.0	1.6	1	384686	10/15/25	10/15/25	DXC
Silver	ND		ug/L	5.0	0.51	1	384686	10/15/25	10/15/25	DXC
Thallium	ND		ug/L	1.0	0.19	1	384686	10/15/25	10/15/25	DXC
Tin	ND		ug/L	5.0	0.49	1	384686	10/15/25	10/15/25	DXC
Vanadium	**29**		ug/L	5.0	0.36	1	384686	10/15/25	10/15/25	DXC
Zinc	**58**		ug/L	10	7.4	1	384686	10/15/25	10/15/25	DXC
Method: EPA 245.1 Prep Method: EPA 245.1										
Mercury	**0.16**	J	ug/L	0.40	0.032	1	384600	10/15/25	10/15/25	MLL
Method: EPA 300.0 Prep Method: METHOD										
Fluoride	**0.080**	J	mg/L	0.20	0.059	1	384467	10/14/25 11:45	10/14/25 23:13	KUM
Chloride	**4.1**		mg/L	1.0	0.26	1	384467	10/14/25 11:45	10/14/25 23:13	KUM
Nitrogen, Nitrite	**0.02**	J	mg/L	0.10	0.02	1	384467	10/14/25 11:45	10/14/25 23:13	KUM

Results for any subcontracted analyses are not included in this section.

ENTHALPY ANALYTICAL

Analysis Results for 544249

544249-001 Analyte	Result	Qual	Units	RL	MDL	DF	Batch	Prepared	Analyzed	Chemist
Bromide	ND		mg/L	0.30	0.061	1	384467	10/14/25 11:45	10/14/25 23:13	KUM
Nitrogen, Nitrate	**0.59**		mg/L	0.10	0.05	1	384467	10/14/25 11:45	10/14/25 23:13	KUM
Sulfate	**18**		mg/L	1.0	0.18	1	384467	10/14/25 11:45	10/14/25 23:13	KUM
Method: EPA 350.1 Prep Method: METHOD										
Ammonia-N	**0.10**		mg/L	0.10	0.050	1	384593	10/15/25	10/15/25	CKN
Method: EPA 420.1 Prep Method: METHOD										
Total Phenolics	ND		mg/L	0.010	0.0065	1	386078	10/30/25	10/30/25	LVL
Method: EPA 625.1 Prep Method: EPA 3510C										
Pyridine	ND		ug/L	9.4	2.7	0.94	384875	10/17/25	10/17/25	TJW
Phenol	ND		ug/L	9.4	2.0	0.94	384875	10/17/25	10/17/25	TJW
2-Methylphenol	ND		ug/L	9.4	3.1	0.94	384875	10/17/25	10/17/25	TJW
3-,4-Methylphenol	ND		ug/L	9.4	2.8	0.94	384875	10/17/25	10/17/25	TJW
Benzoic acid	ND		ug/L	47	10	0.94	384875	10/17/25	10/17/25	TJW
Naphthalene	ND		ug/L	9.4	3.4	0.94	384875	10/17/25	10/17/25	TJW
Cresol	ND		ug/L	9.4		0.94	384875	10/17/25	10/17/25	TJW
Method: EPA 8081A Prep Method: EPA 3510C										
alpha-BHC	ND		ug/L	0.05	0.009	0.94	384853	10/17/25	10/20/25	XLY
beta-BHC	ND		ug/L	0.05	0.01	0.94	384853	10/17/25	10/20/25	XLY
gamma-BHC	ND		ug/L	0.05	0.008	0.94	384853	10/17/25	10/20/25	XLY
delta-BHC	ND		ug/L	0.05	0.01	0.94	384853	10/17/25	10/20/25	XLY
Heptachlor	ND		ug/L	0.05	0.01	0.94	384853	10/17/25	10/20/25	XLY
Aldrin	ND		ug/L	0.05	0.01	0.94	384853	10/17/25	10/20/25	XLY
Heptachlor epoxide	ND		ug/L	0.05	0.009	0.94	384853	10/17/25	10/20/25	XLY
Endosulfan I	ND		ug/L	0.05	0.01	0.94	384853	10/17/25	10/20/25	XLY
Dieldrin	ND		ug/L	0.09	0.01	0.94	384853	10/17/25	10/20/25	XLY
4,4'-DDE	ND		ug/L	0.09	0.01	0.94	384853	10/17/25	10/20/25	XLY
Endrin	ND		ug/L	0.09	0.01	0.94	384853	10/17/25	10/20/25	XLY
Endosulfan II	ND		ug/L	0.09	0.02	0.94	384853	10/17/25	10/20/25	XLY
Endosulfan sulfate	ND		ug/L	0.09	0.01	0.94	384853	10/17/25	10/20/25	XLY
4,4'-DDD	ND		ug/L	0.09	0.01	0.94	384853	10/17/25	10/20/25	XLY
Endrin aldehyde	ND		ug/L	0.09	0.02	0.94	384853	10/17/25	10/20/25	XLY
Endrin ketone	ND		ug/L	0.09	0.02	0.94	384853	10/17/25	10/20/25	XLY
4,4'-DDT	ND		ug/L	0.09	0.03	0.94	384853	10/17/25	10/20/25	XLY
Methoxychlor	ND		ug/L	0.09	0.03	0.94	384853	10/17/25	10/20/25	XLY
Toxaphene	ND		ug/L	1.9	0.4	0.94	384853	10/17/25	10/20/25	XLY
Chlordane (Technical)	ND		ug/L	0.9	0.2	0.94	384853	10/17/25	10/20/25	XLY
Surrogates				**Limits**						
TCMX	83%		%REC	29-120		0.94	384853	10/17/25	10/20/25	XLY
Decachlorobiphenyl	78%		%REC	33-132		0.94	384853	10/17/25	10/20/25	XLY
Method: EPA 8082 Prep Method: EPA 3510C										
Aroclor-1016	ND		ug/L	0.47	0.29	0.94	384853	10/17/25	10/20/25	XLY
Aroclor-1221	ND		ug/L	0.47	0.44	0.94	384853	10/17/25	10/20/25	XLY
Aroclor-1232	ND		ug/L	0.47	0.26	0.94	384853	10/17/25	10/20/25	XLY
Aroclor-1242	ND		ug/L	0.47	0.27	0.94	384853	10/17/25	10/20/25	XLY

Results for any subcontracted analyses are not included in this section.

ENTHALPY ANALYTICAL

Analysis Results for 544249

544249-001 Analyte	Result	Qual	Units	RL	MDL	DF	Batch	Prepared	Analyzed	Chemist
Aroclor-1248	ND		ug/L	0.47	0.22	0.94	384853	10/17/25	10/20/25	XLY
Aroclor-1254	ND		ug/L	0.47	0.25	0.94	384853	10/17/25	10/20/25	XLY
Aroclor-1260	ND		ug/L	0.47	0.31	0.94	384853	10/17/25	10/20/25	XLY
Aroclor-1262	ND		ug/L	0.47	0.28	0.94	384853	10/17/25	10/20/25	XLY
Aroclor-1268	ND		ug/L	0.47	0.24	0.94	384853	10/17/25	10/20/25	XLY
Surrogates				**Limits**						
Decachlorobiphenyl (PCB)	84%		%REC	28-138		0.94	384853	10/17/25	10/20/25	XLY
Method: EPA 8260B Prep Method: EPA 5030B										
Carbon Disulfide	ND		ug/L	5.0	0.1	1	384604	10/15/25	10/15/25	ZST
Chloroprene	ND		ug/L	200	2.7	1	384604	10/15/25	10/15/25	ZST
3-Chloropropene	ND		ug/L	5.0	0.2	1	384604	10/15/25	10/15/25	ZST
Ethyl methacrylate	ND		ug/L	50	3.9	1	384604	10/15/25	10/15/25	ZST
Ethanol	ND		ug/L	500	160	1	384604	10/15/25	10/15/25	ZST
2-Hexanone	ND		ug/L	5.0	1.3	1	384604	10/15/25	10/15/25	ZST
Isopropanol (IPA)	ND		ug/L	200	96	1	384604	10/15/25	10/15/25	ZST
Methyl acrylonitrile	ND		ug/L	35	4.2	1	384604	10/15/25	10/15/25	ZST
Vinyl Acetate	ND		ug/L	50	3.2	1	384604	10/15/25	10/15/25	ZST
Acrolein	ND		ug/L	200	2.6	1	384604	10/15/25	10/15/25	ZST
Acrylonitrile	ND		ug/L	10	0.7	1	384604	10/15/25	10/15/25	ZST
Freon 12	ND		ug/L	5.0	0.2	1	384604	10/15/25	10/15/25	ZST
Chloromethane	ND		ug/L	5.0	0.09	1	384604	10/15/25	10/15/25	ZST
Vinyl Chloride	ND		ug/L	5.0	0.1	1	384604	10/15/25	10/15/25	ZST
Bromomethane	ND		ug/L	5.0	0.1	1	384604	10/15/25	10/15/25	ZST
Chloroethane	ND		ug/L	5.0	0.1	1	384604	10/15/25	10/15/25	ZST
Trichlorofluoromethane	ND		ug/L	5.0	0.1	1	384604	10/15/25	10/15/25	ZST
Iodomethane	ND		ug/L	5.0		1	384604	10/15/25	10/15/25	ZST
Acetone	ND		ug/L	100	14	1	384604	10/15/25	10/15/25	ZST
Freon 113	ND		ug/L	5.0	0.1	1	384604	10/15/25	10/15/25	ZST
1,1-Dichloroethene	ND		ug/L	5.0	0.1	1	384604	10/15/25	10/15/25	ZST
Methylene Chloride	ND		ug/L	10	0.2	1	384604	10/15/25	10/15/25	ZST
MTBE	ND		ug/L	5.0	0.1	1	384604	10/15/25	10/15/25	ZST
trans-1,2-Dichloroethene	ND		ug/L	5.0	0.1	1	384604	10/15/25	10/15/25	ZST
1,1-Dichloroethane	ND		ug/L	5.0	0.09	1	384604	10/15/25	10/15/25	ZST
2-Butanone	ND		ug/L	10	1.3	1	384604	10/15/25	10/15/25	ZST
cis-1,2-Dichloroethene	ND		ug/L	5.0	0.1	1	384604	10/15/25	10/15/25	ZST
2,2-Dichloropropane	ND		ug/L	5.0	0.2	1	384604	10/15/25	10/15/25	ZST
Chloroform	ND		ug/L	5.0	0.08	1	384604	10/15/25	10/15/25	ZST
Bromochloromethane	ND		ug/L	5.0	0.1	1	384604	10/15/25	10/15/25	ZST
1,1,1-Trichloroethane	ND		ug/L	5.0	0.1	1	384604	10/15/25	10/15/25	ZST
1,1-Dichloropropene	ND		ug/L	5.0	0.1	1	384604	10/15/25	10/15/25	ZST
Carbon Tetrachloride	ND		ug/L	5.0	0.1	1	384604	10/15/25	10/15/25	ZST
1,2-Dichloroethane	ND		ug/L	5.0	0.2	1	384604	10/15/25	10/15/25	ZST
Benzene	ND		ug/L	1.0	0.1	1	384604	10/15/25	10/15/25	ZST
Trichloroethene	ND		ug/L	5.0	0.1	1	384604	10/15/25	10/15/25	ZST
1,2-Dichloropropane	ND		ug/L	5.0	0.09	1	384604	10/15/25	10/15/25	ZST
Bromodichloromethane	ND		ug/L	5.0	0.07	1	384604	10/15/25	10/15/25	ZST
Dibromomethane	ND		ug/L	5.0	0.1	1	384604	10/15/25	10/15/25	ZST
4-Methyl-2-Pentanone	ND		ug/L	5.0	1.0	1	384604	10/15/25	10/15/25	ZST
cis-1,3-Dichloropropene	ND		ug/L	5.0	0.1	1	384604	10/15/25	10/15/25	ZST
Toluene	ND		ug/L	5.0	0.1	1	384604	10/15/25	10/15/25	ZST
trans-1,3-Dichloropropene	ND		ug/L	5.0	0.09	1	384604	10/15/25	10/15/25	ZST

Results for any subcontracted analyses are not included in this section.

ENTHALPY ANALYTICAL

Analysis Results for 544249

544249-001 Analyte	Result	Qual	Units	RL	MDL	DF	Batch	Prepared	Analyzed	Chemist
1,1,2-Trichloroethane	ND		ug/L	5.0	0.1	1	384604	10/15/25	10/15/25	ZST
1,3-Dichloropropane	ND		ug/L	5.0	0.07	1	384604	10/15/25	10/15/25	ZST
Tetrachloroethene	ND		ug/L	5.0	0.2	1	384604	10/15/25	10/15/25	ZST
Dibromochloromethane	ND		ug/L	5.0	0.1	1	384604	10/15/25	10/15/25	ZST
1,2-Dibromoethane	ND		ug/L	5.0	0.1	1	384604	10/15/25	10/15/25	ZST
Chlorobenzene	ND		ug/L	5.0	0.1	1	384604	10/15/25	10/15/25	ZST
1,1,1,2-Tetrachloroethane	ND		ug/L	5.0	0.07	1	384604	10/15/25	10/15/25	ZST
Ethylbenzene	ND		ug/L	5.0	0.1	1	384604	10/15/25	10/15/25	ZST
m,p-Xylenes	ND		ug/L	5.0	0.2	1	384604	10/15/25	10/15/25	ZST
o-Xylene	ND		ug/L	5.0	0.1	1	384604	10/15/25	10/15/25	ZST
Styrene	ND		ug/L	5.0	0.1	1	384604	10/15/25	10/15/25	ZST
Bromoform	ND		ug/L	5.0	0.06	1	384604	10/15/25	10/15/25	ZST
Isopropylbenzene	ND		ug/L	5.0	0.1	1	384604	10/15/25	10/15/25	ZST
1,1,2,2-Tetrachloroethane	ND		ug/L	5.0	0.1	1	384604	10/15/25	10/15/25	ZST
1,2,3-Trichloropropane	ND		ug/L	5.0	0.3	1	384604	10/15/25	10/15/25	ZST
Propylbenzene	ND		ug/L	5.0	0.1	1	384604	10/15/25	10/15/25	ZST
Bromobenzene	ND		ug/L	5.0	0.1	1	384604	10/15/25	10/15/25	ZST
1,3,5-Trimethylbenzene	ND		ug/L	5.0	0.1	1	384604	10/15/25	10/15/25	ZST
2-Chlorotoluene	ND		ug/L	5.0	0.1	1	384604	10/15/25	10/15/25	ZST
4-Chlorotoluene	ND		ug/L	5.0	0.2	1	384604	10/15/25	10/15/25	ZST
tert-Butylbenzene	ND		ug/L	5.0	0.1	1	384604	10/15/25	10/15/25	ZST
1,2,4-Trimethylbenzene	ND		ug/L	5.0	0.1	1	384604	10/15/25	10/15/25	ZST
sec-Butylbenzene	ND		ug/L	5.0	0.2	1	384604	10/15/25	10/15/25	ZST
para-Isopropyl Toluene	ND		ug/L	5.0	0.2	1	384604	10/15/25	10/15/25	ZST
1,3-Dichlorobenzene	ND		ug/L	5.0	0.1	1	384604	10/15/25	10/15/25	ZST
1,4-Dichlorobenzene	ND		ug/L	5.0	0.2	1	384604	10/15/25	10/15/25	ZST
n-Butylbenzene	ND		ug/L	5.0	0.1	1	384604	10/15/25	10/15/25	ZST
1,2-Dichlorobenzene	ND		ug/L	5.0	0.1	1	384604	10/15/25	10/15/25	ZST
1,2-Dibromo-3-Chloropropane	ND		ug/L	5.0	0.6	1	384604	10/15/25	10/15/25	ZST
1,2,4-Trichlorobenzene	ND		ug/L	5.0	0.3	1	384604	10/15/25	10/15/25	ZST
Hexachlorobutadiene	ND		ug/L	5.0	0.3	1	384604	10/15/25	10/15/25	ZST
1,2,3-Trichlorobenzene	ND		ug/L	5.0	0.3	1	384604	10/15/25	10/15/25	ZST
cis-1,4-Dichloro-2-butene	ND		ug/L	5.0	0.3	1	384604	10/15/25	10/15/25	ZST
trans-1,4-Dichloro-2-butene	ND		ug/L	5.0	0.3	1	384604	10/15/25	10/15/25	ZST
Xylene (total)	ND		ug/L	5.0		1	384604	10/15/25	10/15/25	ZST
Surrogates				**Limits**						
Dibromofluoromethane	103%		%REC	70-130		1	384604	10/15/25	10/15/25	ZST
1,2-Dichloroethane-d4	99%		%REC	70-130		1	384604	10/15/25	10/15/25	ZST
Toluene-d8	102%		%REC	70-130		1	384604	10/15/25	10/15/25	ZST
Bromofluorobenzene	103%		%REC	70-130		1	384604	10/15/25	10/15/25	ZST
Method: EPA 8270C-SIM Prep Method: EPA 3535										
1,4-Dioxane	ND		ug/L	1.0	0.87	1	384620	10/15/25	10/26/25	ZFA
Surrogates				**Limits**						
1,4-Dioxane-d8 (SUR)	99%		%REC	80-120		1	384620	10/15/25	10/26/25	ZFA
Method: EPA 8270C Prep Method: EPA 3510C										
Carbazole	ND		ug/L	9.4	2.6	0.94	384875	10/17/25	10/17/25	TJW
N-Nitrosodimethylamine	ND		ug/L	9.4	2.7	0.94	384875	10/17/25	10/17/25	TJW
Aniline	ND		ug/L	9.4	2.7	0.94	384875	10/17/25	10/17/25	TJW

Results for any subcontracted analyses are not included in this section.

ENTHALPY ANALYTICAL

Analysis Results for 544249

544249-001 Analyte	Result	Qual	Units	RL	MDL	DF	Batch	Prepared	Analyzed	Chemist
bis(2-Chloroethyl)ether	ND		ug/L	24	3.5	0.94	384875	10/17/25	10/17/25	TJW
2-Chlorophenol	ND		ug/L	9.4	3.4	0.94	384875	10/17/25	10/17/25	TJW
1,3-Dichlorobenzene	ND		ug/L	9.4	3.1	0.94	384875	10/17/25	10/17/25	TJW
1,4-Dichlorobenzene	ND		ug/L	9.4	3.2	0.94	384875	10/17/25	10/17/25	TJW
Benzyl alcohol	ND		ug/L	24	5.4	0.94	384875	10/17/25	10/17/25	TJW
1,2-Dichlorobenzene	ND		ug/L	9.4	3.1	0.94	384875	10/17/25	10/17/25	TJW
bis(2-Chloroisopropyl) ether	ND		ug/L	9.4	3.6	0.94	384875	10/17/25	10/17/25	TJW
N-Nitroso-di-n-propylamine	ND		ug/L	9.4	3.6	0.94	384875	10/17/25	10/17/25	TJW
Hexachloroethane	ND		ug/L	9.4	2.8	0.94	384875	10/17/25	10/17/25	TJW
Nitrobenzene	ND		ug/L	24	7.9	0.94	384875	10/17/25	10/17/25	TJW
Isophorone	ND		ug/L	9.4	3.5	0.94	384875	10/17/25	10/17/25	TJW
2-Nitrophenol	ND		ug/L	9.4	5.1	0.94	384875	10/17/25	10/17/25	TJW
2,4-Dimethylphenol	ND		ug/L	9.4	3.1	0.94	384875	10/17/25	10/17/25	TJW
bis(2-Chloroethoxy)methane	ND		ug/L	9.4	3.5	0.94	384875	10/17/25	10/17/25	TJW
2,4-Dichlorophenol	ND		ug/L	9.4	3.5	0.94	384875	10/17/25	10/17/25	TJW
1,2,4-Trichlorobenzene	ND		ug/L	9.4	3.2	0.94	384875	10/17/25	10/17/25	TJW
4-Chloroaniline	ND		ug/L	9.4	2.9	0.94	384875	10/17/25	10/17/25	TJW
Hexachlorobutadiene	ND		ug/L	9.4	2.1	0.94	384875	10/17/25	10/17/25	TJW
4-Chloro-3-methylphenol	ND		ug/L	9.4	3.4	0.94	384875	10/17/25	10/17/25	TJW
2-Methylnaphthalene	ND		ug/L	9.4	3.2	0.94	384875	10/17/25	10/17/25	TJW
Hexachlorocyclopentadiene	ND		ug/L	24	7.4	0.94	384875	10/17/25	10/17/25	TJW
2,4,6-Trichlorophenol	ND		ug/L	9.4	3.8	0.94	384875	10/17/25	10/17/25	TJW
2,4,5-Trichlorophenol	ND		ug/L	9.4	3.5	0.94	384875	10/17/25	10/17/25	TJW
2-Chloronaphthalene	ND		ug/L	9.4	3.2	0.94	384875	10/17/25	10/17/25	TJW
2-Nitroaniline	ND		ug/L	47	4.1	0.94	384875	10/17/25	10/17/25	TJW
Dimethylphthalate	ND		ug/L	9.4	3.2	0.94	384875	10/17/25	10/17/25	TJW
Acenaphthylene	ND		ug/L	9.4	3.6	0.94	384875	10/17/25	10/17/25	TJW
2,6-Dinitrotoluene	ND		ug/L	9.4	4.2	0.94	384875	10/17/25	10/17/25	TJW
3-Nitroaniline	ND		ug/L	9.4	3.8	0.94	384875	10/17/25	10/17/25	TJW
Acenaphthene	ND		ug/L	9.4	3.1	0.94	384875	10/17/25	10/17/25	TJW
2,4-Dinitrophenol	ND		ug/L	47	14	0.94	384875	10/17/25	10/17/25	TJW
4-Nitrophenol	ND		ug/L	9.4	8.0	0.94	384875	10/17/25	10/17/25	TJW
Dibenzofuran	ND		ug/L	9.4	3.0	0.94	384875	10/17/25	10/17/25	TJW
2,4-Dinitrotoluene	ND		ug/L	9.4	4.0	0.94	384875	10/17/25	10/17/25	TJW
Diethylphthalate	ND		ug/L	9.4	2.8	0.94	384875	10/17/25	10/17/25	TJW
Fluorene	ND		ug/L	9.4	2.9	0.94	384875	10/17/25	10/17/25	TJW
4-Chlorophenyl-phenylether	ND		ug/L	9.4	2.9	0.94	384875	10/17/25	10/17/25	TJW
4-Nitroaniline	ND		ug/L	9.4	3.2	0.94	384875	10/17/25	10/17/25	TJW
4,6-Dinitro-2-methylphenol	ND		ug/L	47	16	0.94	384875	10/17/25	10/17/25	TJW
N-Nitrosodiphenylamine	ND		ug/L	9.4	3.7	0.94	384875	10/17/25	10/17/25	TJW
1,2-diphenylhydrazine (as azobenzene)	ND		ug/L	9.4	2.8	0.94	384875	10/17/25	10/17/25	TJW
4-Bromophenyl-phenylether	ND		ug/L	9.4	3.1	0.94	384875	10/17/25	10/17/25	TJW
Hexachlorobenzene	ND		ug/L	9.4	2.9	0.94	384875	10/17/25	10/17/25	TJW
Pentachlorophenol	ND		ug/L	24	5.4	0.94	384875	10/17/25	10/17/25	TJW
Phenanthrene	ND		ug/L	9.4	2.8	0.94	384875	10/17/25	10/17/25	TJW
Anthracene	ND		ug/L	9.4	2.6	0.94	384875	10/17/25	10/17/25	TJW
Di-n-butylphthalate	ND		ug/L	9.4	2.8	0.94	384875	10/17/25	10/17/25	TJW
Fluoranthene	ND		ug/L	9.4	2.7	0.94	384875	10/17/25	10/17/25	TJW
Benzidine	ND		ug/L	47	18	0.94	384875	10/17/25	10/17/25	TJW
Pyrene	ND		ug/L	9.4	2.5	0.94	384875	10/17/25	10/17/25	TJW
Butylbenzylphthalate	ND		ug/L	9.4	3.4	0.94	384875	10/17/25	10/17/25	TJW

Results for any subcontracted analyses are not included in this section.

ENTHALPY ANALYTICAL

Analysis Results for 544249

544249-001 Analyte	Result	Qual	Units	RL	MDL	DF	Batch	Prepared	Analyzed	Chemist
3,3'-Dichlorobenzidine	ND		ug/L	24	4.9	0.94	384875	10/17/25	10/17/25	TJW
Benzo(a)anthracene	ND		ug/L	9.4	2.3	0.94	384875	10/17/25	10/17/25	TJW
Chrysene	ND		ug/L	9.4	2.3	0.94	384875	10/17/25	10/17/25	TJW
bis(2-Ethylhexyl)phthalate	ND		ug/L	9.4	3.1	0.94	384875	10/17/25	10/17/25	TJW
Di-n-octylphthalate	ND		ug/L	9.4	4.4	0.94	384875	10/17/25	10/17/25	TJW
Benzo(b)fluoranthene	ND		ug/L	9.4	2.9	0.94	384875	10/17/25	10/17/25	TJW
Benzo(k)fluoranthene	ND		ug/L	9.4	2.9	0.94	384875	10/17/25	10/17/25	TJW
Benzo(a)pyrene	ND		ug/L	9.4	3.0	0.94	384875	10/17/25	10/17/25	TJW
Indeno(1,2,3-cd)pyrene	ND		ug/L	9.4	4.0	0.94	384875	10/17/25	10/17/25	TJW
Dibenz(a,h)anthracene	ND		ug/L	9.4	3.9	0.94	384875	10/17/25	10/17/25	TJW
Benzo(g,h,i)perylene	ND		ug/L	9.4	3.9	0.94	384875	10/17/25	10/17/25	TJW
Surrogates				**Limits**						
2-Fluorophenol	24%		%REC	15-120		0.94	384875	10/17/25	10/17/25	TJW
Phenol-d6	19%		%REC	15-120		0.94	384875	10/17/25	10/17/25	TJW
2,4,6-Tribromophenol	65%		%REC	15-140		0.94	384875	10/17/25	10/17/25	TJW
Nitrobenzene-d5	34%		%REC	15-123		0.94	384875	10/17/25	10/17/25	TJW
2-Fluorobiphenyl	37%		%REC	15-120		0.94	384875	10/17/25	10/17/25	TJW
Terphenyl-d14	64%		%REC	15-120		0.94	384875	10/17/25	10/17/25	TJW
Method: SM 4500-CN-E Prep Method: METHOD										
Cyanide	ND		mg/L	0.0050	0.0017	0.5	384795	10/16/25	10/17/25	CKN
Method: SM 4500-S2-D Prep Method: METHOD										
Sulfide	ND		mg/L	0.10		1	384974	10/18/25	10/18/25	TXC
Method: SM 5310B Prep Method: SM 5310B										
Total Organic Carbon	**5.7**		mg/L	1.0	0.49	1	385011	10/19/25	10/19/25	BDR
Method: SM 9221B Prep Method: METHOD										
Coliform, Total	**>1,600**		MPN/100ml	1.8		1	384650	10/14/25 15:44	10/16/25 15:38	BLV
Method: SM 9221F										
Coliform, E. Coli	**>1,600**		MPN/100ml	1.8		1	384650	10/14/25 15:44	10/16/25 15:38	BLV
Method: SM2130B										
Turbidity	**910**		NTU	0.20	0.12	1	384514	10/14/25 19:54	10/14/25 19:54	TRR
Method: SM2320B Prep Method: METHOD										
Bicarbonate	**67**		mg/L	4.0		1.7	384892	10/22/25	10/22/25	ARM
Alkalinity, Total as CaCO3	**55**		mg/L	3.3		1.7	384892	10/22/25	10/22/25	ARM
Method: SM2510B Prep Method: METHOD										
Specific Conductance	**120**		umhos/cm	1.0		1	384508	10/14/25	10/14/25	AAB
Method: SM2540C Prep Method: METHOD										
Total Dissolved Solids	**85**		mg/L	10		1	385071	10/20/25	10/21/25	RDL
Method: SM2540D Prep Method: METHOD										
Total Suspended Solids	**1,000**		mg/L	0.5		1	385197	10/21/25	10/22/25	RDL

Results for any subcontracted analyses are not included in this section.

ENTHALPY ANALYTICAL

Analysis Results for 544249

544249-001 Analyte	Result	Qual	Units	RL	MDL	DF	Batch	Prepared	Analyzed	Chemist
Method: SM5210B Prep Method: METHOD										
Biochemical Oxygen Demand	**5.4**	BOD5	mg/L	3.0		1	384630	10/15/25 13:23	10/20/25 14:16	ARM
Method: SM5220D Prep Method: METHOD										
Chemical Oxygen Demand	**8.0**		mg/L	4.0	2.0	1	384960	10/18/25	10/18/25	ARM

Results for any subcontracted analyses are not included in this section.

ENTHALPY ANALYTICAL

Analysis Results for 544249

Sample ID:	Lab ID: 544249-002	Collected: 10/14/25 09:00
SOUTH BASIN - EASTERN INLET	Matrix: Water	

544249-002 Analyte	Result	Qual	Units	RL	MDL	DF	Batch	Prepared	Analyzed	Chemist
Method: EPA 1664A Prep Method: METHOD										
Total Oil and Grease	**11**		mg/L	4.9	0.95	0.98	385673	10/26/25	10/27/25	JAG
Method: EPA 200.7 Prep Method: EPA 3015A										
Calcium	**1,100**		mg/L	100	57	100	384637	10/15/25	10/15/25	CAP
Iron	**110**		mg/L	10	4.6	100	384637	10/15/25	10/15/25	CAP
Magnesium	**100**		mg/L	0.10	0.025	1	384637	10/15/25	10/15/25	CAP
Potassium	**45**		mg/L	0.50	0.40	1	384637	10/15/25	10/15/25	CAP
Sodium	**150**		mg/L	0.60	0.35	1	384637	10/15/25	10/15/25	CAP
Method: EPA 200.8 Prep Method: EPA 3015A										
Antimony	**0.75**	J	ug/L	2.0	0.31	1	384686	10/15/25	10/15/25	DXC
Arsenic	**53**		ug/L	2.0	0.22	1	384686	10/15/25	10/15/25	DXC
Barium	**3,900**		ug/L	50	4.6	10	384686	10/15/25	10/17/25	DXC
Beryllium	**17**		ug/L	10	0.96	10	384686	10/15/25	10/21/25	DXC
Boron	**570**		ug/L	100	56	10	384686	10/15/25	10/17/25	DXC
Cadmium	**13**		ug/L	1.0	0.26	1	384686	10/15/25	10/15/25	DXC
Chromium	**280**		ug/L	50	3.4	10	384686	10/15/25	10/17/25	DXC
Cobalt	**180**		ug/L	10	0.74	10	384686	10/15/25	10/17/25	DXC
Copper	**510**		ug/L	50	20	10	384686	10/15/25	10/17/25	DXC
Lead	**450**		ug/L	50	1.6	10	384686	10/15/25	10/17/25	DXC
Manganese	**8,300**		ug/L	100	43	10	384686	10/15/25	10/17/25	DXC
Nickel	**320**		ug/L	50	8.4	10	384686	10/15/25	10/17/25	DXC
Selenium	**24**		ug/L	4.0	1.6	1	384686	10/15/25	10/15/25	DXC
Silver	**3.1**	J	ug/L	5.0	0.51	1	384686	10/15/25	10/15/25	DXC
Thallium	**2.4**		ug/L	1.0	0.19	1	384686	10/15/25	10/15/25	DXC
Tin	**4.1**	J	ug/L	5.0	0.49	1	384686	10/15/25	10/15/25	DXC
Vanadium	**390**		ug/L	50	3.6	10	384686	10/15/25	10/17/25	DXC
Zinc	**1,700**		ug/L	10	7.4	1	384686	10/15/25	10/15/25	DXC
Method: EPA 245.1 Prep Method: EPA 245.1										
Mercury	**1.4**		ug/L	0.40	0.032	1	384600	10/15/25	10/15/25	MLL
Method: EPA 300.0 Prep Method: METHOD										
Fluoride	**0.47**		mg/L	0.20	0.059	1	384467	10/14/25 11:45	10/15/25 00:12	KUM
Chloride	**74**		mg/L	1.0	0.26	1	384467	10/14/25 11:45	10/15/25 00:12	KUM
Nitrogen, Nitrite	**0.06**	J	mg/L	0.10	0.02	1	384467	10/14/25 11:45	10/15/25 00:12	KUM
Bromide	**0.28**	J	mg/L	0.30	0.061	1	384467	10/14/25 11:45	10/15/25 00:12	KUM
Nitrogen, Nitrate	**2.5**		mg/L	0.10	0.05	1	384467	10/14/25 11:45	10/15/25 00:12	KUM
Sulfate	**460**		mg/L	10	1.8	10	384467	10/14/25 11:45	10/15/25 00:31	KUM

Results for any subcontracted analyses are not included in this section.

ENTHALPY ANALYTICAL

Analysis Results for 544249

544249-002 Analyte	Result	Qual	Units	RL	MDL	DF	Batch	Prepared	Analyzed	Chemist
Method: EPA 350.1 Prep Method: METHOD										
Ammonia-N	**1.1**		mg/L	0.10	0.050	1	384593	10/15/25	10/15/25	CKN
Method: EPA 420.1 Prep Method: METHOD										
Total Phenolics	**0.0090**	J	mg/L	0.010	0.0065	1	386078	10/30/25	10/30/25	LVL
Method: EPA 625.1 Prep Method: EPA 3510C										
Pyridine	ND		ug/L	9.4	2.7	0.94	384875	10/17/25	10/17/25	TJW
Phenol	**2.0**	J	ug/L	9.4	2.0	0.94	384875	10/17/25	10/17/25	TJW
2-Methylphenol	ND		ug/L	9.4	3.1	0.94	384875	10/17/25	10/17/25	TJW
3-,4-Methylphenol	ND		ug/L	9.4	2.8	0.94	384875	10/17/25	10/17/25	TJW
Benzoic acid	**15**	J	ug/L	47	10	0.94	384875	10/17/25	10/17/25	TJW
Naphthalene	ND		ug/L	9.4	3.4	0.94	384875	10/17/25	10/17/25	TJW
Cresol	ND		ug/L	9.4		0.94	384875	10/17/25	10/17/25	TJW
Method: EPA 8081A Prep Method: EPA 3510C										
alpha-BHC	ND		ug/L	0.06	0.01	1.2	384853	10/17/25	10/20/25	XLY
beta-BHC	ND		ug/L	0.06	0.01	1.2	384853	10/17/25	10/20/25	XLY
gamma-BHC	ND		ug/L	0.06	0.01	1.2	384853	10/17/25	10/20/25	XLY
delta-BHC	ND		ug/L	0.06	0.02	1.2	384853	10/17/25	10/20/25	XLY
Heptachlor	ND		ug/L	0.06	0.02	1.2	384853	10/17/25	10/20/25	XLY
Aldrin	ND		ug/L	0.06	0.02	1.2	384853	10/17/25	10/20/25	XLY
Heptachlor epoxide	ND		ug/L	0.06	0.01	1.2	384853	10/17/25	10/20/25	XLY
Endosulfan I	ND		ug/L	0.06	0.01	1.2	384853	10/17/25	10/20/25	XLY
Dieldrin	ND		ug/L	0.1	0.01	1.2	384853	10/17/25	10/20/25	XLY
4,4'-DDE	**0.05**	J	ug/L	0.1	0.02	1.2	384853	10/17/25	10/20/25	XLY
Endrin	ND		ug/L	0.1	0.01	1.2	384853	10/17/25	10/20/25	XLY
Endosulfan II	ND		ug/L	0.1	0.03	1.2	384853	10/17/25	10/20/25	XLY
Endosulfan sulfate	ND		ug/L	0.1	0.01	1.2	384853	10/17/25	10/20/25	XLY
4,4'-DDD	ND		ug/L	0.1	0.01	1.2	384853	10/17/25	10/20/25	XLY
Endrin aldehyde	ND		ug/L	0.1	0.02	1.2	384853	10/17/25	10/20/25	XLY
Endrin ketone	ND		ug/L	0.1	0.03	1.2	384853	10/17/25	10/20/25	XLY
4,4'-DDT	**0.07**	C,J	ug/L	0.1	0.05	1.2	384853	10/17/25	10/20/25	XLY
Methoxychlor	ND		ug/L	0.1	0.04	1.2	384853	10/17/25	10/20/25	XLY
Toxaphene	ND		ug/L	2.5	0.6	1.2	384853	10/17/25	10/20/25	XLY
Chlordane (Technical)	ND		ug/L	1.2	0.3	1.2	384853	10/17/25	10/20/25	XLY
Surrogates				**Limits**						
TCMX	87%		%REC	29-120		1.2	384853	10/17/25	10/20/25	XLY
Decachlorobiphenyl	62%		%REC	33-132		1.2	384853	10/17/25	10/20/25	XLY
Method: EPA 8082 Prep Method: EPA 3510C										
Aroclor-1016	ND		ug/L	0.62	0.37	1.2	384853	10/17/25	10/20/25	XLY
Aroclor-1221	ND		ug/L	0.62	0.58	1.2	384853	10/17/25	10/20/25	XLY
Aroclor-1232	ND		ug/L	0.62	0.33	1.2	384853	10/17/25	10/20/25	XLY
Aroclor-1242	ND		ug/L	0.62	0.35	1.2	384853	10/17/25	10/20/25	XLY
Aroclor-1248	ND		ug/L	0.62	0.29	1.2	384853	10/17/25	10/20/25	XLY
Aroclor-1254	ND		ug/L	0.62	0.33	1.2	384853	10/17/25	10/20/25	XLY
Aroclor-1260	ND		ug/L	0.62	0.40	1.2	384853	10/17/25	10/20/25	XLY
Aroclor-1262	ND		ug/L	0.62	0.36	1.2	384853	10/17/25	10/20/25	XLY
Aroclor-1268	ND		ug/L	0.62	0.32	1.2	384853	10/17/25	10/20/25	XLY

Results for any subcontracted analyses are not included in this section.

ENTHALPY ANALYTICAL

Analysis Results for 544249

544249-002 Analyte	Result	Qual	Units	RL	MDL	DF	Batch	Prepared	Analyzed	Chemist
Surrogates				**Limits**						
Decachlorobiphenyl (PCB)	67%		%REC	28-138		1.2	384853	10/17/25	10/20/25	XLY
Method: EPA 8260B Prep Method: EPA 5030B										
Carbon Disulfide	ND		ug/L	5.0	0.1	1	384604	10/15/25	10/15/25	ZST
Chloroprene	ND		ug/L	200	2.7	1	384604	10/15/25	10/15/25	ZST
3-Chloropropene	ND		ug/L	5.0	0.2	1	384604	10/15/25	10/15/25	ZST
Ethyl methacrylate	ND		ug/L	50	3.9	1	384604	10/15/25	10/15/25	ZST
Ethanol	ND		ug/L	500	160	1	384604	10/15/25	10/15/25	ZST
2-Hexanone	ND		ug/L	5.0	1.3	1	384604	10/15/25	10/15/25	ZST
Isopropanol (IPA)	ND		ug/L	200	96	1	384604	10/15/25	10/15/25	ZST
Methyl acrylonitrile	ND		ug/L	35	4.2	1	384604	10/15/25	10/15/25	ZST
Vinyl Acetate	ND		ug/L	50	3.2	1	384604	10/15/25	10/15/25	ZST
Acrolein	ND		ug/L	200	2.6	1	384604	10/15/25	10/15/25	ZST
Acrylonitrile	ND		ug/L	10	0.7	1	384604	10/15/25	10/15/25	ZST
Freon 12	ND		ug/L	5.0	0.2	1	384604	10/15/25	10/15/25	ZST
Chloromethane	ND		ug/L	5.0	0.09	1	384604	10/15/25	10/15/25	ZST
Vinyl Chloride	ND		ug/L	5.0	0.1	1	384604	10/15/25	10/15/25	ZST
Bromomethane	ND		ug/L	5.0	0.1	1	384604	10/15/25	10/15/25	ZST
Chloroethane	ND		ug/L	5.0	0.1	1	384604	10/15/25	10/15/25	ZST
Trichlorofluoromethane	ND		ug/L	5.0	0.1	1	384604	10/15/25	10/15/25	ZST
Iodomethane	ND		ug/L	5.0		1	384604	10/15/25	10/15/25	ZST
Acetone	ND		ug/L	100	14	1	384604	10/15/25	10/15/25	ZST
Freon 113	ND		ug/L	5.0	0.1	1	384604	10/15/25	10/15/25	ZST
1,1-Dichloroethene	ND		ug/L	5.0	0.1	1	384604	10/15/25	10/15/25	ZST
Methylene Chloride	ND		ug/L	10	0.2	1	384604	10/15/25	10/15/25	ZST
MTBE	ND		ug/L	5.0	0.1	1	384604	10/15/25	10/15/25	ZST
trans-1,2-Dichloroethene	ND		ug/L	5.0	0.1	1	384604	10/15/25	10/15/25	ZST
1,1-Dichloroethane	ND		ug/L	5.0	0.09	1	384604	10/15/25	10/15/25	ZST
2-Butanone	ND		ug/L	10	1.3	1	384604	10/15/25	10/15/25	ZST
cis-1,2-Dichloroethene	ND		ug/L	5.0	0.1	1	384604	10/15/25	10/15/25	ZST
2,2-Dichloropropane	ND		ug/L	5.0	0.2	1	384604	10/15/25	10/15/25	ZST
Chloroform	ND		ug/L	5.0	0.08	1	384604	10/15/25	10/15/25	ZST
Bromochloromethane	ND		ug/L	5.0	0.1	1	384604	10/15/25	10/15/25	ZST
1,1,1-Trichloroethane	ND		ug/L	5.0	0.1	1	384604	10/15/25	10/15/25	ZST
1,1-Dichloropropene	ND		ug/L	5.0	0.1	1	384604	10/15/25	10/15/25	ZST
Carbon Tetrachloride	ND		ug/L	5.0	0.1	1	384604	10/15/25	10/15/25	ZST
1,2-Dichloroethane	ND		ug/L	5.0	0.2	1	384604	10/15/25	10/15/25	ZST
Benzene	ND		ug/L	1.0	0.1	1	384604	10/15/25	10/15/25	ZST
Trichloroethene	ND		ug/L	5.0	0.1	1	384604	10/15/25	10/15/25	ZST
1,2-Dichloropropane	ND		ug/L	5.0	0.09	1	384604	10/15/25	10/15/25	ZST
Bromodichloromethane	ND		ug/L	5.0	0.07	1	384604	10/15/25	10/15/25	ZST
Dibromomethane	ND		ug/L	5.0	0.1	1	384604	10/15/25	10/15/25	ZST
4-Methyl-2-Pentanone	ND		ug/L	5.0	1.0	1	384604	10/15/25	10/15/25	ZST
cis-1,3-Dichloropropene	ND		ug/L	5.0	0.1	1	384604	10/15/25	10/15/25	ZST
Toluene	ND		ug/L	5.0	0.1	1	384604	10/15/25	10/15/25	ZST
trans-1,3-Dichloropropene	ND		ug/L	5.0	0.09	1	384604	10/15/25	10/15/25	ZST
1,1,2-Trichloroethane	ND		ug/L	5.0	0.1	1	384604	10/15/25	10/15/25	ZST
1,3-Dichloropropane	ND		ug/L	5.0	0.07	1	384604	10/15/25	10/15/25	ZST
Tetrachloroethene	ND		ug/L	5.0	0.2	1	384604	10/15/25	10/15/25	ZST
Dibromochloromethane	ND		ug/L	5.0	0.1	1	384604	10/15/25	10/15/25	ZST
1,2-Dibromoethane	ND		ug/L	5.0	0.1	1	384604	10/15/25	10/15/25	ZST

Results for any subcontracted analyses are not included in this section.

ENTHALPY ANALYTICAL

Analysis Results for 544249

544249-002 Analyte	Result	Qual	Units	RL	MDL	DF	Batch	Prepared	Analyzed	Chemist
Chlorobenzene	ND		ug/L	5.0	0.1	1	384604	10/15/25	10/15/25	ZST
1,1,1,2-Tetrachloroethane	ND		ug/L	5.0	0.07	1	384604	10/15/25	10/15/25	ZST
Ethylbenzene	ND		ug/L	5.0	0.1	1	384604	10/15/25	10/15/25	ZST
m,p-Xylenes	ND		ug/L	5.0	0.2	1	384604	10/15/25	10/15/25	ZST
o-Xylene	ND		ug/L	5.0	0.1	1	384604	10/15/25	10/15/25	ZST
Styrene	ND		ug/L	5.0	0.1	1	384604	10/15/25	10/15/25	ZST
Bromoform	ND		ug/L	5.0	0.06	1	384604	10/15/25	10/15/25	ZST
Isopropylbenzene	ND		ug/L	5.0	0.1	1	384604	10/15/25	10/15/25	ZST
1,1,2,2-Tetrachloroethane	ND		ug/L	5.0	0.1	1	384604	10/15/25	10/15/25	ZST
1,2,3-Trichloropropane	ND		ug/L	5.0	0.3	1	384604	10/15/25	10/15/25	ZST
Propylbenzene	ND		ug/L	5.0	0.1	1	384604	10/15/25	10/15/25	ZST
Bromobenzene	ND		ug/L	5.0	0.1	1	384604	10/15/25	10/15/25	ZST
1,3,5-Trimethylbenzene	ND		ug/L	5.0	0.1	1	384604	10/15/25	10/15/25	ZST
2-Chlorotoluene	ND		ug/L	5.0	0.1	1	384604	10/15/25	10/15/25	ZST
4-Chlorotoluene	ND		ug/L	5.0	0.2	1	384604	10/15/25	10/15/25	ZST
tert-Butylbenzene	ND		ug/L	5.0	0.1	1	384604	10/15/25	10/15/25	ZST
1,2,4-Trimethylbenzene	ND		ug/L	5.0	0.1	1	384604	10/15/25	10/15/25	ZST
sec-Butylbenzene	ND		ug/L	5.0	0.2	1	384604	10/15/25	10/15/25	ZST
para-Isopropyl Toluene	ND		ug/L	5.0	0.2	1	384604	10/15/25	10/15/25	ZST
1,3-Dichlorobenzene	ND		ug/L	5.0	0.1	1	384604	10/15/25	10/15/25	ZST
1,4-Dichlorobenzene	**0.2**	J	ug/L	5.0	0.2	1	384604	10/15/25	10/15/25	ZST
n-Butylbenzene	ND		ug/L	5.0	0.1	1	384604	10/15/25	10/15/25	ZST
1,2-Dichlorobenzene	ND		ug/L	5.0	0.1	1	384604	10/15/25	10/15/25	ZST
1,2-Dibromo-3-Chloropropane	ND		ug/L	5.0	0.6	1	384604	10/15/25	10/15/25	ZST
1,2,4-Trichlorobenzene	ND		ug/L	5.0	0.3	1	384604	10/15/25	10/15/25	ZST
Hexachlorobutadiene	ND		ug/L	5.0	0.3	1	384604	10/15/25	10/15/25	ZST
1,2,3-Trichlorobenzene	ND		ug/L	5.0	0.3	1	384604	10/15/25	10/15/25	ZST
cis-1,4-Dichloro-2-butene	ND		ug/L	5.0	0.3	1	384604	10/15/25	10/15/25	ZST
trans-1,4-Dichloro-2-butene	ND		ug/L	5.0	0.3	1	384604	10/15/25	10/15/25	ZST
Xylene (total)	ND		ug/L	5.0		1	384604	10/15/25	10/15/25	ZST
Surrogates				**Limits**						
Dibromofluoromethane	105%		%REC	70-130		1	384604	10/15/25	10/15/25	ZST
1,2-Dichloroethane-d4	99%		%REC	70-130		1	384604	10/15/25	10/15/25	ZST
Toluene-d8	100%		%REC	70-130		1	384604	10/15/25	10/15/25	ZST
Bromofluorobenzene	103%		%REC	70-130		1	384604	10/15/25	10/15/25	ZST
Method: EPA 8270C-SIM Prep Method: EPA 3535										
1,4-Dioxane	ND		ug/L	1.0	0.87	1	384620	10/15/25	10/26/25	ZFA
Surrogates				**Limits**						
1,4-Dioxane-d8 (SUR)	100%		%REC	80-120		1	384620	10/15/25	10/26/25	ZFA
Method: EPA 8270C Prep Method: EPA 3510C										
Carbazole	ND		ug/L	9.4	2.6	0.94	384875	10/17/25	10/17/25	TJW
N-Nitrosodimethylamine	ND		ug/L	9.4	2.7	0.94	384875	10/17/25	10/17/25	TJW
Aniline	ND		ug/L	9.4	2.7	0.94	384875	10/17/25	10/17/25	TJW
bis(2-Chloroethyl)ether	ND		ug/L	24	3.5	0.94	384875	10/17/25	10/17/25	TJW
2-Chlorophenol	ND		ug/L	9.4	3.4	0.94	384875	10/17/25	10/17/25	TJW
1,3-Dichlorobenzene	ND		ug/L	9.4	3.1	0.94	384875	10/17/25	10/17/25	TJW
1,4-Dichlorobenzene	ND		ug/L	9.4	3.2	0.94	384875	10/17/25	10/17/25	TJW
Benzyl alcohol	ND		ug/L	24	5.4	0.94	384875	10/17/25	10/17/25	TJW

Results for any subcontracted analyses are not included in this section.

ENTHALPY ANALYTICAL

Analysis Results for 544249

544249-002 Analyte	Result	Qual	Units	RL	MDL	DF	Batch	Prepared	Analyzed	Chemist
1,2-Dichlorobenzene	ND		ug/L	9.4	3.1	0.94	384875	10/17/25	10/17/25	TJW
bis(2-Chloroisopropyl) ether	ND		ug/L	9.4	3.6	0.94	384875	10/17/25	10/17/25	TJW
N-Nitroso-di-n-propylamine	ND		ug/L	9.4	3.6	0.94	384875	10/17/25	10/17/25	TJW
Hexachloroethane	ND		ug/L	9.4	2.8	0.94	384875	10/17/25	10/17/25	TJW
Nitrobenzene	ND		ug/L	24	7.9	0.94	384875	10/17/25	10/17/25	TJW
Isophorone	ND		ug/L	9.4	3.5	0.94	384875	10/17/25	10/17/25	TJW
2-Nitrophenol	ND		ug/L	9.4	5.1	0.94	384875	10/17/25	10/17/25	TJW
2,4-Dimethylphenol	ND		ug/L	9.4	3.1	0.94	384875	10/17/25	10/17/25	TJW
bis(2-Chloroethoxy)methane	ND		ug/L	9.4	3.5	0.94	384875	10/17/25	10/17/25	TJW
2,4-Dichlorophenol	ND		ug/L	9.4	3.5	0.94	384875	10/17/25	10/17/25	TJW
1,2,4-Trichlorobenzene	ND		ug/L	9.4	3.2	0.94	384875	10/17/25	10/17/25	TJW
4-Chloroaniline	ND		ug/L	9.4	2.9	0.94	384875	10/17/25	10/17/25	TJW
Hexachlorobutadiene	ND		ug/L	9.4	2.1	0.94	384875	10/17/25	10/17/25	TJW
4-Chloro-3-methylphenol	ND		ug/L	9.4	3.4	0.94	384875	10/17/25	10/17/25	TJW
2-Methylnaphthalene	ND		ug/L	9.4	3.2	0.94	384875	10/17/25	10/17/25	TJW
Hexachlorocyclopentadiene	ND		ug/L	24	7.4	0.94	384875	10/17/25	10/17/25	TJW
2,4,6-Trichlorophenol	ND		ug/L	9.4	3.8	0.94	384875	10/17/25	10/17/25	TJW
2,4,5-Trichlorophenol	ND		ug/L	9.4	3.5	0.94	384875	10/17/25	10/17/25	TJW
2-Chloronaphthalene	ND		ug/L	9.4	3.2	0.94	384875	10/17/25	10/17/25	TJW
2-Nitroaniline	ND		ug/L	47	4.1	0.94	384875	10/17/25	10/17/25	TJW
Dimethylphthalate	ND		ug/L	9.4	3.2	0.94	384875	10/17/25	10/17/25	TJW
Acenaphthylene	ND		ug/L	9.4	3.6	0.94	384875	10/17/25	10/17/25	TJW
2,6-Dinitrotoluene	ND		ug/L	9.4	4.2	0.94	384875	10/17/25	10/17/25	TJW
3-Nitroaniline	ND		ug/L	9.4	3.8	0.94	384875	10/17/25	10/17/25	TJW
Acenaphthene	ND		ug/L	9.4	3.1	0.94	384875	10/17/25	10/17/25	TJW
2,4-Dinitrophenol	ND		ug/L	47	14	0.94	384875	10/17/25	10/17/25	TJW
4-Nitrophenol	ND		ug/L	9.4	8.0	0.94	384875	10/17/25	10/17/25	TJW
Dibenzofuran	ND		ug/L	9.4	3.0	0.94	384875	10/17/25	10/17/25	TJW
2,4-Dinitrotoluene	ND		ug/L	9.4	4.0	0.94	384875	10/17/25	10/17/25	TJW
Diethylphthalate	ND		ug/L	9.4	2.8	0.94	384875	10/17/25	10/17/25	TJW
Fluorene	ND		ug/L	9.4	2.9	0.94	384875	10/17/25	10/17/25	TJW
4-Chlorophenyl-phenylether	ND		ug/L	9.4	2.9	0.94	384875	10/17/25	10/17/25	TJW
4-Nitroaniline	ND		ug/L	9.4	3.2	0.94	384875	10/17/25	10/17/25	TJW
4,6-Dinitro-2-methylphenol	ND		ug/L	47	16	0.94	384875	10/17/25	10/17/25	TJW
N-Nitrosodiphenylamine	ND		ug/L	9.4	3.7	0.94	384875	10/17/25	10/17/25	TJW
1,2-diphenylhydrazine (as azobenzene)	ND		ug/L	9.4	2.8	0.94	384875	10/17/25	10/17/25	TJW
4-Bromophenyl-phenylether	ND		ug/L	9.4	3.1	0.94	384875	10/17/25	10/17/25	TJW
Hexachlorobenzene	ND		ug/L	9.4	2.9	0.94	384875	10/17/25	10/17/25	TJW
Pentachlorophenol	ND		ug/L	24	5.4	0.94	384875	10/17/25	10/17/25	TJW
Phenanthrene	ND		ug/L	9.4	2.8	0.94	384875	10/17/25	10/17/25	TJW
Anthracene	ND		ug/L	9.4	2.6	0.94	384875	10/17/25	10/17/25	TJW
Di-n-butylphthalate	ND		ug/L	9.4	2.8	0.94	384875	10/17/25	10/17/25	TJW
Fluoranthene	ND		ug/L	9.4	2.7	0.94	384875	10/17/25	10/17/25	TJW
Benzidine	ND		ug/L	47	18	0.94	384875	10/17/25	10/17/25	TJW
Pyrene	ND		ug/L	9.4	2.5	0.94	384875	10/17/25	10/17/25	TJW
Butylbenzylphthalate	ND		ug/L	9.4	3.4	0.94	384875	10/17/25	10/17/25	TJW
3,3'-Dichlorobenzidine	ND		ug/L	24	4.9	0.94	384875	10/17/25	10/17/25	TJW
Benzo(a)anthracene	ND		ug/L	9.4	2.3	0.94	384875	10/17/25	10/17/25	TJW
Chrysene	ND		ug/L	9.4	2.3	0.94	384875	10/17/25	10/17/25	TJW
bis(2-Ethylhexyl)phthalate	**3.4**	J	ug/L	9.4	3.1	0.94	384875	10/17/25	10/17/25	TJW
Di-n-octylphthalate	ND		ug/L	9.4	4.4	0.94	384875	10/17/25	10/17/25	TJW

Results for any subcontracted analyses are not included in this section.

ENTHALPY ANALYTICAL

Analysis Results for 544249

544249-002 Analyte	Result	Qual	Units	RL	MDL	DF	Batch	Prepared	Analyzed	Chemist
Benzo(b)fluoranthene	ND		ug/L	9.4	2.9	0.94	384875	10/17/25	10/17/25	TJW
Benzo(k)fluoranthene	ND		ug/L	9.4	2.9	0.94	384875	10/17/25	10/17/25	TJW
Benzo(a)pyrene	ND		ug/L	9.4	3.0	0.94	384875	10/17/25	10/17/25	TJW
Indeno(1,2,3-cd)pyrene	ND		ug/L	9.4	4.0	0.94	384875	10/17/25	10/17/25	TJW
Dibenz(a,h)anthracene	ND		ug/L	9.4	3.9	0.94	384875	10/17/25	10/17/25	TJW
Benzo(g,h,i)perylene	ND		ug/L	9.4	3.9	0.94	384875	10/17/25	10/17/25	TJW
Surrogates				**Limits**						
2-Fluorophenol	28%		%REC	15-120		0.94	384875	10/17/25	10/17/25	TJW
Phenol-d6	22%		%REC	15-120		0.94	384875	10/17/25	10/17/25	TJW
2,4,6-Tribromophenol	54%		%REC	15-140		0.94	384875	10/17/25	10/17/25	TJW
Nitrobenzene-d5	38%		%REC	15-123		0.94	384875	10/17/25	10/17/25	TJW
2-Fluorobiphenyl	39%		%REC	15-120		0.94	384875	10/17/25	10/17/25	TJW
Terphenyl-d14	55%		%REC	15-120		0.94	384875	10/17/25	10/17/25	TJW
Method: SM 4500-CN-E Prep Method: METHOD										
Cyanide	ND		mg/L	0.025	0.0084	2.5	384795	10/16/25	10/17/25	CKN
Method: SM 4500-S2-D Prep Method: METHOD										
Sulfide	ND		mg/L	0.10		1	384974	10/18/25	10/18/25	TXC
Method: SM 5310B Prep Method: SM 5310B										
Total Organic Carbon	**45**		mg/L	1.0	0.49	1	385011	10/19/25	10/19/25	BDR
Method: SM 9221B Prep Method: METHOD										
Coliform, Total	**>1,600**		MPN/100ml	1.8		1	384650	10/14/25 15:44	10/16/25 15:38	BLV
Method: SM 9221F										
Coliform, E. Coli	**>1,600**		MPN/100ml	1.8		1	384650	10/14/25 15:44	10/16/25 15:38	BLV
Method: SM2130B										
Turbidity	**45,000**		NTU	20	12	100	384514	10/14/25 19:54	10/14/25 19:54	TRR
Method: SM2320B Prep Method: METHOD										
Bicarbonate	**84**		mg/L	6.0		2.5	384892	10/22/25	10/22/25	ARM
Alkalinity, Total as CaCO3	**82**		mg/L	5.0		2.5	384892	10/22/25	10/22/25	ARM
Method: SM2510B Prep Method: METHOD										
Specific Conductance	**1,320**		umhos/cm	1.0		1	384508	10/14/25	10/14/25	AAB
Method: SM2540C Prep Method: METHOD										
Total Dissolved Solids	**1,000**		mg/L	20		2	385071	10/20/25	10/21/25	RDL
Method: SM2540D Prep Method: METHOD										
Total Suspended Solids	**60,000**		mg/L	0.5		1	385012	10/19/25	10/20/25	RDL
Method: SM5210B Prep Method: METHOD										
Biochemical Oxygen Demand	**14**		mg/L	3.0		1	384630	10/15/25 13:23	10/20/25 14:16	ARM
Method: SM5220D Prep Method: METHOD										

Results for any subcontracted analyses are not included in this section.

Analysis Results for 544249

544249-002 Analyte	Result	Qual	Units	RL	MDL	DF	Batch	Prepared	Analyzed	Chemist
Chemical Oxygen Demand	**1,100**		mg/L	4.0	2.0	1	384674	10/15/25	10/15/25	RDL

>	Value exceeds indicated concentration
BOD5	Estimated result, under-depleted, highest volume replicate reported
C	Presence confirmed, but RPD between columns exceeds 40%
J	Estimated value
ND	Not Detected
b	See narrative

Results for any subcontracted analyses are not included in this section.

ENTHALPY ANALYTICAL

Batch QC

Type: Blank	Lab ID: QC1307285	Batch: 385673
Matrix: Water	Method: EPA 1664A	Prep Method: METHOD

QC1307285 Analyte	Result	Qual	Units	RL	MDL	Prepared	Analyzed
Total Oil and Grease	ND		mg/L	5.0	0.97	10/26/25	10/27/25

Type: Lab Control Sample	Lab ID: QC1307286	Batch: 385673
Matrix: Water	Method: EPA 1664A	Prep Method: METHOD

QC1307286 Analyte	Result	Spiked	Units	Recovery	Qual	Limits
Total Oil and Grease	31.90	40.00	mg/L	80%		78-114

Type: Lab Control Sample Duplicate	Lab ID: QC1307287	Batch: 385673
Matrix: Water	Method: EPA 1664A	Prep Method: METHOD

QC1307287 Analyte	Result	Spiked	Units	Recovery	Qual	Limits	RPD	RPD Lim
Total Oil and Grease	36.20	40.00	mg/L	91%		78-114	13	18

Type: Blank	Lab ID: QC1303438	Batch: 384637
Matrix: Water	Method: EPA 200.7	Prep Method: EPA 3015A

QC1303438 Analyte	Result	Qual	Units	RL	MDL	Prepared	Analyzed
Calcium	ND		mg/L	0.57	0.57	10/15/25	10/15/25
Iron	ND		mg/L	0.046	0.046	10/15/25	10/15/25
Magnesium	ND		mg/L	0.10	0.025	10/15/25	10/15/25
Potassium	ND		mg/L	0.50	0.40	10/15/25	10/15/25
Sodium	ND		mg/L	0.50	0.35	10/15/25	10/15/25

Type: Lab Control Sample	Lab ID: QC1303439	Batch: 384637
Matrix: Water	Method: EPA 200.7	Prep Method: EPA 3015A

QC1303439 Analyte	Result	Spiked	Units	Recovery	Qual	Limits
Calcium	20.63	20.40	mg/L	101%		85-115
Iron	0.4285	0.4000	mg/L	107%		85-115
Magnesium	21.05	20.40	mg/L	103%		85-115
Potassium	25.03	24.00	mg/L	104%		85-115
Sodium	21.28	20.40	mg/L	104%		85-115

ENTHALPY ANALYTICAL

Batch QC

Type:	Matrix Spike	Lab ID:	QC1303440	Batch:	384637
Matrix (Source ID):	Water (544109-001)	Method:	EPA 200.7	Prep Method:	EPA 3015A

QC1303440 Analyte	Result	Source Sample Result	Spiked	Units	Recovery	Qual	Limits	DF
Calcium	181.9	162.0	20.40	mg/L	98%	NM	75-125	1
Iron	8.126	7.566	0.4000	mg/L	140%	NM	75-125	1
Magnesium	120.6	99.13	20.40	mg/L	105%	NM	75-125	1
Potassium	32.70	7.316	24.00	mg/L	106%		75-125	1
Sodium	648.7	634.2	20.40	mg/L	71%	NM	75-125	1

Type:	Matrix Spike Duplicate	Lab ID:	QC1303441	Batch:	384637
Matrix (Source ID):	Water (544109-001)	Method:	EPA 200.7	Prep Method:	EPA 3015A

QC1303441 Analyte	Result	Source Sample Result	Spiked	Units	Recovery	Qual	Limits	RPD	RPD Lim	DF
Calcium	182.6	162.0	20.40	mg/L	101%	NM	75-125	0	20	1
Iron	8.272	7.566	0.4000	mg/L	176%	NM	75-125	2	20	1
Magnesium	121.4	99.13	20.40	mg/L	109%	NM	75-125	1	20	1
Potassium	33.00	7.316	24.00	mg/L	107%		75-125	1	20	1
Sodium	646.9	634.2	20.40	mg/L	62%	NM	75-125	0	20	1

Type:	Serial Dilution	Lab ID:	QC1303562	Batch:	384637
Matrix (Source ID):	Water (544109-001)	Method:	EPA 200.7	Prep Method:	EPA 3015A

QC1303562 Analyte	Result	Source Sample Result	Units	Qual	RPD	RPD Lim	DF
Calcium	165.6	162.0	mg/L				5
Iron	7.760	7.566	mg/L				5
Magnesium	99.21	99.13	mg/L				5
Potassium	6.571	7.316	mg/L				5
Sodium	678.6	634.2	mg/L				5

ENTHALPY ANALYTICAL

Batch QC

Type:	**Blank**	**Lab ID:**	**QC1303606**	**Batch:**	**384686**
Matrix:	**Water**	**Method:**	**EPA 200.8**	**Prep Method:**	**EPA 3015A**

QC1303606 Analyte	Result	Qual	Units	RL	MDL	Prepared	Analyzed
Antimony	ND		ug/L	2.0	0.31	10/15/25	10/15/25
Arsenic	ND		ug/L	2.0	0.22	10/15/25	10/15/25
Barium	ND		ug/L	5.0	0.46	10/15/25	10/15/25
Beryllium	ND		ug/L	1.0	0.076	10/15/25	10/20/25
Boron	ND		ug/L	10	5.6	10/15/25	10/17/25
Cadmium	ND		ug/L	1.0	0.26	10/15/25	10/15/25
Chromium	ND		ug/L	5.0	0.34	10/15/25	10/15/25
Cobalt	ND		ug/L	1.0	0.074	10/15/25	10/15/25
Copper	ND		ug/L	5.0	2.0	10/15/25	10/15/25
Lead	ND		ug/L	5.0	0.16	10/15/25	10/15/25
Manganese	ND		ug/L	10	4.3	10/15/25	10/15/25
Nickel	ND		ug/L	5.0	0.84	10/15/25	10/15/25
Selenium	ND		ug/L	4.0	1.6	10/15/25	10/15/25
Silver	ND		ug/L	5.0	0.51	10/15/25	10/15/25
Thallium	ND		ug/L	1.0	0.19	10/15/25	10/15/25
Tin	ND		ug/L	5.0	0.49	10/15/25	10/15/25
Vanadium	ND		ug/L	5.0	0.36	10/15/25	10/15/25
Zinc	ND		ug/L	10	7.4	10/15/25	10/15/25

Type:	**Lab Control Sample**	**Lab ID:**	**QC1303624**	**Batch:**	**384686**
Matrix:	**Water**	**Method:**	**EPA 200.8**	**Prep Method:**	**EPA 3015A**

QC1303624 Analyte	Result	Spiked	Units	Recovery	Qual	Limits
Antimony	103.8	100.0	ug/L	104%		85-115
Arsenic	98.25	100.0	ug/L	98%		85-115
Barium	98.34	100.0	ug/L	98%		85-115
Beryllium	102.9	100.0	ug/L	103%		85-115
Boron	85.85	100.0	ug/L	86%		85-115
Cadmium	100.0	100.0	ug/L	100%		85-115
Chromium	97.18	100.0	ug/L	97%		85-115
Cobalt	102.3	100.0	ug/L	102%		85-115
Copper	100.5	100.0	ug/L	101%		85-115
Lead	97.71	100.0	ug/L	98%		85-115
Manganese	98.85	100.0	ug/L	99%		85-115
Nickel	102.3	100.0	ug/L	102%		85-115
Selenium	95.91	100.0	ug/L	96%		85-115
Silver	48.69	50.00	ug/L	97%		85-115
Thallium	98.65	100.0	ug/L	99%		85-115
Tin	97.18	100.0	ug/L	97%		85-115
Vanadium	98.85	100.0	ug/L	99%		85-115
Zinc	97.26	100.0	ug/L	97%		85-115

ENTHALPY ANALYTICAL

Batch QC

Type:	Matrix Spike	Lab ID:	QC1303650	Batch:	384686
Matrix (Source ID):	Water (544393-003)	Method:	EPA 200.8	Prep Method:	EPA 3015A

QC1303650 Analyte	Result	Source Sample Result	Spiked	Units	Recovery	Qual	Limits	DF
Antimony	104.4	4.617	100.0	ug/L	100%		70-130	1
Arsenic	98.49	2.861	100.0	ug/L	96%		70-130	1
Barium	196.7	100.9	100.0	ug/L	96%		70-130	1
Beryllium	91.88	ND	100.0	ug/L	92%		70-130	1
Boron	189.9	87.46	100.0	ug/L	102%		70-130	10
Cadmium	100.6	2.377	100.0	ug/L	98%		70-130	1
Chromium	107.9	11.79	100.0	ug/L	96%		70-130	1
Cobalt	107.0	6.562	100.0	ug/L	100%		70-130	1
Copper	303.2	203.7	100.0	ug/L	100%		70-130	1
Lead	203.1	105.8	100.0	ug/L	97%		70-130	1
Manganese	257.4	162.1	100.0	ug/L	95%		70-130	1
Nickel	142.0	42.17	100.0	ug/L	100%		70-130	1
Selenium	94.36	ND	100.0	ug/L	94%		70-130	1
Silver	48.04	0.7960	50.00	ug/L	94%		70-130	1
Thallium	93.65	ND	100.0	ug/L	94%		70-130	1
Tin	86.50	1.726	100.0	ug/L	85%		70-130	1
Vanadium	105.4	7.666	100.0	ug/L	98%		70-130	1
Zinc	1,046	971.4	100.0	ug/L	75%	E,NM	70-130	1

Type:	Matrix Spike Duplicate	Lab ID:	QC1303651	Batch:	384686
Matrix (Source ID):	Water (544393-003)	Method:	EPA 200.8	Prep Method:	EPA 3015A

QC1303651 Analyte	Result	Source Sample Result	Spiked	Units	Recovery	Qual	Limits	RPD	RPD Lim	DF
Antimony	109.5	4.617	100.0	ug/L	105%		70-130	5	20	1
Arsenic	101.7	2.861	100.0	ug/L	99%		70-130	3	20	1
Barium	191.8	100.9	100.0	ug/L	91%		70-130	3	20	1
Beryllium	95.36	ND	100.0	ug/L	95%		70-130	4	20	1
Boron	185.7	87.46	100.0	ug/L	98%		70-130	2	20	10
Cadmium	104.8	2.377	100.0	ug/L	102%		70-130	4	20	1
Chromium	107.3	11.79	100.0	ug/L	96%		70-130	1	20	1
Cobalt	109.1	6.562	100.0	ug/L	103%		70-130	2	20	1
Copper	298.3	203.7	100.0	ug/L	95%		70-130	2	20	1
Lead	200.5	105.8	100.0	ug/L	95%		70-130	1	20	1
Manganese	252.7	162.1	100.0	ug/L	91%		70-130	2	20	1
Nickel	143.5	42.17	100.0	ug/L	101%		70-130	1	20	1
Selenium	97.86	ND	100.0	ug/L	98%		70-130	4	20	1
Silver	50.05	0.7960	50.00	ug/L	98%		70-130	4	20	1
Thallium	97.89	ND	100.0	ug/L	98%		70-130	4	20	1
Tin	89.08	1.726	100.0	ug/L	87%		70-130	3	20	1
Vanadium	107.9	7.666	100.0	ug/L	100%		70-130	2	20	1
Zinc	1,037	971.4	100.0	ug/L	66%	E,NM	70-130		20	1

ENTHALPY ANALYTICAL

Batch QC

Type:	**Blank**	**Lab ID:**	**QC1303307**	**Batch:**	**384600**
Matrix:	**Water**	**Method:**	**EPA 245.1**	**Prep Method:**	**EPA 245.1**

QC1303307 Analyte	Result	Qual	Units	RL	MDL	Prepared	Analyzed
Mercury	ND		ug/L	0.40	0.032	10/15/25	10/15/25

Type:	**Lab Control Sample**	**Lab ID:**	**QC1303308**	**Batch:**	**384600**
Matrix:	**Filtrate**	**Method:**	**EPA 245.1**	**Prep Method:**	**EPA 245.1**

QC1303308 Analyte	Result	Spiked	Units	Recovery	Qual	Limits
Mercury	4.634	5.000	ug/L	93%		85-115

Type:	**Matrix Spike**	**Lab ID:**	**QC1303309**	**Batch:**	**384600**
Matrix (Source ID):	**Water (544104-001)**	**Method:**	**EPA 245.1**	**Prep Method:**	**EPA 245.1**

QC1303309 Analyte	Result	Source Sample Result	Spiked	Units	Recovery	Qual	Limits	DF
Mercury	4.815	0.07353	5.000	ug/L	95%		75-125	1

Type:	**Matrix Spike Duplicate**	**Lab ID:**	**QC1303310**	**Batch:**	**384600**
Matrix (Source ID):	**Water (544104-001)**	**Method:**	**EPA 245.1**	**Prep Method:**	**EPA 245.1**

QC1303310 Analyte	Result	Source Sample Result	Spiked	Units	Recovery	Qual	Limits	RPD	RPD Lim	DF
Mercury	4.989	0.07353	5.000	ug/L	98%		75-125	4	20	1

Type:	**Matrix Spike**	**Lab ID:**	**QC1303311**	**Batch:**	**384600**
Matrix (Source ID):	**Water (544318-001)**	**Method:**	**EPA 245.1**	**Prep Method:**	**EPA 245.1**

QC1303311 Analyte	Result	Source Sample Result	Spiked	Units	Recovery	Qual	Limits	DF
Mercury	4.561	ND	5.000	ug/L	91%		75-125	1

Type:	**Matrix Spike Duplicate**	**Lab ID:**	**QC1303312**	**Batch:**	**384600**
Matrix (Source ID):	**Water (544318-001)**	**Method:**	**EPA 245.1**	**Prep Method:**	**EPA 245.1**

QC1303312 Analyte	Result	Source Sample Result	Spiked	Units	Recovery	Qual	Limits	RPD	RPD Lim	DF
Mercury	4.628	ND	5.000	ug/L	93%		75-125	1	20	1

ENTHALPY ANALYTICAL

Batch QC

Type:	**Blank**	**Lab ID:**	**QC1302934**	**Batch:**	**384467**
Matrix:	**Water**	**Method:**	**EPA 300.0**	**Prep Method:**	**METHOD**

QC1302934 Analyte	Result	Qual	Units	RL	MDL	Prepared	Analyzed
Fluoride	ND		mg/L	0.20	0.059	10/14/25 11:45	10/14/25 12:29
Chloride	ND		mg/L	1.0	0.26	10/14/25 11:45	10/14/25 12:29
Nitrogen, Nitrite	ND		mg/L	0.10	0.02	10/14/25 11:45	10/14/25 12:29
Bromide	ND		mg/L	0.30	0.061	10/14/25 11:45	10/14/25 12:29
Nitrogen, Nitrate	ND		mg/L	0.10	0.05	10/14/25 11:45	10/14/25 12:29
Sulfate	ND		mg/L	1.0	0.18	10/14/25 11:45	10/14/25 12:29

Type:	**Lab Control Sample**	**Lab ID:**	**QC1302935**	**Batch:**	**384467**
Matrix:	**Water**	**Method:**	**EPA 300.0**	**Prep Method:**	**METHOD**

QC1302935 Analyte	Result	Spiked	Units	Recovery	Qual	Limits
Fluoride	9.564	10.00	mg/L	96%		90-110
Chloride	48.58	50.00	mg/L	97%		90-110
Nitrogen, Nitrite	4.707	4.567	mg/L	103%		90-110
Bromide	15.44	15.00	mg/L	103%		90-110
Nitrogen, Nitrate	4.600	4.518	mg/L	102%		90-110
Sulfate	25.73	25.00	mg/L	103%		90-110

Type:	**Matrix Spike**	**Lab ID:**	**QC1302936**	**Batch:**	**384467**
Matrix (Source ID):	**Water (544109-001)**	**Method:**	**EPA 300.0**	**Prep Method:**	**METHOD**

QC1302936 Analyte	Result	Source Sample Result	Spiked	Units	Recovery	Qual	Limits	DF
Fluoride	19.57	0.2104	20.00	mg/L	97%		80-129	1
Chloride	483.5	480.0	100.0	mg/L	3%	E,NM	80-123	1
Nitrogen, Nitrite	8.940	ND	9.134	mg/L	98%		80-122	1
Bromide	16.74	1.780	15.00	mg/L	100%		80-121	1
Nitrogen, Nitrate	9.153	ND	9.036	mg/L	101%		80-123	1
Sulfate	636.5	872.3	50.00	mg/L	-472%	E,NM	79-124	1

Type:	**Matrix Spike Duplicate**	**Lab ID:**	**QC1302937**	**Batch:**	**384467**
Matrix (Source ID):	**Water (544109-001)**	**Method:**	**EPA 300.0**	**Prep Method:**	**METHOD**

QC1302937 Analyte	Result	Source Sample Result	Spiked	Units	Recovery	Qual	Limits	RPD	RPD Lim	DF
Fluoride	19.92	0.2104	20.00	mg/L	99%		80-129	2	21	1
Chloride	484.5	480.0	100.0	mg/L	4%	E,NM	80-123		20	1
Nitrogen, Nitrite	9.112	ND	9.134	mg/L	100%		80-122	2	21	1
Bromide	17.00	1.780	15.00	mg/L	101%		80-121	2	20	1
Nitrogen, Nitrate	9.279	ND	9.036	mg/L	103%		80-123	1	20	1
Sulfate	636.7	872.3	50.00	mg/L	-471%	E,NM	79-124		20	1

ENTHALPY ANALYTICAL

Batch QC

Type:	Matrix Spike	Lab ID:	QC1302956	Batch:	384467
Matrix (Source ID):	Water (544141-001)	Method:	EPA 300.0	Prep Method:	METHOD

QC1302956 Analyte	Result	Source Sample Result	Spiked	Units	Recovery	Qual	Limits	DF
Fluoride	19.99	0.3343	20.00	mg/L	98%		80-129	1
Chloride	367.7	294.4	100.0	mg/L	73%	E,*	80-123	1
Nitrogen, Nitrite	9.107	ND	9.134	mg/L	100%		80-122	1
Bromide	16.23	1.121	15.00	mg/L	101%		80-121	1
Nitrogen, Nitrate	10.32	1.104	9.036	mg/L	102%		80-123	1
Sulfate	340.2	345.3	50.00	mg/L	-10%	E,NM	79-124	1

Type:	Matrix Spike Duplicate	Lab ID:	QC1302957	Batch:	384467
Matrix (Source ID):	Water (544141-001)	Method:	EPA 300.0	Prep Method:	METHOD

QC1302957 Analyte	Result	Source Sample Result	Spiked	Units	Recovery	Qual	Limits	RPD	RPD Lim	DF
Fluoride	20.10	0.3343	20.00	mg/L	99%		80-129	1	21	1
Chloride	368.1	294.4	100.0	mg/L	74%	E,*	80-123		20	1
Nitrogen, Nitrite	9.157	ND	9.134	mg/L	100%		80-122	1	21	1
Bromide	16.30	1.121	15.00	mg/L	101%		80-121	0	20	1
Nitrogen, Nitrate	10.35	1.104	9.036	mg/L	102%		80-123	0	20	1
Sulfate	340.4	345.3	50.00	mg/L	-10%	E,NM	79-124		20	1

Type:	Blank	Lab ID:	QC1303285	Batch:	384593
Matrix:	Water	Method:	EPA 350.1	Prep Method:	METHOD

QC1303285 Analyte	Result	Qual	Units	RL	MDL	Prepared	Analyzed
Ammonia-N	ND		mg/L	0.10	0.050	10/15/25	10/15/25

Type:	Lab Control Sample	Lab ID:	QC1303286	Batch:	384593
Matrix:	Water	Method:	EPA 350.1	Prep Method:	METHOD

QC1303286 Analyte	Result	Spiked	Units	Recovery	Qual	Limits
Ammonia-N	0.9351	1.000	mg/L	94%		90-110

Type:	Matrix Spike	Lab ID:	QC1303352	Batch:	384593
Matrix (Source ID):	Water (543965-001)	Method:	EPA 350.1	Prep Method:	METHOD

QC1303352 Analyte	Result	Source Sample Result	Spiked	Units	Recovery	Qual	Limits	DF
Ammonia-N	0.8875	ND	1.000	mg/L	89%	*	90-110	1

ENTHALPY ANALYTICAL

Batch QC

Type:	Matrix Spike Duplicate	**Lab ID:**	QC1303353
Matrix (Source ID):	Water (543965-001)	**Method:**	EPA 350.1
Batch:	384593		
Prep Method:	METHOD		

QC1303353 Analyte	Result	Source Sample Result	Spiked	Units	Recovery	Qual	Limits	RPD	RPD Lim	DF
Ammonia-N	0.9334	ND	1.000	mg/L	93%		90-110	5	20	1

Type:	Matrix Spike	**Lab ID:**	QC1303354
Matrix (Source ID):	Water (544104-001)	**Method:**	EPA 350.1
Batch:	384593		
Prep Method:	METHOD		

QC1303354 Analyte	Result	Source Sample Result	Spiked	Units	Recovery	Qual	Limits	DF
Ammonia-N	0.9304	ND	1.000	mg/L	93%		90-110	1

Type:	Matrix Spike Duplicate	**Lab ID:**	QC1303355
Matrix (Source ID):	Water (544104-001)	**Method:**	EPA 350.1
Batch:	384593		
Prep Method:	METHOD		

QC1303355 Analyte	Result	Source Sample Result	Spiked	Units	Recovery	Qual	Limits	RPD	RPD Lim	DF
Ammonia-N	0.9259	ND	1.000	mg/L	93%		90-110	0	20	1

Type:	Blank	**Lab ID:**	QC1308447
Matrix:	Water	**Method:**	EPA 420.1
Batch:	386078		
Prep Method:	METHOD		

QC1308447 Analyte	Result	Qual	Units	RL	MDL	Prepared	Analyzed
Total Phenolics	ND		mg/L	0.010	0.0065	10/30/25	10/30/25

Type:	Lab Control Sample	**Lab ID:**	QC1308448
Matrix:	Water	**Method:**	EPA 420.1
Batch:	386078		
Prep Method:	METHOD		

QC1308448 Analyte	Result	Spiked	Units	Recovery	Qual	Limits
Total Phenolics	0.07800	0.08000	mg/L	98%		80-120

Type:	Lab Control Sample Duplicate	**Lab ID:**	QC1308449
Matrix:	Water	**Method:**	EPA 420.1
Batch:	386078		
Prep Method:	METHOD		

QC1308449 Analyte	Result	Spiked	Units	Recovery	Qual	Limits	RPD	RPD Lim
Total Phenolics	0.07700	0.08000	mg/L	96%		80-120	1	20

ENTHALPY ANALYTICAL

Batch QC

Type: Blank	Lab ID: QC1304299	Batch: 384875
Matrix: Water		

QC1304299 Analyte	Result	Qual	Units	RL	MDL	Prepared	Analyzed
Method: EPA 625.1 Prep Method: EPA 3510C							
Pyridine	ND		ug/L	10	2.8	10/17/25	10/17/25
Phenol	ND		ug/L	10	2.1	10/17/25	10/17/25
2-Methylphenol	ND		ug/L	10	3.2	10/17/25	10/17/25
3-,4-Methylphenol	ND		ug/L	10	3.0	10/17/25	10/17/25
Benzoic acid	ND		ug/L	50	11	10/17/25	10/17/25
Naphthalene	ND		ug/L	10	3.6	10/17/25	10/17/25
Cresol	ND		ug/L	10		10/17/25	10/17/25
Method: EPA 8270C Prep Method: EPA 3510C							
Carbazole	ND		ug/L	10	2.8	10/17/25	10/17/25
N-Nitrosodimethylamine	ND		ug/L	10	2.9	10/17/25	10/17/25
Aniline	ND		ug/L	10	2.8	10/17/25	10/17/25
bis(2-Chloroethyl)ether	ND		ug/L	25	3.7	10/17/25	10/17/25
2-Chlorophenol	ND		ug/L	10	3.6	10/17/25	10/17/25
1,3-Dichlorobenzene	ND		ug/L	10	3.3	10/17/25	10/17/25
1,4-Dichlorobenzene	ND		ug/L	10	3.4	10/17/25	10/17/25
Benzyl alcohol	ND		ug/L	25	5.8	10/17/25	10/17/25
1,2-Dichlorobenzene	ND		ug/L	10	3.3	10/17/25	10/17/25
bis(2-Chloroisopropyl) ether	ND		ug/L	10	3.8	10/17/25	10/17/25
N-Nitroso-di-n-propylamine	ND		ug/L	10	3.9	10/17/25	10/17/25
Hexachloroethane	ND		ug/L	10	3.0	10/17/25	10/17/25
Nitrobenzene	ND		ug/L	25	8.4	10/17/25	10/17/25
Isophorone	ND		ug/L	10	3.7	10/17/25	10/17/25
2-Nitrophenol	ND		ug/L	10	5.4	10/17/25	10/17/25
2,4-Dimethylphenol	ND		ug/L	10	3.2	10/17/25	10/17/25
bis(2-Chloroethoxy)methane	ND		ug/L	10	3.7	10/17/25	10/17/25
2,4-Dichlorophenol	ND		ug/L	10	3.7	10/17/25	10/17/25
1,2,4-Trichlorobenzene	ND		ug/L	10	3.4	10/17/25	10/17/25
4-Chloroaniline	ND		ug/L	10	3.1	10/17/25	10/17/25
Hexachlorobutadiene	ND		ug/L	10	2.2	10/17/25	10/17/25
4-Chloro-3-methylphenol	ND		ug/L	10	3.6	10/17/25	10/17/25
2-Methylnaphthalene	ND		ug/L	10	3.4	10/17/25	10/17/25
Hexachlorocyclopentadiene	ND		ug/L	25	7.8	10/17/25	10/17/25
2,4,6-Trichlorophenol	ND		ug/L	10	4.1	10/17/25	10/17/25
2,4,5-Trichlorophenol	ND		ug/L	10	3.7	10/17/25	10/17/25
2-Chloronaphthalene	ND		ug/L	10	3.4	10/17/25	10/17/25
2-Nitroaniline	ND		ug/L	50	4.3	10/17/25	10/17/25
Dimethylphthalate	ND		ug/L	10	3.4	10/17/25	10/17/25
Acenaphthylene	ND		ug/L	10	3.9	10/17/25	10/17/25
2,6-Dinitrotoluene	ND		ug/L	10	4.4	10/17/25	10/17/25
3-Nitroaniline	ND		ug/L	10	4.0	10/17/25	10/17/25
Acenaphthene	ND		ug/L	10	3.2	10/17/25	10/17/25
2,4-Dinitrophenol	ND		ug/L	50	15	10/17/25	10/17/25
4-Nitrophenol	ND		ug/L	10	8.5	10/17/25	10/17/25
Dibenzofuran	ND		ug/L	10	3.2	10/17/25	10/17/25

ENTHALPY ANALYTICAL

Batch QC

QC1304299 Analyte	Result	Qual	Units	RL	MDL	Prepared	Analyzed
2,4-Dinitrotoluene	ND		ug/L	10	4.3	10/17/25	10/17/25
Diethylphthalate	ND		ug/L	10	2.9	10/17/25	10/17/25
Fluorene	ND		ug/L	10	3.1	10/17/25	10/17/25
4-Chlorophenyl-phenylether	ND		ug/L	10	3.1	10/17/25	10/17/25
4-Nitroaniline	ND		ug/L	10	3.3	10/17/25	10/17/25
4,6-Dinitro-2-methylphenol	ND		ug/L	50	17	10/17/25	10/17/25
N-Nitrosodiphenylamine	ND		ug/L	10	4.0	10/17/25	10/17/25
1,2-diphenylhydrazine (as azobenzene)	ND		ug/L	10	2.9	10/17/25	10/17/25
4-Bromophenyl-phenylether	ND		ug/L	10	3.3	10/17/25	10/17/25
Hexachlorobenzene	ND		ug/L	10	3.0	10/17/25	10/17/25
Pentachlorophenol	ND		ug/L	25	5.7	10/17/25	10/17/25
Phenanthrene	ND		ug/L	10	2.9	10/17/25	10/17/25
Anthracene	ND		ug/L	10	2.8	10/17/25	10/17/25
Di-n-butylphthalate	ND		ug/L	10	3.0	10/17/25	10/17/25
Fluoranthene	ND		ug/L	10	2.8	10/17/25	10/17/25
Benzidine	ND		ug/L	50	19	10/17/25	10/17/25
Pyrene	ND		ug/L	10	2.7	10/17/25	10/17/25
Butylbenzylphthalate	ND		ug/L	10	3.6	10/17/25	10/17/25
3,3'-Dichlorobenzidine	ND		ug/L	25	5.2	10/17/25	10/17/25
Benzo(a)anthracene	ND		ug/L	10	2.4	10/17/25	10/17/25
Chrysene	ND		ug/L	10	2.5	10/17/25	10/17/25
bis(2-Ethylhexyl)phthalate	ND		ug/L	10	3.3	10/17/25	10/17/25
Di-n-octylphthalate	ND		ug/L	10	4.7	10/17/25	10/17/25
Benzo(b)fluoranthene	ND		ug/L	10	3.0	10/17/25	10/17/25
Benzo(k)fluoranthene	ND		ug/L	10	3.1	10/17/25	10/17/25
Benzo(a)pyrene	ND		ug/L	10	3.1	10/17/25	10/17/25
Indeno(1,2,3-cd)pyrene	ND		ug/L	10	4.2	10/17/25	10/17/25
Dibenz(a,h)anthracene	ND		ug/L	10	4.2	10/17/25	10/17/25
Benzo(g,h,i)perylene	ND		ug/L	10	4.1	10/17/25	10/17/25
Surrogates				**Limits**			
2-Fluorophenol	53%		%REC	15-120		10/17/25	10/17/25
Phenol-d6	34%		%REC	15-120		10/17/25	10/17/25
2,4,6-Tribromophenol	84%		%REC	15-140		10/17/25	10/17/25
Nitrobenzene-d5	89%		%REC	15-123		10/17/25	10/17/25
2-Fluorobiphenyl	91%		%REC	15-120		10/17/25	10/17/25
Terphenyl-d14	106%		%REC	15-120		10/17/25	10/17/25

ENTHALPY ANALYTICAL

Batch QC

Type:	**Lab Control Sample**	**Lab ID:**	**QC1304300**	**Batch:**	**384875**
Matrix:	**Water**	**Method:**	**EPA 8270C**	**Prep Method:**	**EPA 3510C**

QC1304300 Analyte	Result	Spiked	Units	Recovery	Qual	Limits
Phenol	29.25	75.00	ug/L	39%		14-120
2-Chlorophenol	64.81	75.00	ug/L	86%		46-120
1,4-Dichlorobenzene	59.91	75.00	ug/L	80%		42-120
3-,4-Methylphenol	57.55	75.00	ug/L	77%		40-120
N-Nitroso-di-n-propylamine	76.61	75.00	ug/L	102%		54-121
2,4-Dimethylphenol	74.26	75.00	ug/L	99%		48-120
1,2,4-Trichlorobenzene	64.45	75.00	ug/L	86%		45-120
4-Chloro-3-methylphenol	72.78	75.00	ug/L	97%		60-121
2,4,5-Trichlorophenol	73.85	75.00	ug/L	98%		62-124
Acenaphthene	68.71	75.00	ug/L	92%		56-120
4-Nitrophenol	31.43	75.00	ug/L	42%		17-120
2,4-Dinitrotoluene	79.32	75.00	ug/L	106%		69-127
Pentachlorophenol	63.84	75.00	ug/L	85%		51-120
Pyrene	74.70	75.00	ug/L	100%		68-123
Chrysene	71.08	75.00	ug/L	95%		66-120
Benzo(b)fluoranthene	74.33	75.00	ug/L	99%		67-120
Surrogates						
2-Fluorophenol	21.78	40.00	ug/L	54%		15-120
Phenol-d6	14.38	40.00	ug/L	36%		15-120
2,4,6-Tribromophenol	37.09	40.00	ug/L	93%		15-140
Nitrobenzene-d5	37.68	40.00	ug/L	94%		15-123
2-Fluorobiphenyl	35.93	40.00	ug/L	90%		15-120
Terphenyl-d14	39.75	40.00	ug/L	99%		15-120

ENTHALPY ANALYTICAL

Batch QC

Type:	**Lab Control Sample Duplicate**	**Lab ID:**	**QC1304301**	**Batch:**	**384875**
Matrix:	**Water**	**Method:**	**EPA 8270C**	**Prep Method:**	**EPA 3510C**

QC1304301 Analyte	Result	Spiked	Units	Recovery	Qual	Limits	RPD	RPD Lim
Phenol	29.48	75.00	ug/L	39%		14-120	1	52
2-Chlorophenol	63.38	75.00	ug/L	85%		46-120	2	52
1,4-Dichlorobenzene	58.30	75.00	ug/L	78%		42-120	3	53
3-,4-Methylphenol	56.62	75.00	ug/L	75%		40-120	2	51
N-Nitroso-di-n-propylamine	72.82	75.00	ug/L	97%		54-121	5	52
2,4-Dimethylphenol	71.00	75.00	ug/L	95%		48-120	4	52
1,2,4-Trichlorobenzene	64.28	75.00	ug/L	86%		45-120	0	54
4-Chloro-3-methylphenol	70.68	75.00	ug/L	94%		60-121	3	47
2,4,5-Trichlorophenol	72.39	75.00	ug/L	97%		62-124	2	46
Acenaphthene	67.58	75.00	ug/L	90%		56-120	2	46
4-Nitrophenol	32.50	75.00	ug/L	43%		17-120	3	44
2,4-Dinitrotoluene	80.05	75.00	ug/L	107%		69-127	1	40
Pentachlorophenol	63.28	75.00	ug/L	84%		51-120	1	42
Pyrene	76.35	75.00	ug/L	102%		68-123	2	39
Chrysene	73.32	75.00	ug/L	98%		66-120	3	38
Benzo(b)fluoranthene	75.38	75.00	ug/L	101%		67-120	1	39
Surrogates								
2-Fluorophenol	20.50	40.00	ug/L	51%		15-120		
Phenol-d6	14.54	40.00	ug/L	36%		15-120		
2,4,6-Tribromophenol	37.64	40.00	ug/L	94%		15-140		
Nitrobenzene-d5	36.78	40.00	ug/L	92%		15-123		
2-Fluorobiphenyl	35.29	40.00	ug/L	88%		15-120		
Terphenyl-d14	40.73	40.00	ug/L	102%		15-120		

ENTHALPY ANALYTICAL

Batch QC

Type: Blank	Lab ID: QC1304257	Batch: 384853
Matrix: Water		

QC1304257 Analyte	Result	Qual	Units	RL	MDL	Prepared	Analyzed
Method: EPA 8081A Prep Method: EPA 3510C							
alpha-BHC	ND		ug/L	0.05	0.01	10/17/25	10/19/25
beta-BHC	ND		ug/L	0.05	0.01	10/17/25	10/19/25
gamma-BHC	ND		ug/L	0.05	0.009	10/17/25	10/19/25
delta-BHC	ND		ug/L	0.05	0.01	10/17/25	10/19/25
Heptachlor	ND		ug/L	0.05	0.01	10/17/25	10/19/25
Aldrin	ND		ug/L	0.05	0.01	10/17/25	10/19/25
Heptachlor epoxide	ND		ug/L	0.05	0.01	10/17/25	10/19/25
Endosulfan I	ND		ug/L	0.05	0.01	10/17/25	10/19/25
Dieldrin	ND		ug/L	0.1	0.01	10/17/25	10/19/25
4,4'-DDE	ND		ug/L	0.1	0.01	10/17/25	10/19/25
Endrin	ND		ug/L	0.1	0.01	10/17/25	10/19/25
Endosulfan II	ND		ug/L	0.1	0.02	10/17/25	10/19/25
Endosulfan sulfate	ND		ug/L	0.1	0.01	10/17/25	10/19/25
4,4'-DDD	ND		ug/L	0.1	0.01	10/17/25	10/19/25
Endrin aldehyde	ND		ug/L	0.1	0.02	10/17/25	10/19/25
Endrin ketone	ND		ug/L	0.1	0.02	10/17/25	10/19/25
4,4'-DDT	ND		ug/L	0.1	0.04	10/17/25	10/19/25
Methoxychlor	ND		ug/L	0.1	0.03	10/17/25	10/19/25
Toxaphene	ND		ug/L	2.0	0.4	10/17/25	10/19/25
Chlordane (Technical)	ND		ug/L	1.0	0.2	10/17/25	10/19/25
Surrogates				**Limits**			
TCMX	74%		%REC	29-120		10/17/25	10/19/25
Decachlorobiphenyl	78%		%REC	33-132		10/17/25	10/19/25
Method: EPA 8082 Prep Method: EPA 3510C							
Aroclor-1016	ND		ug/L	0.50	0.30	10/17/25	10/19/25
Aroclor-1221	ND		ug/L	0.50	0.47	10/17/25	10/19/25
Aroclor-1232	ND		ug/L	0.50	0.27	10/17/25	10/19/25
Aroclor-1242	ND		ug/L	0.50	0.29	10/17/25	10/19/25
Aroclor-1248	ND		ug/L	0.50	0.24	10/17/25	10/19/25
Aroclor-1254	ND		ug/L	0.50	0.27	10/17/25	10/19/25
Aroclor-1260	ND		ug/L	0.50	0.33	10/17/25	10/19/25
Aroclor-1262	ND		ug/L	0.50	0.29	10/17/25	10/19/25
Aroclor-1268	ND		ug/L	0.50	0.26	10/17/25	10/19/25
Surrogates				**Limits**			
Decachlorobiphenyl (PCB)	85%		%REC	28-138		10/17/25	10/19/25

ENTHALPY ANALYTICAL

Batch QC

Type:	**Lab Control Sample**	**Lab ID:**	**QC1304258**	**Batch:**	**384853**
Matrix:	**Water**	**Method:**	**EPA 8081A**	**Prep Method:**	**EPA 3510C**

QC1304258 Analyte	Result	Spiked	Units	Recovery	Qual	Limits
alpha-BHC	0.4864	0.5000	ug/L	97%		66-121
beta-BHC	0.4577	0.5000	ug/L	92%		73-120
gamma-BHC	0.5140	0.5000	ug/L	103%		68-125
delta-BHC	0.5014	0.5000	ug/L	100%		68-131
Heptachlor	0.4556	0.5000	ug/L	91%		63-120
Aldrin	0.4231	0.5000	ug/L	85%		56-120
Heptachlor epoxide	0.4413	0.5000	ug/L	88%		65-120
Endosulfan I	0.4549	0.5000	ug/L	91%		68-124
Dieldrin	0.4526	0.5000	ug/L	91%		66-124
4,4'-DDE	0.4670	0.5000	ug/L	93%		67-131
Endrin	0.4779	0.5000	ug/L	96%		68-135
Endosulfan II	0.4544	0.5000	ug/L	91%		71-130
Endosulfan sulfate	0.4529	0.5000	ug/L	91%		68-128
4,4'-DDD	0.4472	0.5000	ug/L	89%		65-130
Endrin aldehyde	0.4224	0.5000	ug/L	84%		67-124
Endrin ketone	0.4922	0.5000	ug/L	98%		69-137
4,4'-DDT	0.4700	0.5000	ug/L	94%		65-136
Methoxychlor	0.5398	0.5000	ug/L	108%		69-150
Surrogates						
TCMX	0.4153	0.5000	ug/L	83%		29-120
Decachlorobiphenyl	0.3760	0.5000	ug/L	75%		33-132

ENTHALPY ANALYTICAL

Batch QC

Type:	Lab Control Sample Duplicate	Lab ID:	QC1304259	Batch:	384853
Matrix:	Water	Method:	EPA 8081A	Prep Method:	EPA 3510C

QC1304259 Analyte	Result	Spiked	Units	Recovery	Qual	Limits	RPD	RPD Lim
alpha-BHC	0.4956	0.5000	ug/L	99%		66-121	2	20
beta-BHC	0.4623	0.5000	ug/L	92%		73-120	1	20
gamma-BHC	0.5226	0.5000	ug/L	105%		68-125	2	20
delta-BHC	0.5113	0.5000	ug/L	102%		68-131	2	20
Heptachlor	0.4586	0.5000	ug/L	92%		63-120	1	24
Aldrin	0.4213	0.5000	ug/L	84%		56-120	0	30
Heptachlor epoxide	0.4468	0.5000	ug/L	89%		65-120	1	20
Endosulfan I	0.4569	0.5000	ug/L	91%		68-124	0	20
Dieldrin	0.4543	0.5000	ug/L	91%		66-124	0	22
4,4'-DDE	0.4749	0.5000	ug/L	95%		67-131	2	21
Endrin	0.4787	0.5000	ug/L	96%		68-135	0	20
Endosulfan II	0.4600	0.5000	ug/L	92%		71-130	1	21
Endosulfan sulfate	0.4522	0.5000	ug/L	90%		68-128	0	21
4,4'-DDD	0.4505	0.5000	ug/L	90%		65-130	1	22
Endrin aldehyde	0.4214	0.5000	ug/L	84%		67-124	0	20
Endrin ketone	0.4933	0.5000	ug/L	99%		69-137	0	21
4,4'-DDT	0.4736	0.5000	ug/L	95%		65-136	1	23
Methoxychlor	0.5383	0.5000	ug/L	108%		69-150	0	23
Surrogates								
TCMX	0.4028	0.5000	ug/L	81%		29-120		
Decachlorobiphenyl	0.3793	0.5000	ug/L	76%		33-132		

Type:	Lab Control Sample	Lab ID:	QC1304260	Batch:	384853
Matrix:	Water	Method:	EPA 8082	Prep Method:	EPA 3510C

QC1304260 Analyte	Result	Spiked	Units	Recovery	Qual	Limits
Aroclor-1016	4.248	5.000	ug/L	85%		69-120
Aroclor-1260	4.264	5.000	ug/L	85%		72-124
Surrogates						
Decachlorobiphenyl (PCB)	0.4104	0.5000	ug/L	82%		28-138

Type:	Lab Control Sample Duplicate	Lab ID:	QC1304261	Batch:	384853
Matrix:	Water	Method:	EPA 8082	Prep Method:	EPA 3510C

QC1304261 Analyte	Result	Spiked	Units	Recovery	Qual	Limits	RPD	RPD Lim
Aroclor-1016	4.142	5.000	ug/L	83%		69-120	3	22
Aroclor-1260	4.168	5.000	ug/L	83%		72-124	2	25
Surrogates								
Decachlorobiphenyl (PCB)	0.4075	0.5000	ug/L	81%		28-138		

ENTHALPY ANALYTICAL

Batch QC

Type:	Lab Control Sample	Lab ID:	QC1303328	Batch:	384604
Matrix:	Water	Method:	EPA 8260B	Prep Method:	EPA 5030B

QC1303328 Analyte	Result	Spiked	Units	Recovery	Qual	Limits
1,1-Dichloroethene	45.77	50.00	ug/L	92%		69-128
MTBE	47.43	50.00	ug/L	95%		66-125
Benzene	47.63	50.00	ug/L	95%		76-121
Trichloroethene	49.43	50.00	ug/L	99%		76-124
Toluene	47.23	50.00	ug/L	94%		76-120
Chlorobenzene	47.66	50.00	ug/L	95%		78-120
Surrogates						
Dibromofluoromethane	49.72	50.00	ug/L	99%		70-130
1,2-Dichloroethane-d4	47.47	50.00	ug/L	95%		70-130
Toluene-d8	50.05	50.00	ug/L	100%		70-130
Bromofluorobenzene	49.84	50.00	ug/L	100%		70-130

Type:	Lab Control Sample Duplicate	Lab ID:	QC1303329	Batch:	384604
Matrix:	Water	Method:	EPA 8260B	Prep Method:	EPA 5030B

QC1303329 Analyte	Result	Spiked	Units	Recovery	Qual	Limits	RPD	RPD Lim
1,1-Dichloroethene	48.15	50.00	ug/L	96%		69-128	5	23
MTBE	52.09	50.00	ug/L	104%		66-125	9	22
Benzene	50.13	50.00	ug/L	100%		76-121	5	21
Trichloroethene	52.34	50.00	ug/L	105%		76-124	6	22
Toluene	50.08	50.00	ug/L	100%		76-120	6	21
Chlorobenzene	51.05	50.00	ug/L	102%		78-120	7	20
Surrogates								
Dibromofluoromethane	50.08	50.00	ug/L	100%		70-130		
1,2-Dichloroethane-d4	47.17	50.00	ug/L	94%		70-130		
Toluene-d8	51.14	50.00	ug/L	102%		70-130		
Bromofluorobenzene	50.10	50.00	ug/L	100%		70-130		

ENTHALPY ANALYTICAL

Batch QC

Type:	**Blank**	**Lab ID:**	**QC1303333**	**Batch:**	**384604**
Matrix:	**Water**	**Method:**	**EPA 8260B**	**Prep Method:**	**EPA 5030B**

QC1303333 Analyte	Result	Qual	Units	RL	MDL	Prepared	Analyzed
Carbon Disulfide	ND		ug/L	5.0	0.1	10/15/25	10/15/25
Chloroprene	ND		ug/L	200	2.7	10/15/25	10/15/25
3-Chloropropene	ND		ug/L	5.0	0.2	10/15/25	10/15/25
Ethyl methacrylate	ND		ug/L	50	3.9	10/15/25	10/15/25
Ethanol	ND		ug/L	500	160	10/15/25	10/15/25
2-Hexanone	ND		ug/L	5.0	1.3	10/15/25	10/15/25
Isopropanol (IPA)	ND		ug/L	200	96	10/15/25	10/15/25
Methyl acrylonitrile	ND		ug/L	35	4.2	10/15/25	10/15/25
Vinyl Acetate	ND		ug/L	50	3.2	10/15/25	10/15/25
Acrolein	ND		ug/L	200	2.6	10/15/25	10/15/25
Acrylonitrile	ND		ug/L	10	0.7	10/15/25	10/15/25
Freon 12	ND		ug/L	5.0	0.2	10/15/25	10/15/25
Chloromethane	ND		ug/L	5.0	0.09	10/15/25	10/15/25
Vinyl Chloride	ND		ug/L	5.0	0.1	10/15/25	10/15/25
Bromomethane	ND		ug/L	5.0	0.1	10/15/25	10/15/25
Chloroethane	ND		ug/L	5.0	0.1	10/15/25	10/15/25
Trichlorofluoromethane	ND		ug/L	5.0	0.1	10/15/25	10/15/25
Iodomethane	ND		ug/L	5.0		10/15/25	10/15/25
Acetone	ND		ug/L	100	14	10/15/25	10/15/25
Freon 113	ND		ug/L	5.0	0.1	10/15/25	10/15/25
1,1-Dichloroethene	ND		ug/L	5.0	0.1	10/15/25	10/15/25
Methylene Chloride	ND		ug/L	10	0.2	10/15/25	10/15/25
MTBE	ND		ug/L	5.0	0.1	10/15/25	10/15/25
trans-1,2-Dichloroethene	ND		ug/L	5.0	0.1	10/15/25	10/15/25
1,1-Dichloroethane	ND		ug/L	5.0	0.09	10/15/25	10/15/25
2-Butanone	ND		ug/L	10	1.3	10/15/25	10/15/25
cis-1,2-Dichloroethene	ND		ug/L	5.0	0.1	10/15/25	10/15/25
2,2-Dichloropropane	ND		ug/L	5.0	0.2	10/15/25	10/15/25
Chloroform	ND		ug/L	5.0	0.08	10/15/25	10/15/25
Bromochloromethane	ND		ug/L	5.0	0.1	10/15/25	10/15/25
1,1,1-Trichloroethane	ND		ug/L	5.0	0.1	10/15/25	10/15/25
1,1-Dichloropropene	ND		ug/L	5.0	0.1	10/15/25	10/15/25
Carbon Tetrachloride	ND		ug/L	5.0	0.1	10/15/25	10/15/25
1,2-Dichloroethane	ND		ug/L	5.0	0.2	10/15/25	10/15/25
Benzene	ND		ug/L	1.0	0.1	10/15/25	10/15/25
Trichloroethene	ND		ug/L	5.0	0.1	10/15/25	10/15/25
1,2-Dichloropropane	ND		ug/L	5.0	0.09	10/15/25	10/15/25
Bromodichloromethane	ND		ug/L	5.0	0.07	10/15/25	10/15/25
Dibromomethane	ND		ug/L	5.0	0.1	10/15/25	10/15/25
4-Methyl-2-Pentanone	ND		ug/L	5.0	1.0	10/15/25	10/15/25
cis-1,3-Dichloropropene	ND		ug/L	5.0	0.1	10/15/25	10/15/25
Toluene	ND		ug/L	5.0	0.1	10/15/25	10/15/25
trans-1,3-Dichloropropene	ND		ug/L	5.0	0.09	10/15/25	10/15/25
1,1,2-Trichloroethane	ND		ug/L	5.0	0.1	10/15/25	10/15/25
1,3-Dichloropropane	ND		ug/L	5.0	0.07	10/15/25	10/15/25
Tetrachloroethene	ND		ug/L	5.0	0.2	10/15/25	10/15/25
Dibromochloromethane	ND		ug/L	5.0	0.1	10/15/25	10/15/25

ENTHALPY ANALYTICAL

Batch QC

QC1303333 Analyte	Result	Qual	Units	RL	MDL	Prepared	Analyzed
1,2-Dibromoethane	ND		ug/L	5.0	0.1	10/15/25	10/15/25
Chlorobenzene	ND		ug/L	5.0	0.1	10/15/25	10/15/25
1,1,1,2-Tetrachloroethane	ND		ug/L	5.0	0.07	10/15/25	10/15/25
Ethylbenzene	ND		ug/L	5.0	0.1	10/15/25	10/15/25
m,p-Xylenes	ND		ug/L	5.0	0.2	10/15/25	10/15/25
o-Xylene	ND		ug/L	5.0	0.1	10/15/25	10/15/25
Styrene	ND		ug/L	5.0	0.1	10/15/25	10/15/25
Bromoform	ND		ug/L	5.0	0.06	10/15/25	10/15/25
Isopropylbenzene	ND		ug/L	5.0	0.1	10/15/25	10/15/25
1,1,2,2-Tetrachloroethane	ND		ug/L	5.0	0.1	10/15/25	10/15/25
1,2,3-Trichloropropane	ND		ug/L	5.0	0.3	10/15/25	10/15/25
Propylbenzene	ND		ug/L	5.0	0.1	10/15/25	10/15/25
Bromobenzene	ND		ug/L	5.0	0.1	10/15/25	10/15/25
1,3,5-Trimethylbenzene	ND		ug/L	5.0	0.1	10/15/25	10/15/25
2-Chlorotoluene	ND		ug/L	5.0	0.1	10/15/25	10/15/25
4-Chlorotoluene	ND		ug/L	5.0	0.2	10/15/25	10/15/25
tert-Butylbenzene	ND		ug/L	5.0	0.1	10/15/25	10/15/25
1,2,4-Trimethylbenzene	ND		ug/L	5.0	0.1	10/15/25	10/15/25
sec-Butylbenzene	ND		ug/L	5.0	0.2	10/15/25	10/15/25
para-Isopropyl Toluene	ND		ug/L	5.0	0.2	10/15/25	10/15/25
1,3-Dichlorobenzene	ND		ug/L	5.0	0.1	10/15/25	10/15/25
1,4-Dichlorobenzene	ND		ug/L	5.0	0.2	10/15/25	10/15/25
n-Butylbenzene	ND		ug/L	5.0	0.1	10/15/25	10/15/25
1,2-Dichlorobenzene	ND		ug/L	5.0	0.1	10/15/25	10/15/25
1,2-Dibromo-3-Chloropropane	ND		ug/L	5.0	0.6	10/15/25	10/15/25
1,2,4-Trichlorobenzene	ND		ug/L	5.0	0.3	10/15/25	10/15/25
Hexachlorobutadiene	ND		ug/L	5.0	0.3	10/15/25	10/15/25
1,2,3-Trichlorobenzene	ND		ug/L	5.0	0.3	10/15/25	10/15/25
cis-1,4-Dichloro-2-butene	ND		ug/L	5.0	0.3	10/15/25	10/15/25
trans-1,4-Dichloro-2-butene	ND		ug/L	5.0	0.3	10/15/25	10/15/25
Xylene (total)	ND		ug/L	5.0		10/15/25	10/15/25
Surrogates				**Limits**			
Dibromofluoromethane	103%		%REC	70-130		10/15/25	10/15/25
1,2-Dichloroethane-d4	98%		%REC	70-130		10/15/25	10/15/25
Toluene-d8	103%		%REC	70-130		10/15/25	10/15/25
Bromofluorobenzene	102%		%REC	70-130		10/15/25	10/15/25

ENTHALPY ANALYTICAL

Batch QC

Type:	Matrix Spike	Lab ID:	QC1303420	Batch:	384604
Matrix (Source ID):	Water (543780-001)	Method:	EPA 8260B	Prep Method:	EPA 5030B

QC1303420 Analyte	Result	Source Sample Result	Spiked	Units	Recovery	Qual	Limits	DF
1,1-Dichloroethene	21.22	ND	20.00	ug/L	106%		62-131	1
MTBE	20.00	ND	20.00	ug/L	100%		61-124	1
Benzene	21.64	ND	20.00	ug/L	108%		70-123	1
Trichloroethene	23.69	ND	20.00	ug/L	118%		65-131	1
Toluene	22.01	ND	20.00	ug/L	110%		69-120	1
Chlorobenzene	22.20	ND	20.00	ug/L	111%		72-121	1
Surrogates								
Dibromofluoromethane	49.29		50.00	ug/L	99%		70-130	1
1,2-Dichloroethane-d4	46.99		50.00	ug/L	94%		70-130	1
Toluene-d8	50.52		50.00	ug/L	101%		70-130	1
Bromofluorobenzene	50.81		50.00	ug/L	102%		70-130	1

Type:	Matrix Spike Duplicate	Lab ID:	QC1303421	Batch:	384604
Matrix (Source ID):	Water (543780-001)	Method:	EPA 8260B	Prep Method:	EPA 5030B

QC1303421 Analyte	Result	Source Sample Result	Spiked	Units	Recovery	Qual	Limits	RPD	RPD Lim	DF
1,1-Dichloroethene	18.87	ND	20.00	ug/L	94%		62-131	12	31	1
MTBE	18.78	ND	20.00	ug/L	94%		61-124	6	30	1
Benzene	19.31	ND	20.00	ug/L	97%		70-123	11	31	1
Trichloroethene	20.83	ND	20.00	ug/L	104%		65-131	13	31	1
Toluene	19.38	ND	20.00	ug/L	97%		69-120	13	29	1
Chlorobenzene	19.64	ND	20.00	ug/L	98%		72-121	12	29	1
Surrogates										
Dibromofluoromethane	49.75		50.00	ug/L	99%		70-130			1
1,2-Dichloroethane-d4	45.95		50.00	ug/L	92%		70-130			1
Toluene-d8	50.75		50.00	ug/L	102%		70-130			1
Bromofluorobenzene	50.97		50.00	ug/L	102%		70-130			1

Type:	Blank	Lab ID:	QC1303387	Batch:	384620
Matrix:	Water	Method:	EPA 8270C-SIM	Prep Method:	EPA 3535

QC1303387 Analyte	Result	Qual	Units	RL	MDL	Prepared	Analyzed
1,4-Dioxane	ND		ug/L	1.0	0.84	10/15/25	10/21/25
Surrogates				**Limits**			
1,4-Dioxane-d8 (SUR)	115%		%REC	80-120		10/15/25	10/21/25

ENTHALPY ANALYTICAL

Batch QC

Type:	Lab Control Sample	Lab ID:	QC1303388	Batch:	384620
Matrix:	Water	Method:	EPA 8270C-SIM	Prep Method:	EPA 3535

QC1303388 Analyte	Result	Spiked	Units	Recovery	Qual	Limits
1,4-Dioxane	9.574	10.00	ug/L	96%		79-120
Surrogates						
1,4-Dioxane-d8 (SUR)	9.971	10.00	ug/L	100%		80-120

Type:	Lab Control Sample Duplicate	Lab ID:	QC1303389	Batch:	384620
Matrix:	Water	Method:	EPA 8270C-SIM	Prep Method:	EPA 3535

QC1303389 Analyte	Result	Spiked	Units	Recovery	Qual	Limits	RPD	RPD Lim
1,4-Dioxane	10.69	10.00	ug/L	107%		79-120	11	20
Surrogates								
1,4-Dioxane-d8 (SUR)	11.41	10.00	ug/L	114%		80-120		

Type:	Blank	Lab ID:	QC1303979	Batch:	384795
Matrix:	Water	Method:	SM 4500-CN-E	Prep Method:	METHOD

QC1303979 Analyte	Result	Qual	Units	RL	MDL	Prepared	Analyzed
Cyanide	ND		mg/L	0.0050	0.0017	10/16/25	10/17/25

Type:	Lab Control Sample	Lab ID:	QC1303980	Batch:	384795
Matrix:	Water	Method:	SM 4500-CN-E	Prep Method:	METHOD

QC1303980 Analyte	Result	Spiked	Units	Recovery	Qual	Limits
Cyanide	0.09988	0.1000	mg/L	100%		85-115

Type:	Matrix Spike	Lab ID:	QC1303981	Batch:	384795
Matrix (Source ID):	Water (543650-001)	Method:	SM 4500-CN-E	Prep Method:	METHOD

QC1303981 Analyte	Result	Source Sample Result	Spiked	Units	Recovery	Qual	Limits	DF
Cyanide	0.1003	ND	0.1000	mg/L	100%		80-120	0.5

Type:	Matrix Spike Duplicate	Lab ID:	QC1303982	Batch:	384795
Matrix (Source ID):	Water (543650-001)	Method:	SM 4500-CN-E	Prep Method:	METHOD

QC1303982 Analyte	Result	Source Sample Result	Spiked	Units	Recovery	Qual	Limits	RPD	RPD Lim	DF
Cyanide	0.1030	ND	0.1000	mg/L	103%		80-120	3	20	0.5

ENTHALPY ANALYTICAL

Batch QC

Type:	Matrix Spike	Lab ID:	QC1303983	Batch:	384795
Matrix (Source ID):	Water (544424-005)	Method:	SM 4500-CN-E	Prep Method:	METHOD

QC1303983 Analyte	Result	Source Sample Result	Spiked	Units	Recovery	Qual	Limits	DF
Cyanide	0.0001074	ND	0.1000	mg/L	0%	ND,NM	80-120	0.5

Type:	Matrix Spike Duplicate	Lab ID:	QC1303984	Batch:	384795
Matrix (Source ID):	Water (544424-005)	Method:	SM 4500-CN-E	Prep Method:	METHOD

QC1303984 Analyte	Result	Source Sample Result	Spiked	Units	Recovery	Qual	Limits	RPD	RPD Lim	DF
Cyanide	0.0002077	ND	0.1000	mg/L	0%	ND,NM	80-120	64*	20	0.5

Type:	Blank	Lab ID:	QC1304656	Batch:	384974
Matrix:	Water	Method:	SM 4500-S2-D	Prep Method:	METHOD

QC1304656 Analyte	Result	Qual	Units	RL	MDL	Prepared	Analyzed
Sulfide	ND		mg/L	0.10		10/18/25	10/18/25

Type:	Lab Control Sample	Lab ID:	QC1304657	Batch:	384974
Matrix:	Water	Method:	SM 4500-S2-D	Prep Method:	METHOD

QC1304657 Analyte	Result	Spiked	Units	Recovery	Qual	Limits
Sulfide	0.9000	1.000	mg/L	90%		90-110

Type:	Matrix Spike	Lab ID:	QC1305398	Batch:	384974
Matrix (Source ID):	Water (544104-001)	Method:	SM 4500-S2-D	Prep Method:	METHOD

QC1305398 Analyte	Result	Source Sample Result	Spiked	Units	Recovery	Qual	Limits	DF
Sulfide	0.8000	ND	1.000	mg/L	80%		80-120	1

Type:	Matrix Spike Duplicate	Lab ID:	QC1305399	Batch:	384974
Matrix (Source ID):	Water (544104-001)	Method:	SM 4500-S2-D	Prep Method:	METHOD

QC1305399 Analyte	Result	Source Sample Result	Spiked	Units	Recovery	Qual	Limits	RPD	RPD Lim	DF
Sulfide	0.8000	ND	1.000	mg/L	80%		80-120	0	20	1

Type:	Blank	Lab ID:	QC1304839	Batch:	385011
Matrix:	Water	Method:	SM 5310B	Prep Method:	SM 5310B

QC1304839 Analyte	Result	Qual	Units	RL	MDL	Prepared	Analyzed
Total Organic Carbon	ND		mg/L	1.0	0.49	10/19/25	10/19/25

ENTHALPY ANALYTICAL

Batch QC

Type: Lab Control Sample	Lab ID: QC1304840	Batch: 385011
Matrix: Water	Method: SM 5310B	Prep Method: SM 5310B

QC1304840 Analyte	Result	Spiked	Units	Recovery	Qual	Limits
Total Organic Carbon	24.50	25.00	mg/L	98%		85-115

Type: Matrix Spike	Lab ID: QC1304841	Batch: 385011
Matrix (Source ID): Water (544500-002)	Method: SM 5310B	Prep Method: SM 5310B

QC1304841 Analyte	Result	Source Sample Result	Spiked	Units	Recovery	Qual	Limits	DF
Total Organic Carbon	47.40	27.43	25.00	mg/L	80%		75-125	3

Type: Matrix Spike Duplicate	Lab ID: QC1304842	Batch: 385011
Matrix (Source ID): Water (544500-002)	Method: SM 5310B	Prep Method: SM 5310B

QC1304842 Analyte	Result	Source Sample Result	Spiked	Units	Recovery	Qual	Limits	RPD	RPD Lim	DF
Total Organic Carbon	57.71	27.43	25.00	mg/L	121%		75-125	20	25	3

Type: Sample Duplicate	Lab ID: QC1303051	Batch: 384514
Matrix (Source ID): Water (544249-001)	Method: SM2130B	

QC1303051 Analyte	Result	Source Sample Result	Units	Qual	RPD	RPD Lim	DF
Turbidity	914.0	906.0	NTU		1	20	1

Type: Sample Duplicate	Lab ID: QC1303052	Batch: 384514
Matrix (Source ID): Water (544249-002)	Method: SM2130B	

QC1303052 Analyte	Result	Source Sample Result	Units	Qual	RPD	RPD Lim	DF
Turbidity	43,100	45000	NTU		4	20	100

Type: Blank	Lab ID: QC1304372	Batch: 384892
Matrix: Water	Method: SM2320B	Prep Method: METHOD

QC1304372 Analyte	Result	Qual	Units	RL	MDL	Prepared	Analyzed
Bicarbonate	ND		mg/L	2.0		10/22/25	10/22/25
Alkalinity, Total as CaCO3	ND		mg/L	2.0		10/22/25	10/22/25

Type: Lab Control Sample	Lab ID: QC1304373	Batch: 384892
Matrix: Water	Method: SM2320B	Prep Method: METHOD

QC1304373 Analyte	Result	Spiked	Units	Recovery	Qual	Limits
Alkalinity, Total as CaCO3	916.7	1000	mg/L	92%		90-110

ENTHALPY ANALYTICAL

Batch QC

Type:	Sample Duplicate	Lab ID:	QC1304379	Batch:	384892
Matrix (Source ID):	Water (543952-003)	Method:	SM2320B	Prep Method:	METHOD

QC1304379 Analyte	Result	Source Sample Result	Units	Qual	RPD	RPD Lim	DF
Bicarbonate	122.2	127.6	mg/L		4	20	2.5
Alkalinity, Total as CaCO3	100.1	104.6	mg/L		4	20	2.5

Type:	Sample Duplicate	Lab ID:	QC1303040	Batch:	384508
Matrix (Source ID):	Drinking Water (544121-001)	Method:	SM2510B	Prep Method:	METHOD

QC1303040 Analyte	Result	Source Sample Result	Units	Qual	RPD	RPD Lim	DF
Specific Conductance	738.9	737.2	umhos/cm		0	20	1

Type:	Blank	Lab ID:	QC1305049	Batch:	385071
Matrix:	Water	Method:	SM2540C	Prep Method:	METHOD

QC1305049 Analyte	Result	Qual	Units	RL	MDL	Prepared	Analyzed
Total Dissolved Solids	ND		mg/L	10		10/20/25	10/21/25

Type:	Lab Control Sample	Lab ID:	QC1305050	Batch:	385071
Matrix:	Water	Method:	SM2540C	Prep Method:	METHOD

QC1305050 Analyte	Result	Spiked	Units	Recovery	Qual	Limits
Total Dissolved Solids	1,012	1000	mg/L	101%		90-110

Type:	Sample Duplicate	Lab ID:	QC1305051	Batch:	385071
Matrix (Source ID):	Water (544194-014)	Method:	SM2540C	Prep Method:	METHOD

QC1305051 Analyte	Result	Source Sample Result	Units	Qual	RPD	RPD Lim	DF
Total Dissolved Solids	1,400	1384	mg/L		1	5	2

Type:	Sample Duplicate	Lab ID:	QC1305052	Batch:	385071
Matrix (Source ID):	Water (544194-018)	Method:	SM2540C	Prep Method:	METHOD

QC1305052 Analyte	Result	Source Sample Result	Units	Qual	RPD	RPD Lim	DF
Total Dissolved Solids	1,706	1786	mg/L		5	5	2

Type:	Blank	Lab ID:	QC1304843	Batch:	385012
Matrix:	Water	Method:	SM2540D	Prep Method:	METHOD

QC1304843 Analyte	Result	Qual	Units	RL	MDL	Prepared	Analyzed
Total Suspended Solids	ND		mg/L	0.5		10/19/25	10/20/25

ENTHALPY ANALYTICAL

Batch QC

Type: Lab Control Sample	Lab ID: QC1304844	Batch: 385012
Matrix: Water	Method: SM2540D	Prep Method: METHOD

QC1304844 Analyte	Result	Spiked	Units	Recovery	Qual	Limits
Total Suspended Solids	93.20	100.0	mg/L	93%		90-110

Type: Lab Control Sample Duplicate	Lab ID: QC1304845	Batch: 385012
Matrix: Water	Method: SM2540D	Prep Method: METHOD

QC1304845 Analyte	Result	Spiked	Units	Recovery	Qual	Limits	RPD	RPD Lim
Total Suspended Solids	97.20	100.0	mg/L	97%		90-110	4	5

Type: Sample Duplicate	Lab ID: QC1304846	Batch: 385012
Matrix (Source ID): Water (544202-001)	Method: SM2540D	Prep Method: METHOD

QC1304846 Analyte	Result	Source Sample Result	Units	Qual	RPD	RPD Lim	DF
Total Suspended Solids	124.0	151.0	mg/L		20*	5	1

Type: Sample Duplicate	Lab ID: QC1304847	Batch: 385012
Matrix (Source ID): Water (544249-002)	Method: SM2540D	Prep Method: METHOD

QC1304847 Analyte	Result	Source Sample Result	Units	Qual	RPD	RPD Lim	DF
Total Suspended Solids	61,070	60370	mg/L		1	5	1

Type: Blank	Lab ID: QC1305459	Batch: 385197
Matrix: Water	Method: SM2540D	Prep Method: METHOD

QC1305459 Analyte	Result	Qual	Units	RL	MDL	Prepared	Analyzed
Total Suspended Solids	ND		mg/L	0.5		10/21/25	10/22/25

Type: Lab Control Sample	Lab ID: QC1305461	Batch: 385197
Matrix: Water	Method: SM2540D	Prep Method: METHOD

QC1305461 Analyte	Result	Spiked	Units	Recovery	Qual	Limits
Total Suspended Solids	94.50	100.0	mg/L	95%		90-110

Type: Lab Control Sample Duplicate	Lab ID: QC1305462	Batch: 385197
Matrix: Water	Method: SM2540D	Prep Method: METHOD

QC1305462 Analyte	Result	Spiked	Units	Recovery	Qual	Limits	RPD	RPD Lim
Total Suspended Solids	95.70	100.0	mg/L	96%		90-110	1	5

ENTHALPY ANALYTICAL

Batch QC

Type:	Sample Duplicate	Lab ID:	QC1305463	Batch:	385197
Matrix (Source ID):	Water (544292-001)	Method:	SM2540D	Prep Method:	METHOD

QC1305463 Analyte	Result	Source Sample Result	Units	Qual	RPD	RPD Lim	DF
Total Suspended Solids	1,288	1232	mg/L		4	5	1

Type:	Sample Duplicate	Lab ID:	QC1305464	Batch:	385197
Matrix (Source ID):	Water (544335-001)	Method:	SM2540D	Prep Method:	METHOD

QC1305464 Analyte	Result	Source Sample Result	Units	Qual	RPD	RPD Lim	DF
Total Suspended Solids	931.3	865.0	mg/L		7*	5	1

Type:	Blank	Lab ID:	QC1303425	Batch:	384630
Matrix:	Water	Method:	SM5210B	Prep Method:	METHOD

QC1303425 Analyte	Result	Qual	Units	RL	MDL	Prepared	Analyzed
Biochemical Oxygen Demand	ND		mg/L	3.0		10/15/25 13:23	10/20/25 14:16

Type:	Lab Control Sample	Lab ID:	QC1303426	Batch:	384630
Matrix:	Water	Method:	SM5210B	Prep Method:	METHOD

QC1303426 Analyte	Result	Spiked	Units	Recovery	Qual	Limits
Biochemical Oxygen Demand	191.7	198.0	mg/L	97%		84.6-115.4

Type:	Sample Duplicate	Lab ID:	QC1303427	Batch:	384630
Matrix (Source ID):	Water (544118-002)	Method:	SM5210B	Prep Method:	METHOD

QC1303427 Analyte	Result	Source Sample Result	Units	Qual	RPD	RPD Lim	DF
Biochemical Oxygen Demand	2,046	1989	mg/L		3	30	1

Type:	Blank	Lab ID:	QC1303554	Batch:	384674
Matrix:	Water	Method:	SM5220D	Prep Method:	METHOD

QC1303554 Analyte	Result	Qual	Units	RL	MDL	Prepared	Analyzed
Chemical Oxygen Demand	ND		mg/L	4.0	2.0	10/15/25	10/15/25

Type:	Lab Control Sample	Lab ID:	QC1303555	Batch:	384674
Matrix:	Water	Method:	SM5220D	Prep Method:	METHOD

QC1303555 Analyte	Result	Spiked	Units	Recovery	Qual	Limits
Chemical Oxygen Demand	986.0	1000	mg/L	99%		90-110

ENTHALPY ANALYTICAL

Batch QC

Type:	Matrix Spike	Lab ID:	QC1303556	Batch:	384674
Matrix (Source ID):	Water (544047-001)	Method:	SM5220D	Prep Method:	METHOD

QC1303556 Analyte	Result	Source Sample Result	Spiked	Units	Recovery	Qual	Limits	DF
Chemical Oxygen Demand	1,664	687.0	1000	mg/L	98%		75-125	2

Type:	Matrix Spike Duplicate	Lab ID:	QC1303557	Batch:	384674
Matrix (Source ID):	Water (544047-001)	Method:	SM5220D	Prep Method:	METHOD

QC1303557 Analyte	Result	Source Sample Result	Spiked	Units	Recovery	Qual	Limits	RPD	RPD Lim	DF
Chemical Oxygen Demand	1,648	687.0	1000	mg/L	96%		75-125	1	20	2

Type:	Blank	Lab ID:	QC1304599	Batch:	384960
Matrix:	Water	Method:	SM5220D	Prep Method:	METHOD

QC1304599 Analyte	Result	Qual	Units	RL	MDL	Prepared	Analyzed
Chemical Oxygen Demand	ND		mg/L	4.0	2.0	10/18/25	10/18/25

Type:	Lab Control Sample	Lab ID:	QC1304600	Batch:	384960
Matrix:	Water	Method:	SM5220D	Prep Method:	METHOD

QC1304600 Analyte	Result	Spiked	Units	Recovery	Qual	Limits
Chemical Oxygen Demand	101.0	100.0	mg/L	101%		90-110

Type:	Matrix Spike	Lab ID:	QC1304603	Batch:	384960
Matrix (Source ID):	Water (544104-001)	Method:	SM5220D	Prep Method:	METHOD

QC1304603 Analyte	Result	Source Sample Result	Spiked	Units	Recovery	Qual	Limits	DF
Chemical Oxygen Demand	100.0	ND	100.0	mg/L	100%		75-125	2

Type:	Matrix Spike Duplicate	Lab ID:	QC1304604	Batch:	384960
Matrix (Source ID):	Water (544104-001)	Method:	SM5220D	Prep Method:	METHOD

QC1304604 Analyte	Result	Source Sample Result	Spiked	Units	Recovery	Qual	Limits	RPD	RPD Lim	DF
Chemical Oxygen Demand	96.00	ND	100.0	mg/L	96%		75-125	4	20	2

* Value is outside QC limits

E Response exceeds instrument's linear range

ND Not Detected

NM Not Meaningful

Laboratory Job Number 544249

Subcontracted Products

Pace Laboratories

Pace Analytical Services, LLC
1638 Roseytown Road - Suites 2,3,4
Greensburg, PA 15601
(724)850-5600

November 04, 2025

Zach Barker
Enthalpy Analytical
931 W Barkley Ave
Orange, CA 92868

RE: Project: 544249
Pace Project No.: 30819249

Dear Zach Barker:

Enclosed are the analytical results for sample(s) received by the laboratory on October 16, 2025. The results relate only to the samples included in this report. Results reported herein conform to the applicable TNI/NELAC Standards and the laboratory's Quality Manual, where applicable, unless otherwise noted in the body of the report.

The test results provided in this final report were generated by each of the following laboratories within the Pace Network:

The samples will be subcontracted to Pace Bakersfield for Organophosphorus Pesticides analysis. Results of the analysis are reported on the Pace Bakersfield data tables.

If you have any questions concerning this report, please feel free to contact me.

Sincerely,

Nikayla M. Yasurek
nikayla.yasurek@pacelabs.com
(724)850-5600
Project Manager

Enclosures

cc: Sophia Baughman, Enthalpy Analytical
Diane Galvan, Enthalpy Analytical
Brenda Hamilton, Enthalpy Analytical
Ms. Patricia Mata, Enthalpy Analytical
Taylor Nasu, Enthalpy Analytical
Jocelyn Nguyen, Enthalpy Analytical
Incoming Reports, Enthalpy Analytical
David Tripp, Enthalpy Analytical

REPORT OF LABORATORY ANALYSIS

This report shall not be reproduced, except in full,
without the written consent of Pace Analytical Services, LLC.

Pace Analytical Services, LLC
1638 Roseytown Road - Suites 2,3,4
Greensburg, PA 15601
(724)850-5600

SAMPLE SUMMARY

Project: 544249
Pace Project No.: 30819249

Lab ID	Sample ID	Matrix	Date Collected	Date Received
30819249001	**South Basin - Western Inlet**	Water	10/14/25 08:20	10/16/25 10:15
30819249002	**South Basin - Eastern Inlet**	Water	10/14/25 09:00	10/16/25 10:15

REPORT OF LABORATORY ANALYSIS

This report shall not be reproduced, except in full,
without the written consent of Pace Analytical Services, LLC.

2518138

30819249

ENTHALPY ANALYTICAL

931 West Barkley Ave
Orange, CA 92868
(714) 771-6900

2518138

Subcontract Laboratory:
Pace Laboratories
4100 Atlas Court
Bakersfield, CA 93308
ATTN: Ragen Schallock
PO #: Required, to be sent via email

Enthalpy Order: EO-544249
PM: Zach Barker
Email: zach.barker@enthalpy.com
CC: incomingreports@enthalpy.com
Phone: (714) 771-6900

Results Due: Standard TAT
Report Level: II
Report To: MDL
EDDs: ELM_TransferOut (Standard Excel Transfer EDD, 3 tabs)

Notes:
Chiquita Canyon Landfill Stormwater

Sample ID	Collected	Lab ID	# Cont.	Matrix	Analysis Requested	Comment
-1 SOUTH BASIN - WESTERN INLET	14-OCT-2025 08:20	544249-001	1	Water	Organophosphorus Pesticides	
-2 SOUTH BASIN - EASTERN INLET	14-OCT-2025 09:00	544249-002	1	Water	Organophosphorus Pesticides	

Notes:	Relinquished By:	Received By:
	[signature]	Christopher Leyva
	Date: 10-15-25 14:48	Date: 10/16/25 10:15
	Date:	Date:
	Date:	Date:

PACE ANALYTICAL | COOLER RECEIPT FORM | Page 1 Of 1

Submission #: 2518138

SHIPPING INFORMATION
Fed Ex ☑ UPS ☐ GSO / GLS ☐ Hand Delivery ☐
Pace Lab Field Service ☐ Other ☐ (Specify)_____

SHIPPING CONTAINER
Ice Chest ☑ None ☐ Box ☐
Other ☐ (Specify)_____

FREE LIQUID
YES ☑ NO ☐
W / S

Refrigerant: Ice ☑ Blue Ice ☐ None ☐ Other ☐ Comments:

Custody Seals Ice Chest ☐ Intact? Yes ☐ No ☐ Containers ☐ Intact? Yes ☐ No ☐ None ☑ Comments:

All samples received? Yes ☒ No ☐ All samples containers intact? Yes ☒ No ☐ Description(s) match COC? Yes ☒ No ☐

☑ COC Received ☐ YES ☐ NO

Emissivity: 0.97 Container: N/A Thermometer ID: 274

Temperature: (A) 1.9 °C / (C) 2.0 °C

Date/Time 10/16/25 1005

Analyst Init CLZ

SAMPLE CONTAINERS	SAMPLE NUMBERS 1	2	3	4	5	6	7	8	9	10
QT PE UNPRES										
4oz / 8oz / 16oz PE UNPRES										
2oz Cr^{+6}										
QT INORGANIC CHEMICAL METALS										
INORGANIC CHEMICAL METALS 4oz / 8oz / 16oz										
PT CYANIDE										
PT NITROGEN FORMS										
PT TOTAL SULFIDE										
2oz. NITRATE / NITRITE										
PT TOTAL ORGANIC CARBON										
PT CHEMICAL OXYGEN DEMAND										
PtA PHENOLICS										
40ml VOA VIAL TRAVEL BLANK										
40ml VOA VIAL										
QT EPA 1664B										
PT ODOR										
RADIOLOGICAL										
BACTERIOLOGICAL										
40 ml VOA VIAL- 504										
QT EPA 508/608.3/8081A										
QT EPA 515.1/8151A										
QT EPA 525.2										
QT EPA 525.2 TRAVEL BLANK										
40ml EPA 547										
40ml EPA 531.1										
8oz EPA 548.1										
QT EPA 549.2										
QT EPA 8015M										
QT EPA 8270C										
8oz / 16oz / 32oz AMBER	A	A								
8oz / 16oz / 32oz JAR										
SOIL SLEEVE										
PCB VIAL										
PLASTIC BAG										
TEDLAR BAG										
FERROUS IRON										
ENCORE										
SMART KIT										
SUMMA CANISTER										

DISTRIBUTION FILE OUT ☐ CHK KEY

Comments:_____

Sample Numbering Completed By: KIB Date/Time: 10/16/25 1645

A = Actual / C = Corrected

Rev 23 05/20/22

[S:\WPDoc\WordPerfect\LAB_DOCS\FORMS\SAMRECrev 20]

Date of Report: 10/30/2025

Nikayla Yasurek

PACE Analytical - PA
1638 Roseytown Road, Ste 2,3 &4
Greensburg, PA 15601

Client Project:	EO-544249
Pace Project:	Chiquita Canyon Landfill Stormwater
Pace Work Order:	2518138
Invoice ID:	B525891

Enclosed are the results of analyses for samples received by the laboratory on 10/16/2025. If you have any questions concerning this report, please feel free to contact me.

Sincerely,

Contact Person: Ragen Williams
Client Service Rep

Steven Bennett
Operations Manager

Certifications: CA ELAP #1186; NV #CA00014; OR ELAP #4032-001; AK UST101

The results in this report apply to the samples analyzed in accordance with the chain of custody document. This analytical report must be reproduced in its entirety.
All results listed in this report are for the exclusive use of the submitting party. Pace Analytical assumes no responsibility for report alteration, separation, detachment or third party interpretation.

Table of Contents

Sample Information

Chain of Custody and Cooler Receipt form 3
Laboratory / Client Sample Cross Reference 7

Sample Results

2518138-01 - SOUTH BASIN - WESTERN INLET

Organo-Phosphorus Pesticide Analysis (EPA Method 8141A) 8

2518138-02 - SOUTH BASIN - EASTERN INLET

Organo-Phosphorus Pesticide Analysis (EPA Method 8141A) 9

Quality Control Reports

Organo-Phosphorus Pesticide Analysis (EPA Method 8141A)

Method Blank Analysis 10
Laboratory Control Sample 11
Precision and Accuracy 12

Notes

Notes and Definitions 13

The results in this report apply to the samples analyzed in accordance with the chain of custody document. This analytical report must be reproduced in its entirety.
All results listed in this report are for the exclusive use of the submitting party. Pace Analytical assumes no responsibility for report alteration, separation, detachment or third party interpretation.

Internal Transfer Chain of Custody

Pace®

☐ Rush Multiplier____X
☐☐ Samples Pre-Logged into eCOC

State Of Origin: CA
Cert. Needed: ☐ Yes ☐ No

Workorder: 30819249 **Workorder Name:** 544249 **Owner Received Date:** 10/16/2025 **Results Requested By:** 10/30/2025

Report To	Subcontract To	Requested Analysis
Nikayla M. Yasurek Pace Analytical Pittsburgh 1638 Roseytown Road Suites 2,3,4 Greensburg, PA 15601 Phone (724)850-5600	Pace Analytical Bakersfield 4100 Atlas Court Bakersfield, CA 93313 Phone (661)327-4911	

Item	Sample ID	Sample Type	Collect Date/Time	Lab ID	Matrix	Preserved Containers: HCL	Organophosphorus Pesticides	LAB USE ONLY
1	South Basin - Western Inlet	PS	10/14/2025 08:20	30819249001	Water	1	X	
2	South Basin - Eastern Inlet	PS	10/14/2025 09:00	30819249002	Water	1	X	
3								
4								
5								

Comments

Transfers	Released By	Date/Time	Received By	Date/Time
1				
2				
3				

Cooler Temperature on Receipt ____ °C **Custody Seal Y or N** **Received on Ice Y or N** **Samples Intact Y or N**

****In order to maintain client confidentiality, location/name of the sampling site, sampler's name and signature may not be provided on this COC document.*

This chain of custody is considered complete as is since this information is available in the owner laboratory.

Friday, October 17, 2025 2:44:35 PM FMT-ALL-C-002rev.00 24March2009 Page 1 of 1

Pace®

Ship To:
Pace Analytical Bakersfield
4100 Atlas Court
Bakersfield, CA 93313
Phone (661)327-4911

INTER_LABORATORY WORK ORDER # 30819249
(To be completed by sending lab)

Sending Project No:	30819249
Receiving Project No:	
Check Box for Consolidated Invoice:	☐
Date Prepared:	10/17/25
REQUESTED COMPLETION DATE:	**10/30/2025**

Sending Region	IR30-Pittsburgh	Sending Project Mgr.	Nikayla M. Yasurek
Receiving Region	S870-Bakersfield	External Client	Enthalpy Analytical
State of Sample Origin	CA	QC Deliverable	STD REPORT

All questions should be addressed to sending project manager.

Requested Reportable Units _____ Report Wet or Dry Weight? Dry Weight ☐ IRWO Lab Need to run? Cert. Needed _____

WORK REQUESTED

Method Description	Container Type	Quantity of containers	Preservative	Quantity of Samples	Acode	Acode Desc
Organophosphorus Pesticides	DG9H		HCL	2	SI-33GCV	SUB PASI GCV

Special Requirements: Report C, QC Limits (C),CA PWS CLIP (1687),PEG Level LE (1550)

FOR ANALYTICAL WORK COMPLETED THIS SECTION ALSO

Return Samples to Sending Region: ☐ Yes ☐ No

DISPOSITION of FORM

Original sent to the receiving lab - Copy kept at the sending lab.
When work completed: Original sent to the ABM at the receiving laboratory. Copies are made to corporate as needed.

The results in this report apply to the samples analyzed in accordance with the chain of custody document. This analytical report must be reproduced in its entirety.
All results listed in this report are for the exclusive use of the submitting party. Pace Analytical assumes no responsibility for report alteration, separation, detachment or third party interpretation.

2518138

ENTHALPY ANALYTICAL

931 West Barkley Ave
Orange, CA 92868
(714) 771-6900

2518138

Subcontract Laboratory:
Pace Laboratories
4100 Atlas Court
Bakersfield, CA 93308
ATTN: Ragen Schallock
PO #: Required, to be sent via email

Enthalpy Order: EO-544249
PM: Zach Barker
Email: zach.barker@enthalpy.com
CC: incomingreports@enthalpy.com
Phone: (714) 771-6900

Results Due: Standard TAT
Report Level: II
Report To: MDL
EDDs: ELM_TransferOut (Standard Excel Transfer EDD, 3 tabs)

Notes:
Chiquita Canyon Landfill Stormwater

	Sample ID	Collected	Lab ID	# Cont.	Matrix	Analysis Requested	Comment
1	SOUTH BASIN - WESTERN INLET	14-OCT-2025 08:20	544249-001	1	Water	Organophosphorus Pesticides	
2	SOUTH BASIN - EASTERN INLET	14-OCT-2025 09:00	544249-002	1	Water	Organophosphorus Pesticides	

Notes:	Relinquished By:	Received By:
	[signature]	Christopher Leyva
	Date: 10-15-25 14:48	Date: 10/16/25 1015
	Date:	Date:
	Date:	Date:

1 of 1

PACE ANALYTICAL	COOLER RECEIPT FORM	Page 1 Of 1
Submission #: 2518138		

SHIPPING INFORMATION	SHIPPING CONTAINER	FREE LIQUID
Fed Ex ☑ UPS ☐ GSO / GLS ☐ Hand Delivery ☐ Pace Lab Field Service ☐ Other ☐ (Specify)_____	Ice Chest ☑ None ☐ Box ☐ Other ☐ (Specify)_____	YES ☑ NO ☐ (W) / S

Refrigerant: Ice ☑ Blue Ice ☐ None ☐ Other ☐ Comments:

Custody Seals: Ice Chest ☐ Intact? Yes ☐ No ☐ | Containers ☐ Intact? Yes ☐ No ☐ | None ☑ Comments:

All samples received? Yes ☒ No ☐ All samples containers intact? Yes ☒ No ☐ Description(s) match COC? Yes ☒ No ☐

☑ COC Received ☑ YES ☐ NO

Emissivity: 0.97 Container: N/A Thermometer ID: 274

Temperature: (A) 1.9 °C / (C) 2.0 °C

Date/Time 10/16/25 1005

Analyst Init CLZ

SAMPLE CONTAINERS	SAMPLE NUMBERS 1	2	3	4	5	6	7	8	9	10
QT PE UNPRES										
4oz / 8oz / 16oz PE UNPRES										
2oz Cr^{+6}										
QT INORGANIC CHEMICAL METALS										
INORGANIC CHEMICAL METALS 4oz / 8oz / 16oz										
PT CYANIDE										
PT NITROGEN FORMS										
PT TOTAL SULFIDE										
2oz. NITRATE / NITRITE										
PT TOTAL ORGANIC CARBON										
PT CHEMICAL OXYGEN DEMAND										
PtA PHENOLICS										
40ml VOA VIAL TRAVEL BLANK										
40ml VOA VIAL										
QT EPA 1664B										
PT ODOR										
RADIOLOGICAL										
BACTERIOLOGICAL										
40 ml VOA VIAL- 504										
QT EPA 508/608.3/8081A										
QT EPA 515.1/8151A										
QT EPA 525.2										
QT EPA 525.2 TRAVEL BLANK										
40ml EPA 547										
40ml EPA 531.1										
8oz EPA 548.1										
QT EPA 549.2										
QT EPA 8015M										
QT EPA 8270C										
8oz / 16oz / 32oz AMBER	A	A								
8oz / 16oz / 32oz JAR										
SOIL SLEEVE										
PCB VIAL										
PLASTIC BAG										
TEDLAR BAG										
FERROUS IRON										
ENCORE										
SMART KIT										
SUMMA CANISTER										

DISTRIBUTION CHK KEY

Comments:

Sample Numbering Completed By: KIB Date/Time: 10/16/25 1645

A = Actual / C = Corrected

Rev 23 05/20/22

[S:\WPDoc\WordPerfect\LAB_DOCS\FORMS\SAMREC rev 20]

PACE Analytical - PA
1638 Roseytown Road, Ste 2,3 &4
Greensburg, PA 15601

Reported: 10/30/2025 7:37
Project: Chiquita Canyon Landfill Stormwater
Project Number: EO-544249
Project Manager: Nikayla Yasurek

Laboratory / Client Sample Cross Reference

Laboratory	Client Sample Information			
2518138-01	**COC Number:**	—	**Receive Date:**	10/16/2025 10:15
	Project Number:	—	**Sampling Date:**	10/14/2025 08:20
	Sampling Location:	—	**Sample Depth:**	—
	Sampling Point:	SOUTH BASIN - WESTERN INLET	**Lab Matrix:**	Water
	Sampled By:	CLient	**Sample Type:**	Water
2518138-02	**COC Number:**	—	**Receive Date:**	10/16/2025 10:15
	Project Number:	—	**Sampling Date:**	10/14/2025 09:00
	Sampling Location:	—	**Sample Depth:**	—
	Sampling Point:	SOUTH BASIN - EASTERN INLET	**Lab Matrix:**	Water
	Sampled By:	CLient	**Sample Type:**	Water

The results in this report apply to the samples analyzed in accordance with the chain of custody document. This analytical report must be reproduced in its entirety.
All results listed in this report are for the exclusive use of the submitting party. Pace Analytical assumes no responsibility for report alteration, separation, detachment or third party interpretation.

PACE Analytical - PA
1638 Roseytown Road, Ste 2,3 &4
Greensburg, PA 15601

Reported: 10/30/2025 7:37
Project: Chiquita Canyon Landfill Stormwater
Project Number: EO-544249
Project Manager: Nikayla Yasurek

Organo-Phosphorus Pesticide Analysis (EPA Method 8141A)

Pace Sample ID: 2518138-01 | **Client Sample Name:** SOUTH BASIN - WESTERN INLET, 10/14/2025 8:20:00AM, CLient

Constituent	Result	Units	PQL	MDL	Method	MB Bias	Lab Quals	DCN
Azinphos methyl	ND	ug/L	0.50	0.12	EPA-8141A	ND		1
Bolstar	ND	ug/L	0.20	0.050	EPA-8141A	ND		1
Chlorpyrifos	ND	ug/L	0.20	0.050	EPA-8141A	ND		1
Coumaphos	ND	ug/L	0.50	0.11	EPA-8141A	ND		1
Demeton O/S	ND	ug/L	0.20	0.056	EPA-8141A	ND		1
Diazinon	ND	ug/L	0.20	0.050	EPA-8141A	ND		1
Dichlorvos	ND	ug/L	0.20	0.050	EPA-8141A	ND		1
Disulfoton	ND	ug/L	0.20	0.050	EPA-8141A	ND		1
Ethoprop	ND	ug/L	0.20	0.052	EPA-8141A	ND		1
Fensulfothion	ND	ug/L	0.20	0.051	EPA-8141A	ND		1
Fenthion	ND	ug/L	0.20	0.050	EPA-8141A	ND		1
Merphos	ND	ug/L	0.20	0.050	EPA-8141A	ND		1
Methyl parathion	ND	ug/L	0.20	0.050	EPA-8141A	ND		1
Mevinphos	ND	ug/L	0.20	0.050	EPA-8141A	ND		1
Naled	ND	ug/L	0.50	0.17	EPA-8141A	ND		1
Phorate	ND	ug/L	0.20	0.066	EPA-8141A	ND		1
Ronnel (Fenchlorphos)	ND	ug/L	0.20	0.050	EPA-8141A	ND		1
Stirophos (Tetrachlorvinphos)	ND	ug/L	0.20	0.082	EPA-8141A	ND		1
Tokuthion (Prothiofos)	ND	ug/L	0.20	0.050	EPA-8141A	ND		1
Trichloronate	ND	ug/L	0.20	0.050	EPA-8141A	ND		1
Triphenylphosphate (Surrogate)	62.6	%	50 - 130 (LCL - UCL)		EPA-8141A			1

DCN	Method	Prep Date	Run Date/Time	Analyst	Instrument	Dilution	QC Batch ID	Prep Method
1	EPA-8141A	10/21/25 17:00	10/27/25 20:18	OLH	GC-18	0.943	B221318	EPA 3510C

DCN = Data Continuation Number

The results in this report apply to the samples analyzed in accordance with the chain of custody document. This analytical report must be reproduced in its entirety.
All results listed in this report are for the exclusive use of the submitting party. Pace Analytical assumes no responsibility for report alteration, separation, detachment or third party interpretation.

PACE Analytical - PA
1638 Roseytown Road, Ste 2,3 &4
Greensburg, PA 15601

Reported: 10/30/2025 7:37
Project: Chiquita Canyon Landfill Stormwater
Project Number: EO-544249
Project Manager: Nikayla Yasurek

Organo-Phosphorus Pesticide Analysis (EPA Method 8141A)

Pace Sample ID: 2518138-02 | **Client Sample Name:** SOUTH BASIN - EASTERN INLET, 10/14/2025 9:00:00AM, CLient

Constituent	Result	Units	PQL	MDL	Method	MB Bias	Lab Quals	DCN
Azinphos methyl	ND	ug/L	0.50	0.12	EPA-8141A	ND		1
Bolstar	ND	ug/L	0.20	0.050	EPA-8141A	ND		1
Chlorpyrifos	ND	ug/L	0.20	0.050	EPA-8141A	ND		1
Coumaphos	ND	ug/L	0.50	0.11	EPA-8141A	ND		1
Demeton O/S	ND	ug/L	0.20	0.056	EPA-8141A	ND		1
Diazinon	ND	ug/L	0.20	0.050	EPA-8141A	ND		1
Dichlorvos	ND	ug/L	0.20	0.050	EPA-8141A	ND		1
Disulfoton	ND	ug/L	0.20	0.050	EPA-8141A	ND		1
Ethoprop	ND	ug/L	0.20	0.052	EPA-8141A	ND		1
Fensulfothion	ND	ug/L	0.20	0.051	EPA-8141A	ND		1
Fenthion	ND	ug/L	0.20	0.050	EPA-8141A	ND		1
Merphos	ND	ug/L	0.20	0.050	EPA-8141A	ND		1
Methyl parathion	ND	ug/L	0.20	0.050	EPA-8141A	ND		1
Mevinphos	ND	ug/L	0.20	0.050	EPA-8141A	ND		1
Naled	ND	ug/L	0.50	0.17	EPA-8141A	ND		1
Phorate	ND	ug/L	0.20	0.066	EPA-8141A	ND		1
Ronnel (Fenchlorphos)	ND	ug/L	0.20	0.050	EPA-8141A	ND		1
Stirophos (Tetrachlorvinphos)	ND	ug/L	0.20	0.082	EPA-8141A	ND		1
Tokuthion (Prothiofos)	ND	ug/L	0.20	0.050	EPA-8141A	ND		1
Trichloronate	ND	ug/L	0.20	0.050	EPA-8141A	ND		1
Triphenylphosphate (Surrogate)	39.2	%	50 - 130 (LCL - UCL)		EPA-8141A		S09	1

DCN	Method	Prep Date	Run Date/Time	Analyst	Instrument	Dilution	QC Batch ID	Prep Method
1	EPA-8141A	10/21/25 17:00	10/27/25 20:48	OLH	GC-18	0.952	B221318	EPA 3510C

DCN = Data Continuation Number

The results in this report apply to the samples analyzed in accordance with the chain of custody document. This analytical report must be reproduced in its entirety.
All results listed in this report are for the exclusive use of the submitting party. Pace Analytical assumes no responsibility for report alteration, separation, detachment or third party interpretation.

PACE Analytical - PA
1638 Roseytown Road, Ste 2,3 &4
Greensburg, PA 15601

Reported: 10/30/2025 7:37
Project: Chiquita Canyon Landfill Stormwater
Project Number: EO-544249
Project Manager: Nikayla Yasurek

Organo-Phosphorus Pesticide Analysis (EPA Method 8141A)

Quality Control Report - Method Blank Analysis

Constituent	QC Sample ID	MB Result	Units	PQL	MDL	Lab Quals	Run #
QC Batch ID: B221318							
Azinphos methyl	B221318-BLK1	ND	ug/L	0.50	0.12		1
Bolstar	B221318-BLK1	ND	ug/L	0.20	0.050		1
Chlorpyrifos	B221318-BLK1	ND	ug/L	0.20	0.050		1
Coumaphos	B221318-BLK1	ND	ug/L	0.50	0.11		1
Demeton O/S	B221318-BLK1	ND	ug/L	0.20	0.056		1
Diazinon	B221318-BLK1	ND	ug/L	0.20	0.050		1
Dichlorvos	B221318-BLK1	ND	ug/L	0.20	0.050		1
Disulfoton	B221318-BLK1	ND	ug/L	0.20	0.050		1
Ethoprop	B221318-BLK1	ND	ug/L	0.20	0.052		1
Fensulfothion	B221318-BLK1	ND	ug/L	0.20	0.051		1
Fenthion	B221318-BLK1	ND	ug/L	0.20	0.050		1
Merphos	B221318-BLK1	ND	ug/L	0.20	0.050		1
Methyl parathion	B221318-BLK1	ND	ug/L	0.20	0.050		1
Mevinphos	B221318-BLK1	ND	ug/L	0.20	0.050		1
Naled	B221318-BLK1	ND	ug/L	0.50	0.17		1
Phorate	B221318-BLK1	ND	ug/L	0.20	0.066		1
Ronnel (Fenchlorphos)	B221318-BLK1	ND	ug/L	0.20	0.050		1
Stirophos (Tetrachlorvinphos)	B221318-BLK1	ND	ug/L	0.20	0.082		1
Tokuthion (Prothiofos)	B221318-BLK1	ND	ug/L	0.20	0.050		1
Trichloronate	B221318-BLK1	ND	ug/L	0.20	0.050		1
Triphenylphosphate (Surrogate)	**B221318-BLK1**	**100**	%	**50 - 130 (LCL - UCL)**			1

Run #	QC Sample ID	QC Type	Method	Prep Date	Run Date Time	Analyst	Instrument	Dilution
1	B221318-BLK1	PB	EPA-8141A	10/21/25	10/27/25 17:12	OLH	GC-18	1

The results in this report apply to the samples analyzed in accordance with the chain of custody document. This analytical report must be reproduced in its entirety.
All results listed in this report are for the exclusive use of the submitting party. Pace Analytical assumes no responsibility for report alteration, separation, detachment or third party interpretation.

PACE Analytical - PA
1638 Roseytown Road, Ste 2,3 &4
Greensburg, PA 15601

Reported: 10/30/2025 7:37
Project: Chiquita Canyon Landfill Stormwater
Project Number: EO-544249
Project Manager: Nikayla Yasurek

Organo-Phosphorus Pesticide Analysis (EPA Method 8141A)

Quality Control Report - Laboratory Control Sample

Constituent	QC Sample ID	Type	Result	Spike Level	Units	Percent Recovery	RPD	Control Limits Percent Recovery	Control Limits RPD	Lab Quals	Run #
QC Batch ID: B221318											
Bolstar	B221318-BS1	LCS	1.5400	2.0000	ug/L	77.0		50 - 130			1
Chlorpyrifos	B221318-BS1	LCS	1.5200	2.0000	ug/L	76.0		60 - 120			1
Diazinon	B221318-BS1	LCS	1.6000	2.0000	ug/L	80.0		60 - 130			1
Methyl parathion	B221318-BS1	LCS	1.6450	2.0000	ug/L	82.2		60 - 120			1
Mevinphos	B221318-BS1	LCS	1.6050	2.0000	ug/L	80.2		50 - 120			1
Ronnel (Fenchlorphos)	B221318-BS1	LCS	1.6450	2.0000	ug/L	82.2		50 - 120			1
Stirophos (Tetrachlorvinphos)	B221318-BS1	LCS	1.4100	2.0000	ug/L	70.5		50 - 120			1
Triphenylphosphate (Surrogate)	B221318-BS1	LCS	3.8550	2.5000	ug/L	154		50 - 130		S09	1

Run #	QC Sample ID	QC Type	Method	Prep Date	Run Date Time	Analyst	Instrument	Dilution
1	B221318-BS1	LCS	EPA-8141A	10/21/25	10/27/25 18:19	OLH	GC-18	1

The results in this report apply to the samples analyzed in accordance with the chain of custody document. This analytical report must be reproduced in its entirety.
All results listed in this report are for the exclusive use of the submitting party. Pace Analytical assumes no responsibility for report alteration, separation, detachment or third party interpretation.

PACE Analytical - PA
1638 Roseytown Road, Ste 2,3 &4
Greensburg, PA 15601

Reported: 10/30/2025 7:37
Project: Chiquita Canyon Landfill Stormwater
Project Number: EO-544249
Project Manager: Nikayla Yasurek

Organo-Phosphorus Pesticide Analysis (EPA Method 8141A)

Quality Control Report - Precision & Accuracy

Constituent	Type	Source Sample ID	Source Result	Result	Spike Added	Units	RPD	Percent Recovery	Control Limits RPD	Control Limits Percent Recovery	Lab Quals	R#
QC Batch ID: B221318	Used client sample: N											
Bolstar	MS	2518023-03	ND	1.3300	2.0000	ug/L		66.5		60 - 120		1
	MSD	2518023-03	ND	1.3050	2.0000	ug/L	1.9	65.2	30	60 - 120		2
Chlorpyrifos	MS	2518023-03	ND	1.3150	2.0000	ug/L		65.8		60 - 120		1
	MSD	2518023-03	ND	1.2800	2.0000	ug/L	2.7	64.0	30	60 - 120		2
Diazinon	MS	2518023-03	ND	1.5050	2.0000	ug/L		75.2		60 - 130		1
	MSD	2518023-03	ND	1.4700	2.0000	ug/L	2.4	73.5	30	60 - 130		2
Methyl parathion	MS	2518023-03	ND	1.5350	2.0000	ug/L		76.8		60 - 120		1
	MSD	2518023-03	ND	1.4800	2.0000	ug/L	3.6	74.0	30	60 - 120		2
Mevinphos	MS	2518023-03	ND	1.8050	2.0000	ug/L		90.2		50 - 120		1
	MSD	2518023-03	ND	1.7500	2.0000	ug/L	3.1	87.5	30	50 - 120		2
Ronnel (Fenchlorphos)	MS	2518023-03	ND	1.5100	2.0000	ug/L		75.5		50 - 120		1
	MSD	2518023-03	ND	1.5200	2.0000	ug/L	0.7	76.0	30	50 - 120		2
Stirophos (Tetrachlorvinphos)	MS	2518023-03	ND	1.0150	2.0000	ug/L		50.8		50 - 120		1
	MSD	2518023-03	ND	1.0000	2.0000	ug/L	1.5	50.0	30	50 - 120		2
Triphenylphosphate (Surrogate)	MS	**2518023-03**	**ND**	**3.3100**	**2.5000**	**ug/L**		**132**		**50 - 130**	**S09**	1
	MSD	**2518023-03**	**ND**	**3.3750**	**2.5000**	**ug/L**	**1.9**	**135**		**50 - 130**	**S09**	2

Run #	QC Sample ID	QC Type	Method	Prep Date	Run Date Time	Analyst	Instrument	Dilution
1	B221318-MS1	MS	EPA-8141A	10/21/25	10/27/25 18:49	OLH	GC-18	1
2	B221318-MSD1	MSD	EPA-8141A	10/21/25	10/27/25 19:19	OLH	GC-18	1

The results in this report apply to the samples analyzed in accordance with the chain of custody document. This analytical report must be reproduced in its entirety.
All results listed in this report are for the exclusive use of the submitting party. Pace Analytical assumes no responsibility for report alteration, separation, detachment or third party interpretation.

PACE Analytical - PA
1638 Roseytown Road, Ste 2,3 &4
Greensburg, PA 15601

Reported: 10/30/2025 7:37
Project: Chiquita Canyon Landfill Stormwater
Project Number: EO-544249
Project Manager: Nikayla Yasurek

Notes And Definitions

MDL	Method Detection Limit
ND	Analyte Not Detected
PQL	Practical Quantitation Limit
S09	The surrogate recovery for this compound was not within the control limits.

The results in this report apply to the samples analyzed in accordance with the chain of custody document. This analytical report must be reproduced in its entirety.
All results listed in this report are for the exclusive use of the submitting party. Pace Analytical assumes no responsibility for report alteration, separation, detachment or third party interpretation.

Laboratory Job Number 544249

Subcontracted Products

McCampbell Analytical, Inc.

McCampbell Analytical, Inc.

"When Quality Counts"

Analytical Report

WorkOrder: 2510F04

Report Created for: Enthalpy Analytical

931 West Barkley Avenue
Orange, CA 92868

Project Contact: Zach Barker
Project P.O.: 079649
Project: EO-544249

Project Location:
Project Received: 10/16/2025

Analytical Report reviewed & approved for release on 10/23/2025 by:

Tracy Babjar
Project Manager

The report shall not be reproduced except in full, without the written approval of the laboratory. The analytical results relate only to the items tested. Results reported conform to the most current regulatory standards, where applicable, unless otherwise stated.

1534 Willow Pass Rd. Pittsburg, CA 94565 ♦ TEL: (877) 252-9262 ♦ FAX: (925) 252-9269 ♦ www.mccampbell.com
CA ELAP 1644 ♦ ORELAP (NELAP) 4033 ♦ AIHA-LAP ID#232255 ♦ DoD-ELAP Cert # L22-757

McCampbell Analytical, Inc.
"When Quality Counts"
1534 Willow Pass Road, Pittsburg, CA 94565-1701
Toll Free Telephone: (877) 252-9262 / Fax: (925) 252-9269
http://www.mccampbell.com / E-mail: main@mccampbell.com

Glossary of Terms & Qualifier Definitions

Client: Enthalpy Analytical **WorkOrder:** 2510F04
Project: EO-544249

Glossary Abbreviation

%D	Serial Dilution Percent Difference
95% Interval	95% Confident Interval
CCV	Continuing Calibration Verification.
CCV REC (%)	% recovery of Continuing Calibration Verification.
CPT	Consumer Product Testing not NELAP Accredited
DF	Dilution Factor
DI WET	(DISTLC) Waste Extraction Test using DI water
DISS	Dissolved (direct analysis of 0.45 µm filtered and acidified water sample)
DLT	Dilution Test (Serial Dilution)
DUP	Duplicate
EDL	Estimated Detection Limit
ERS	External reference sample. Second source calibration verification.
ITEF	International Toxicity Equivalence Factor
LCS	Laboratory Control Sample
LCS2	Second LCS for the batch. Spike level is lower than that for the first LCS; applicable to method 1633.
LQL	Lowest Quantitation Level
MB	Method Blank
MB IS/SS % Rec	% Recovery of Internal Standard or Surrogate in Method Blank, if applicable
MB SS % Rec	% Recovery of Surrogate in Method Blank, if applicable
MDL	Method Detection Limit [1]
ML	Minimum Level of Quantitation
MS	Matrix Spike
MSD	Matrix Spike Duplicate
NA	Not Applicable
ND	Not detected at or above the indicated MDL or RL
NR	Data Not Reported due to matrix interference or insufficient sample amount.
PDS	Post Digestion Spike
PF	Prep Factor
RD	Relative Difference
RL	Reporting Limit [2]
RPD	Relative Percent Difference
RRT	Relative Retention Time
RSD	Relative Standard Deviation
SNR	Surrogate is diluted out of the calibration range

[1] MDL is the minimum measured concentration of a substance that can be reported with 99% confidence that the measured concentration is distinguishable from method blank results. Definition and Procedure for the Determination of the Method Detection Limit, Revision 2, 40CFR, Part 136, Appendix B, EPA 821-R-16-006, December 2016. Values are based upon our default extraction volume/amount and are subject to change.

[2] RL is the lowest level that can be reliably determined within specified limits of precision and accuracy during routine laboratory operating conditions. (The RL cannot be lower than the lowest calibration standard used in the initial calibration of the instrument and must be greater than the MDL.) Values are based upon our default extraction volume/amount and are subject to change.

McCampbell Analytical, Inc.
"When Quality Counts"
1534 Willow Pass Road, Pittsburg, CA 94565-1701
Toll Free Telephone: (877) 252-9262 / Fax: (925) 252-9269
http://www.mccampbell.com / E-mail: main@mccampbell.com

Glossary of Terms & Qualifier Definitions

Client: Enthalpy Analytical **WorkOrder:** 2510F04

Project: EO-544249

SPK Val	Spike Value
SPKRef Val	Spike Reference Value
SPLP	Synthetic Precipitation Leachate Procedure
ST	Sorbent Tube
TCLP	Toxicity Characteristic Leachate Procedure
TEQ	Toxicity Equivalents
TNTC	“Too Numerous to Count;” greater than 250 colonies observed on the plate.
TZA	TimeZone Net Adjustment for sample collected outside of MAI's Coordinated Universal Time (UTC). (Adjustment for Daylight Saving is not accounted.)
WET (STLC)	Waste Extraction Test (Soluble Threshold Limit Concentration)

Analytical Qualifiers

a3	Sample diluted due to high organic content interfering with quantitative/or qualitative analysis.
b1	Aqueous sample that contains greater than ~1 vol. % sediment

McCampbell Analytical, Inc.
"When Quality Counts"

1534 Willow Pass Road, Pittsburg, CA 94565-1701
Toll Free Telephone: (877) 252-9262 / Fax: (925) 252-9269
http://www.mccampbell.com / E-mail: main@mccampbell.com

Analytical Report

Client:	Enthalpy Analytical	**WorkOrder:**	2510F04
Date Received:	10/16/2025 9:42	**Extraction Method:**	E8151A
Date Prepared:	10/20/2025	**Analytical Method:**	E8151A
Project:	EO-544249	**Unit:**	µg/L

Chlorinated Herbicides by GC-ECD

Client ID	Lab ID	Matrix	Date Collected	Instrument	Batch ID
SOUTH BASIN-WESTERN INLET	2510F04-001A	Water	10/14/2025 08:20	GC15A 10222531.D	328194

Analytes	Result	MDL	RL	DF	Date Analyzed
Acifluorfen	ND	5.3	10	10	10/23/2025 00:52
Bentazon	ND	3.2	10	10	10/23/2025 00:52
Chloramben	ND	6.4	10	10	10/23/2025 00:52
2,4-D (Dichlorophenoxyacetic acid)	ND	0.79	2.0	10	10/23/2025 00:52
2,4-DB	ND	4.2	10	10	10/23/2025 00:52
Dalapon	ND	7.7	10	10	10/23/2025 00:52
DCPA (mono & diacid)	ND	5.0	10	10	10/23/2025 00:52
Dicamba	ND	0.74	2.0	10	10/23/2025 00:52
3,5-Dichlorobenzoic Acid	ND	2.4	10	10	10/23/2025 00:52
Dichloroprop	ND	3.5	10	10	10/23/2025 00:52
Dinoseb (DNBP)	ND	3.0	10	10	10/23/2025 00:52
MCPA	ND	13	20	10	10/23/2025 00:52
MCPP	ND	12	20	10	10/23/2025 00:52
4-Nitrophenol	ND	7.7	10	10	10/23/2025 00:52
Pentachlorophenol (PCP)	ND	0.55	2.0	10	10/23/2025 00:52
Picloram	ND	3.8	10	10	10/23/2025 00:52
2,4,5-T (Trichlorophenoxy acetic acid)	ND	1.0	2.0	10	10/23/2025 00:52
2,4,5-TP (Silvex)	ND	1.6	5.0	10	10/23/2025 00:52

Surrogates	REC (%)	Limits	DF	
DCAA	96	60-140	10	10/23/2025 00:52

Analyst(s): DP

Analytical Comments: a3,b1

(Cont.)

McCampbell Analytical, Inc.
"When Quality Counts"

1534 Willow Pass Road, Pittsburg, CA 94565-1701
Toll Free Telephone: (877) 252-9262 / Fax: (925) 252-9269
http://www.mccampbell.com / E-mail: main@mccampbell.com

Analytical Report

Client:	Enthalpy Analytical	**WorkOrder:**	2510F04
Date Received:	10/16/2025 9:42	**Extraction Method:**	E8151A
Date Prepared:	10/20/2025	**Analytical Method:**	E8151A
Project:	EO-544249	**Unit:**	µg/L

Chlorinated Herbicides by GC-ECD

Client ID	Lab ID	Matrix	Date Collected	Instrument	Batch ID
SOUTH BASIN-EASTERN INLET	2510F04-002A	Water	10/14/2025 09:00	GC15A 10222532.D	328194

Analytes	Result	MDL	RL	DF	Date Analyzed
Acifluorfen	ND	5.3	10	10	10/23/2025 01:16
Bentazon	ND	3.2	10	10	10/23/2025 01:16
Chloramben	ND	6.4	10	10	10/23/2025 01:16
2,4-D (Dichlorophenoxyacetic acid)	ND	0.79	2.0	10	10/23/2025 01:16
2,4-DB	ND	4.2	10	10	10/23/2025 01:16
Dalapon	ND	7.7	10	10	10/23/2025 01:16
DCPA (mono & diacid)	ND	5.0	10	10	10/23/2025 01:16
Dicamba	ND	0.74	2.0	10	10/23/2025 01:16
3,5-Dichlorobenzoic Acid	ND	2.4	10	10	10/23/2025 01:16
Dichloroprop	ND	3.5	10	10	10/23/2025 01:16
Dinoseb (DNBP)	ND	3.0	10	10	10/23/2025 01:16
MCPA	ND	13	20	10	10/23/2025 01:16
MCPP	ND	12	20	10	10/23/2025 01:16
4-Nitrophenol	ND	7.7	10	10	10/23/2025 01:16
Pentachlorophenol (PCP)	ND	0.55	2.0	10	10/23/2025 01:16
Picloram	ND	3.8	10	10	10/23/2025 01:16
2,4,5-T (Trichlorophenoxy acetic acid)	ND	1.0	2.0	10	10/23/2025 01:16
2,4,5-TP (Silvex)	ND	1.6	5.0	10	10/23/2025 01:16

Surrogates	REC (%)	Limits	DF	
DCAA	96	60-140	10	10/23/2025 01:16

Analyst(s): DP

Analytical Comments: a3,b1

McCampbell Analytical, Inc.
"When Quality Counts"

1534 Willow Pass Road, Pittsburg, CA 94565-1701
Toll Free Telephone: (877) 252-9262 / Fax: (925) 252-9269
http://www.mccampbell.com / E-mail: main@mccampbell.com

Analytical Report

Client:	Enthalpy Analytical	**WorkOrder:**	2510F04
Date Received:	10/16/2025 9:42	**Extraction Method:**	RSK175
Date Prepared:	10/20/2025	**Analytical Method:**	RSK175
Project:	EO-544249	**Unit:**	µg/L

Dissolved Carbon Dioxide by RSK 175

Client ID	Lab ID	Matrix	Date Collected	Instrument	Batch ID
SOUTH BASIN-WESTERN INLET	2510F04-001B	Water	10/14/2025 08:20	GC26 1020251008.D	328317

Analytes	Result	MDL	RL	DF	Date Analyzed
Carbon Dioxide	**280**	50	50	1	10/20/2025 17:23

Analyst(s): CLO Analytical Comments: b1

Client ID	Lab ID	Matrix	Date Collected	Instrument	Batch ID
SOUTH BASIN-EASTERN INLET	2510F04-002B	Water	10/14/2025 09:00	GC26 1020251009.D	328317

Analytes	Result	MDL	RL	DF	Date Analyzed
Carbon Dioxide	**230**	50	50	1	10/20/2025 17:41

Analyst(s): CLO Analytical Comments: b1

McCampbell Analytical, Inc.
"When Quality Counts"
1534 Willow Pass Road, Pittsburg, CA 94565-1701
Toll Free Telephone: (877) 252-9262 / Fax: (925) 252-9269
http://www.mccampbell.com / E-mail: main@mccampbell.com

Quality Control Report

Client:	Enthalpy Analytical	**WorkOrder:**	2510F04
Date Prepared:	10/20/2025	**BatchID:**	328194
Date Analyzed:	10/22/2025	**Extraction Method:**	E8151A
Instrument:	GC15A	**Analytical Method:**	E8151A
Matrix:	Water	**Unit:**	µg/L
Project:	EO-544249	**Sample ID:**	MB/LCS/LCSD-328194

QC Summary Report for E8151A

Analyte	MB Result	MDL	RL	SPK Val	MB IS/SS %REC	MB IS/SS Limits
Acifluorfen	ND	0.53	1.0	-	-	-
Bentazon	ND	0.32	1.0	-	-	-
Chloramben	ND	0.64	1.0	-	-	-
2,4-D (Dichlorophenoxyacetic acid)	ND	0.079	0.20	-	-	-
2,4-DB	ND	0.42	1.0	-	-	-
Dalapon	ND	0.77	1.0	-	-	-
DCPA (mono & diacid)	ND	0.50	1.0	-	-	-
Dicamba	ND	0.074	0.20	-	-	-
3,5-Dichlorobenzoic Acid	ND	0.24	1.0	-	-	-
Dichloroprop	ND	0.35	1.0	-	-	-
Dinoseb (DNBP)	ND	0.30	1.0	-	-	-
MCPA	ND	1.3	2.0	-	-	-
MCPP	ND	1.2	2.0	-	-	-
4-Nitrophenol	ND	0.77	1.0	-	-	-
Pentachlorophenol (PCP)	ND	0.055	0.20	-	-	-
Picloram	ND	0.38	1.0	-	-	-
2,4,5-T (Trichlorophenoxy acetic acid)	ND	0.10	0.20	-	-	-
2,4,5-TP (Silvex)	ND	0.16	0.50	-	-	-
Surrogate Recovery						
DCAA	10			10	101	70-130

(Cont.)

CA ELAP 1644 • ORELAP (NELAP) 4033

McCampbell Analytical, Inc.
"When Quality Counts"
1534 Willow Pass Road, Pittsburg, CA 94565-1701
Toll Free Telephone: (877) 252-9262 / Fax: (925) 252-9269
http://www.mccampbell.com / E-mail: main@mccampbell.com

Quality Control Report

Client:	Enthalpy Analytical	**WorkOrder:**	2510F04
Date Prepared:	10/20/2025	**BatchID:**	328194
Date Analyzed:	10/22/2025	**Extraction Method:**	E8151A
Instrument:	GC15A	**Analytical Method:**	E8151A
Matrix:	Water	**Unit:**	µg/L
Project:	EO-544249	**Sample ID:**	MB/LCS/LCSD-328194

QC Summary Report for E8151A

Analyte	LCS Result	LCSD Result	SPK Val	LCS %REC	LCSD %REC	LCS/LCSD Limits	RPD	RPD Limit
Acifluorfen	10	10	10	100	104	70-130	3.62	30
Bentazon	9.5	10	10	95	101	70-130	5.62	30
Chloramben	11	12	10	108	116	70-130	6.55	30
2,4-D (Dichlorophenoxyacetic acid)	9.8	10	10	98	104	70-130	5.45	30
2,4-DB	9.8	10	10	98	104	70-130	5.75	30
Dalapon	10	10	10	100	103	70-130	3.78	30
DCPA (mono & diacid)	9.9	10	10	99	103	70-130	4.03	30
Dicamba	9.7	10	10	97	101	70-130	4.76	30
3,5-Dichlorobenzoic Acid	9.5	9.9	10	95	99	70-130	4.48	30
Dichloroprop	10	11	10	103	109	70-130	5.04	30
Dinoseb (DNBP)	9.7	10	10	97	105	70-130	8.25	30
MCPA	100	110	100	104	107	70-130	2.30	30
MCPP	100	100	100	100	104	70-130	3.96	30
4-Nitrophenol	11	12	10	112	119	70-130	5.72	30
Pentachlorophenol (PCP)	9.7	10	10	97	102	70-130	5.62	30
Picloram	10	11	10	100	107	70-130	6.72	30
2,4,5-T (Trichlorophenoxy acetic acid)	10	11	10	102	109	70-130	6.60	30
2,4,5-TP (Silvex)	9.9	11	10	99	106	70-130	6.45	30
Surrogate Recovery								
DCAA	9.6	10	10	96	102	70-130	5.83	30

McCampbell Analytical, Inc.
"When Quality Counts"

1534 Willow Pass Road, Pittsburg, CA 94565-1701
Toll Free Telephone: (877) 252-9262 / Fax: (925) 252-9269
http://www.mccampbell.com / E-mail: main@mccampbell.com

Quality Control Report

Client:	Enthalpy Analytical	**WorkOrder:**	2510F04
Date Prepared:	10/20/2025	**BatchID:**	328317
Date Analyzed:	10/20/2025	**Extraction Method:**	RSK175
Instrument:	GC26	**Analytical Method:**	RSK175
Matrix:	Water	**Unit:**	µg/L
Project:	EO-544249	**Sample ID:**	MB/LCS/LCSD-328317

QC Summary Report for RSK175

Analyte	MB Result	MDL	RL			
Carbon Dioxide	ND	50	50	-	-	-

Analyte	LCS Result	LCSD Result	SPK Val	LCS %REC	LCSD %REC	LCS/LCSD Limits	RPD	RPD Limit
Carbon Dioxide	150	150	187.2	80	79	70-130	1.10	30

McCampbell Analytical, Inc.
"When Quality Counts"

1534 Willow Pass Road, Pittsburg, CA 94565-1701
Toll Free Telephone: (877) 252-9262 / Fax: (925) 252-9269
http://www.mccampbell.com / E-mail: main@mccampbell.com

Certified Analyte List

Client: Enthalpy Analytical **WorkOrder:** 2510F04

Project: EO-544249

Analyte	Cert 1	Cert 2	Cert 3	Cert 4	Cert 5	Analytical Method	Matrix
2,4,5-T (Trichlorophenoxy acetic acid)	◉	◉	○	○	○	E8151A	Water
2,4,5-TP (Silvex)	◉	◉	○	○	○	E8151A	Water
2,4-D (Dichlorophenoxyacetic acid)	◉	◉	○	○	○	E8151A	Water
2,4-DB	◉	◉	○	○	○	E8151A	Water
3,5-Dichlorobenzoic Acid	○	◉	○	○	○	E8151A	Water
4-Nitrophenol	◉	◉	○	○	○	E8151A	Water
Acifluorfen	○	◉	○	○	○	E8151A	Water
Bentazon	○	◉	○	○	○	E8151A	Water
Chloramben	○	◉	○	○	○	E8151A	Water
Dalapon	◉	◉	○	○	○	E8151A	Water
DCPA (mono & diacid)	○	◉	○	○	○	E8151A	Water
Dicamba	◉	◉	○	○	○	E8151A	Water
Dichloroprop	◉	◉	○	○	○	E8151A	Water
Dinoseb (DNBP)	◉	◉	○	○	○	E8151A	Water
MCPA	◉	◉	○	○	○	E8151A	Water
MCPP	◉	◉	○	○	○	E8151A	Water
Pentachlorophenol (PCP)	◉	◉	○	○	○	E8151A	Water
Picloram	○	◉	○	○	○	E8151A	Water

Certifications

Cert 1	CA ELAP 1644
Cert 2	ORELAP (NELAP) 4033

The Certified Analyte Report lists the compounds for which MAI is accredited at the time of issuance. Although MAI holds multiple accreditations, methods with extensive compound lists may not be fully accredited due to state agency availability.

McCampbell Analytical, Inc.
1534 Willow Pass Rd
Pittsburg, CA 94565-1701
(925) 252-9262

CHAIN-OF-CUSTODY RECORD

WorkOrder: 2510F04 **ClientCode: ENO** **QuoteID: 252619**

☐ WaterTrax ☐ CLIP ☐ EDF ☑ EQuIS ☑ Dry-Weight ☑ Email ☐ HardCopy ☐ ThirdParty ☑ J-flag
☑ Detection Summary ☑ **Excel** [A1_Standard _QC]

Report to:
Zach Barker
Enthalpy Analytical
931 West Barkley Avenue
Orange, CA 92868
714-771-6900 FAX:

Email: zach.barker@enthalpy.com
cc/3rd Party: incomingreports@enthalpy.com;
PO: 079649
Project: EO-544249

Bill to:
Accounts Payable/Enthalpy SoCal
Montrose Environmental Group
PO Box 842165
Boston, MA 02284-2165
003EL_ap@montrose-env.com

Requested TAT: **5 days;**

Date Received: **10/16/2025**
Date Logged: **10/17/2025**

Lab ID	ClientSampID	Matrix	Collection Date	Hold	Requested Tests (See legend below)											
					1	2	3	4	5	6	7	8	9	10	11	12
2510F04-001	SOUTH BASIN-WESTERN INLET	Water	10/14/2025 08:20	☐	A	A	B									
2510F04-002	SOUTH BASIN-EASTERN INLET	Water	10/14/2025 09:00	☐	A	A	B									

Test Legend:

1	8151_W	2	PRDisposal Fee	3	RSK175_CO2_W	4	
5		6		7		8	
9		10		11		12	

Prepared by: Emily Perez

Comments:

NOTE: Soil samples are discarded 60 days after receipt unless other arrangements are made (Water samples are 30 days).
Hazardous samples will be returned to client or disposed of at client expense.

McCampbell Analytical, Inc.
"When Quality Counts"

1534 Willow Pass Road, Pittsburg, CA 94565-1701
Toll Free Telephone: (877) 252-9262 / Fax: (925) 252-9269
http://www.mccampbell.com / E-mail: main@mccampbell.com

WORK ORDER SUMMARY

Client Name: ENTHALPY ANALYTICAL
Client Contact: Zach Barker
Contact's Email: zach.barker@enthalpy.com

Project: EO-544249
Comments:

Work Order: 2510F04
QC Level: LEVEL 2
Date Logged: 10/17/2025

☐ WaterTrax ☐ CLIP ☐ EDF ☑ Excel ☐ EQuIS ☑ Email ☐ HardCopy ☐ ThirdParty ☑ J-flag

LabID	ClientSampID	Matrix	Test Name	Cont./ Comp.	Bottle & Preservative	U**	Head Space	Dry-Weight	Collection Date & Time	TAT	Test Due Date	Sediment Content	Hold	Sub Out
001A	SOUTH BASIN-WESTERN INLET	Water	E8151A (Chlorinated Herbicides)	1	1LA, Unpres	☐	☐	☐	10/14/2025 8:20	5 days	10/23/2025	5%+	☐	☐
001B	SOUTH BASIN-WESTERN INLET	Water	RSK175 (CO2)	2	VOA, Unpres	☐	☐	☐	10/14/2025 8:20	5 days	10/23/2025	5%+	☐	☐
002A	SOUTH BASIN-EASTERN INLET	Water	E8151A (Chlorinated Herbicides)	1	1LA, Unpres	☐	☐	☐	10/14/2025 9:00	5 days	10/23/2025	10%+	☐	☐
002B	SOUTH BASIN-EASTERN INLET	Water	RSK175 (CO2)	2	VOA, Unpres	☐	☐	☐	10/14/2025 9:00	5 days	10/23/2025	10%+	☐	☐

NOTES: *** STLC and TCLP extractions require 2 days to complete; therefore, all TATs begin after the extraction is completed (i.e., One-day TAT yields results in 3 days from sample submission).**

- ISM prep requires 5 to 10 days to complete; therefore, all TATs begin after the extraction is completed (i.e., One-day TAT yields results in 6 to 11 days from sample submission). Due date listed on WO summary will not accurately reflect the time needed for sample preparation.

- Organic extracts are held for 40 days before disposal; Inorganic extract are held for 30 days.

- MAI assumes that all material present in the provided sampling container is considered part of the sample - MAI does not exclude any material from the sample prior to sample preparation unless requested in writing by the client.

U = An unpreserved container was received for a method that suggests a preservation in order to extend hold time for analysis.**

Cont./Comp. = Containers /Composites

2510F04

ENTHALPY ANALYTICAL

931 West Barkley Ave
Orange, CA 92868
(714) 771-6900

Subcontract Laboratory:
McCampbell Analytical, Inc.
1534 Willow Pass Rd.
Pittsburg, CA 94565
ATTN: Quote ID: 252619
PO #: PO-079649

Enthalpy Order: EO-544249
PM: Zach Barker
Email: zach.barker@enthalpy.com
CC: incomingreports@enthalpy.com
Phone: (714) 771-6900

Results Due: Standard TAT
Report Level: II
Report To: MDL
EDDs: Standard Excel EDD

Notes:

Sample ID	Collected	Lab ID	# Cont.	Matrix	Analysis Requested	Comment
SOUTH BASIN - WESTERN INLET	14-OCT-2025 08:20	544249-001	1	Water	EPA 8151A Chlorinated Herbicides	
			2	Water	RSK-175 CO2	
SOUTH BASIN - EASTERN INLET	14-OCT-2025 09:00	544249-002	1	Water	EPA 8151A Chlorinated Herbicides	
			2	Water	RSK-175 CO2	

Notes:	Relinquished By:	Received By:
	[signature]	
	Date: 10-15-25 14:48	Date:
		Emily Re
	Date:	Date: 10/16/25 0942
	Date:	Date:

FedEx: 885213526548

1.6 wet
IR33

McCampbell Analytical, Inc.
"When Quality Counts"

1534 Willow Pass Road, Pittsburg, CA 94565-1701
Toll Free Telephone: (877) 252-9262 / Fax: (925) 252-9269
http://www.mccampbell.com / E-mail: main@mccampbell.com

Sample Receipt Checklist

Client Name:	Enthalpy Analytical	Date and Time Received:	10/16/2025 09:42
Project:	EO-544249	Date Logged:	10/17/2025
		Received by:	
WorkOrder №:	2510F04 Matrix:	Logged by:	Emily Perez
Carrier:	FedEx		

Chain of Custody (COC) Information

Chain of custody present?	Yes ☑	No ☐	
Chain of custody signed when relinquished and received?	Yes ☑	No ☐	
Chain of custody agrees with sample labels?	Yes ☑	No ☐	
Sample IDs noted by Client on COC?	Yes ☑	No ☐	
Date and Time of collection noted by Client on COC?	Yes ☑	No ☐	
Sampler's name noted on COC?	Yes ☑	No ☐	
COC agrees with Quote?	Yes ☐	No ☐	NA ☑
COC quote NOT expired?	Yes ☐	No ☐	NA ☑

Sample Receipt Information

Custody seals intact on shipping container/cooler?	Yes ☐	No ☐	NA ☑
Custody seals intact on sample bottles?	Yes ☐	No ☐	NA ☑
Shipping container/cooler in good condition?	Yes ☑	No ☐	
Samples in proper containers/bottles?	Yes ☑	No ☐	
Sample containers intact?	Yes ☑	No ☐	
Sufficient sample volume for indicated test?	Yes ☑	No ☐	

Sample Preservation and Hold Time (HT) Information

All samples received within holding time?	Yes ☑	No ☐	NA ☐
Samples Received on Ice?	Yes ☑	No ☐	
(Ice Type: WET ICE)			
Sample/Temp Blank temperature	Temp: 1.6°C		NA ☐
ZHS conditional analyses: VOA meets zero headspace requirement (VOCs, TPHg/BTEX, RSK)?	Yes ☐	No ☐	NA ☑
Sample labels checked for correct preservation?	Yes ☑	No ☐	
pH acceptable upon receipt (Metal: <2)?	Yes ☐	No ☐	NA ☑

UCMR Samples:

pH tested and acceptable upon receipt (200.7: ≤2; 533: 6 - 8; 537.1: 6 - 8)?	Yes ☐	No ☐	NA ☑
Free Chlorine tested and acceptable upon receipt (<0.1mg/L) [not applicable to 200.7]?	Yes ☐	No ☐	NA ☑

Comments:

Enthalpy Analytical
931 West Barkley Ave
Orange, CA 92868
(714) 771-6900

enthalpy.com

Lab Job Number : 546876
Report Level : II
Report Date : 12/02/2025

Analytical Report *prepared for:*

Kate Logan
Waste Connections
Chiquita Canyon Landfill
29201 Henry Mayo Drive
Castaic, CA 91384

Project: CCLF STORMWATER - Chiquita Canyon Stormwater

Authorized for release by:



Zach Barker, Project Manager
zach.barker@enthalpy.com

This data package has been reviewed for technical correctness and completeness. Release of this data has been authorized by the Laboratory Manager or the Manager's designee, as verified by the above signature which applies to this PDF file as well as any associated electronic data deliverable files. The results contained in this report meet all requirements of NELAP and pertain only to those samples which were submitted for analysis. This report may be reproduced only in its entirety.

CA ELAP# 1338, CA ELAP #1338-S1, NELAP# 4038, SCAQMD LAP# 18LA0518, LACSD ID# 10105, ORELAP# 4197

ENTHALPY ANALYTICAL

Sample Summary

Kate Logan Waste Connections Chiquita Canyon Landfill 29201 Henry Mayo Drive Castaic, CA 91384	Lab Job #: Project No: Location: Date Received:	546876 CCLF STORMWATER Chiquita Canyon Stormwater 11/14/25

Sample ID	Lab ID	Collected	Matrix
SOUTH BASIN - WESTERN INLET	546876-001	11/14/25 10:55	Water
SOUTH BASIN - EASTERN INLET	546876-002	11/14/25 11:05	Water

Case Narrative

Waste Connections Chiquita Canyon Landfill 29201 Henry Mayo Drive Castaic, CA 91384 Kate Logan	Lab Job Number: 546876 Project No: CCLF STORMWATER Location: Chiquita Canyon Stormwater Date Received: 11/14/25

This data package contains sample and QC results for two water samples, requested for the above referenced project on 11/14/25. The samples were received in good condition.

Volatile Organics by GC/MS (EPA 8260B):

- SOUTH BASIN - WESTERN INLET (lab # 546876-001) and SOUTH BASIN - EASTERN INLET (lab # 546876-002) had pH greater than 2.
- No other analytical problems were encountered.

Semivolatile Organics by GC/MS (EPA 8270C):
No analytical problems were encountered.

Semivolatile Organics by GC/MS (EPA 625.1):
No analytical problems were encountered.

Semivolatile Organics by GC/MS SIM (EPA 8270C-SIM):
No analytical problems were encountered.

Pesticides (EPA 8081A):
No analytical problems were encountered.

Total Organic Carbon by IR (SM 5310B):
No analytical problems were encountered.

PCBs (EPA 8082):
No analytical problems were encountered.

Metals (EPA 200.7, EPA 200.8, and EPA 245.1):

- Low recovery was observed for boron in the MSD for batch 387626; the parent sample was not a project sample, the LCS was within limits, and the associated RPD was within limits.
- Low recoveries were observed for boron in the MS/MSD for batch 387626; the parent sample was not a project sample, the LCS was within limits, and the associated RPD was within limits.
- Mercury was detected between the MDL and the RL in the method blank for batch 387753; this analyte was not detected in samples at or above the RL.
- Chromium was detected between the MDL and the RL in the method blank for batch 387626; this analyte was detected in samples at a level at least 10 times that of the blank.
- No other analytical problems were encountered.

Ion Chromatography (EPA 300.0):
No analytical problems were encountered.

Conductivity (SM2510B):
No analytical problems were encountered.

Total Oil & Grease (HEM) (EPA 1664A):

- Matrix spikes were not performed for this analysis due to insufficient sample volume.
- No analytical problems were encountered.

Total Phenolics (EPA 420.1):
No analytical problems were encountered.

Alkalinity (SM2320B):
No analytical problems were encountered.

Sulfide (SM 4500-S2-D):
No analytical problems were encountered.

Total Dissolved Solids (TDS) (SM2540C):

- High RPD was observed for total dissolved solids in the SDUP for batch 387812; the parent sample was not a project sample.
- No other analytical problems were encountered.

Total Suspended Solids (TSS) (SM2540D):

- High RPD was observed for total suspended solids in the SDUP of SOUTH BASIN - WESTERN INLET (lab # 546876-001).
- No other analytical problems were encountered.

Chemical Oxygen Demand (SM5220D):
No analytical problems were encountered.

Biochemical Oxygen Demand (SM5210B):
No analytical problems were encountered.

Turbidity (SM2130B):
No analytical problems were encountered.

Cyanide - Semi-Automated Method (SM 4500-CN-E and SM 4500-CN-E):
No analytical problems were encountered.

Coliform - 9221 Tests (SM 9221B and SM 9221F):
No analytical problems were encountered.

Ammonia and TKN- Semi-Automated Method (SM 4500-NH3-G):

- Responses exceeding the instrument's linear range were observed for ammonia-N in the MS/MSD for batch 387757; affected data was qualified with "E".
- No other analytical problems were encountered.

Organophosphorus Pesticides (EPA 8141A):
Pace Laboratories in Bakersfield, CA performed the analysis (see sublab report section for certifications). Please see the Pace Laboratories case narrative.

8151A Chlorinated Herbicides (EPA 8151A):
McCampbell Analytical, Inc. in Pittsburg, CA performed the analysis (NELAP certified). Please see the McCampbell Analytical, Inc. case narrative.

RSK-175 CO2 (RSK-175):
McCampbell Analytical, Inc. in Pittsburg, CA performed the analysis (see sublab report section for certifications). Please see the McCampbell Analytical, Inc. case narrative.

Dioxins & Furans (EPA 8290):
Enthalpy - El Dorado Hills in El Dorado Hills, CA performed the analysis (see sublab report section for certifications). Please see the Enthalpy - El Dorado Hills case narrative.

EPA 625.1 (EPA 625.1):
Pace Analytical - Mt. Juliet in Mt. Juliet, TN performed the analysis (see sublab report section for certifications). Please see the Pace Analytical - Mt. Juliet case narrative.

ENTHALPY ANALYTICAL

Chain of Custody Record

Lab No: 546876

Page: 1 of 3

Turn Around Time (rush by advanced notice only)

Standard:	X	5 Day:		3 Day:	
2 Day:		1 Day:		Custom TAT:	

Enthalpy Analytical - Orange

931 W. Barkley Avenue, Orange, CA 92868

Phone 714-771-6900

Matrix: A = Air S = Soil/Solid W = Water DW = Drinking Wate SD = Sediment PP = Pure Product SEA = Sea Water SW = Swab T = Tissue WP = Wipe O = Other

Preservatives: 1 = $Na_2S_2O_3$ 2 = HCl 3 = HNO_3 4 = H_2SO_4 5 = NaOH 6 = Other

Sample Receipt Temp: 2.9/3.0 ice 1.0/1.1 5.0/5.1 ice 4.1/4.2 (lab use only)

CUSTOMER INFORMATION		PROJECT INFORMATION	
Company:	Chiquita Canyon, LLC	Name:	SW - Inlets
Report To:	Kate Logan	Number:	
Email:	kate.logan@wasteconnections.com	P.O. #:	
Address:	29201 Henry Mayo Drive	Address:	29201 Henry Mayo Drive
	Castaic, CA 91384		Castaic, CA 91384
Phone:	682-559-3880	Global ID:	
Fax:		Sampled By:	MT, CH

	Sample ID	Sampling Date	Sampling Time	Matrix	Container No. / Size	Pres.	200.7/200.8 Metals (see comments)	245.1 Mercury	4500-CN-E Cyanide	8081 Pesticides / 8082 PCBs	8141 Organophosphorous Pesticides	8151 Herbicides	8260 VOCs	8260 Acrolein/Acrylonitrile	8270C	8290 2,3,7,8-TCDD	Test Instructions / Comments
1	South Basin - Western Inlet	11/14/25	1055	W	31	6,2,4,1	X	X	X	X	X	X	X	X	X	X	Temp 16.1 pH 9.09
2	South Basin - Eastern Inlet	11/14/25	1105	W	31	6,2,4,1	X	X	X	X	X	X	X	X	X	X	Temp 16.5 pH 9.29
3																	
4																	
5																	
6																	
7																	
8																	
9																	
10																	

Test Instructions / Comments

200.8 - Ag, As, B, Ba, Be, Cd, Co, Cr, Cu, Ni, Mn, Pb, Sb, Se, Sn, Tl, V, Zn
200.7 - Fe, Ca, K, Mg, Na

Additional email recipients:
matt.breuer@wasteconnections.com
stormwater@wasteconnections.com
tmb@swteng.com
aav@swteng.com

Direct invoices to:
Maribel Bolanos
(661) 257-3665

Login 546876

	Signature	Print Name	Company / Title	Date / Time
1 Relinquished By:		Cyrus Hercyk	CTEH	11/14/25 1515
1 Received By:		JXR	EA	11/14/25 1515
2 Relinquished By:				
2 Received By:				
3 Relinquished By:				
3 Received By:				

ENTHALPY ANALYTICAL

Chain of Custody Record

Lab No: 546876

Page: 2 of 3

Turn Around Time (rush by advanced notice only)

Standard:	X	5 Day:		3 Day:	
2 Day:		1 Day:		Custom TAT:	

Enthalpy Analytical - Orange

931 W. Barkley Avenue, Orange, CA 92868

Phone 714-771-6900

Matrix: A = Air S = Soil/Solid W = Water DW = Drinking Wate SD = Sediment PP = Pure Product SEA = Sea Water SW = Swab T = Tissue WP = Wipe O = Other

Preservatives: 1 = $Na_2S_2O_3$ 2 = HCl 3 = HNO_3 4 = H_2SO_4 5 = NaOH 6 = Other

Sample Receipt Temp: 2.9/3.0 ice 1.0/1.1 5.0/5.1 ice 4.1/4.2 (lab use only)

CUSTOMER INFORMATION		PROJECT INFORMATION	
Company:	Chiquita Canyon, LLC	Name:	SW - Inlets
Report To:	Kate Logan	Number:	
Email:	kate.logan@wasteconnections.com	P.O. #:	
Address:	29201 Henry Mayo Drive	Address:	29201 Henry Mayo Drive
	Castaic, CA 91384		Castaic, CA 91384
Phone:	682-559-3880	Global ID:	
Fax:		Sampled By:	MT, CH

	Sample ID	Sampling Date	Sampling Time	Matrix	Container No. / Size	Pres.	SM4500-S2-D Total Sulfide	420.1 Total Phenolics	1664A Oil and Grease	9221B Tota Coliform	9221F E. Coli	300.0 Cl, Br, Fl, NO3, NO2, SO4	2540D TSS	5310B TOC	8270 SIM 1,4-Dioxane	SM2320B Alkalinity
1	South Basin - Western Inlet	11/14/25	1055	W	31	6,2,4,1	X	X	X	X	X	X	X	X	X	X
2	South Basin - Eastern Inlet	11/14/25	1105	W	31	6,2,4,1	X	X	X	X	X	X	X	X	X	X
3																
4																
5																
6																
7																
8																
9																
10																

Analysis Request

Test Instructions / Comments

Additional email recipients:
matt.breuer@wasteconnections.com
stormwater@wasteconnections.com
tmb@swteng.com
aav@swteng.com

Direct invoices to:
Maribel Bolanos
(661) 257-3665

	Signature	Print Name	Company / Title	Date / Time
1 Relinquished By:		Caleb Hercyk	CTEH	11/14/25 1515
1 Received By:		JKR	EA	11/14/25 1515
2 Relinquished By:				
2 Received By:				
3 Relinquished By:				
3 Received By:				

ENTHALPY ANALYTICAL

Chain of Custody Record

Lab No: 546876

Page: 3 of 3

Turn Around Time (rush by advanced notice only)

Standard:	X	5 Day:		3 Day:	
2 Day:		1 Day:		Custom TAT:	

Enthalpy Analytical - Orange
931 W. Barkley Avenue, Orange, CA 92868
Phone 714-771-6900

Matrix: A = Air S = Soil/Solid W = Water DW = Drinking Wate SD = Sediment PP = Pure Product SEA = Sea Water SW = Swab T = Tissue WP = Wipe O = Other

Preservatives: 1 = $Na_2S_2O_3$ 2 = HCl 3 = HNO_3 4 = H_2SO_4 5 = NaOH 6 = Other

Sample Receipt Temp: 2.9/3.0 2&11 1.0/1.1 5.0/5.1 12 4.1/4.2 (lab use only)

CUSTOMER INFORMATION		PROJECT INFORMATION	
Company:	Chiquita Canyon, LLC	Name:	SW - Inlets
Report To:	Kate Logan	Number:	
Email:	kate.logan@wasteconnections.com	P.O. #:	
Address:	29201 Henry Mayo Drive	Address:	29201 Henry Mayo Drive
	Castaic, CA 91384		Castaic, CA 91384
Phone:	682-559-3880	Global ID:	
Fax:		Sampled By:	MT, CH

	Sample ID	Sampling Date	Sampling Time	Matrix	Container No. / Size	Pres.	SM5220D Chemical Oxygen Demand	SM2510B Specific Conductance	RSK-175 Carbon Dioxide	2540E TDS	SM2130B Turbidity	350.1 Ammonia	625.1 - See Comments	625.1 Alpha-Terpineol	SM5210B BOD	
1	South Basin - Western Inlet	11/14/25	1055	W	31	6,2,4,1	X	X	X	X	X	X	X	X	X	
2	South Basin - Eastern Inlet	11/14/25	1105	W	31	6,2,4,1	X	X	X	X	X	X	X	X	X	
3																
4																
5																
6																
7																
8																
9																
10																

Analysis Request

Test Instructions / Comments

625.1 - Benzoic Acid, Pyridine, Phenol, 2-methylphenol, 3,4-methylphenol, Cresol, Naphthalene, alpha-terpineol

Additional email recipients:
matt.breuer@wasteconnections.com
stormwater@wasteconnections.com
tmb@swteng.com
aav@swteng.com

Direct invoices to:
Maribel Bolanos
(661) 257-3665

	Signature	Print Name	Company / Title	Date / Time
1 Relinquished By:		Colleen Hardy	CTEH	11/14/25 1515
1 Received By:		JXR	EA	11/14/25 1515
2 Relinquished By:				
2 Received By:				
3 Relinquished By:				
3 Received By:				

SAMPLE RECEIPT CHECKLIST

Section 1: General Info

Date Received: 11/14/25 WO# 546876 Client: Waste Connections

Section 2: Shipping / Custody **Are custody seals present?** ☐ Yes ☒ No

Custody seals intact on arrival? ■ N/A ☐ Yes ☐ No ☐ On cooler / box ☐ On samples

☐ Courier ■ Walk-In ☐ Field Sampling ☐ Shipping Info: _____

Section 3a: Condition / Packaging ☐ **Outside 0.0 - 6.0°C (0.0 - 10.0°C for microbiology) (PM notified)**

Date Opened 11/14/25 By (initials) JXR Type of ice used: ☐ Wet ☐ Blue/Gel ☐ None

☐ Samples received on ice directly from the field; cooling process had begun. (if checked, skip temperatures)

☐ Sample matrix doesn't require cooling (e.g. air, bulk PCB). (if checked, skip temperatures)

If no cooler: Observed/Adjusted Temp (°C): _____ / _____ Thermometer/IR Gun: IR11 CF: +0.1

Cooler Temp (°C) #1: 2.9 / 3.0 #2: 5.0 / 5.1 #3: 1.0 / 1.1 #4: 4.1 / 4.2 #5: ____ / ____ #6: ____ / ____

Section 3b: Microbiology Samples ☐ **No microbiology samples submitted (skip 3b)**

■ Within temp range 0.0 - 10.0°C or received on ice directly from field.

■ Adequate headspace for microbiology analysis.

Section 3c: Air Samples ■ **No air samples submitted (skip 3c)**

☐ 1.4L Canisters ☐ 6L Canisters ☐ Tedlar Bags ☐ MCE Cassettes ☐ Sorbent Tubes ☐ Other _____

Section 4: Containers / Labels / Samples	YES	NO	N/A
1) Were custody papers present, filled properly, and legible?	X		
2) Is the sampler's name present on the CoC?	X		
3) Were containers received in good condition (unbroken / unopened / uncompromised)?	X		
4) Were the samples bagged? (required for microbiology samples; recommended for soil samples)	X		
5) Were all of, and only, the correct samples received?	X		
6) Are sample labels present, legible, and in agreement with the CoC?	X		
7) Does the container count match the CoC?	X		
8) Was sufficient sample volume / mass received for the analyses requested?	X		
9) Were samples received in proper containers for the analyses requested?	X		
10) Were samples received with > 1/2 holding time remaining?		X	
11) Are samples properly preserved as indicated by CoC / labels?	X		
12) Unpreserved VOAs received - If necessary, was the hold time changed in LIMS?			X
13) Are VOA vials free from headspace/bubbles > 6mm?			X

Section 5: Explanations / Comments

(If no comments are made, then no discrepancies noted.)

☐ **No additional discrepancies**

Date Logged 11/14/25 **By (print)** ABD **(sign)** AdJ

Date Labeled 11/14/25 **By (print)** JXR **(sign)** AdJ for JXR

ENTHALPY ANALYTICAL

Analysis Results for 546876

Kate Logan
Waste Connections
Chiquita Canyon Landfill
29201 Henry Mayo Drive
Castaic, CA 91384

Lab Job #: 546876
Project No: CCLF STORMWATER
Location: Chiquita Canyon Stormwater
Date Received: 11/14/25

Sample ID: SOUTH BASIN - WESTERN INLET | **Lab ID:** 546876-001 | **Matrix:** Water | **Collected:** 11/14/25 10:55

546876-001 Analyte	Result	Qual	Units	RL	MDL	DF	Batch	Prepared	Analyzed	Chemist
Method: EPA 1664A Prep Method: METHOD										
Total Oil and Grease	ND		mg/L	4.9	0.95	0.98	388327	11/24/25	11/24/25	JAG
Method: EPA 200.7 Prep Method: EPA 3015A										
Calcium	**21**		mg/L	1.0	0.46	1	387642	11/17/25	11/19/25	CAP
Iron	**8.6**		mg/L	0.10	0.055	1	387642	11/17/25	11/17/25	CAP
Magnesium	**4.3**		mg/L	0.10	0.051	1	387642	11/17/25	11/17/25	CAP
Potassium	**4.5**		mg/L	0.50	0.50	1	387642	11/17/25	11/17/25	CAP
Sodium	**14**		mg/L	0.60	0.38	1	387642	11/17/25	11/17/25	CAP
Method: EPA 200.8 Prep Method: EPA 3015A										
Antimony	ND		ug/L	2.0	1.3	1	387626	11/17/25	11/17/25	KCD
Arsenic	**2.5**		ug/L	2.0	0.30	1	387626	11/17/25	11/17/25	KCD
Barium	**50**		ug/L	5.0	0.44	1	387626	11/17/25	11/17/25	KCD
Beryllium	**0.28**	J	ug/L	1.0	0.096	1	387626	11/17/25	11/17/25	KCD
Boron	**45**		ug/L	20	11	2	387626	11/17/25	12/01/25	KCD
Cadmium	ND		ug/L	1.0	0.21	1	387626	11/17/25	11/17/25	KCD
Chromium	**8.8**		ug/L	5.0	0.40	1	387626	11/17/25	11/17/25	KCD
Cobalt	**2.9**		ug/L	1.0	0.14	1	387626	11/17/25	11/17/25	KCD
Copper	**7.9**		ug/L	3.0	0.84	1	387626	11/17/25	11/17/25	KCD
Lead	**3.2**	J	ug/L	5.0	0.23	1	387626	11/17/25	11/17/25	KCD
Manganese	**88**		ug/L	10	4.3	1	387626	11/17/25	11/17/25	KCD
Nickel	**5.6**		ug/L	5.0	0.91	1	387626	11/17/25	11/17/25	KCD
Selenium	ND		ug/L	10	5.0	1	387626	11/17/25	11/17/25	KCD
Silver	ND		ug/L	5.0	0.37	1	387626	11/17/25	11/17/25	KCD
Thallium	ND		ug/L	1.0	0.14	1	387626	11/17/25	11/17/25	KCD
Tin	ND		ug/L	5.0	1.5	1	387626	11/17/25	11/17/25	KCD
Vanadium	**13**		ug/L	5.0	0.59	1	387626	11/17/25	11/17/25	KCD
Zinc	**20**		ug/L	10	7.6	1	387626	11/17/25	11/17/25	KCD
Method: EPA 245.1 Prep Method: EPA 245.1										
Mercury	**0.17**	B,J	ug/L	0.40	0.032	1	387753	11/18/25	11/18/25	MLL
Method: EPA 300.0 Prep Method: METHOD										
Fluoride	**0.11**	J	mg/L	0.20	0.059	1	387492	11/15/25 12:30	11/15/25 22:45	AJL
Chloride	**9.2**		mg/L	1.0	0.26	1	387492	11/15/25 12:30	11/15/25 22:45	AJL
Nitrogen, Nitrite	**0.05**	J	mg/L	0.10	0.02	1	387492	11/15/25 12:30	11/15/25 22:45	AJL

Results for any subcontracted analyses are not included in this section.

ENTHALPY ANALYTICAL

Analysis Results for 546876

546876-001 Analyte	Result	Qual	Units	RL	MDL	DF	Batch	Prepared	Analyzed	Chemist
Bromide	**0.11**	J	mg/L	0.30	0.061	1	387492	11/15/25 12:30	11/15/25 22:45	AJL
Nitrogen, Nitrate	**0.77**		mg/L	0.10	0.05	1	387492	11/15/25 12:30	11/15/25 22:45	AJL
Sulfate	**21**		mg/L	1.0	0.18	1	387492	11/15/25 12:30	11/15/25 22:45	AJL
Method: EPA 350.1 Prep Method: METHOD										
Ammonia-N	**0.44**		mg/L	0.10	0.050	1	387757	11/20/25	11/21/25	JAK
Method: EPA 420.1 Prep Method: METHOD										
Total Phenolics	**0.016**		mg/L	0.010	0.0065	1	388006	11/20/25	11/20/25	LVL
Method: EPA 625.1 Prep Method: EPA 3510C										
Pyridine	ND		ug/L	9.5	2.7	0.95	387519	11/16/25	11/16/25	ZFA
Phenol	**3.7**	J	ug/L	9.5	2.0	0.95	387519	11/16/25	11/16/25	ZFA
2-Methylphenol	ND		ug/L	9.5	3.1	0.95	387519	11/16/25	11/16/25	ZFA
3-,4-Methylphenol	ND		ug/L	9.5	2.9	0.95	387519	11/16/25	11/16/25	ZFA
Benzoic acid	ND		ug/L	47	10	0.95	387519	11/16/25	11/16/25	ZFA
Naphthalene	ND		ug/L	9.5	3.4	0.95	387519	11/16/25	11/16/25	ZFA
Cresol	ND		ug/L	9.5		0.95	387519	11/16/25	11/16/25	ZFA
Method: EPA 8081A Prep Method: EPA 3510C										
alpha-BHC	ND		ug/L	0.05	0.02	1	387596	11/16/25	11/25/25	XLY
beta-BHC	ND		ug/L	0.05	0.02	1	387596	11/16/25	11/25/25	XLY
gamma-BHC	ND		ug/L	0.05	0.02	1	387596	11/16/25	11/25/25	XLY
delta-BHC	ND		ug/L	0.05	0.02	1	387596	11/16/25	11/25/25	XLY
Heptachlor	ND		ug/L	0.05	0.01	1	387596	11/16/25	11/25/25	XLY
Aldrin	ND		ug/L	0.05	0.02	1	387596	11/16/25	11/25/25	XLY
Heptachlor epoxide	ND		ug/L	0.05	0.02	1	387596	11/16/25	11/25/25	XLY
Endosulfan I	ND		ug/L	0.05	0.02	1	387596	11/16/25	11/25/25	XLY
Dieldrin	ND		ug/L	0.1	0.01	1	387596	11/16/25	11/25/25	XLY
4,4'-DDE	ND		ug/L	0.1	0.02	1	387596	11/16/25	11/25/25	XLY
Endrin	ND		ug/L	0.1	0.02	1	387596	11/16/25	11/25/25	XLY
Endosulfan II	ND		ug/L	0.1	0.02	1	387596	11/16/25	11/25/25	XLY
Endosulfan sulfate	ND		ug/L	0.1	0.02	1	387596	11/16/25	11/25/25	XLY
4,4'-DDD	ND		ug/L	0.1	0.02	1	387596	11/16/25	11/25/25	XLY
Endrin aldehyde	ND		ug/L	0.1	0.03	1	387596	11/16/25	11/25/25	XLY
Endrin ketone	ND		ug/L	0.1	0.03	1	387596	11/16/25	11/25/25	XLY
4,4'-DDT	ND		ug/L	0.1	0.04	1	387596	11/16/25	11/25/25	XLY
Methoxychlor	ND		ug/L	0.1	0.06	1	387596	11/16/25	11/25/25	XLY
Toxaphene	ND		ug/L	2.0	0.8	1	387596	11/16/25	11/25/25	XLY
Chlordane (Technical)	ND		ug/L	1.0	0.3	1	387596	11/16/25	11/25/25	XLY
Surrogates				**Limits**						
TCMX	83%		%REC	29-120		1	387596	11/16/25	11/25/25	XLY
Decachlorobiphenyl	82%		%REC	33-132		1	387596	11/16/25	11/25/25	XLY
Method: EPA 8082 Prep Method: EPA 3510C										
Aroclor-1016	ND		ug/L	0.50	0.30	1	387596	11/16/25	11/25/25	XLY
Aroclor-1221	ND		ug/L	0.50	0.35	1	387596	11/16/25	11/25/25	XLY
Aroclor-1232	ND		ug/L	0.50	0.31	1	387596	11/16/25	11/25/25	XLY
Aroclor-1242	ND		ug/L	0.50	0.41	1	387596	11/16/25	11/25/25	XLY

Results for any subcontracted analyses are not included in this section.

ENTHALPY ANALYTICAL

Analysis Results for 546876

546876-001 Analyte	Result	Qual	Units	RL	MDL	DF	Batch	Prepared	Analyzed	Chemist
Aroclor-1248	ND		ug/L	0.50	0.23	1	387596	11/16/25	11/25/25	XLY
Aroclor-1254	ND		ug/L	0.50	0.35	1	387596	11/16/25	11/25/25	XLY
Aroclor-1260	ND		ug/L	0.50	0.33	1	387596	11/16/25	11/25/25	XLY
Aroclor-1262	ND		ug/L	0.50	0.40	1	387596	11/16/25	11/25/25	XLY
Aroclor-1268	ND		ug/L	0.50	0.35	1	387596	11/16/25	11/25/25	XLY
Surrogates				**Limits**						
Decachlorobiphenyl (PCB)	60%		%REC	28-138		1	387596	11/16/25	11/25/25	XLY
Method: EPA 8260B Prep Method: EPA 5030B										
Carbon Disulfide	ND		ug/L	5.0	0.1	1	387507	11/15/25	11/15/25	HMN
Chloroprene	ND		ug/L	200	0.4	1	387507	11/15/25	11/15/25	HMN
3-Chloropropene	ND		ug/L	5.0	0.3	1	387507	11/15/25	11/15/25	HMN
Ethyl methacrylate	ND		ug/L	50	2.1	1	387507	11/15/25	11/15/25	HMN
Ethanol	ND		ug/L	500	110	1	387507	11/15/25	11/15/25	HMN
2-Hexanone	ND		ug/L	5.0	1.1	1	387507	11/15/25	11/15/25	HMN
Isopropanol (IPA)	ND		ug/L	200	52	1	387507	11/15/25	11/15/25	HMN
Methyl acrylonitrile	ND		ug/L	35	3.7	1	387507	11/15/25	11/15/25	HMN
Vinyl Acetate	ND		ug/L	50	15	1	387507	11/15/25	11/15/25	HMN
Acrolein	ND		ug/L	200	2.7	1	387507	11/15/25	11/15/25	HMN
Acrylonitrile	ND		ug/L	10	0.7	1	387507	11/15/25	11/15/25	HMN
Freon 12	ND		ug/L	5.0	0.08	1	387507	11/15/25	11/15/25	HMN
Chloromethane	ND		ug/L	5.0	0.09	1	387507	11/15/25	11/15/25	HMN
Vinyl Chloride	ND		ug/L	5.0	0.06	1	387507	11/15/25	11/15/25	HMN
Bromomethane	ND		ug/L	5.0	0.1	1	387507	11/15/25	11/15/25	HMN
Chloroethane	ND		ug/L	5.0	0.1	1	387507	11/15/25	11/15/25	HMN
Trichlorofluoromethane	ND		ug/L	5.0	0.05	1	387507	11/15/25	11/15/25	HMN
Iodomethane	ND		ug/L	5.0		1	387507	11/15/25	11/15/25	HMN
Acetone	**5.4**	J	ug/L	100	5.0	1	387507	11/15/25	11/15/25	HMN
Freon 113	ND		ug/L	5.0	0.1	1	387507	11/15/25	11/15/25	HMN
1,1-Dichloroethene	ND		ug/L	5.0	0.09	1	387507	11/15/25	11/15/25	HMN
Methylene Chloride	ND		ug/L	10	0.2	1	387507	11/15/25	11/15/25	HMN
MTBE	ND		ug/L	5.0	0.08	1	387507	11/15/25	11/15/25	HMN
trans-1,2-Dichloroethene	ND		ug/L	5.0	0.1	1	387507	11/15/25	11/15/25	HMN
1,1-Dichloroethane	ND		ug/L	5.0	0.06	1	387507	11/15/25	11/15/25	HMN
2-Butanone	**3.9**	J	ug/L	10	1.5	1	387507	11/15/25	11/15/25	HMN
cis-1,2-Dichloroethene	ND		ug/L	5.0	0.06	1	387507	11/15/25	11/15/25	HMN
2,2-Dichloropropane	ND		ug/L	5.0	0.1	1	387507	11/15/25	11/15/25	HMN
Chloroform	ND		ug/L	5.0	0.08	1	387507	11/15/25	11/15/25	HMN
Bromochloromethane	ND		ug/L	5.0	0.2	1	387507	11/15/25	11/15/25	HMN
1,1,1-Trichloroethane	ND		ug/L	5.0	0.07	1	387507	11/15/25	11/15/25	HMN
1,1-Dichloropropene	ND		ug/L	5.0	0.07	1	387507	11/15/25	11/15/25	HMN
Carbon Tetrachloride	ND		ug/L	5.0	0.07	1	387507	11/15/25	11/15/25	HMN
1,2-Dichloroethane	ND		ug/L	5.0	0.1	1	387507	11/15/25	11/15/25	HMN
Benzene	ND		ug/L	1.0	0.03	1	387507	11/15/25	11/15/25	HMN
Trichloroethene	ND		ug/L	5.0	0.05	1	387507	11/15/25	11/15/25	HMN
1,2-Dichloropropane	ND		ug/L	5.0	0.1	1	387507	11/15/25	11/15/25	HMN
Bromodichloromethane	ND		ug/L	5.0	0.09	1	387507	11/15/25	11/15/25	HMN
Dibromomethane	ND		ug/L	5.0	0.1	1	387507	11/15/25	11/15/25	HMN
4-Methyl-2-Pentanone	ND		ug/L	5.0	1.0	1	387507	11/15/25	11/15/25	HMN
cis-1,3-Dichloropropene	ND		ug/L	5.0	0.06	1	387507	11/15/25	11/15/25	HMN
Toluene	ND		ug/L	5.0	0.06	1	387507	11/15/25	11/15/25	HMN
trans-1,3-Dichloropropene	ND		ug/L	5.0	0.08	1	387507	11/15/25	11/15/25	HMN

Results for any subcontracted analyses are not included in this section.

ENTHALPY ANALYTICAL

Analysis Results for 546876

546876-001 Analyte	Result	Qual	Units	RL	MDL	DF	Batch	Prepared	Analyzed	Chemist
1,1,2-Trichloroethane	ND		ug/L	5.0	0.2	1	387507	11/15/25	11/15/25	HMN
1,3-Dichloropropane	ND		ug/L	5.0	0.1	1	387507	11/15/25	11/15/25	HMN
Tetrachloroethene	ND		ug/L	5.0	0.1	1	387507	11/15/25	11/15/25	HMN
Dibromochloromethane	ND		ug/L	5.0	0.09	1	387507	11/15/25	11/15/25	HMN
1,2-Dibromoethane	ND		ug/L	5.0	0.1	1	387507	11/15/25	11/15/25	HMN
Chlorobenzene	ND		ug/L	5.0	0.09	1	387507	11/15/25	11/15/25	HMN
1,1,1,2-Tetrachloroethane	ND		ug/L	5.0	0.1	1	387507	11/15/25	11/15/25	HMN
Ethylbenzene	ND		ug/L	5.0	0.09	1	387507	11/15/25	11/15/25	HMN
m,p-Xylenes	ND		ug/L	5.0	0.1	1	387507	11/15/25	11/15/25	HMN
o-Xylene	ND		ug/L	5.0	0.06	1	387507	11/15/25	11/15/25	HMN
Styrene	ND		ug/L	5.0	0.09	1	387507	11/15/25	11/15/25	HMN
Bromoform	ND		ug/L	5.0	0.07	1	387507	11/15/25	11/15/25	HMN
Isopropylbenzene	ND		ug/L	5.0	0.05	1	387507	11/15/25	11/15/25	HMN
1,1,2,2-Tetrachloroethane	ND		ug/L	5.0	0.07	1	387507	11/15/25	11/15/25	HMN
1,2,3-Trichloropropane	ND		ug/L	5.0	0.1	1	387507	11/15/25	11/15/25	HMN
Propylbenzene	ND		ug/L	5.0	0.07	1	387507	11/15/25	11/15/25	HMN
Bromobenzene	ND		ug/L	5.0	0.03	1	387507	11/15/25	11/15/25	HMN
1,3,5-Trimethylbenzene	ND		ug/L	5.0	0.06	1	387507	11/15/25	11/15/25	HMN
2-Chlorotoluene	ND		ug/L	5.0	0.05	1	387507	11/15/25	11/15/25	HMN
4-Chlorotoluene	ND		ug/L	5.0	0.06	1	387507	11/15/25	11/15/25	HMN
tert-Butylbenzene	ND		ug/L	5.0	0.03	1	387507	11/15/25	11/15/25	HMN
1,2,4-Trimethylbenzene	ND		ug/L	5.0	0.03	1	387507	11/15/25	11/15/25	HMN
sec-Butylbenzene	ND		ug/L	5.0	0.06	1	387507	11/15/25	11/15/25	HMN
para-Isopropyl Toluene	ND		ug/L	5.0	0.07	1	387507	11/15/25	11/15/25	HMN
1,3-Dichlorobenzene	ND		ug/L	5.0	0.06	1	387507	11/15/25	11/15/25	HMN
1,4-Dichlorobenzene	ND		ug/L	5.0	0.09	1	387507	11/15/25	11/15/25	HMN
n-Butylbenzene	ND		ug/L	5.0	0.06	1	387507	11/15/25	11/15/25	HMN
1,2-Dichlorobenzene	ND		ug/L	5.0	0.09	1	387507	11/15/25	11/15/25	HMN
1,2-Dibromo-3-Chloropropane	ND		ug/L	5.0	0.5	1	387507	11/15/25	11/15/25	HMN
1,2,4-Trichlorobenzene	ND		ug/L	5.0	0.07	1	387507	11/15/25	11/15/25	HMN
Hexachlorobutadiene	ND		ug/L	5.0	0.2	1	387507	11/15/25	11/15/25	HMN
1,2,3-Trichlorobenzene	ND		ug/L	5.0	0.08	1	387507	11/15/25	11/15/25	HMN
cis-1,4-Dichloro-2-butene	ND		ug/L	5.0	0.4	1	387507	11/15/25	11/15/25	HMN
trans-1,4-Dichloro-2-butene	ND		ug/L	5.0	0.4	1	387507	11/15/25	11/15/25	HMN
Xylene (total)	ND		ug/L	5.0		1	387507	11/15/25	11/15/25	HMN
Surrogates				**Limits**						
Dibromofluoromethane	104%		%REC	70-130		1	387507	11/15/25	11/15/25	HMN
1,2-Dichloroethane-d4	107%		%REC	70-130		1	387507	11/15/25	11/15/25	HMN
Toluene-d8	100%		%REC	70-130		1	387507	11/15/25	11/15/25	HMN
Bromofluorobenzene	99%		%REC	70-130		1	387507	11/15/25	11/15/25	HMN
Method: EPA 8270C-SIM Prep Method: EPA 3535										
1,4-Dioxane	**3.2**		ug/L	1.0	0.87	1	387578	11/16/25	11/18/25	ZFA
Surrogates				**Limits**						
1,4-Dioxane-d8 (SUR)	99%		%REC	80-120		1	387578	11/16/25	11/18/25	ZFA
Method: EPA 8270C Prep Method: EPA 3510C										
Carbazole	ND		ug/L	9.5	2.6	0.95	387519	11/16/25	11/16/25	ZFA
N-Nitrosodimethylamine	ND		ug/L	9.5	2.7	0.95	387519	11/16/25	11/16/25	ZFA
Aniline	ND		ug/L	9.5	2.7	0.95	387519	11/16/25	11/16/25	ZFA

Results for any subcontracted analyses are not included in this section.

ENTHALPY ANALYTICAL

Analysis Results for 546876

546876-001 Analyte	Result	Qual	Units	RL	MDL	DF	Batch	Prepared	Analyzed	Chemist
bis(2-Chloroethyl)ether	ND		ug/L	24	3.5	0.95	387519	11/16/25	11/16/25	ZFA
2-Chlorophenol	ND		ug/L	9.5	3.4	0.95	387519	11/16/25	11/16/25	ZFA
1,3-Dichlorobenzene	ND		ug/L	9.5	3.1	0.95	387519	11/16/25	11/16/25	ZFA
1,4-Dichlorobenzene	ND		ug/L	9.5	3.2	0.95	387519	11/16/25	11/16/25	ZFA
Benzyl alcohol	ND		ug/L	24	5.5	0.95	387519	11/16/25	11/16/25	ZFA
1,2-Dichlorobenzene	ND		ug/L	9.5	3.2	0.95	387519	11/16/25	11/16/25	ZFA
bis(2-Chloroisopropyl) ether	ND		ug/L	9.5	3.6	0.95	387519	11/16/25	11/16/25	ZFA
N-Nitroso-di-n-propylamine	ND		ug/L	9.5	3.7	0.95	387519	11/16/25	11/16/25	ZFA
Hexachloroethane	ND		ug/L	9.5	2.9	0.95	387519	11/16/25	11/16/25	ZFA
Nitrobenzene	ND		ug/L	24	8.0	0.95	387519	11/16/25	11/16/25	ZFA
Isophorone	ND		ug/L	9.5	3.5	0.95	387519	11/16/25	11/16/25	ZFA
2-Nitrophenol	ND		ug/L	9.5	5.2	0.95	387519	11/16/25	11/16/25	ZFA
2,4-Dimethylphenol	ND		ug/L	9.5	3.1	0.95	387519	11/16/25	11/16/25	ZFA
bis(2-Chloroethoxy)methane	ND		ug/L	9.5	3.5	0.95	387519	11/16/25	11/16/25	ZFA
2,4-Dichlorophenol	ND		ug/L	9.5	3.5	0.95	387519	11/16/25	11/16/25	ZFA
1,2,4-Trichlorobenzene	ND		ug/L	9.5	3.3	0.95	387519	11/16/25	11/16/25	ZFA
4-Chloroaniline	ND		ug/L	9.5	2.9	0.95	387519	11/16/25	11/16/25	ZFA
Hexachlorobutadiene	ND		ug/L	9.5	2.1	0.95	387519	11/16/25	11/16/25	ZFA
4-Chloro-3-methylphenol	ND		ug/L	9.5	3.4	0.95	387519	11/16/25	11/16/25	ZFA
2-Methylnaphthalene	ND		ug/L	9.5	3.2	0.95	387519	11/16/25	11/16/25	ZFA
Hexachlorocyclopentadiene	ND		ug/L	24	7.4	0.95	387519	11/16/25	11/16/25	ZFA
2,4,6-Trichlorophenol	ND		ug/L	9.5	3.9	0.95	387519	11/16/25	11/16/25	ZFA
2,4,5-Trichlorophenol	ND		ug/L	9.5	3.5	0.95	387519	11/16/25	11/16/25	ZFA
2-Chloronaphthalene	ND		ug/L	9.5	3.2	0.95	387519	11/16/25	11/16/25	ZFA
2-Nitroaniline	ND		ug/L	47	4.1	0.95	387519	11/16/25	11/16/25	ZFA
Dimethylphthalate	ND		ug/L	9.5	3.2	0.95	387519	11/16/25	11/16/25	ZFA
Acenaphthylene	ND		ug/L	9.5	3.7	0.95	387519	11/16/25	11/16/25	ZFA
2,6-Dinitrotoluene	ND		ug/L	9.5	4.2	0.95	387519	11/16/25	11/16/25	ZFA
3-Nitroaniline	ND		ug/L	9.5	3.8	0.95	387519	11/16/25	11/16/25	ZFA
Acenaphthene	ND		ug/L	9.5	3.1	0.95	387519	11/16/25	11/16/25	ZFA
2,4-Dinitrophenol	ND		ug/L	47	14	0.95	387519	11/16/25	11/16/25	ZFA
4-Nitrophenol	ND		ug/L	9.5	8.0	0.95	387519	11/16/25	11/16/25	ZFA
Dibenzofuran	ND		ug/L	9.5	3.0	0.95	387519	11/16/25	11/16/25	ZFA
2,4-Dinitrotoluene	ND		ug/L	9.5	4.0	0.95	387519	11/16/25	11/16/25	ZFA
Diethylphthalate	ND		ug/L	9.5	2.8	0.95	387519	11/16/25	11/16/25	ZFA
Fluorene	ND		ug/L	9.5	3.0	0.95	387519	11/16/25	11/16/25	ZFA
4-Chlorophenyl-phenylether	ND		ug/L	9.5	2.9	0.95	387519	11/16/25	11/16/25	ZFA
4-Nitroaniline	ND		ug/L	9.5	3.2	0.95	387519	11/16/25	11/16/25	ZFA
4,6-Dinitro-2-methylphenol	ND		ug/L	47	16	0.95	387519	11/16/25	11/16/25	ZFA
N-Nitrosodiphenylamine	ND		ug/L	9.5	3.7	0.95	387519	11/16/25	11/16/25	ZFA
1,2-diphenylhydrazine (as azobenzene)	ND		ug/L	9.5	2.8	0.95	387519	11/16/25	11/16/25	ZFA
4-Bromophenyl-phenylether	ND		ug/L	9.5	3.1	0.95	387519	11/16/25	11/16/25	ZFA
Hexachlorobenzene	ND		ug/L	9.5	2.9	0.95	387519	11/16/25	11/16/25	ZFA
Pentachlorophenol	ND		ug/L	24	5.4	0.95	387519	11/16/25	11/16/25	ZFA
Phenanthrene	ND		ug/L	9.5	2.8	0.95	387519	11/16/25	11/16/25	ZFA
Anthracene	ND		ug/L	9.5	2.7	0.95	387519	11/16/25	11/16/25	ZFA
Di-n-butylphthalate	ND		ug/L	9.5	2.9	0.95	387519	11/16/25	11/16/25	ZFA
Fluoranthene	ND		ug/L	9.5	2.7	0.95	387519	11/16/25	11/16/25	ZFA
Benzidine	ND		ug/L	47	18	0.95	387519	11/16/25	11/16/25	ZFA
Pyrene	ND		ug/L	9.5	2.5	0.95	387519	11/16/25	11/16/25	ZFA
Butylbenzylphthalate	ND		ug/L	9.5	3.4	0.95	387519	11/16/25	11/16/25	ZFA

Results for any subcontracted analyses are not included in this section.

ENTHALPY ANALYTICAL

Analysis Results for 546876

546876-001 Analyte	Result	Qual	Units	RL	MDL	DF	Batch	Prepared	Analyzed	Chemist
3,3'-Dichlorobenzidine	ND		ug/L	24	4.9	0.95	387519	11/16/25	11/16/25	ZFA
Benzo(a)anthracene	ND		ug/L	9.5	2.3	0.95	387519	11/16/25	11/16/25	ZFA
Chrysene	ND		ug/L	9.5	2.3	0.95	387519	11/16/25	11/16/25	ZFA
bis(2-Ethylhexyl)phthalate	ND		ug/L	9.5	3.1	0.95	387519	11/16/25	11/16/25	ZFA
Di-n-octylphthalate	ND		ug/L	9.5	4.5	0.95	387519	11/16/25	11/16/25	ZFA
Benzo(b)fluoranthene	ND		ug/L	9.5	2.9	0.95	387519	11/16/25	11/16/25	ZFA
Benzo(k)fluoranthene	ND		ug/L	9.5	3.0	0.95	387519	11/16/25	11/16/25	ZFA
Benzo(a)pyrene	ND		ug/L	9.5	3.0	0.95	387519	11/16/25	11/16/25	ZFA
Indeno(1,2,3-cd)pyrene	ND		ug/L	9.5	4.0	0.95	387519	11/16/25	11/16/25	ZFA
Dibenz(a,h)anthracene	ND		ug/L	9.5	3.9	0.95	387519	11/16/25	11/16/25	ZFA
Benzo(g,h,i)perylene	ND		ug/L	9.5	3.9	0.95	387519	11/16/25	11/16/25	ZFA
Surrogates				**Limits**						
2-Fluorophenol	49%		%REC	15-120		0.95	387519	11/16/25	11/16/25	ZFA
Phenol-d6	31%		%REC	15-120		0.95	387519	11/16/25	11/16/25	ZFA
2,4,6-Tribromophenol	72%		%REC	15-140		0.95	387519	11/16/25	11/16/25	ZFA
Nitrobenzene-d5	81%		%REC	15-123		0.95	387519	11/16/25	11/16/25	ZFA
2-Fluorobiphenyl	72%		%REC	15-120		0.95	387519	11/16/25	11/16/25	ZFA
Terphenyl-d14	74%		%REC	15-120		0.95	387519	11/16/25	11/16/25	ZFA
Method: SM 4500-CN-E Prep Method: METHOD										
Cyanide	ND		mg/L	0.0050	0.0017	0.5	387527	11/15/25	11/17/25	JAK
Method: SM 4500-S2-D Prep Method: METHOD										
Sulfide	ND		mg/L	0.10		1	387823	11/18/25	11/18/25	TXC
Method: SM 5310B Prep Method: SM 5310B										
Total Organic Carbon	**15**		mg/L	1.0	0.49	1	387618	11/19/25	11/20/25	ARM
Method: SM 9221B Prep Method: METHOD										
Coliform, Total	**>1,600**		MPN/100ml	1.8		1	387503	11/14/25 16:29	11/16/25 14:29	BLV
Method: SM 9221F										
Coliform, E. Coli	**350**		MPN/100ml	1.8		1	387503	11/14/25 16:29	11/16/25 14:29	BLV
Method: SM2130B										
Turbidity	**210**		NTU	0.20	0.12	1	387483	11/14/25 17:06	11/14/25 17:06	TRR
Method: SM2320B Prep Method: METHOD										
Bicarbonate	**51**		mg/L	2.4		1	388436	11/26/25	11/26/25	ARM
Alkalinity, Total as CaCO3	**42**		mg/L	2.0		1	388436	11/26/25	11/26/25	ARM
Method: SM2510B Prep Method: METHOD										
Specific Conductance	**180**		umhos/cm	1.0		1	387561	11/16/25	11/16/25	ARM
Method: SM2540C Prep Method: METHOD										
Total Dissolved Solids	**120**		mg/L	10		1	387812	11/18/25	11/19/25	AAB
Method: SM2540D Prep Method: METHOD										
Total Suspended Solids	**370**		mg/L	0.5		1	387817	11/19/25	11/20/25	TRR

Results for any subcontracted analyses are not included in this section.

ENTHALPY ANALYTICAL

Analysis Results for 546876

546876-001 Analyte	Result	Qual	Units	RL	MDL	DF	Batch	Prepared	Analyzed	Chemist
Method: SM5210B Prep Method: METHOD										
Biochemical Oxygen Demand	**19**		mg/L	3.0		1	387437	11/14/25 17:04	11/19/25 15:21	ARM
Method: SM5220D Prep Method: SM 5220D										
Chemical Oxygen Demand	**48**		mg/L	4.0	2.0	1	387876	11/19/25	11/20/25	ARM

Results for any subcontracted analyses are not included in this section.

ENTHALPY ANALYTICAL

Analysis Results for 546876

Sample ID:	Lab ID: 546876-002	Collected: 11/14/25 11:05
SOUTH BASIN - EASTERN INLET	Matrix: Water	

546876-002 Analyte	Result	Qual	Units	RL	MDL	DF	Batch	Prepared	Analyzed	Chemist
Method: EPA 1664A Prep Method: METHOD										
Total Oil and Grease	**5.3**		mg/L	5.0	0.97	1	388327	11/24/25	11/24/25	JAG
Method: EPA 200.7 Prep Method: EPA 3015A										
Calcium	**390**		mg/L	10	4.6	10	387642	11/17/25	11/19/25	CAP
Iron	**120**		mg/L	1.0	0.55	10	387642	11/17/25	11/19/25	CAP
Magnesium	**71**		mg/L	0.10	0.051	1	387642	11/17/25	11/17/25	CAP
Potassium	**61**		mg/L	0.50	0.50	1	387642	11/17/25	11/17/25	CAP
Sodium	**170**		mg/L	0.60	0.38	1	387642	11/17/25	11/17/25	CAP
Method: EPA 200.8 Prep Method: EPA 3015A										
Antimony	ND		ug/L	2.0	1.3	1	387626	11/17/25	11/17/25	KCD
Arsenic	**26**		ug/L	2.0	0.30	1	387626	11/17/25	11/17/25	KCD
Barium	**1,200**		ug/L	100	6.6	20	387626	11/17/25	11/26/25	KCD
Beryllium	**3.7**		ug/L	1.0	0.096	1	387626	11/17/25	11/17/25	KCD
Boron	**580**		ug/L	200	120	20	387626	11/17/25	11/26/25	KCD
Cadmium	**3.1**		ug/L	1.0	0.21	1	387626	11/17/25	11/17/25	KCD
Chromium	**89**		ug/L	5.0	0.40	1	387626	11/17/25	11/17/25	KCD
Cobalt	**45**		ug/L	1.0	0.14	1	387626	11/17/25	11/17/25	KCD
Copper	**170**		ug/L	3.0	0.84	1	387626	11/17/25	11/17/25	KCD
Lead	**140**		ug/L	5.0	0.23	1	387626	11/17/25	11/17/25	KCD
Manganese	**2,200**		ug/L	200	34	20	387626	11/17/25	11/26/25	KCD
Nickel	**85**		ug/L	5.0	0.91	1	387626	11/17/25	11/17/25	KCD
Selenium	**6.6**	J	ug/L	10	5.0	1	387626	11/17/25	11/17/25	KCD
Silver	**0.90**	J	ug/L	5.0	0.37	1	387626	11/17/25	11/17/25	KCD
Thallium	**0.48**	J	ug/L	1.0	0.14	1	387626	11/17/25	11/17/25	KCD
Tin	ND		ug/L	5.0	1.5	1	387626	11/17/25	11/17/25	KCD
Vanadium	**130**		ug/L	5.0	0.59	1	387626	11/17/25	11/17/25	KCD
Zinc	**570**		ug/L	10	7.6	1	387626	11/17/25	11/17/25	KCD
Method: EPA 245.1 Prep Method: EPA 245.1										
Mercury	**0.28**	B,J	ug/L	0.40	0.032	1	387753	11/18/25	11/18/25	MLL
Method: EPA 300.0 Prep Method: METHOD										
Fluoride	**0.13**	J	mg/L	0.20	0.059	1	387492	11/15/25 12:30	11/15/25 23:05	AJL
Chloride	**130**		mg/L	1.0	0.26	1	387492	11/15/25 12:30	11/15/25 23:05	AJL
Nitrogen, Nitrite	**0.21**		mg/L	0.10	0.02	1	387492	11/15/25 12:30	11/15/25 23:05	AJL
Bromide	**0.30**	J	mg/L	0.30	0.061	1	387492	11/15/25 12:30	11/15/25 23:05	AJL
Nitrogen, Nitrate	**4.5**		mg/L	0.10	0.05	1	387492	11/15/25 12:30	11/15/25 23:05	AJL
Sulfate	**570**		mg/L	10	1.8	10	387492	11/15/25 12:30	11/15/25 23:24	AJL

Results for any subcontracted analyses are not included in this section.

ENTHALPY ANALYTICAL

Analysis Results for 546876

546876-002 Analyte	Result	Qual	Units	RL	MDL	DF	Batch	Prepared	Analyzed	Chemist
Method: EPA 350.1 Prep Method: METHOD										
Ammonia-N	**0.35**		mg/L	0.10	0.050	1	387757	11/20/25	11/21/25	JAK
Method: EPA 420.1 Prep Method: METHOD										
Total Phenolics	**0.019**		mg/L	0.010	0.0065	1	388006	11/20/25	11/20/25	LVL
Method: EPA 625.1 Prep Method: EPA 3510C										
Pyridine	ND		ug/L	11	3.0	1.1	387519	11/16/25	11/16/25	ZFA
Phenol	**2.7**	J	ug/L	11	2.3	1.1	387519	11/16/25	11/16/25	ZFA
2-Methylphenol	ND		ug/L	11	3.5	1.1	387519	11/16/25	11/16/25	ZFA
3-,4-Methylphenol	ND		ug/L	11	3.2	1.1	387519	11/16/25	11/16/25	ZFA
Benzoic acid	**16**	J	ug/L	54	12	1.1	387519	11/16/25	11/16/25	ZFA
Naphthalene	ND		ug/L	11	3.9	1.1	387519	11/16/25	11/16/25	ZFA
Cresol	ND		ug/L	11		1.1	387519	11/16/25	11/16/25	ZFA
Method: EPA 8081A Prep Method: EPA 3510C										
alpha-BHC	ND		ug/L	0.05	0.02	0.94	387596	11/16/25	11/25/25	XLY
beta-BHC	ND		ug/L	0.05	0.02	0.94	387596	11/16/25	11/25/25	XLY
gamma-BHC	ND		ug/L	0.05	0.02	0.94	387596	11/16/25	11/25/25	XLY
delta-BHC	ND		ug/L	0.05	0.02	0.94	387596	11/16/25	11/25/25	XLY
Heptachlor	ND		ug/L	0.05	0.01	0.94	387596	11/16/25	11/25/25	XLY
Aldrin	ND		ug/L	0.05	0.02	0.94	387596	11/16/25	11/25/25	XLY
Heptachlor epoxide	ND		ug/L	0.05	0.02	0.94	387596	11/16/25	11/25/25	XLY
Endosulfan I	ND		ug/L	0.05	0.02	0.94	387596	11/16/25	11/25/25	XLY
Dieldrin	ND		ug/L	0.09	0.01	0.94	387596	11/16/25	11/25/25	XLY
4,4'-DDE	ND		ug/L	0.09	0.02	0.94	387596	11/16/25	11/25/25	XLY
Endrin	ND		ug/L	0.09	0.02	0.94	387596	11/16/25	11/25/25	XLY
Endosulfan II	ND		ug/L	0.09	0.02	0.94	387596	11/16/25	11/25/25	XLY
Endosulfan sulfate	ND		ug/L	0.09	0.02	0.94	387596	11/16/25	11/25/25	XLY
4,4'-DDD	ND		ug/L	0.09	0.02	0.94	387596	11/16/25	11/25/25	XLY
Endrin aldehyde	ND		ug/L	0.09	0.02	0.94	387596	11/16/25	11/25/25	XLY
Endrin ketone	ND		ug/L	0.09	0.02	0.94	387596	11/16/25	11/25/25	XLY
4,4'-DDT	ND		ug/L	0.09	0.03	0.94	387596	11/16/25	11/25/25	XLY
Methoxychlor	ND		ug/L	0.09	0.06	0.94	387596	11/16/25	11/25/25	XLY
Toxaphene	ND		ug/L	1.9	0.8	0.94	387596	11/16/25	11/25/25	XLY
Chlordane (Technical)	ND		ug/L	0.9	0.2	0.94	387596	11/16/25	11/25/25	XLY
Surrogates				**Limits**						
TCMX	100%		%REC	29-120		0.94	387596	11/16/25	11/25/25	XLY
Decachlorobiphenyl	78%		%REC	33-132		0.94	387596	11/16/25	11/25/25	XLY
Method: EPA 8082 Prep Method: EPA 3510C										
Aroclor-1016	ND		ug/L	0.47	0.28	0.94	387596	11/16/25	11/25/25	XLY
Aroclor-1221	ND		ug/L	0.47	0.33	0.94	387596	11/16/25	11/25/25	XLY
Aroclor-1232	ND		ug/L	0.47	0.30	0.94	387596	11/16/25	11/25/25	XLY
Aroclor-1242	ND		ug/L	0.47	0.39	0.94	387596	11/16/25	11/25/25	XLY
Aroclor-1248	ND		ug/L	0.47	0.22	0.94	387596	11/16/25	11/25/25	XLY
Aroclor-1254	ND		ug/L	0.47	0.33	0.94	387596	11/16/25	11/25/25	XLY
Aroclor-1260	ND		ug/L	0.47	0.31	0.94	387596	11/16/25	11/25/25	XLY
Aroclor-1262	ND		ug/L	0.47	0.38	0.94	387596	11/16/25	11/25/25	XLY
Aroclor-1268	ND		ug/L	0.47	0.33	0.94	387596	11/16/25	11/25/25	XLY

Results for any subcontracted analyses are not included in this section.

ENTHALPY ANALYTICAL

Analysis Results for 546876

546876-002 Analyte	Result	Qual	Units	RL	MDL	DF	Batch	Prepared	Analyzed	Chemist
Surrogates				**Limits**						
Decachlorobiphenyl (PCB)	78%		%REC	28-138		0.94	387596	11/16/25	11/25/25	XLY
Method: EPA 8260B Prep Method: EPA 5030B										
Carbon Disulfide	ND		ug/L	5.0	0.1	1	387507	11/15/25	11/15/25	HMN
Chloroprene	ND		ug/L	200	0.4	1	387507	11/15/25	11/15/25	HMN
3-Chloropropene	ND		ug/L	5.0	0.3	1	387507	11/15/25	11/15/25	HMN
Ethyl methacrylate	ND		ug/L	50	2.1	1	387507	11/15/25	11/15/25	HMN
Ethanol	ND		ug/L	500	110	1	387507	11/15/25	11/15/25	HMN
2-Hexanone	ND		ug/L	5.0	1.1	1	387507	11/15/25	11/15/25	HMN
Isopropanol (IPA)	ND		ug/L	200	52	1	387507	11/15/25	11/15/25	HMN
Methyl acrylonitrile	ND		ug/L	35	3.7	1	387507	11/15/25	11/15/25	HMN
Vinyl Acetate	ND		ug/L	50	15	1	387507	11/15/25	11/15/25	HMN
Acrolein	ND		ug/L	200	2.7	1	387507	11/15/25	11/15/25	HMN
Acrylonitrile	ND		ug/L	10	0.7	1	387507	11/15/25	11/15/25	HMN
Freon 12	ND		ug/L	5.0	0.08	1	387507	11/15/25	11/15/25	HMN
Chloromethane	ND		ug/L	5.0	0.09	1	387507	11/15/25	11/15/25	HMN
Vinyl Chloride	ND		ug/L	5.0	0.06	1	387507	11/15/25	11/15/25	HMN
Bromomethane	ND		ug/L	5.0	0.1	1	387507	11/15/25	11/15/25	HMN
Chloroethane	ND		ug/L	5.0	0.1	1	387507	11/15/25	11/15/25	HMN
Trichlorofluoromethane	ND		ug/L	5.0	0.05	1	387507	11/15/25	11/15/25	HMN
Iodomethane	ND		ug/L	5.0		1	387507	11/15/25	11/15/25	HMN
Acetone	ND		ug/L	100	5.0	1	387507	11/15/25	11/15/25	HMN
Freon 113	ND		ug/L	5.0	0.1	1	387507	11/15/25	11/15/25	HMN
1,1-Dichloroethene	ND		ug/L	5.0	0.09	1	387507	11/15/25	11/15/25	HMN
Methylene Chloride	ND		ug/L	10	0.2	1	387507	11/15/25	11/15/25	HMN
MTBE	ND		ug/L	5.0	0.08	1	387507	11/15/25	11/15/25	HMN
trans-1,2-Dichloroethene	ND		ug/L	5.0	0.1	1	387507	11/15/25	11/15/25	HMN
1,1-Dichloroethane	ND		ug/L	5.0	0.06	1	387507	11/15/25	11/15/25	HMN
2-Butanone	ND		ug/L	10	1.5	1	387507	11/15/25	11/15/25	HMN
cis-1,2-Dichloroethene	ND		ug/L	5.0	0.06	1	387507	11/15/25	11/15/25	HMN
2,2-Dichloropropane	ND		ug/L	5.0	0.1	1	387507	11/15/25	11/15/25	HMN
Chloroform	ND		ug/L	5.0	0.08	1	387507	11/15/25	11/15/25	HMN
Bromochloromethane	ND		ug/L	5.0	0.2	1	387507	11/15/25	11/15/25	HMN
1,1,1-Trichloroethane	ND		ug/L	5.0	0.07	1	387507	11/15/25	11/15/25	HMN
1,1-Dichloropropene	ND		ug/L	5.0	0.07	1	387507	11/15/25	11/15/25	HMN
Carbon Tetrachloride	ND		ug/L	5.0	0.07	1	387507	11/15/25	11/15/25	HMN
1,2-Dichloroethane	ND		ug/L	5.0	0.1	1	387507	11/15/25	11/15/25	HMN
Benzene	ND		ug/L	1.0	0.03	1	387507	11/15/25	11/15/25	HMN
Trichloroethene	ND		ug/L	5.0	0.05	1	387507	11/15/25	11/15/25	HMN
1,2-Dichloropropane	ND		ug/L	5.0	0.1	1	387507	11/15/25	11/15/25	HMN
Bromodichloromethane	ND		ug/L	5.0	0.09	1	387507	11/15/25	11/15/25	HMN
Dibromomethane	ND		ug/L	5.0	0.1	1	387507	11/15/25	11/15/25	HMN
4-Methyl-2-Pentanone	ND		ug/L	5.0	1.0	1	387507	11/15/25	11/15/25	HMN
cis-1,3-Dichloropropene	ND		ug/L	5.0	0.06	1	387507	11/15/25	11/15/25	HMN
Toluene	ND		ug/L	5.0	0.06	1	387507	11/15/25	11/15/25	HMN
trans-1,3-Dichloropropene	ND		ug/L	5.0	0.08	1	387507	11/15/25	11/15/25	HMN
1,1,2-Trichloroethane	ND		ug/L	5.0	0.2	1	387507	11/15/25	11/15/25	HMN
1,3-Dichloropropane	ND		ug/L	5.0	0.1	1	387507	11/15/25	11/15/25	HMN
Tetrachloroethene	ND		ug/L	5.0	0.1	1	387507	11/15/25	11/15/25	HMN
Dibromochloromethane	ND		ug/L	5.0	0.09	1	387507	11/15/25	11/15/25	HMN
1,2-Dibromoethane	ND		ug/L	5.0	0.1	1	387507	11/15/25	11/15/25	HMN

Results for any subcontracted analyses are not included in this section.

Analysis Results for 546876

546876-002 Analyte	Result	Qual	Units	RL	MDL	DF	Batch	Prepared	Analyzed	Chemist
Chlorobenzene	ND		ug/L	5.0	0.09	1	387507	11/15/25	11/15/25	HMN
1,1,1,2-Tetrachloroethane	ND		ug/L	5.0	0.1	1	387507	11/15/25	11/15/25	HMN
Ethylbenzene	ND		ug/L	5.0	0.09	1	387507	11/15/25	11/15/25	HMN
m,p-Xylenes	ND		ug/L	5.0	0.1	1	387507	11/15/25	11/15/25	HMN
o-Xylene	ND		ug/L	5.0	0.06	1	387507	11/15/25	11/15/25	HMN
Styrene	ND		ug/L	5.0	0.09	1	387507	11/15/25	11/15/25	HMN
Bromoform	ND		ug/L	5.0	0.07	1	387507	11/15/25	11/15/25	HMN
Isopropylbenzene	ND		ug/L	5.0	0.05	1	387507	11/15/25	11/15/25	HMN
1,1,2,2-Tetrachloroethane	ND		ug/L	5.0	0.07	1	387507	11/15/25	11/15/25	HMN
1,2,3-Trichloropropane	ND		ug/L	5.0	0.1	1	387507	11/15/25	11/15/25	HMN
Propylbenzene	ND		ug/L	5.0	0.07	1	387507	11/15/25	11/15/25	HMN
Bromobenzene	ND		ug/L	5.0	0.03	1	387507	11/15/25	11/15/25	HMN
1,3,5-Trimethylbenzene	ND		ug/L	5.0	0.06	1	387507	11/15/25	11/15/25	HMN
2-Chlorotoluene	ND		ug/L	5.0	0.05	1	387507	11/15/25	11/15/25	HMN
4-Chlorotoluene	ND		ug/L	5.0	0.06	1	387507	11/15/25	11/15/25	HMN
tert-Butylbenzene	ND		ug/L	5.0	0.03	1	387507	11/15/25	11/15/25	HMN
1,2,4-Trimethylbenzene	ND		ug/L	5.0	0.03	1	387507	11/15/25	11/15/25	HMN
sec-Butylbenzene	ND		ug/L	5.0	0.06	1	387507	11/15/25	11/15/25	HMN
para-Isopropyl Toluene	ND		ug/L	5.0	0.07	1	387507	11/15/25	11/15/25	HMN
1,3-Dichlorobenzene	ND		ug/L	5.0	0.06	1	387507	11/15/25	11/15/25	HMN
1,4-Dichlorobenzene	ND		ug/L	5.0	0.09	1	387507	11/15/25	11/15/25	HMN
n-Butylbenzene	ND		ug/L	5.0	0.06	1	387507	11/15/25	11/15/25	HMN
1,2-Dichlorobenzene	ND		ug/L	5.0	0.09	1	387507	11/15/25	11/15/25	HMN
1,2-Dibromo-3-Chloropropane	ND		ug/L	5.0	0.5	1	387507	11/15/25	11/15/25	HMN
1,2,4-Trichlorobenzene	ND		ug/L	5.0	0.07	1	387507	11/15/25	11/15/25	HMN
Hexachlorobutadiene	ND		ug/L	5.0	0.2	1	387507	11/15/25	11/15/25	HMN
1,2,3-Trichlorobenzene	ND		ug/L	5.0	0.08	1	387507	11/15/25	11/15/25	HMN
cis-1,4-Dichloro-2-butene	ND		ug/L	5.0	0.4	1	387507	11/15/25	11/15/25	HMN
trans-1,4-Dichloro-2-butene	ND		ug/L	5.0	0.4	1	387507	11/15/25	11/15/25	HMN
Xylene (total)	ND		ug/L	5.0		1	387507	11/15/25	11/15/25	HMN
Surrogates				**Limits**						
Dibromofluoromethane	103%		%REC	70-130		1	387507	11/15/25	11/15/25	HMN
1,2-Dichloroethane-d4	108%		%REC	70-130		1	387507	11/15/25	11/15/25	HMN
Toluene-d8	97%		%REC	70-130		1	387507	11/15/25	11/15/25	HMN
Bromofluorobenzene	99%		%REC	70-130		1	387507	11/15/25	11/15/25	HMN
Method: EPA 8270C-SIM Prep Method: EPA 3535										
1,4-Dioxane	ND		ug/L	1.0	0.87	1	387578	11/16/25	11/18/25	ZFA
Surrogates				**Limits**						
1,4-Dioxane-d8 (SUR)	101%		%REC	80-120		1	387578	11/16/25	11/18/25	ZFA
Method: EPA 8270C Prep Method: EPA 3510C										
Carbazole	ND		ug/L	11	3.0	1.1	387519	11/16/25	11/16/25	ZFA
N-Nitrosodimethylamine	ND		ug/L	11	3.1	1.1	387519	11/16/25	11/16/25	ZFA
Aniline	ND		ug/L	11	3.1	1.1	387519	11/16/25	11/16/25	ZFA
bis(2-Chloroethyl)ether	ND		ug/L	27	4.0	1.1	387519	11/16/25	11/16/25	ZFA
2-Chlorophenol	ND		ug/L	11	3.9	1.1	387519	11/16/25	11/16/25	ZFA
1,3-Dichlorobenzene	ND		ug/L	11	3.5	1.1	387519	11/16/25	11/16/25	ZFA
1,4-Dichlorobenzene	ND		ug/L	11	3.6	1.1	387519	11/16/25	11/16/25	ZFA
Benzyl alcohol	ND		ug/L	27	6.2	1.1	387519	11/16/25	11/16/25	ZFA

Results for any subcontracted analyses are not included in this section.

ENTHALPY ANALYTICAL

Analysis Results for 546876

546876-002 Analyte	Result	Qual	Units	RL	MDL	DF	Batch	Prepared	Analyzed	Chemist
1,2-Dichlorobenzene	ND		ug/L	11	3.6	1.1	387519	11/16/25	11/16/25	ZFA
bis(2-Chloroisopropyl) ether	ND		ug/L	11	4.1	1.1	387519	11/16/25	11/16/25	ZFA
N-Nitroso-di-n-propylamine	ND		ug/L	11	4.1	1.1	387519	11/16/25	11/16/25	ZFA
Hexachloroethane	ND		ug/L	11	3.2	1.1	387519	11/16/25	11/16/25	ZFA
Nitrobenzene	ND		ug/L	27	9.0	1.1	387519	11/16/25	11/16/25	ZFA
Isophorone	ND		ug/L	11	4.0	1.1	387519	11/16/25	11/16/25	ZFA
2-Nitrophenol	ND		ug/L	11	5.8	1.1	387519	11/16/25	11/16/25	ZFA
2,4-Dimethylphenol	ND		ug/L	11	3.5	1.1	387519	11/16/25	11/16/25	ZFA
bis(2-Chloroethoxy)methane	ND		ug/L	11	3.9	1.1	387519	11/16/25	11/16/25	ZFA
2,4-Dichlorophenol	ND		ug/L	11	4.0	1.1	387519	11/16/25	11/16/25	ZFA
1,2,4-Trichlorobenzene	ND		ug/L	11	3.7	1.1	387519	11/16/25	11/16/25	ZFA
4-Chloroaniline	ND		ug/L	11	3.3	1.1	387519	11/16/25	11/16/25	ZFA
Hexachlorobutadiene	ND		ug/L	11	2.4	1.1	387519	11/16/25	11/16/25	ZFA
4-Chloro-3-methylphenol	ND		ug/L	11	3.9	1.1	387519	11/16/25	11/16/25	ZFA
2-Methylnaphthalene	ND		ug/L	11	3.6	1.1	387519	11/16/25	11/16/25	ZFA
Hexachlorocyclopentadiene	ND		ug/L	27	8.4	1.1	387519	11/16/25	11/16/25	ZFA
2,4,6-Trichlorophenol	ND		ug/L	11	4.4	1.1	387519	11/16/25	11/16/25	ZFA
2,4,5-Trichlorophenol	ND		ug/L	11	4.0	1.1	387519	11/16/25	11/16/25	ZFA
2-Chloronaphthalene	ND		ug/L	11	3.7	1.1	387519	11/16/25	11/16/25	ZFA
2-Nitroaniline	ND		ug/L	54	4.7	1.1	387519	11/16/25	11/16/25	ZFA
Dimethylphthalate	ND		ug/L	11	3.7	1.1	387519	11/16/25	11/16/25	ZFA
Acenaphthylene	ND		ug/L	11	4.1	1.1	387519	11/16/25	11/16/25	ZFA
2,6-Dinitrotoluene	ND		ug/L	11	4.8	1.1	387519	11/16/25	11/16/25	ZFA
3-Nitroaniline	ND		ug/L	11	4.3	1.1	387519	11/16/25	11/16/25	ZFA
Acenaphthene	ND		ug/L	11	3.5	1.1	387519	11/16/25	11/16/25	ZFA
2,4-Dinitrophenol	ND		ug/L	54	16	1.1	387519	11/16/25	11/16/25	ZFA
4-Nitrophenol	ND		ug/L	11	9.1	1.1	387519	11/16/25	11/16/25	ZFA
Dibenzofuran	ND		ug/L	11	3.4	1.1	387519	11/16/25	11/16/25	ZFA
2,4-Dinitrotoluene	ND		ug/L	11	4.6	1.1	387519	11/16/25	11/16/25	ZFA
Diethylphthalate	ND		ug/L	11	3.1	1.1	387519	11/16/25	11/16/25	ZFA
Fluorene	ND		ug/L	11	3.4	1.1	387519	11/16/25	11/16/25	ZFA
4-Chlorophenyl-phenylether	ND		ug/L	11	3.3	1.1	387519	11/16/25	11/16/25	ZFA
4-Nitroaniline	ND		ug/L	11	3.6	1.1	387519	11/16/25	11/16/25	ZFA
4,6-Dinitro-2-methylphenol	ND		ug/L	54	18	1.1	387519	11/16/25	11/16/25	ZFA
N-Nitrosodiphenylamine	ND		ug/L	11	4.2	1.1	387519	11/16/25	11/16/25	ZFA
1,2-diphenylhydrazine (as azobenzene)	ND		ug/L	11	3.1	1.1	387519	11/16/25	11/16/25	ZFA
4-Bromophenyl-phenylether	ND		ug/L	11	3.5	1.1	387519	11/16/25	11/16/25	ZFA
Hexachlorobenzene	ND		ug/L	11	3.3	1.1	387519	11/16/25	11/16/25	ZFA
Pentachlorophenol	ND		ug/L	27	6.1	1.1	387519	11/16/25	11/16/25	ZFA
Phenanthrene	ND		ug/L	11	3.1	1.1	387519	11/16/25	11/16/25	ZFA
Anthracene	ND		ug/L	11	3.0	1.1	387519	11/16/25	11/16/25	ZFA
Di-n-butylphthalate	ND		ug/L	11	3.2	1.1	387519	11/16/25	11/16/25	ZFA
Fluoranthene	ND		ug/L	11	3.0	1.1	387519	11/16/25	11/16/25	ZFA
Benzidine	ND		ug/L	54	20	1.1	387519	11/16/25	11/16/25	ZFA
Pyrene	ND		ug/L	11	2.9	1.1	387519	11/16/25	11/16/25	ZFA
Butylbenzylphthalate	ND		ug/L	11	3.9	1.1	387519	11/16/25	11/16/25	ZFA
3,3'-Dichlorobenzidine	ND		ug/L	27	5.6	1.1	387519	11/16/25	11/16/25	ZFA
Benzo(a)anthracene	ND		ug/L	11	2.6	1.1	387519	11/16/25	11/16/25	ZFA
Chrysene	ND		ug/L	11	2.7	1.1	387519	11/16/25	11/16/25	ZFA
bis(2-Ethylhexyl)phthalate	ND		ug/L	11	3.6	1.1	387519	11/16/25	11/16/25	ZFA
Di-n-octylphthalate	ND		ug/L	11	5.1	1.1	387519	11/16/25	11/16/25	ZFA

Results for any subcontracted analyses are not included in this section.

ENTHALPY ANALYTICAL

Analysis Results for 546876

546876-002 Analyte	Result	Qual	Units	RL	MDL	DF	Batch	Prepared	Analyzed	Chemist
Benzo(b)fluoranthene	ND		ug/L	11	3.3	1.1	387519	11/16/25	11/16/25	ZFA
Benzo(k)fluoranthene	ND		ug/L	11	3.4	1.1	387519	11/16/25	11/16/25	ZFA
Benzo(a)pyrene	ND		ug/L	11	3.4	1.1	387519	11/16/25	11/16/25	ZFA
Indeno(1,2,3-cd)pyrene	ND		ug/L	11	4.5	1.1	387519	11/16/25	11/16/25	ZFA
Dibenz(a,h)anthracene	ND		ug/L	11	4.5	1.1	387519	11/16/25	11/16/25	ZFA
Benzo(g,h,i)perylene	ND		ug/L	11	4.4	1.1	387519	11/16/25	11/16/25	ZFA
Surrogates				**Limits**						
2-Fluorophenol	55%		%REC	15-120		1.1	387519	11/16/25	11/16/25	ZFA
Phenol-d6	35%		%REC	15-120		1.1	387519	11/16/25	11/16/25	ZFA
2,4,6-Tribromophenol	79%		%REC	15-140		1.1	387519	11/16/25	11/16/25	ZFA
Nitrobenzene-d5	79%		%REC	15-123		1.1	387519	11/16/25	11/16/25	ZFA
2-Fluorobiphenyl	74%		%REC	15-120		1.1	387519	11/16/25	11/16/25	ZFA
Terphenyl-d14	78%		%REC	15-120		1.1	387519	11/16/25	11/16/25	ZFA
Method: SM 4500-CN-E Prep Method: METHOD										
Cyanide	**0.0026**	J	mg/L	0.0050	0.0017	0.5	387527	11/15/25	11/17/25	JAK
Method: SM 4500-S2-D Prep Method: METHOD										
Sulfide	ND		mg/L	0.10		1	387823	11/18/25	11/18/25	TXC
Method: SM 5310B Prep Method: SM 5310B										
Total Organic Carbon	**63**		mg/L	1.0	0.49	1	387618	11/19/25	11/20/25	ARM
Method: SM 9221B Prep Method: METHOD										
Coliform, Total	**>1,600**		MPN/100ml	1.8		1	387503	11/14/25 16:29	11/16/25 14:29	BLV
Method: SM 9221F										
Coliform, E. Coli	**>1,600**		MPN/100ml	1.8		1	387503	11/14/25 16:29	11/16/25 14:29	BLV
Method: SM2130B										
Turbidity	**4,600**		NTU	4.0	2.5	20	387483	11/14/25 17:06	11/14/25 17:06	TRR
Method: SM2320B Prep Method: METHOD										
Bicarbonate	**140**		mg/L	2.4		1	388436	11/26/25	11/26/25	ARM
Alkalinity, Total as CaCO3	**110**		mg/L	2.0		1	388436	11/26/25	11/26/25	ARM
Method: SM2510B Prep Method: METHOD										
Specific Conductance	**1,770**		umhos/cm	1.0		1	387561	11/16/25	11/16/25	ARM
Method: SM2540C Prep Method: METHOD										
Total Dissolved Solids	**1,400**		mg/L	20		2	387812	11/18/25	11/19/25	AAB
Method: SM2540D Prep Method: METHOD										
Total Suspended Solids	**3,400**		mg/L	0.5		1	387817	11/19/25	11/20/25	TRR
Method: SM5210B Prep Method: METHOD										
Biochemical Oxygen Demand	**26**		mg/L	3.0		1	387437	11/14/25 17:04	11/19/25 15:21	ARM
Method: SM5220D Prep Method: SM 5220D										

Results for any subcontracted analyses are not included in this section.

Analysis Results for 546876

546876-002 Analyte	Result	Qual	Units	RL	MDL	DF	Batch	Prepared	Analyzed	Chemist
Chemical Oxygen Demand	**220**		mg/L	8.0	3.9	2	388020	11/20/25	11/21/25	ARM

> Value exceeds indicated concentration
B Contamination found in associated Method Blank
J Estimated value
ND Not Detected

Results for any subcontracted analyses are not included in this section.

ENTHALPY ANALYTICAL

Batch QC

Type: Blank	**Lab ID: QC1316586**	**Batch: 388327**
Matrix: Water	**Method: EPA 1664A**	**Prep Method: METHOD**

QC1316586 Analyte	Result	Qual	Units	RL	MDL	Prepared	Analyzed
Total Oil and Grease	ND		mg/L	5.0	0.97	11/24/25	11/24/25

Type: Lab Control Sample	**Lab ID: QC1316587**	**Batch: 388327**
Matrix: Water	**Method: EPA 1664A**	**Prep Method: METHOD**

QC1316587 Analyte	Result	Spiked	Units	Recovery	Qual	Limits
Total Oil and Grease	35.90	40.00	mg/L	90%		78-114

Type: Lab Control Sample Duplicate	**Lab ID: QC1316588**	**Batch: 388327**
Matrix: Water	**Method: EPA 1664A**	**Prep Method: METHOD**

QC1316588 Analyte	Result	Spiked	Units	Recovery	Qual	Limits	RPD	RPD Lim
Total Oil and Grease	36.00	40.00	mg/L	90%		78-114	0	18

Type: Blank	**Lab ID: QC1314021**	**Batch: 387642**
Matrix: Water	**Method: EPA 200.7**	**Prep Method: EPA 3015A**

QC1314021 Analyte	Result	Qual	Units	RL	MDL	Prepared	Analyzed
Calcium	ND		mg/L	0.46	0.46	11/17/25	11/19/25
Iron	ND		mg/L	0.055	0.055	11/17/25	11/17/25
Magnesium	ND		mg/L	0.10	0.051	11/17/25	11/17/25
Potassium	ND		mg/L	0.50	0.50	11/17/25	11/17/25
Sodium	ND		mg/L	0.50	0.38	11/17/25	11/17/25

Type: Lab Control Sample	**Lab ID: QC1314022**	**Batch: 387642**
Matrix: Water	**Method: EPA 200.7**	**Prep Method: EPA 3015A**

QC1314022 Analyte	Result	Spiked	Units	Recovery	Qual	Limits
Calcium	19.47	20.40	mg/L	95%		85-115
Iron	0.3849	0.4000	mg/L	96%		85-115
Magnesium	19.68	20.40	mg/L	96%		85-115
Potassium	23.79	24.00	mg/L	99%		85-115
Sodium	20.10	20.40	mg/L	99%		85-115

ENTHALPY ANALYTICAL

Batch QC

Type:	Matrix Spike	Lab ID:	QC1314023	Batch:	387642
Matrix (Source ID):	Water (546780-001)	Method:	EPA 200.7	Prep Method:	EPA 3015A

QC1314023 Analyte	Result	Source Sample Result	Spiked	Units	Recovery	Qual	Limits	DF
Calcium	341.1	322.9	20.40	mg/L	89%	E,NM	75-125	1
Iron	3.799	3.760	0.4000	mg/L	10%	NM	75-125	1
Magnesium	23.06	2.890	20.40	mg/L	99%		75-125	1
Potassium	28.06	2.541	24.00	mg/L	106%		75-125	1
Sodium	26.65	5.032	20.40	mg/L	106%		75-125	1

Type:	Matrix Spike Duplicate	Lab ID:	QC1314024	Batch:	387642
Matrix (Source ID):	Water (546780-001)	Method:	EPA 200.7	Prep Method:	EPA 3015A

QC1314024 Analyte	Result	Source Sample Result	Spiked	Units	Recovery	Qual	Limits	RPD	RPD Lim	DF
Calcium	339.8	322.9	20.40	mg/L	83%	E,NM	75-125		20	1
Iron	3.941	3.760	0.4000	mg/L	45%	NM	75-125	4	20	1
Magnesium	22.58	2.890	20.40	mg/L	97%		75-125	2	20	1
Potassium	27.40	2.541	24.00	mg/L	104%		75-125	2	20	1
Sodium	26.14	5.032	20.40	mg/L	103%		75-125	2	20	1

Type:	Matrix Spike	Lab ID:	QC1314025	Batch:	387642
Matrix (Source ID):	Water (546780-002)	Method:	EPA 200.7	Prep Method:	EPA 3015A

QC1314025 Analyte	Result	Source Sample Result	Spiked	Units	Recovery	Qual	Limits	DF
Calcium	561.1	546.2	20.40	mg/L	73%	E,NM	75-125	1
Iron	1.981	1.862	0.4000	mg/L	30%	NM	75-125	1
Magnesium	26.41	6.352	20.40	mg/L	98%		75-125	1
Potassium	32.70	6.667	24.00	mg/L	108%		75-125	1
Sodium	43.12	22.11	20.40	mg/L	103%		75-125	1

Type:	Matrix Spike Duplicate	Lab ID:	QC1314026	Batch:	387642
Matrix (Source ID):	Water (546780-002)	Method:	EPA 200.7	Prep Method:	EPA 3015A

QC1314026 Analyte	Result	Source Sample Result	Spiked	Units	Recovery	Qual	Limits	RPD	RPD Lim	DF
Calcium	556.6	546.2	20.40	mg/L	51%	E,NM	75-125		20	1
Iron	1.951	1.862	0.4000	mg/L	22%	NM	75-125	2	20	1
Magnesium	27.39	6.352	20.40	mg/L	103%		75-125	4	20	1
Potassium	33.92	6.667	24.00	mg/L	114%		75-125	4	20	1
Sodium	44.25	22.11	20.40	mg/L	109%		75-125	3	20	1

ENTHALPY ANALYTICAL

Batch QC

Type:	**Serial Dilution**	**Lab ID:**	**QC1314103**	**Batch:**	**387642**
Matrix (Source ID):	**Water (546678-002)**	**Method:**	**EPA 200.7**	**Prep Method:**	**EPA 3015A**

QC1314103 Analyte	Result	Source Sample Result	Units	Qual	RPD	RPD Lim	DF
Calcium	7.761	7.721	mg/L				5
Iron	6.682	6.673	mg/L				5
Magnesium	3.211	3.134	mg/L				5
Potassium	ND	1.368	mg/L				5
Sodium	ND	1.943	mg/L				5

Type:	**Blank**	**Lab ID:**	**QC1313962**	**Batch:**	**387626**
Matrix:	**Water**	**Method:**	**EPA 200.8**	**Prep Method:**	**EPA 3015A**

QC1313962 Analyte	Result	Qual	Units	RL	MDL	Prepared	Analyzed
Antimony	ND		ug/L	2.0	1.3	11/17/25	11/17/25
Arsenic	ND		ug/L	2.0	0.30	11/17/25	11/17/25
Barium	ND		ug/L	5.0	0.44	11/17/25	11/17/25
Beryllium	ND		ug/L	1.0	0.096	11/17/25	11/17/25
Boron	ND		ug/L	10	6.0	11/17/25	11/26/25
Cadmium	ND		ug/L	1.0	0.21	11/17/25	11/17/25
Chromium	0.40	J	ug/L	5.0	0.40	11/17/25	11/17/25
Cobalt	ND		ug/L	1.0	0.14	11/17/25	11/17/25
Copper	ND		ug/L	3.0	0.84	11/17/25	11/17/25
Lead	ND		ug/L	5.0	0.23	11/17/25	11/17/25
Manganese	ND		ug/L	10	4.3	11/17/25	11/17/25
Nickel	ND		ug/L	5.0	0.91	11/17/25	11/17/25
Selenium	ND		ug/L	10	5.0	11/17/25	11/17/25
Silver	ND		ug/L	5.0	0.37	11/17/25	11/17/25
Thallium	ND		ug/L	1.0	0.14	11/17/25	11/17/25
Tin	ND		ug/L	5.0	1.5	11/17/25	11/17/25
Vanadium	ND		ug/L	5.0	0.59	11/17/25	11/17/25
Zinc	ND		ug/L	10	7.6	11/17/25	11/17/25

ENTHALPY ANALYTICAL

Batch QC

Type:	**Lab Control Sample**	**Lab ID:**	**QC1313963**	**Batch:**	**387626**
Matrix:	**Water**	**Method:**	**EPA 200.8**	**Prep Method:**	**EPA 3015A**

QC1313963 Analyte	Result	Spiked	Units	Recovery	Qual	Limits
Antimony	104.9	100.0	ug/L	105%		85-115
Arsenic	100.1	100.0	ug/L	100%		85-115
Barium	99.16	100.0	ug/L	99%		85-115
Beryllium	99.07	100.0	ug/L	99%		85-115
Boron	102.5	100.0	ug/L	103%		85-115
Cadmium	99.14	100.0	ug/L	99%		85-115
Chromium	101.6	100.0	ug/L	102%		85-115
Cobalt	106.9	100.0	ug/L	107%		85-115
Copper	105.9	100.0	ug/L	106%		85-115
Lead	95.67	100.0	ug/L	96%		85-115
Manganese	103.2	100.0	ug/L	103%		85-115
Nickel	106.5	100.0	ug/L	107%		85-115
Selenium	97.10	100.0	ug/L	97%		85-115
Silver	49.08	50.00	ug/L	98%		85-115
Thallium	95.79	100.0	ug/L	96%		85-115
Tin	100.3	100.0	ug/L	100%		85-115
Vanadium	102.0	100.0	ug/L	102%		85-115
Zinc	101.4	100.0	ug/L	101%		85-115

Type:	**Matrix Spike**	**Lab ID:**	**QC1313964**	**Batch:**	**387626**
Matrix (Source ID):	**Water (546804-001)**	**Method:**	**EPA 200.8**	**Prep Method:**	**EPA 3015A**

QC1313964 Analyte	Result	Source Sample Result	Spiked	Units	Recovery	Qual	Limits	DF
Antimony	103.4	ND	100.0	ug/L	103%		70-130	1
Arsenic	99.31	ND	100.0	ug/L	99%		70-130	1
Barium	98.05	ND	100.0	ug/L	98%		70-130	1
Beryllium	98.73	ND	100.0	ug/L	99%		70-130	1
Boron	251.1	178.1	100.0	ug/L	73%		70-130	10
Cadmium	97.81	ND	100.0	ug/L	98%		70-130	1
Chromium	100.9	ND	100.0	ug/L	101%		70-130	1
Cobalt	106.3	ND	100.0	ug/L	106%		70-130	1
Copper	106.1	ND	100.0	ug/L	106%		70-130	1
Lead	102.9	ND	100.0	ug/L	103%		70-130	1
Manganese	103.2	ND	100.0	ug/L	103%		70-130	1
Nickel	105.3	ND	100.0	ug/L	105%		70-130	1
Selenium	97.43	ND	100.0	ug/L	97%		70-130	1
Silver	48.60	ND	50.00	ug/L	97%		70-130	1
Thallium	103.4	ND	100.0	ug/L	103%		70-130	1
Tin	115.7	ND	100.0	ug/L	116%		70-130	1
Vanadium	101.2	ND	100.0	ug/L	101%		70-130	1
Zinc	104.8	ND	100.0	ug/L	105%		70-130	1

ENTHALPY ANALYTICAL

Batch QC

Type:	Matrix Spike Duplicate	Lab ID:	QC1313965	Batch:	387626
Matrix (Source ID):	Water (546804-001)	Method:	EPA 200.8	Prep Method:	EPA 3015A

QC1313965 Analyte	Result	Source Sample Result	Spiked	Units	Recovery	Qual	Limits	RPD	RPD Lim	DF
Antimony	106.4	ND	100.0	ug/L	106%		70-130	3	20	1
Arsenic	101.4	ND	100.0	ug/L	101%		70-130	2	20	1
Barium	101.6	ND	100.0	ug/L	102%		70-130	4	20	1
Beryllium	101.9	ND	100.0	ug/L	102%		70-130	3	20	1
Boron	241.7	178.1	100.0	ug/L	64%	*	70-130	4	20	10
Cadmium	100.8	ND	100.0	ug/L	101%		70-130	3	20	1
Chromium	102.1	ND	100.0	ug/L	102%		70-130	1	20	1
Cobalt	106.6	ND	100.0	ug/L	107%		70-130	0	20	1
Copper	107.0	ND	100.0	ug/L	107%		70-130	1	20	1
Lead	100.0	ND	100.0	ug/L	100%		70-130	3	20	1
Manganese	105.1	ND	100.0	ug/L	105%		70-130	2	20	1
Nickel	107.1	ND	100.0	ug/L	107%		70-130	2	20	1
Selenium	98.37	ND	100.0	ug/L	98%		70-130	1	20	1
Silver	49.91	ND	50.00	ug/L	100%		70-130	3	20	1
Thallium	100.6	ND	100.0	ug/L	101%		70-130	3	20	1
Tin	101.0	ND	100.0	ug/L	101%		70-130	14	20	1
Vanadium	102.1	ND	100.0	ug/L	102%		70-130	1	20	1
Zinc	103.0	ND	100.0	ug/L	103%		70-130	2	20	1

Type:	Matrix Spike	Lab ID:	QC1313966	Batch:	387626
Matrix (Source ID):	Water (546805-001)	Method:	EPA 200.8	Prep Method:	EPA 3015A

QC1313966 Analyte	Result	Source Sample Result	Spiked	Units	Recovery	Qual	Limits	DF
Antimony	98.43	ND	100.0	ug/L	98%		70-130	1
Arsenic	102.1	ND	100.0	ug/L	102%		70-130	1
Barium	94.04	ND	100.0	ug/L	94%		70-130	1
Beryllium	99.21	ND	100.0	ug/L	99%		70-130	1
Boron	150.1	97.77	100.0	ug/L	52%	*	70-130	10
Cadmium	94.27	ND	100.0	ug/L	94%		70-130	1
Chromium	103.1	ND	100.0	ug/L	103%		70-130	1
Cobalt	107.7	ND	100.0	ug/L	108%		70-130	1
Copper	106.6	ND	100.0	ug/L	107%		70-130	1
Lead	99.92	ND	100.0	ug/L	100%		70-130	1
Manganese	103.8	ND	100.0	ug/L	104%		70-130	1
Nickel	107.4	ND	100.0	ug/L	107%		70-130	1
Selenium	98.84	ND	100.0	ug/L	99%		70-130	1
Silver	46.33	ND	50.00	ug/L	93%		70-130	1
Thallium	100.5	ND	100.0	ug/L	101%		70-130	1
Tin	101.7	ND	100.0	ug/L	102%		70-130	1
Vanadium	102.4	ND	100.0	ug/L	102%		70-130	1
Zinc	101.9	ND	100.0	ug/L	102%		70-130	1

ENTHALPY ANALYTICAL

Batch QC

Type:	Matrix Spike Duplicate	Lab ID:	QC1313967	Batch:	387626
Matrix (Source ID):	Water (546805-001)	Method:	EPA 200.8	Prep Method:	EPA 3015A

QC1313967 Analyte	Result	Source Sample Result	Spiked	Units	Recovery	Qual	Limits	RPD	RPD Lim	DF
Antimony	104.2	ND	100.0	ug/L	104%		70-130	6	20	1
Arsenic	102.0	ND	100.0	ug/L	102%		70-130	0	20	1
Barium	100.1	ND	100.0	ug/L	100%		70-130	6	20	1
Beryllium	99.09	ND	100.0	ug/L	99%		70-130	0	20	1
Boron	145.1	97.77	100.0	ug/L	47%	*	70-130	3	20	10
Cadmium	99.08	ND	100.0	ug/L	99%		70-130	5	20	1
Chromium	102.2	ND	100.0	ug/L	102%		70-130	1	20	1
Cobalt	107.6	ND	100.0	ug/L	108%		70-130	0	20	1
Copper	107.8	ND	100.0	ug/L	108%		70-130	1	20	1
Lead	100.8	ND	100.0	ug/L	101%		70-130	1	20	1
Manganese	103.9	ND	100.0	ug/L	104%		70-130	0	20	1
Nickel	107.9	ND	100.0	ug/L	108%		70-130	0	20	1
Selenium	96.42	ND	100.0	ug/L	96%		70-130	2	20	1
Silver	49.06	ND	50.00	ug/L	98%		70-130	6	20	1
Thallium	100.7	ND	100.0	ug/L	101%		70-130	0	20	1
Tin	101.2	ND	100.0	ug/L	101%		70-130	1	20	1
Vanadium	102.0	ND	100.0	ug/L	102%		70-130	0	20	1
Zinc	102.2	ND	100.0	ug/L	102%		70-130	0	20	1

Type:	Blank	Lab ID:	QC1314397	Batch:	387753
Matrix:	Water	Method:	EPA 245.1	Prep Method:	EPA 245.1

QC1314397 Analyte	Result	Qual	Units	RL	MDL	Prepared	Analyzed
Mercury	0.037	J	ug/L	0.40	0.032	11/18/25	11/18/25

Type:	Lab Control Sample	Lab ID:	QC1314398	Batch:	387753
Matrix:	Water	Method:	EPA 245.1	Prep Method:	EPA 245.1

QC1314398 Analyte	Result	Spiked	Units	Recovery	Qual	Limits
Mercury	4.825	5.000	ug/L	96%		85-115

Type:	Matrix Spike	Lab ID:	QC1314399	Batch:	387753
Matrix (Source ID):	Water (547006-002)	Method:	EPA 245.1	Prep Method:	EPA 245.1

QC1314399 Analyte	Result	Source Sample Result	Spiked	Units	Recovery	Qual	Limits	DF
Mercury	4.683	ND	5.000	ug/L	94%		75-125	1

ENTHALPY ANALYTICAL

Batch QC

Type:	Matrix Spike Duplicate	Lab ID:	QC1314400	Batch:	387753
Matrix (Source ID):	Water (547006-002)	Method:	EPA 245.1	Prep Method:	EPA 245.1

QC1314400 Analyte	Result	Source Sample Result	Spiked	Units	Recovery	Qual	Limits	RPD	RPD Lim	DF
Mercury	4.651	ND	5.000	ug/L	93%		75-125	1	20	1

Type:	Matrix Spike	Lab ID:	QC1314401	Batch:	387753
Matrix (Source ID):	Water (547011-002)	Method:	EPA 245.1	Prep Method:	EPA 245.1

QC1314401 Analyte	Result	Source Sample Result	Spiked	Units	Recovery	Qual	Limits	DF
Mercury	4.622	0.05522	5.000	ug/L	91%		75-125	1

Type:	Matrix Spike Duplicate	Lab ID:	QC1314402	Batch:	387753
Matrix (Source ID):	Water (547011-002)	Method:	EPA 245.1	Prep Method:	EPA 245.1

QC1314402 Analyte	Result	Source Sample Result	Spiked	Units	Recovery	Qual	Limits	RPD	RPD Lim	DF
Mercury	4.700	0.05522	5.000	ug/L	93%		75-125	2	20	1

Type:	Blank	Lab ID:	QC1313448	Batch:	387492
Matrix:	Water	Method:	EPA 300.0	Prep Method:	METHOD

QC1313448 Analyte	Result	Qual	Units	RL	MDL	Prepared	Analyzed
Fluoride	ND		mg/L	0.20	0.059	11/15/25 12:30	11/15/25 14:38
Chloride	ND		mg/L	1.0	0.26	11/15/25 12:30	11/15/25 14:38
Nitrogen, Nitrite	ND		mg/L	0.10	0.02	11/15/25 12:30	11/15/25 14:38
Bromide	ND		mg/L	0.30	0.061	11/15/25 12:30	11/15/25 14:38
Nitrogen, Nitrate	ND		mg/L	0.10	0.05	11/15/25 12:30	11/15/25 14:38
Sulfate	ND		mg/L	1.0	0.18	11/15/25 12:30	11/15/25 14:38

Type:	Lab Control Sample	Lab ID:	QC1313449	Batch:	387492
Matrix:	Water	Method:	EPA 300.0	Prep Method:	METHOD

QC1313449 Analyte	Result	Spiked	Units	Recovery	Qual	Limits
Fluoride	9.957	10.00	mg/L	100%		90-110
Chloride	46.82	50.00	mg/L	94%		90-110
Nitrogen, Nitrite	4.431	4.567	mg/L	97%		90-110
Bromide	14.59	15.00	mg/L	97%		90-110
Nitrogen, Nitrate	4.442	4.518	mg/L	98%		90-110
Sulfate	25.06	25.00	mg/L	100%		90-110

ENTHALPY ANALYTICAL

Batch QC

Type:	Matrix Spike	Lab ID:	QC1313450	Batch:	387492
Matrix (Source ID):	Water (546885-004)	Method:	EPA 300.0	Prep Method:	METHOD

QC1313450 Analyte	Result	Source Sample Result	Spiked	Units	Recovery	Qual	Limits	DF
Fluoride	20.57	ND	20.00	mg/L	103%		80-129	1
Chloride	116.7	14.81	100.0	mg/L	102%		80-123	1
Nitrogen, Nitrite	9.068	ND	9.134	mg/L	99%		80-122	1
Bromide	14.90	0.08338	15.00	mg/L	99%		80-121	1
Nitrogen, Nitrate	9.143	ND	9.036	mg/L	101%		80-123	1
Sulfate	51.25	1.007	50.00	mg/L	100%		79-124	1

Type:	Matrix Spike Duplicate	Lab ID:	QC1313451	Batch:	387492
Matrix (Source ID):	Water (546885-004)	Method:	EPA 300.0	Prep Method:	METHOD

QC1313451 Analyte	Result	Source Sample Result	Spiked	Units	Recovery	Qual	Limits	RPD	RPD Lim	DF
Fluoride	20.42	ND	20.00	mg/L	102%		80-129	1	21	1
Chloride	115.9	14.81	100.0	mg/L	101%		80-123	1	20	1
Nitrogen, Nitrite	9.017	ND	9.134	mg/L	99%		80-122	1	21	1
Bromide	14.78	0.08338	15.00	mg/L	98%		80-121	1	20	1
Nitrogen, Nitrate	9.064	ND	9.036	mg/L	100%		80-123	1	20	1
Sulfate	50.79	1.007	50.00	mg/L	100%		79-124	1	20	1

Type:	Matrix Spike	Lab ID:	QC1313490	Batch:	387492
Matrix (Source ID):	Water (546910-002)	Method:	EPA 300.0	Prep Method:	METHOD

QC1313490 Analyte	Result	Source Sample Result	Spiked	Units	Recovery	Qual	Limits	DF
Fluoride	20.54	ND	20.00	mg/L	103%		80-129	1
Chloride	99.67	ND	100.0	mg/L	100%		80-123	1
Nitrogen, Nitrite	9.058	ND	9.134	mg/L	99%		80-122	1
Bromide	14.71	ND	15.00	mg/L	98%		80-121	1
Nitrogen, Nitrate	9.087	ND	9.036	mg/L	101%		80-123	1
Sulfate	50.49	ND	50.00	mg/L	101%		79-124	1

Type:	Matrix Spike Duplicate	Lab ID:	QC1313491	Batch:	387492
Matrix (Source ID):	Water (546910-002)	Method:	EPA 300.0	Prep Method:	METHOD

QC1313491 Analyte	Result	Source Sample Result	Spiked	Units	Recovery	Qual	Limits	RPD	RPD Lim	DF
Fluoride	20.62	ND	20.00	mg/L	103%		80-129	0	21	1
Chloride	100.1	ND	100.0	mg/L	100%		80-123	0	20	1
Nitrogen, Nitrite	9.109	ND	9.134	mg/L	100%		80-122	1	21	1
Bromide	14.77	ND	15.00	mg/L	98%		80-121	0	20	1
Nitrogen, Nitrate	9.120	ND	9.036	mg/L	101%		80-123	0	20	1
Sulfate	50.58	ND	50.00	mg/L	101%		79-124	0	20	1

ENTHALPY ANALYTICAL

Batch QC

Type: Blank **Lab ID: QC1314410** **Batch: 387757**
Matrix: Water **Method: EPA 350.1** **Prep Method: METHOD**

QC1314410 Analyte	Result	Qual	Units	RL	MDL	Prepared	Analyzed
Ammonia-N	ND		mg/L	0.10	0.050	11/20/25	11/21/25

Type: Lab Control Sample **Lab ID: QC1314411** **Batch: 387757**
Matrix: Water **Method: EPA 350.1** **Prep Method: METHOD**

QC1314411 Analyte	Result	Spiked	Units	Recovery	Qual	Limits
Ammonia-N	0.9257	1.000	mg/L	93%		90-110

Type: Matrix Spike **Lab ID: QC1314412** **Batch: 387757**
Matrix (Source ID): Water (547011-001) **Method: EPA 350.1** **Prep Method: METHOD**

QC1314412 Analyte	Result	Source Sample Result	Spiked	Units	Recovery	Qual	Limits	DF
Ammonia-N	1.758	0.7254	1.000	mg/L	103%		90-110	1

Type: Matrix Spike Duplicate **Lab ID: QC1314413** **Batch: 387757**
Matrix (Source ID): Water (547011-001) **Method: EPA 350.1** **Prep Method: METHOD**

QC1314413 Analyte	Result	Source Sample Result	Spiked	Units	Recovery	Qual	Limits	RPD	RPD Lim	DF
Ammonia-N	1.666	0.7254	1.000	mg/L	94%		90-110	5	20	1

Type: Matrix Spike **Lab ID: QC1314414** **Batch: 387757**
Matrix (Source ID): Water (547011-002) **Method: EPA 350.1** **Prep Method: METHOD**

QC1314414 Analyte	Result	Source Sample Result	Spiked	Units	Recovery	Qual	Limits	DF
Ammonia-N	2.600	1.629	1.000	mg/L	97%	E	90-110	1

Type: Matrix Spike Duplicate **Lab ID: QC1314415** **Batch: 387757**
Matrix (Source ID): Water (547011-002) **Method: EPA 350.1** **Prep Method: METHOD**

QC1314415 Analyte	Result	Source Sample Result	Spiked	Units	Recovery	Qual	Limits	RPD	RPD Lim	DF
Ammonia-N	2.612	1.629	1.000	mg/L	98%	E	90-110		20	1

Type: Blank **Lab ID: QC1315233** **Batch: 388006**
Matrix: Water **Method: EPA 420.1** **Prep Method: METHOD**

QC1315233 Analyte	Result	Qual	Units	RL	MDL	Prepared	Analyzed
Total Phenolics	ND		mg/L	0.010	0.0065	11/20/25	11/20/25

ENTHALPY ANALYTICAL

Batch QC

Type: Lab Control Sample	**Lab ID:** QC1315234	**Batch:** 388006
Matrix: Water	**Method:** EPA 420.1	**Prep Method:** METHOD

QC1315234 Analyte	Result	Spiked	Units	Recovery	Qual	Limits
Total Phenolics	0.08100	0.08000	mg/L	101%		80-120

Type: Lab Control Sample Duplicate	**Lab ID:** QC1315235	**Batch:** 388006
Matrix: Water	**Method:** EPA 420.1	**Prep Method:** METHOD

QC1315235 Analyte	Result	Spiked	Units	Recovery	Qual	Limits	RPD	RPD Lim
Total Phenolics	0.08000	0.08000	mg/L	100%		80-120	1	20

ENTHALPY ANALYTICAL

Batch QC

Type: Blank	Lab ID: QC1313552	Batch: 387519
Matrix: Water		

QC1313552 Analyte	Result	Qual	Units	RL	MDL	Prepared	Analyzed
Method: EPA 625.1 Prep Method: EPA 3510C							
Pyridine	ND		ug/L	10	2.8	11/15/25	11/15/25
Phenol	ND		ug/L	10	2.1	11/15/25	11/15/25
2-Methylphenol	ND		ug/L	10	3.2	11/15/25	11/15/25
3-,4-Methylphenol	ND		ug/L	10	3.0	11/15/25	11/15/25
Benzoic acid	ND		ug/L	50	11	11/15/25	11/15/25
Naphthalene	ND		ug/L	10	3.6	11/15/25	11/15/25
Cresol	ND		ug/L	10		11/15/25	11/15/25
Method: EPA 8270C Prep Method: EPA 3510C							
Carbazole	ND		ug/L	10	2.8	11/15/25	11/15/25
N-Nitrosodimethylamine	ND		ug/L	10	2.9	11/15/25	11/15/25
Aniline	ND		ug/L	10	2.8	11/15/25	11/15/25
bis(2-Chloroethyl)ether	ND		ug/L	25	3.7	11/15/25	11/15/25
2-Chlorophenol	ND		ug/L	10	3.6	11/15/25	11/15/25
1,3-Dichlorobenzene	ND		ug/L	10	3.3	11/15/25	11/15/25
1,4-Dichlorobenzene	ND		ug/L	10	3.4	11/15/25	11/15/25
Benzyl alcohol	ND		ug/L	25	5.8	11/15/25	11/15/25
1,2-Dichlorobenzene	ND		ug/L	10	3.3	11/15/25	11/15/25
bis(2-Chloroisopropyl) ether	ND		ug/L	10	3.8	11/15/25	11/15/25
N-Nitroso-di-n-propylamine	ND		ug/L	10	3.9	11/15/25	11/15/25
Hexachloroethane	ND		ug/L	10	3.0	11/15/25	11/15/25
Nitrobenzene	ND		ug/L	25	8.4	11/15/25	11/15/25
Isophorone	ND		ug/L	10	3.7	11/15/25	11/15/25
2-Nitrophenol	ND		ug/L	10	5.4	11/15/25	11/15/25
2,4-Dimethylphenol	ND		ug/L	10	3.2	11/15/25	11/15/25
bis(2-Chloroethoxy)methane	ND		ug/L	10	3.7	11/15/25	11/15/25
2,4-Dichlorophenol	ND		ug/L	10	3.7	11/15/25	11/15/25
1,2,4-Trichlorobenzene	ND		ug/L	10	3.4	11/15/25	11/15/25
4-Chloroaniline	ND		ug/L	10	3.1	11/15/25	11/15/25
Hexachlorobutadiene	ND		ug/L	10	2.2	11/15/25	11/15/25
4-Chloro-3-methylphenol	ND		ug/L	10	3.6	11/15/25	11/15/25
2-Methylnaphthalene	ND		ug/L	10	3.4	11/15/25	11/15/25
Hexachlorocyclopentadiene	ND		ug/L	25	7.8	11/15/25	11/15/25
2,4,6-Trichlorophenol	ND		ug/L	10	4.1	11/15/25	11/15/25
2,4,5-Trichlorophenol	ND		ug/L	10	3.7	11/15/25	11/15/25
2-Chloronaphthalene	ND		ug/L	10	3.4	11/15/25	11/15/25
2-Nitroaniline	ND		ug/L	50	4.3	11/15/25	11/15/25
Dimethylphthalate	ND		ug/L	10	3.4	11/15/25	11/15/25
Acenaphthylene	ND		ug/L	10	3.9	11/15/25	11/15/25
2,6-Dinitrotoluene	ND		ug/L	10	4.4	11/15/25	11/15/25
3-Nitroaniline	ND		ug/L	10	4.0	11/15/25	11/15/25
Acenaphthene	ND		ug/L	10	3.2	11/15/25	11/15/25
2,4-Dinitrophenol	ND		ug/L	50	15	11/15/25	11/15/25
4-Nitrophenol	ND		ug/L	10	8.5	11/15/25	11/15/25
Dibenzofuran	ND		ug/L	10	3.2	11/15/25	11/15/25

ENTHALPY ANALYTICAL

Batch QC

QC1313552 Analyte	Result	Qual	Units	RL	MDL	Prepared	Analyzed
2,4-Dinitrotoluene	ND		ug/L	10	4.3	11/15/25	11/15/25
Diethylphthalate	ND		ug/L	10	2.9	11/15/25	11/15/25
Fluorene	ND		ug/L	10	3.1	11/15/25	11/15/25
4-Chlorophenyl-phenylether	ND		ug/L	10	3.1	11/15/25	11/15/25
4-Nitroaniline	ND		ug/L	10	3.3	11/15/25	11/15/25
4,6-Dinitro-2-methylphenol	ND		ug/L	50	17	11/15/25	11/15/25
N-Nitrosodiphenylamine	ND		ug/L	10	4.0	11/15/25	11/15/25
1,2-diphenylhydrazine (as azobenzene)	ND		ug/L	10	2.9	11/15/25	11/15/25
4-Bromophenyl-phenylether	ND		ug/L	10	3.3	11/15/25	11/15/25
Hexachlorobenzene	ND		ug/L	10	3.0	11/15/25	11/15/25
Pentachlorophenol	ND		ug/L	25	5.7	11/15/25	11/15/25
Phenanthrene	ND		ug/L	10	2.9	11/15/25	11/15/25
Anthracene	ND		ug/L	10	2.8	11/15/25	11/15/25
Di-n-butylphthalate	ND		ug/L	10	3.0	11/15/25	11/15/25
Fluoranthene	ND		ug/L	10	2.8	11/15/25	11/15/25
Benzidine	ND		ug/L	50	19	11/15/25	11/15/25
Pyrene	ND		ug/L	10	2.7	11/15/25	11/15/25
Butylbenzylphthalate	ND		ug/L	10	3.6	11/15/25	11/15/25
3,3'-Dichlorobenzidine	ND		ug/L	25	5.2	11/15/25	11/15/25
Benzo(a)anthracene	ND		ug/L	10	2.4	11/15/25	11/15/25
Chrysene	ND		ug/L	10	2.5	11/15/25	11/15/25
bis(2-Ethylhexyl)phthalate	ND		ug/L	10	3.3	11/15/25	11/15/25
Di-n-octylphthalate	ND		ug/L	10	4.7	11/15/25	11/15/25
Benzo(b)fluoranthene	ND		ug/L	10	3.0	11/15/25	11/15/25
Benzo(k)fluoranthene	ND		ug/L	10	3.1	11/15/25	11/15/25
Benzo(a)pyrene	ND		ug/L	10	3.1	11/15/25	11/15/25
Indeno(1,2,3-cd)pyrene	ND		ug/L	10	4.2	11/15/25	11/15/25
Dibenz(a,h)anthracene	ND		ug/L	10	4.2	11/15/25	11/15/25
Benzo(g,h,i)perylene	ND		ug/L	10	4.1	11/15/25	11/15/25
Surrogates				**Limits**			
2-Fluorophenol	40%		%REC	15-120		11/15/25	11/15/25
Phenol-d6	24%		%REC	15-120		11/15/25	11/15/25
2,4,6-Tribromophenol	77%		%REC	15-140		11/15/25	11/15/25
Nitrobenzene-d5	94%		%REC	15-123		11/15/25	11/15/25
2-Fluorobiphenyl	89%		%REC	15-120		11/15/25	11/15/25
Terphenyl-d14	86%		%REC	15-120		11/15/25	11/15/25

ENTHALPY ANALYTICAL

Batch QC

Type:	**Lab Control Sample**	**Lab ID:**	**QC1313553**	**Batch:**	**387519**
Matrix:	**Water**	**Method:**	**EPA 8270C**	**Prep Method:**	**EPA 3510C**

QC1313553 Analyte	Result	Spiked	Units	Recovery	Qual	Limits
Phenol	23.46	75.00	ug/L	31%		14-120
2-Chlorophenol	62.45	75.00	ug/L	83%		46-120
1,4-Dichlorobenzene	64.06	75.00	ug/L	85%		42-120
3-,4-Methylphenol	50.35	75.00	ug/L	67%		40-120
N-Nitroso-di-n-propylamine	78.00	75.00	ug/L	104%		54-121
2,4-Dimethylphenol	65.76	75.00	ug/L	88%		48-120
1,2,4-Trichlorobenzene	68.53	75.00	ug/L	91%		45-120
4-Chloro-3-methylphenol	73.81	75.00	ug/L	98%		60-121
2,4,5-Trichlorophenol	72.21	75.00	ug/L	96%		62-124
Acenaphthene	70.26	75.00	ug/L	94%		56-120
4-Nitrophenol	19.07	75.00	ug/L	25%		17-120
2,4-Dinitrotoluene	80.93	75.00	ug/L	108%		69-127
Pentachlorophenol	64.01	75.00	ug/L	85%		51-120
Pyrene	82.18	75.00	ug/L	110%		68-123
Chrysene	74.39	75.00	ug/L	99%		66-120
Benzo(b)fluoranthene	83.86	75.00	ug/L	112%		67-120
Surrogates						
2-Fluorophenol	18.46	40.00	ug/L	46%		15-120
Phenol-d6	11.52	40.00	ug/L	29%		15-120
2,4,6-Tribromophenol	36.26	40.00	ug/L	91%		15-140
Nitrobenzene-d5	40.88	40.00	ug/L	102%		15-123
2-Fluorobiphenyl	36.75	40.00	ug/L	92%		15-120
Terphenyl-d14	45.19	40.00	ug/L	113%		15-120

ENTHALPY ANALYTICAL

Batch QC

Type:	**Lab Control Sample Duplicate**	**Lab ID:**	**QC1313554**	**Batch:**	**387519**
Matrix:	**Water**	**Method:**	**EPA 8270C**	**Prep Method:**	**EPA 3510C**

QC1313554 Analyte	Result	Spiked	Units	Recovery	Qual	Limits	RPD	RPD Lim
Phenol	25.13	75.00	ug/L	34%		14-120	7	52
2-Chlorophenol	66.60	75.00	ug/L	89%		46-120	6	52
1,4-Dichlorobenzene	63.98	75.00	ug/L	85%		42-120	0	53
3-,4-Methylphenol	51.59	75.00	ug/L	69%		40-120	2	51
N-Nitroso-di-n-propylamine	80.59	75.00	ug/L	107%		54-121	3	52
2,4-Dimethylphenol	69.88	75.00	ug/L	93%		48-120	6	52
1,2,4-Trichlorobenzene	70.38	75.00	ug/L	94%		45-120	3	54
4-Chloro-3-methylphenol	71.10	75.00	ug/L	95%		60-121	4	47
2,4,5-Trichlorophenol	76.55	75.00	ug/L	102%		62-124	6	46
Acenaphthene	72.58	75.00	ug/L	97%		56-120	3	46
4-Nitrophenol	18.88	75.00	ug/L	25%		17-120	1	44
2,4-Dinitrotoluene	85.36	75.00	ug/L	114%		69-127	5	40
Pentachlorophenol	61.26	75.00	ug/L	82%		51-120	4	42
Pyrene	75.59	75.00	ug/L	101%		68-123	8	39
Chrysene	72.83	75.00	ug/L	97%		66-120	2	38
Benzo(b)fluoranthene	71.30	75.00	ug/L	95%		67-120	16	39
Surrogates								
2-Fluorophenol	20.02	40.00	ug/L	50%		15-120		
Phenol-d6	12.74	40.00	ug/L	32%		15-120		
2,4,6-Tribromophenol	39.20	40.00	ug/L	98%		15-140		
Nitrobenzene-d5	41.80	40.00	ug/L	105%		15-123		
2-Fluorobiphenyl	39.21	40.00	ug/L	98%		15-120		
Terphenyl-d14	42.53	40.00	ug/L	106%		15-120		

ENTHALPY ANALYTICAL

Batch QC

Type: Blank	Lab ID: QC1313845	Batch: 387596
Matrix: Water		

QC1313845 Analyte	Result	Qual	Units	RL	MDL	Prepared	Analyzed
Method: EPA 8081A Prep Method: EPA 3510C							
alpha-BHC	ND		ug/L	0.05	0.02	11/16/25	11/23/25
beta-BHC	ND		ug/L	0.05	0.02	11/16/25	11/23/25
gamma-BHC	ND		ug/L	0.05	0.02	11/16/25	11/23/25
delta-BHC	ND		ug/L	0.05	0.02	11/16/25	11/23/25
Heptachlor	ND		ug/L	0.05	0.01	11/16/25	11/23/25
Aldrin	ND		ug/L	0.05	0.02	11/16/25	11/23/25
Heptachlor epoxide	ND		ug/L	0.05	0.02	11/16/25	11/23/25
Endosulfan I	ND		ug/L	0.05	0.02	11/16/25	11/23/25
Dieldrin	ND		ug/L	0.1	0.01	11/16/25	11/23/25
4,4'-DDE	ND		ug/L	0.1	0.02	11/16/25	11/23/25
Endrin	ND		ug/L	0.1	0.02	11/16/25	11/23/25
Endosulfan II	ND		ug/L	0.1	0.02	11/16/25	11/23/25
Endosulfan sulfate	ND		ug/L	0.1	0.02	11/16/25	11/23/25
4,4'-DDD	ND		ug/L	0.1	0.02	11/16/25	11/23/25
Endrin aldehyde	ND		ug/L	0.1	0.03	11/16/25	11/23/25
Endrin ketone	ND		ug/L	0.1	0.03	11/16/25	11/23/25
4,4'-DDT	ND		ug/L	0.1	0.04	11/16/25	11/23/25
Methoxychlor	ND		ug/L	0.1	0.06	11/16/25	11/23/25
Toxaphene	ND		ug/L	2.0	0.8	11/16/25	11/23/25
Chlordane (Technical)	ND		ug/L	1.0	0.3	11/16/25	11/23/25
Surrogates				**Limits**			
TCMX	76%		%REC	29-120		11/16/25	11/23/25
Decachlorobiphenyl	90%		%REC	33-132		11/16/25	11/23/25
Method: EPA 8082 Prep Method: EPA 3510C							
Aroclor-1016	ND		ug/L	0.50	0.30	11/16/25	11/20/25
Aroclor-1221	ND		ug/L	0.50	0.47	11/16/25	11/20/25
Aroclor-1232	ND		ug/L	0.50	0.27	11/16/25	11/20/25
Aroclor-1242	ND		ug/L	0.50	0.29	11/16/25	11/20/25
Aroclor-1248	ND		ug/L	0.50	0.24	11/16/25	11/20/25
Aroclor-1254	ND		ug/L	0.50	0.27	11/16/25	11/20/25
Aroclor-1260	ND		ug/L	0.50	0.33	11/16/25	11/20/25
Aroclor-1262	ND		ug/L	0.50	0.29	11/16/25	11/20/25
Aroclor-1268	ND		ug/L	0.50	0.26	11/16/25	11/20/25
Surrogates				**Limits**			
Decachlorobiphenyl (PCB)	107%		%REC	28-138		11/16/25	11/20/25

ENTHALPY ANALYTICAL

Batch QC

Type:	**Lab Control Sample**	**Lab ID:**	**QC1313846**	**Batch:**	**387596**
Matrix:	**Water**	**Method:**	**EPA 8081A**	**Prep Method:**	**EPA 3510C**

QC1313846 Analyte	Result	Spiked	Units	Recovery	Qual	Limits
alpha-BHC	0.4494	0.5000	ug/L	90%		66-121
beta-BHC	0.4901	0.5000	ug/L	98%		73-120
gamma-BHC	0.4964	0.5000	ug/L	99%		68-125
delta-BHC	0.5123	0.5000	ug/L	102%		68-131
Heptachlor	0.4813	0.5000	ug/L	96%		63-120
Aldrin	0.4294	0.5000	ug/L	86%		56-120
Heptachlor epoxide	0.4852	0.5000	ug/L	97%		65-120
Endosulfan I	0.5202	0.5000	ug/L	104%		68-124
Dieldrin	0.5128	0.5000	ug/L	103%		66-124
4,4'-DDE	0.4802	0.5000	ug/L	96%		67-131
Endrin	0.5676	0.5000	ug/L	114%		68-135
Endosulfan II	0.5387	0.5000	ug/L	108%		71-130
Endosulfan sulfate	0.5106	0.5000	ug/L	102%		68-128
4,4'-DDD	0.5113	0.5000	ug/L	102%		65-130
Endrin aldehyde	0.4767	0.5000	ug/L	95%		67-124
Endrin ketone	0.5090	0.5000	ug/L	102%		69-137
4,4'-DDT	0.5499	0.5000	ug/L	110%		65-136
Methoxychlor	0.5430	0.5000	ug/L	109%		69-150
Surrogates						
TCMX	0.3661	0.5000	ug/L	73%		29-120
Decachlorobiphenyl	0.4834	0.5000	ug/L	97%		33-132

ENTHALPY ANALYTICAL

Batch QC

Type:	Lab Control Sample Duplicate	Lab ID:	QC1313847	Batch:	387596
Matrix:	Water	Method:	EPA 8081A	Prep Method:	EPA 3510C

QC1313847 Analyte	Result	Spiked	Units	Recovery	Qual	Limits	RPD	RPD Lim
alpha-BHC	0.4690	0.5000	ug/L	94%		66-121	4	20
beta-BHC	0.5084	0.5000	ug/L	102%		73-120	4	20
gamma-BHC	0.5147	0.5000	ug/L	103%		68-125	4	20
delta-BHC	0.5314	0.5000	ug/L	106%		68-131	4	20
Heptachlor	0.4954	0.5000	ug/L	99%		63-120	3	24
Aldrin	0.4539	0.5000	ug/L	91%		56-120	6	30
Heptachlor epoxide	0.4979	0.5000	ug/L	100%		65-120	3	20
Endosulfan I	0.5324	0.5000	ug/L	106%		68-124	2	20
Dieldrin	0.5268	0.5000	ug/L	105%		66-124	3	22
4,4'-DDE	0.4920	0.5000	ug/L	98%		67-131	2	21
Endrin	0.5847	0.5000	ug/L	117%		68-135	3	20
Endosulfan II	0.5551	0.5000	ug/L	111%		71-130	3	21
Endosulfan sulfate	0.5321	0.5000	ug/L	106%		68-128	4	21
4,4'-DDD	0.5295	0.5000	ug/L	106%		65-130	4	22
Endrin aldehyde	0.4872	0.5000	ug/L	97%		67-124	2	20
Endrin ketone	0.5276	0.5000	ug/L	106%		69-137	4	21
4,4'-DDT	0.5615	0.5000	ug/L	112%		65-136	2	23
Methoxychlor	0.5562	0.5000	ug/L	111%		69-150	2	23
Surrogates								
TCMX	0.3702	0.5000	ug/L	74%		29-120		
Decachlorobiphenyl	0.4795	0.5000	ug/L	96%		33-132		

Type:	Lab Control Sample	Lab ID:	QC1313848	Batch:	387596
Matrix:	Water	Method:	EPA 8082	Prep Method:	EPA 3510C

QC1313848 Analyte	Result	Spiked	Units	Recovery	Qual	Limits
Aroclor-1016	4.404	5.000	ug/L	88%		69-120
Aroclor-1260	4.990	5.000	ug/L	100%		72-124
Surrogates						
Decachlorobiphenyl (PCB)	0.5407	0.5000	ug/L	108%		28-138

Type:	Lab Control Sample Duplicate	Lab ID:	QC1313849	Batch:	387596
Matrix:	Water	Method:	EPA 8082	Prep Method:	EPA 3510C

QC1313849 Analyte	Result	Spiked	Units	Recovery	Qual	Limits	RPD	RPD Lim
Aroclor-1016	4.416	5.000	ug/L	88%		69-120	0	22
Aroclor-1260	4.708	5.000	ug/L	94%		72-124	6	25
Surrogates								
Decachlorobiphenyl (PCB)	0.5225	0.5000	ug/L	105%		28-138		

ENTHALPY ANALYTICAL

Batch QC

Type: Lab Control Sample	Lab ID: QC1313511	Batch: 387507
Matrix: Water	Method: EPA 8260B	Prep Method: EPA 5030B

QC1313511 Analyte	Result	Spiked	Units	Recovery	Qual	Limits
1,1-Dichloroethene	49.02	50.00	ug/L	98%		69-128
MTBE	49.74	50.00	ug/L	99%		66-125
Benzene	53.87	50.00	ug/L	108%		76-121
Trichloroethene	50.97	50.00	ug/L	102%		76-124
Toluene	51.54	50.00	ug/L	103%		76-120
Chlorobenzene	50.87	50.00	ug/L	102%		78-120
Surrogates						
Dibromofluoromethane	52.98	50.00	ug/L	106%		70-130
1,2-Dichloroethane-d4	56.54	50.00	ug/L	113%		70-130
Toluene-d8	49.15	50.00	ug/L	98%		70-130
Bromofluorobenzene	50.99	50.00	ug/L	102%		70-130

Type: Lab Control Sample Duplicate	Lab ID: QC1313512	Batch: 387507
Matrix: Water	Method: EPA 8260B	Prep Method: EPA 5030B

QC1313512 Analyte	Result	Spiked	Units	Recovery	Qual	Limits	RPD	RPD Lim
1,1-Dichloroethene	48.57	50.00	ug/L	97%		69-128	1	23
MTBE	50.13	50.00	ug/L	100%		66-125	1	22
Benzene	54.07	50.00	ug/L	108%		76-121	0	21
Trichloroethene	51.95	50.00	ug/L	104%		76-124	2	22
Toluene	51.81	50.00	ug/L	104%		76-120	1	21
Chlorobenzene	51.16	50.00	ug/L	102%		78-120	1	20
Surrogates								
Dibromofluoromethane	52.15	50.00	ug/L	104%		70-130		
1,2-Dichloroethane-d4	55.47	50.00	ug/L	111%		70-130		
Toluene-d8	49.29	50.00	ug/L	99%		70-130		
Bromofluorobenzene	51.15	50.00	ug/L	102%		70-130		

ENTHALPY ANALYTICAL

Batch QC

Type:	**Blank**	**Lab ID:**	**QC1313518**	**Batch:**	**387507**
Matrix:	**Water**	**Method:**	**EPA 8260B**	**Prep Method:**	**EPA 5030B**

QC1313518 Analyte	Result	Qual	Units	RL	MDL	Prepared	Analyzed
Carbon Disulfide	ND		ug/L	5.0	0.1	11/15/25	11/15/25
Chloroprene	ND		ug/L	200	0.4	11/15/25	11/15/25
3-Chloropropene	ND		ug/L	5.0	0.3	11/15/25	11/15/25
Ethyl methacrylate	ND		ug/L	50	2.1	11/15/25	11/15/25
Ethanol	ND		ug/L	500	110	11/15/25	11/15/25
2-Hexanone	ND		ug/L	5.0	1.1	11/15/25	11/15/25
Isopropanol (IPA)	ND		ug/L	200	52	11/15/25	11/15/25
Methyl acrylonitrile	ND		ug/L	35	3.7	11/15/25	11/15/25
Vinyl Acetate	ND		ug/L	50	15	11/15/25	11/15/25
Acrolein	ND		ug/L	200	2.7	11/15/25	11/15/25
Acrylonitrile	ND		ug/L	10	0.7	11/15/25	11/15/25
Freon 12	ND		ug/L	5.0	0.08	11/15/25	11/15/25
Chloromethane	ND		ug/L	5.0	0.09	11/15/25	11/15/25
Vinyl Chloride	ND		ug/L	5.0	0.06	11/15/25	11/15/25
Bromomethane	ND		ug/L	5.0	0.1	11/15/25	11/15/25
Chloroethane	ND		ug/L	5.0	0.1	11/15/25	11/15/25
Trichlorofluoromethane	ND		ug/L	5.0	0.05	11/15/25	11/15/25
Iodomethane	ND		ug/L	5.0		11/15/25	11/15/25
Acetone	ND		ug/L	100	5.0	11/15/25	11/15/25
Freon 113	ND		ug/L	5.0	0.1	11/15/25	11/15/25
1,1-Dichloroethene	ND		ug/L	5.0	0.09	11/15/25	11/15/25
Methylene Chloride	ND		ug/L	10	0.2	11/15/25	11/15/25
MTBE	ND		ug/L	5.0	0.08	11/15/25	11/15/25
trans-1,2-Dichloroethene	ND		ug/L	5.0	0.1	11/15/25	11/15/25
1,1-Dichloroethane	ND		ug/L	5.0	0.06	11/15/25	11/15/25
2-Butanone	ND		ug/L	10	1.5	11/15/25	11/15/25
cis-1,2-Dichloroethene	ND		ug/L	5.0	0.06	11/15/25	11/15/25
2,2-Dichloropropane	ND		ug/L	5.0	0.1	11/15/25	11/15/25
Chloroform	ND		ug/L	5.0	0.08	11/15/25	11/15/25
Bromochloromethane	ND		ug/L	5.0	0.2	11/15/25	11/15/25
1,1,1-Trichloroethane	ND		ug/L	5.0	0.07	11/15/25	11/15/25
1,1-Dichloropropene	ND		ug/L	5.0	0.07	11/15/25	11/15/25
Carbon Tetrachloride	ND		ug/L	5.0	0.07	11/15/25	11/15/25
1,2-Dichloroethane	ND		ug/L	5.0	0.1	11/15/25	11/15/25
Benzene	ND		ug/L	1.0	0.03	11/15/25	11/15/25
Trichloroethene	ND		ug/L	5.0	0.05	11/15/25	11/15/25
1,2-Dichloropropane	ND		ug/L	5.0	0.1	11/15/25	11/15/25
Bromodichloromethane	ND		ug/L	5.0	0.09	11/15/25	11/15/25
Dibromomethane	ND		ug/L	5.0	0.1	11/15/25	11/15/25
4-Methyl-2-Pentanone	ND		ug/L	5.0	1.0	11/15/25	11/15/25
cis-1,3-Dichloropropene	ND		ug/L	5.0	0.06	11/15/25	11/15/25
Toluene	ND		ug/L	5.0	0.06	11/15/25	11/15/25
trans-1,3-Dichloropropene	ND		ug/L	5.0	0.08	11/15/25	11/15/25
1,1,2-Trichloroethane	ND		ug/L	5.0	0.2	11/15/25	11/15/25
1,3-Dichloropropane	ND		ug/L	5.0	0.1	11/15/25	11/15/25
Tetrachloroethene	ND		ug/L	5.0	0.1	11/15/25	11/15/25
Dibromochloromethane	ND		ug/L	5.0	0.09	11/15/25	11/15/25

ENTHALPY ANALYTICAL

Batch QC

QC1313518 Analyte	Result	Qual	Units	RL	MDL	Prepared	Analyzed
1,2-Dibromoethane	ND		ug/L	5.0	0.1	11/15/25	11/15/25
Chlorobenzene	ND		ug/L	5.0	0.09	11/15/25	11/15/25
1,1,1,2-Tetrachloroethane	ND		ug/L	5.0	0.1	11/15/25	11/15/25
Ethylbenzene	ND		ug/L	5.0	0.09	11/15/25	11/15/25
m,p-Xylenes	ND		ug/L	5.0	0.1	11/15/25	11/15/25
o-Xylene	ND		ug/L	5.0	0.06	11/15/25	11/15/25
Styrene	ND		ug/L	5.0	0.09	11/15/25	11/15/25
Bromoform	ND		ug/L	5.0	0.07	11/15/25	11/15/25
Isopropylbenzene	ND		ug/L	5.0	0.05	11/15/25	11/15/25
1,1,2,2-Tetrachloroethane	ND		ug/L	5.0	0.07	11/15/25	11/15/25
1,2,3-Trichloropropane	ND		ug/L	5.0	0.1	11/15/25	11/15/25
Propylbenzene	ND		ug/L	5.0	0.07	11/15/25	11/15/25
Bromobenzene	ND		ug/L	5.0	0.03	11/15/25	11/15/25
1,3,5-Trimethylbenzene	ND		ug/L	5.0	0.06	11/15/25	11/15/25
2-Chlorotoluene	ND		ug/L	5.0	0.05	11/15/25	11/15/25
4-Chlorotoluene	ND		ug/L	5.0	0.06	11/15/25	11/15/25
tert-Butylbenzene	ND		ug/L	5.0	0.03	11/15/25	11/15/25
1,2,4-Trimethylbenzene	ND		ug/L	5.0	0.03	11/15/25	11/15/25
sec-Butylbenzene	ND		ug/L	5.0	0.06	11/15/25	11/15/25
para-Isopropyl Toluene	ND		ug/L	5.0	0.07	11/15/25	11/15/25
1,3-Dichlorobenzene	ND		ug/L	5.0	0.06	11/15/25	11/15/25
1,4-Dichlorobenzene	ND		ug/L	5.0	0.09	11/15/25	11/15/25
n-Butylbenzene	ND		ug/L	5.0	0.06	11/15/25	11/15/25
1,2-Dichlorobenzene	ND		ug/L	5.0	0.09	11/15/25	11/15/25
1,2-Dibromo-3-Chloropropane	ND		ug/L	5.0	0.5	11/15/25	11/15/25
1,2,4-Trichlorobenzene	ND		ug/L	5.0	0.07	11/15/25	11/15/25
Hexachlorobutadiene	ND		ug/L	5.0	0.2	11/15/25	11/15/25
1,2,3-Trichlorobenzene	ND		ug/L	5.0	0.08	11/15/25	11/15/25
cis-1,4-Dichloro-2-butene	ND		ug/L	5.0	0.4	11/15/25	11/15/25
trans-1,4-Dichloro-2-butene	ND		ug/L	5.0	0.4	11/15/25	11/15/25
Xylene (total)	ND		ug/L	5.0		11/15/25	11/15/25
Surrogates				**Limits**			
Dibromofluoromethane	101%		%REC	70-130		11/15/25	11/15/25
1,2-Dichloroethane-d4	105%		%REC	70-130		11/15/25	11/15/25
Toluene-d8	100%		%REC	70-130		11/15/25	11/15/25
Bromofluorobenzene	102%		%REC	70-130		11/15/25	11/15/25

ENTHALPY ANALYTICAL

Batch QC

Type:	Matrix Spike	Lab ID:	QC1313536	Batch:	387507
Matrix (Source ID):	Water (546876-001)	Method:	EPA 8260B	Prep Method:	EPA 5030B

QC1313536 Analyte	Result	Source Sample Result	Spiked	Units	Recovery	Qual	Limits	DF
1,1-Dichloroethene	20.09	ND	20.00	ug/L	100%		62-131	1
MTBE	20.74	ND	20.00	ug/L	104%		61-124	1
Benzene	22.43	ND	20.00	ug/L	112%		70-123	1
Trichloroethene	23.27	ND	20.00	ug/L	116%		65-131	1
Toluene	21.89	ND	20.00	ug/L	109%		69-120	1
Chlorobenzene	21.80	ND	20.00	ug/L	109%		72-121	1
Surrogates								
Dibromofluoromethane	50.97		50.00	ug/L	102%		70-130	1
1,2-Dichloroethane-d4	52.53		50.00	ug/L	105%		70-130	1
Toluene-d8	49.37		50.00	ug/L	99%		70-130	1
Bromofluorobenzene	50.58		50.00	ug/L	101%		70-130	1

Type:	Matrix Spike Duplicate	Lab ID:	QC1313537	Batch:	387507
Matrix (Source ID):	Water (546876-001)	Method:	EPA 8260B	Prep Method:	EPA 5030B

QC1313537 Analyte	Result	Source Sample Result	Spiked	Units	Recovery	Qual	Limits	RPD	RPD Lim	DF
1,1-Dichloroethene	20.33	ND	20.00	ug/L	102%		62-131	1	31	1
MTBE	21.89	ND	20.00	ug/L	109%		61-124	5	30	1
Benzene	22.79	ND	20.00	ug/L	114%		70-123	2	31	1
Trichloroethene	23.65	ND	20.00	ug/L	118%		65-131	2	31	1
Toluene	22.43	ND	20.00	ug/L	112%		69-120	2	29	1
Chlorobenzene	22.38	ND	20.00	ug/L	112%		72-121	3	29	1
Surrogates										
Dibromofluoromethane	51.47		50.00	ug/L	103%		70-130			1
1,2-Dichloroethane-d4	54.53		50.00	ug/L	109%		70-130			1
Toluene-d8	49.30		50.00	ug/L	99%		70-130			1
Bromofluorobenzene	50.18		50.00	ug/L	100%		70-130			1

Type:	Blank	Lab ID:	QC1313769	Batch:	387578
Matrix:	Water	Method:	EPA 8270C-SIM	Prep Method:	EPA 3535

QC1313769 Analyte	Result	Qual	Units	RL	MDL	Prepared	Analyzed
1,4-Dioxane	ND		ug/L	1.0	0.87	11/16/25	11/18/25
Surrogates				**Limits**			
1,4-Dioxane-d8 (SUR)	101%		%REC	80-120		11/16/25	11/18/25

ENTHALPY ANALYTICAL

Batch QC

Type: Lab Control Sample	Lab ID: QC1313770	Batch: 387578
Matrix: Water	Method: EPA 8270C-SIM	Prep Method: EPA 3535

QC1313770 Analyte	Result	Spiked	Units	Recovery	Qual	Limits
1,4-Dioxane	10.15	10.00	ug/L	102%		79-120
Surrogates						
1,4-Dioxane-d8 (SUR)	9.725	10.00	ug/L	97%		80-120

Type: Matrix Spike	Lab ID: QC1313771	Batch: 387578
Matrix (Source ID): Water (546541-006)	Method: EPA 8270C-SIM	Prep Method: EPA 3535

QC1313771 Analyte	Result	Source Sample Result	Spiked	Units	Recovery	Qual	Limits	DF
1,4-Dioxane	16.53	9.609	10.00	ug/L	69%		69-120	1
Surrogates								
1,4-Dioxane-d8 (SUR)	10.10		10.00	ug/L	101%		80-120	1

Type: Matrix Spike Duplicate	Lab ID: QC1313772	Batch: 387578
Matrix (Source ID): Water (546541-006)	Method: EPA 8270C-SIM	Prep Method: EPA 3535

QC1313772 Analyte	Result	Source Sample Result	Spiked	Units	Recovery	Qual	Limits	RPD	RPD Lim	DF
1,4-Dioxane	16.61	9.609	10.00	ug/L	70%		69-120	0	30	1
Surrogates										
1,4-Dioxane-d8 (SUR)	9.959		10.00	ug/L	100%		80-120			1

Type: Blank	Lab ID: QC1313582	Batch: 387527
Matrix: Water	Method: SM 4500-CN-E	Prep Method: METHOD

QC1313582 Analyte	Result	Qual	Units	RL	MDL	Prepared	Analyzed
Cyanide	ND		mg/L	0.0050	0.0017	11/15/25	11/17/25

Type: Lab Control Sample	Lab ID: QC1313583	Batch: 387527
Matrix: Water	Method: SM 4500-CN-E	Prep Method: METHOD

QC1313583 Analyte	Result	Spiked	Units	Recovery	Qual	Limits
Cyanide	0.09904	0.1000	mg/L	99%		85-115

Type: Matrix Spike	Lab ID: QC1313607	Batch: 387527
Matrix (Source ID): Water (546683-001)	Method: SM 4500-CN-E	Prep Method: METHOD

QC1313607 Analyte	Result	Source Sample Result	Spiked	Units	Recovery	Qual	Limits	DF
Cyanide	0.1003	ND	0.1000	mg/L	100%		80-120	0.5

ENTHALPY ANALYTICAL

Batch QC

Type:	Matrix Spike Duplicate	Lab ID:	QC1313608	Batch:	387527
Matrix (Source ID):	Water (546683-001)	Method:	SM 4500-CN-E	Prep Method:	METHOD

QC1313608 Analyte	Result	Source Sample Result	Spiked	Units	Recovery	Qual	Limits	RPD	RPD Lim	DF
Cyanide	0.09775	ND	0.1000	mg/L	98%		80-120	3	20	0.5

Type:	Blank	Lab ID:	QC1314621	Batch:	387823
Matrix:	Water	Method:	SM 4500-S2-D	Prep Method:	METHOD

QC1314621 Analyte	Result	Qual	Units	RL	MDL	Prepared	Analyzed
Sulfide	ND		mg/L	0.10		11/18/25	11/18/25

Type:	Lab Control Sample	Lab ID:	QC1314622	Batch:	387823
Matrix:	Water	Method:	SM 4500-S2-D	Prep Method:	METHOD

QC1314622 Analyte	Result	Spiked	Units	Recovery	Qual	Limits
Sulfide	0.9000	1.000	mg/L	90%		90-110

Type:	Matrix Spike	Lab ID:	QC1314623	Batch:	387823
Matrix (Source ID):	Water (547186-002)	Method:	SM 4500-S2-D	Prep Method:	METHOD

QC1314623 Analyte	Result	Source Sample Result	Spiked	Units	Recovery	Qual	Limits	DF
Sulfide	0.9000	ND	1.000	mg/L	90%		80-120	1

Type:	Matrix Spike Duplicate	Lab ID:	QC1314624	Batch:	387823
Matrix (Source ID):	Water (547186-002)	Method:	SM 4500-S2-D	Prep Method:	METHOD

QC1314624 Analyte	Result	Source Sample Result	Spiked	Units	Recovery	Qual	Limits	RPD	RPD Lim	DF
Sulfide	0.9000	ND	1.000	mg/L	90%		80-120	0	20	1

Type:	Blank	Lab ID:	QC1313932	Batch:	387618
Matrix:	Water	Method:	SM 5310B	Prep Method:	SM 5310B

QC1313932 Analyte	Result	Qual	Units	RL	MDL	Prepared	Analyzed
Total Organic Carbon	ND		mg/L	1.0	0.49	11/19/25	11/19/25

Type:	Lab Control Sample	Lab ID:	QC1313933	Batch:	387618
Matrix:	Water	Method:	SM 5310B	Prep Method:	SM 5310B

QC1313933 Analyte	Result	Spiked	Units	Recovery	Qual	Limits
Total Organic Carbon	24.78	25.00	mg/L	99%		85-115

ENTHALPY ANALYTICAL

Batch QC

Type:	Matrix Spike	Lab ID:	QC1314849	Batch:	387618
Matrix (Source ID):	Water (546799-002)	Method:	SM 5310B	Prep Method:	SM 5310B

QC1314849 Analyte	Result	Source Sample Result	Spiked	Units	Recovery	Qual	Limits	DF
Total Organic Carbon	31.36	5.237	25.00	mg/L	104%		75-125	1

Type:	Matrix Spike Duplicate	Lab ID:	QC1314850	Batch:	387618
Matrix (Source ID):	Water (546799-002)	Method:	SM 5310B	Prep Method:	SM 5310B

QC1314850 Analyte	Result	Source Sample Result	Spiked	Units	Recovery	Qual	Limits	RPD	RPD Lim	DF
Total Organic Carbon	33.97	5.237	25.00	mg/L	115%		75-125	8	25	1

Type:	Sample Duplicate	Lab ID:	QC1313418	Batch:	387483
Matrix (Source ID):	Water (546683-001)	Method:	SM2130B		

QC1313418 Analyte	Result	Source Sample Result	Units	Qual	RPD	RPD Lim	DF
Turbidity	1.530	1.670	NTU		9	20	1

Type:	Blank	Lab ID:	QC1316790	Batch:	388436
Matrix:	Water	Method:	SM2320B	Prep Method:	METHOD

QC1316790 Analyte	Result	Qual	Units	RL	MDL	Prepared	Analyzed
Bicarbonate	ND		mg/L	2.0		11/26/25	11/26/25
Alkalinity, Total as CaCO3	ND		mg/L	2.0		11/26/25	11/26/25

Type:	Lab Control Sample	Lab ID:	QC1316791	Batch:	388436
Matrix:	Water	Method:	SM2320B	Prep Method:	METHOD

QC1316791 Analyte	Result	Spiked	Units	Recovery	Qual	Limits
Alkalinity, Total as CaCO3	899.7	1000	mg/L	90%		90-110

Type:	Sample Duplicate	Lab ID:	QC1316802	Batch:	388436
Matrix (Source ID):	Water (546876-001)	Method:	SM2320B	Prep Method:	METHOD

QC1316802 Analyte	Result	Source Sample Result	Units	Qual	RPD	RPD Lim	DF
Bicarbonate	50.73	51.15	mg/L		1	20	1
Alkalinity, Total as CaCO3	41.58	41.93	mg/L		1	20	1

ENTHALPY ANALYTICAL

Batch QC

Type:	Sample Duplicate	Lab ID:	QC1313703	Batch:	387561
Matrix (Source ID):	Water (546689-001)	Method:	SM2510B	Prep Method:	METHOD

QC1313703 Analyte	Result	Source Sample Result	Units	Qual	RPD	RPD Lim	DF
Specific Conductance	107.2	106.5	umhos/cm		1	20	1

Type:	Sample Duplicate	Lab ID:	QC1313704	Batch:	387561
Matrix (Source ID):	Water (546725-001)	Method:	SM2510B	Prep Method:	METHOD

QC1313704 Analyte	Result	Source Sample Result	Units	Qual	RPD	RPD Lim	DF
Specific Conductance	463.4	465.3	umhos/cm		0	20	1

Type:	Blank	Lab ID:	QC1314614	Batch:	387812
Matrix:	Water	Method:	SM2540C	Prep Method:	METHOD

QC1314614 Analyte	Result	Qual	Units	RL	MDL	Prepared	Analyzed
Total Dissolved Solids	ND		mg/L	10		11/18/25	11/19/25

Type:	Lab Control Sample	Lab ID:	QC1314615	Batch:	387812
Matrix:	Water	Method:	SM2540C	Prep Method:	METHOD

QC1314615 Analyte	Result	Spiked	Units	Recovery	Qual	Limits
Total Dissolved Solids	999.0	1000	mg/L	100%		90-110

Type:	Sample Duplicate	Lab ID:	QC1314616	Batch:	387812
Matrix (Source ID):	Water (546653-001)	Method:	SM2540C	Prep Method:	METHOD

QC1314616 Analyte	Result	Source Sample Result	Units	Qual	RPD	RPD Lim	DF
Total Dissolved Solids	444.0	416.0	mg/L		7*	5	2

Type:	Sample Duplicate	Lab ID:	QC1314617	Batch:	387812
Matrix (Source ID):	Water (547047-001)	Method:	SM2540C	Prep Method:	METHOD

QC1314617 Analyte	Result	Source Sample Result	Units	Qual	RPD	RPD Lim	DF
Total Dissolved Solids	566.0	592.0	mg/L		4	5	2

Type:	Blank	Lab ID:	QC1315042	Batch:	387817
Matrix:	Water	Method:	SM2540D	Prep Method:	METHOD

QC1315042 Analyte	Result	Qual	Units	RL	MDL	Prepared	Analyzed
Total Suspended Solids	ND		mg/L	0.5		11/19/25	11/20/25

ENTHALPY ANALYTICAL

Batch QC

Type: Lab Control Sample | **Lab ID:** QC1315043 | **Batch:** 387817
Matrix: Water | **Method:** SM2540D | **Prep Method:** METHOD

QC1315043 Analyte	Result	Spiked	Units	Recovery	Qual	Limits
Total Suspended Solids	100.8	100.0	mg/L	101%		90-110

Type: Lab Control Sample Duplicate | **Lab ID:** QC1315044 | **Batch:** 387817
Matrix: Water | **Method:** SM2540D | **Prep Method:** METHOD

QC1315044 Analyte	Result	Spiked	Units	Recovery	Qual	Limits	RPD	RPD Lim
Total Suspended Solids	99.75	100.0	mg/L	100%		90-110	1	5

Type: Sample Duplicate | **Lab ID:** QC1315045 | **Batch:** 387817
Matrix (Source ID): Water (546876-001) | **Method:** SM2540D | **Prep Method:** METHOD

QC1315045 Analyte	Result	Source Sample Result	Units	Qual	RPD	RPD Lim	DF
Total Suspended Solids	480.0	372.0	mg/L		25*	5	1

Type: Sample Duplicate | **Lab ID:** QC1315046 | **Batch:** 387817
Matrix (Source ID): Water (546876-002) | **Method:** SM2540D | **Prep Method:** METHOD

QC1315046 Analyte	Result	Source Sample Result	Units	Qual	RPD	RPD Lim	DF
Total Suspended Solids	3,240	3380	mg/L		4	5	1

Type: Blank | **Lab ID:** QC1313284 | **Batch:** 387437
Matrix: Water | **Method:** SM5210B | **Prep Method:** METHOD

QC1313284 Analyte	Result	Qual	Units	RL	MDL	Prepared	Analyzed
Biochemical Oxygen Demand	ND		mg/L	3.0		11/14/25 10:13	11/19/25 15:21

Type: Lab Control Sample | **Lab ID:** QC1313285 | **Batch:** 387437
Matrix: Water | **Method:** SM5210B | **Prep Method:** METHOD

QC1313285 Analyte	Result	Spiked	Units	Recovery	Qual	Limits
Biochemical Oxygen Demand	188.7	198.0	mg/L	95%		84.6-115.4

Type: Sample Duplicate | **Lab ID:** QC1313286 | **Batch:** 387437
Matrix (Source ID): Water (546416-004) | **Method:** SM5210B | **Prep Method:** METHOD

QC1313286 Analyte	Result	Source Sample Result	Units	Qual	RPD	RPD Lim	DF
Biochemical Oxygen Demand	1,506	1476	mg/L		2	30	1

ENTHALPY ANALYTICAL

Batch QC

Type: Blank	Lab ID: QC1314840	Batch: 387876
Matrix: Water	Method: SM5220D	Prep Method: SM 5220D

QC1314840 Analyte	Result	Qual	Units	RL	MDL	Prepared	Analyzed
Chemical Oxygen Demand	ND		mg/L	4.0	2.0	11/19/25	11/20/25

Type: Lab Control Sample	Lab ID: QC1314841	Batch: 387876
Matrix: Water	Method: SM5220D	Prep Method: SM 5220D

QC1314841 Analyte	Result	Spiked	Units	Recovery	Qual	Limits
Chemical Oxygen Demand	95.00	100.0	mg/L	95%		90-110

Type: Matrix Spike	Lab ID: QC1314842	Batch: 387876
Matrix (Source ID): Water (546993-001)	Method: SM5220D	Prep Method: SM 5220D

QC1314842 Analyte	Result	Source Sample Result	Spiked	Units	Recovery	Qual	Limits	DF
Chemical Oxygen Demand	140.0	36.00	100.0	mg/L	104%		75-125	2

Type: Matrix Spike Duplicate	Lab ID: QC1314843	Batch: 387876
Matrix (Source ID): Water (546993-001)	Method: SM5220D	Prep Method: SM 5220D

QC1314843 Analyte	Result	Source Sample Result	Spiked	Units	Recovery	Qual	Limits	RPD	RPD Lim	DF
Chemical Oxygen Demand	132.0	36.00	100.0	mg/L	96%		75-125	6	20	2

Type: Blank	Lab ID: QC1315275	Batch: 388020
Matrix: Water	Method: SM5220D	Prep Method: SM 5220D

QC1315275 Analyte	Result	Qual	Units	RL	MDL	Prepared	Analyzed
Chemical Oxygen Demand	ND		mg/L	4.0	2.0	11/20/25	11/21/25

Type: Lab Control Sample	Lab ID: QC1315276	Batch: 388020
Matrix: Water	Method: SM5220D	Prep Method: SM 5220D

QC1315276 Analyte	Result	Spiked	Units	Recovery	Qual	Limits
Chemical Oxygen Demand	103.0	100.0	mg/L	103%		90-110

Type: Matrix Spike	Lab ID: QC1315277	Batch: 388020
Matrix (Source ID): Water (547294-001)	Method: SM5220D	Prep Method: SM 5220D

QC1315277 Analyte	Result	Source Sample Result	Spiked	Units	Recovery	Qual	Limits	DF
Chemical Oxygen Demand	410.0	10.00	500.0	mg/L	80%		75-125	10

ENTHALPY ANALYTICAL

Batch QC

Type:	**Matrix Spike Duplicate**	**Lab ID:**	**QC1315278**	**Batch:**	**388020**
Matrix (Source ID):	**Water (547294-001)**	**Method:**	**SM5220D**	**Prep Method:**	**SM 5220D**

QC1315278 Analyte	Result	Source Sample Result	Spiked	Units	Recovery	Qual	Limits	RPD	RPD Lim	DF
Chemical Oxygen Demand	500.0	10.00	500.0	mg/L	98%		75-125	20	20	10

* Value is outside QC limits
E Response exceeds instrument's linear range
J Estimated value
ND Not Detected
NM Not Meaningful

Laboratory Job Number 546876

Subcontracted Products

McCampbell Analytical, Inc.

McCampbell Analytical, Inc.

"When Quality Counts"

Analytical Report

WorkOrder: 2511D65

Report Created for: Enthalpy Analytical

931 West Barkley Avenue
Orange, CA 92868

Project Contact: Zach Barker
Project P.O.: 079649
Project: EO-546876

Project Location:
Project Received: 11/18/2025

Analytical Report reviewed & approved for release on 11/25/2025 by:

Yen Cao

Yen Cao
Project Manager

The report shall not be reproduced except in full, without the written approval of the laboratory. The analytical results relate only to the items tested. Results reported conform to the most current regulatory standards, where applicable, unless otherwise stated.

1534 Willow Pass Rd. Pittsburg, CA 94565 ♦ TEL: (877) 252-9262 ♦ FAX: (925) 252-9269 ♦ www.mccampbell.com
CA ELAP 1644 ♦ ORELAP (NELAP) 4033 ♦ AIHA-LAP ID#232255 ♦ DoD-ELAP Cert # L22-757

McCampbell Analytical, Inc.
"When Quality Counts"

1534 Willow Pass Road, Pittsburg, CA 94565-1701
Toll Free Telephone: (877) 252-9262 / Fax: (925) 252-9269
http://www.mccampbell.com / E-mail: main@mccampbell.com

Glossary of Terms & Qualifier Definitions

Client: Enthalpy Analytical **WorkOrder:** 2511D65

Project: EO-546876

Glossary Abbreviation

%D	Serial Dilution Percent Difference
95% Interval	95% Confident Interval
CCV	Continuing Calibration Verification.
CCV REC (%)	% recovery of Continuing Calibration Verification.
CPT	Consumer Product Testing not NELAP Accredited
DF	Dilution Factor
DI WET	(DISTLC) Waste Extraction Test using DI water
DISS	Dissolved (direct analysis of 0.45 µm filtered and acidified water sample)
DLT	Dilution Test (Serial Dilution)
DUP	Duplicate
EDL	Estimated Detection Limit
ERS	External reference sample. Second source calibration verification.
ITEF	International Toxicity Equivalence Factor
LCS	Laboratory Control Sample
LCS2	Second LCS for the batch. Spike level is lower than that for the first LCS; applicable to method 1633.
LQL	Lowest Quantitation Level
MB	Method Blank
MB IS/SS % Rec	% Recovery of Internal Standard or Surrogate in Method Blank, if applicable
MB SS % Rec	% Recovery of Surrogate in Method Blank, if applicable
MDL	Method Detection Limit [1]
ML	Minimum Level of Quantitation
MS	Matrix Spike
MSD	Matrix Spike Duplicate
NA	Not Applicable
ND	Not detected at or above the indicated MDL or RL.
NR	Data Not Reported due to matrix interference or insufficient sample amount.
PDS	Post Digestion Spike
PF	Prep Factor
RD	Relative Difference
RL	Reporting Limit [2]
RPD	Relative Percent Difference
RRT	Relative Retention Time
RSD	Relative Standard Deviation
SNR	Surrogate is diluted out of the calibration range

[1] MDL is the minimum measured concentration of a substance that can be reported with 99% confidence that the measured concentration is distinguishable from method blank results. Definition and Procedure for the Determination of the Method Detection Limit, Revision 2, 40CFR, Part 136, Appendix B, EPA 821-R-16-006, December 2016. Values are based upon our default extraction volume/amount and are subject to change.

[2] RL is the lowest level that can be reliably determined within specified limits of precision and accuracy during routine laboratory operating conditions. (The RL cannot be lower than the lowest calibration standard used in the initial calibration of the instrument and must be greater than the MDL.) Values are based upon our default extraction volume/amount and are subject to change.

McCampbell Analytical, Inc.
"When Quality Counts"

1534 Willow Pass Road, Pittsburg, CA 94565-1701
Toll Free Telephone: (877) 252-9262 / Fax: (925) 252-9269
http://www.mccampbell.com / E-mail: main@mccampbell.com

Glossary of Terms & Qualifier Definitions

Client: Enthalpy Analytical **WorkOrder:** 2511D65

Project: EO-546876

SPK Val	Spike Value
SPKRef Val	Spike Reference Value
SPLP	Synthetic Precipitation Leachate Procedure
ST	Sorbent Tube
TCLP	Toxicity Characteristic Leachate Procedure
TEQ	Toxicity Equivalents
TNTC	“Too Numerous to Count;” greater than 250 colonies observed on the plate.
TZA	TimeZone Net Adjustment for sample collected outside of MAI's Coordinated Universal Time (UTC). (Adjustment for Daylight Saving is not accounted.)
WET (STLC)	Waste Extraction Test (Soluble Threshold Limit Concentration)

Analytical Qualifiers

a3	Sample diluted due to high organic content interfering with quantitative/or qualitative analysis.

Quality Control Qualifiers

F5	LCS/LCSD recovery is outside of acceptance limits; however, the data is acceptable based upon the TNI allowable marginal exceedances.

McCampbell Analytical, Inc.
"When Quality Counts"

1534 Willow Pass Road, Pittsburg, CA 94565-1701
Toll Free Telephone: (877) 252-9262 / Fax: (925) 252-9269
http://www.mccampbell.com / E-mail: main@mccampbell.com

Analytical Report

Client:	Enthalpy Analytical	**WorkOrder:**	2511D65
Date Received:	11/18/2025 9:40	**Extraction Method:**	E8151A
Date Prepared:	11/20/2025	**Analytical Method:**	E8151A
Project:	EO-546876	**Unit:**	µg/L

Chlorinated Herbicides by GC-ECD

Client ID	Lab ID	Matrix	Date Collected	Instrument	Batch ID
SOUTH BASIN-WESTERN INLET	2511D65-001A	Water	11/14/2025 10:55	GC15A 11202509.D	330505

Analytes	Result	MDL	RL	DF	Date Analyzed
Acifluorfen	ND	5.3	10	10	11/20/2025 16:12
Bentazon	ND	3.2	10	10	11/20/2025 16:12
Chloramben	ND	6.4	10	10	11/20/2025 16:12
2,4-D (Dichlorophenoxyacetic acid)	ND	0.79	2.0	10	11/20/2025 16:12
2,4-DB	ND	4.2	10	10	11/20/2025 16:12
Dalapon	ND	7.7	10	10	11/20/2025 16:12
DCPA (mono & diacid)	ND	5.0	10	10	11/20/2025 16:12
Dicamba	ND	0.74	2.0	10	11/20/2025 16:12
3,5-Dichlorobenzoic Acid	ND	2.4	10	10	11/20/2025 16:12
Dichloroprop	ND	3.5	10	10	11/20/2025 16:12
Dinoseb (DNBP)	ND	3.0	10	10	11/20/2025 16:12
MCPA	ND	13	20	10	11/20/2025 16:12
MCPP	ND	12	20	10	11/20/2025 16:12
4-Nitrophenol	ND	7.7	10	10	11/20/2025 16:12
Pentachlorophenol (PCP)	ND	0.55	2.0	10	11/20/2025 16:12
Picloram	ND	3.8	10	10	11/20/2025 16:12
2,4,5-T (Trichlorophenoxy acetic acid)	ND	1.0	2.0	10	11/20/2025 16:12
2,4,5-TP (Silvex)	ND	1.6	5.0	10	11/20/2025 16:12

Surrogates	REC (%)	Limits	DF	
DCAA	79	60-140	10	11/20/2025 16:12

Analyst(s): DP

Analytical Comments: a3

(Cont.)

CA ELAP 1644 • ORELAP (NELAP) 4033

McCampbell Analytical, Inc.
"When Quality Counts"

1534 Willow Pass Road, Pittsburg, CA 94565-1701
Toll Free Telephone: (877) 252-9262 / Fax: (925) 252-9269
http://www.mccampbell.com / E-mail: main@mccampbell.com

Analytical Report

Client:	Enthalpy Analytical	**WorkOrder:**	2511D65
Date Received:	11/18/2025 9:40	**Extraction Method:**	E8151A
Date Prepared:	11/20/2025	**Analytical Method:**	E8151A
Project:	EO-546876	**Unit:**	µg/L

Chlorinated Herbicides by GC-ECD

Client ID	Lab ID	Matrix	Date Collected	Instrument	Batch ID
SOUTH BASIN-EASTERN INLET	2511D65-002A	Water	11/14/2025 11:05	GC15A 11202510.D	330505

Analytes	Result	MDL	RL	DF	Date Analyzed
Acifluorfen	ND	5.3	10	10	11/20/2025 16:37
Bentazon	ND	3.2	10	10	11/20/2025 16:37
Chloramben	ND	6.4	10	10	11/20/2025 16:37
2,4-D (Dichlorophenoxyacetic acid)	ND	0.79	2.0	10	11/20/2025 16:37
2,4-DB	ND	4.2	10	10	11/20/2025 16:37
Dalapon	ND	7.7	10	10	11/20/2025 16:37
DCPA (mono & diacid)	ND	5.0	10	10	11/20/2025 16:37
Dicamba	ND	0.74	2.0	10	11/20/2025 16:37
3,5-Dichlorobenzoic Acid	ND	2.4	10	10	11/20/2025 16:37
Dichloroprop	ND	3.5	10	10	11/20/2025 16:37
Dinoseb (DNBP)	ND	3.0	10	10	11/20/2025 16:37
MCPA	ND	13	20	10	11/20/2025 16:37
MCPP	ND	12	20	10	11/20/2025 16:37
4-Nitrophenol	ND	7.7	10	10	11/20/2025 16:37
Pentachlorophenol (PCP)	ND	0.55	2.0	10	11/20/2025 16:37
Picloram	ND	3.8	10	10	11/20/2025 16:37
2,4,5-T (Trichlorophenoxy acetic acid)	ND	1.0	2.0	10	11/20/2025 16:37
2,4,5-TP (Silvex)	ND	1.6	5.0	10	11/20/2025 16:37

Surrogates	REC (%)	Limits	DF	
DCAA	93	60-140	10	11/20/2025 16:37

Analyst(s): DP

Analytical Comments: a3

McCampbell Analytical, Inc.
"When Quality Counts"

1534 Willow Pass Road, Pittsburg, CA 94565-1701
Toll Free Telephone: (877) 252-9262 / Fax: (925) 252-9269
http://www.mccampbell.com / E-mail: main@mccampbell.com

Analytical Report

Client:	Enthalpy Analytical	**WorkOrder:**	2511D65
Date Received:	11/18/2025 9:40	**Extraction Method:**	RSK175
Date Prepared:	11/19/2025	**Analytical Method:**	RSK175
Project:	EO-546876	**Unit:**	µg/L

Dissolved Carbon Dioxide by RSK 175

Client ID	Lab ID	Matrix	Date Collected	Instrument	Batch ID
SOUTH BASIN-WESTERN INLET	2511D65-001B	Water	11/14/2025 10:55	GC26 1119251104.D	330484

Analytes	Result	MDL	RL	DF	Date Analyzed
Carbon Dioxide	**2100**	100	100	2	11/19/2025 13:53

Analyst(s): CLO

Client ID	Lab ID	Matrix	Date Collected	Instrument	Batch ID
SOUTH BASIN-EASTERN INLET	2511D65-002B	Water	11/14/2025 11:05	GC26 1119251105.D	330484

Analytes	Result	MDL	RL	DF	Date Analyzed
Carbon Dioxide	**1400**	50	50	1	11/19/2025 14:10

Analyst(s): CLO

McCampbell Analytical, Inc.
"When Quality Counts"

1534 Willow Pass Road, Pittsburg, CA 94565-1701
Toll Free Telephone: (877) 252-9262 / Fax: (925) 252-9269
http://www.mccampbell.com / E-mail: main@mccampbell.com

Quality Control Report

Client:	Enthalpy Analytical	**WorkOrder:**	2511D65
Date Prepared:	11/20/2025	**BatchID:**	330505
Date Analyzed:	11/20/2025	**Extraction Method:**	E8151A
Instrument:	GC15A	**Analytical Method:**	E8151A
Matrix:	Water	**Unit:**	µg/L
Project:	EO-546876	**Sample ID:**	MB/LCS/LCSD-330505

QC Summary Report for E8151A

Analyte	MB Result	MDL	RL	SPK Val	MB IS/SS %REC	MB IS/SS Limits
Acifluorfen	ND	0.53	1.0	-	-	-
Bentazon	ND	0.32	1.0	-	-	-
Chloramben	ND	0.64	1.0	-	-	-
2,4-D (Dichlorophenoxyacetic acid)	ND	0.079	0.20	-	-	-
2,4-DB	ND	0.42	1.0	-	-	-
Dalapon	ND	0.77	1.0	-	-	-
DCPA (mono & diacid)	ND	0.50	1.0	-	-	-
Dicamba	ND	0.074	0.20	-	-	-
3,5-Dichlorobenzoic Acid	ND	0.24	1.0	-	-	-
Dichloroprop	ND	0.35	1.0	-	-	-
Dinoseb (DNBP)	ND	0.30	1.0	-	-	-
MCPA	ND	1.3	2.0	-	-	-
MCPP	ND	1.2	2.0	-	-	-
4-Nitrophenol	ND	0.77	1.0	-	-	-
Pentachlorophenol (PCP)	ND	0.055	0.20	-	-	-
Picloram	ND	0.38	1.0	-	-	-
2,4,5-T (Trichlorophenoxy acetic acid)	ND	0.10	0.20	-	-	-
2,4,5-TP (Silvex)	ND	0.16	0.50	-	-	-
Surrogate Recovery						
DCAA	9.0			10	90	70-130

(Cont.)

McCampbell Analytical, Inc.
"When Quality Counts"

1534 Willow Pass Road, Pittsburg, CA 94565-1701
Toll Free Telephone: (877) 252-9262 / Fax: (925) 252-9269
http://www.mccampbell.com / E-mail: main@mccampbell.com

Quality Control Report

Client:	Enthalpy Analytical	**WorkOrder:**	2511D65
Date Prepared:	11/20/2025	**BatchID:**	330505
Date Analyzed:	11/20/2025	**Extraction Method:**	E8151A
Instrument:	GC15A	**Analytical Method:**	E8151A
Matrix:	Water	**Unit:**	µg/L
Project:	EO-546876	**Sample ID:**	MB/LCS/LCSD-330505

QC Summary Report for E8151A

Analyte	LCS Result	LCSD Result	SPK Val	LCS %REC	LCSD %REC	LCS/LCSD Limits	RPD	RPD Limit
Acifluorfen	7.6	8.0	10	76	80	70-130	5.94	30
Bentazon	9.4	10	10	94	100	70-130	6.37	30
Chloramben	9.6	10	10	96	102	70-130	6.02	30
2,4-D (Dichlorophenoxyacetic acid)	8.0	8.6	10	80	86	70-130	7.41	30
2,4-DB	9.3	10	10	93	100	70-130	7.85	30
Dalapon	8.7	9.9	10	87	99	70-130	12.2	30
DCPA (mono & diacid)	7.1	7.7	10	71	77	70-130	7.94	30
Dicamba	8.2	8.9	10	82	89	70-130	7.31	30
3,5-Dichlorobenzoic Acid	8.1	8.8	10	81	88	70-130	8.25	30
Dichloroprop	8.2	8.8	10	82	88	70-130	7.23	30
Dinoseb (DNBP)	8.5	9.2	10	85	92	70-130	7.68	30
MCPA	78	84	100	78	84	70-130	7.89	30
MCPP	77	84	100	77	84	70-130	8.66	30
4-Nitrophenol	5.8	6.3	10	58,F5	63,F5	70-130	7.87	30
Pentachlorophenol (PCP)	8.3	8.9	10	83	89	70-130	6.95	30
Picloram	7.3	7.9	10	73	79	70-130	7.52	30
2,4,5-T (Trichlorophenoxy acetic acid)	8.4	9.1	10	84	91	70-130	7.16	30
2,4,5-TP (Silvex)	8.7	9.4	10	87	94	70-130	7.28	30
Surrogate Recovery								
DCAA	9.0	9.8	10	90	98	70-130	9.22	30

McCampbell Analytical, Inc.
"When Quality Counts"

1534 Willow Pass Road, Pittsburg, CA 94565-1701
Toll Free Telephone: (877) 252-9262 / Fax: (925) 252-9269
http://www.mccampbell.com / E-mail: main@mccampbell.com

Quality Control Report

Client:	Enthalpy Analytical	**WorkOrder:**	2511D65
Date Prepared:	11/19/2025	**BatchID:**	330484
Date Analyzed:	11/19/2025	**Extraction Method:**	RSK175
Instrument:	GC26	**Analytical Method:**	RSK175
Matrix:	Water	**Unit:**	µg/L
Project:	EO-546876	**Sample ID:**	MB/LCS/LCSD-330484

QC Summary Report for RSK175

Analyte	MB Result	MDL	RL			
Carbon Dioxide	ND	50	50	-	-	-

Analyte	LCS Result	LCSD Result	SPK Val	LCS %REC	LCSD %REC	LCS/LCSD Limits	RPD	RPD Limit
Carbon Dioxide	140	170	187.2	75	90	70-130	17.8	30

McCampbell Analytical, Inc.
"When Quality Counts"

1534 Willow Pass Road, Pittsburg, CA 94565-1701
Toll Free Telephone: (877) 252-9262 / Fax: (925) 252-9269
http://www.mccampbell.com / E-mail: main@mccampbell.com

Certified Analyte List

Client: Enthalpy Analytical **WorkOrder:** 2511D65

Project: EO-546876

Analyte	Cert 1	Cert 2	Cert 3	Cert 4	Cert 5	Analytical Method	Matrix
2,4,5-T (Trichlorophenoxy acetic acid)	◉	◉	○	○	○	E8151A	Water
2,4,5-TP (Silvex)	◉	◉	○	○	○	E8151A	Water
2,4-D (Dichlorophenoxyacetic acid)	◉	◉	○	○	○	E8151A	Water
2,4-DB	◉	◉	○	○	○	E8151A	Water
3,5-Dichlorobenzoic Acid	○	◉	○	○	○	E8151A	Water
4-Nitrophenol	◉	◉	○	○	○	E8151A	Water
Acifluorfen	○	◉	○	○	○	E8151A	Water
Bentazon	○	◉	○	○	○	E8151A	Water
Chloramben	○	◉	○	○	○	E8151A	Water
Dalapon	◉	◉	○	○	○	E8151A	Water
DCPA (mono & diacid)	○	◉	○	○	○	E8151A	Water
Dicamba	◉	◉	○	○	○	E8151A	Water
Dichloroprop	◉	◉	○	○	○	E8151A	Water
Dinoseb (DNBP)	◉	◉	○	○	○	E8151A	Water
MCPA	◉	◉	○	○	○	E8151A	Water
MCPP	◉	◉	○	○	○	E8151A	Water
Pentachlorophenol (PCP)	◉	◉	○	○	○	E8151A	Water
Picloram	○	◉	○	○	○	E8151A	Water

Certifications

Cert 1	CA ELAP 1644
Cert 2	ORELAP (NELAP) 4033

The Certified Analyte Report lists the compounds for which MAI is accredited at the time of issuance. Although MAI holds multiple accreditations, methods with extensive compound lists may not be fully accredited due to state agency availability.

McCampbell Analytical, Inc.
1534 Willow Pass Rd
Pittsburg, CA 94565-1701
(925) 252-9262

CHAIN-OF-CUSTODY RECORD

WorkOrder: 2511D65 **ClientCode: ENO** **QuoteID: 252619**

☐ WaterTrax ☐ CLIP ☐ EDF ☑ EQuIS ☑ Dry-Weight ☑ Email ☐ HardCopy ☐ ThirdParty ☑ J-flag

☑ Detection Summary ☑ **Excel** [A1_Standard _QC]

Report to:
Zach Barker
Enthalpy Analytical
931 West Barkley Avenue
Orange, CA 92868
714-771-6900 FAX:

Email: zach.barker@enthalpy.com
cc/3rd Party: incomingreports@enthalpy.com;
PO: 079649
Project: EO-546876

Bill to:
Accounts Payable/Enthalpy SoCal
Montrose Environmental Group
PO Box 842165
Boston, MA 02284-2165
003EL_ap@montrose-env.com

Requested TATs: **2 days; 5 days;**

Date Received: **11/18/2025**
Date Logged: **11/19/2025**

Lab ID	ClientSampID	Matrix	Collection Date	Hold	Requested Tests (See legend below)											
					1	2	3	4	5	6	7	8	9	10	11	12
2511D65-001	SOUTH BASIN-WESTERN INLET	Water	11/14/2025 10:55	☐	A	A	B									
2511D65-002	SOUTH BASIN-EASTERN INLET	Water	11/14/2025 11:05	☐	A	A	B									

Test Legend:

1	8151_W	2	PRDisposal Fee	3	RSK175_CO2_W	4	
5		6		7		8	
9		10		11		12	

Prepared by: Agustina Venegas

Comments:

NOTE: Soil samples are discarded 60 days after receipt unless other arrangements are made (Water samples are 30 days).
Hazardous samples will be returned to client or disposed of at client expense.

McCampbell Analytical, Inc.
"When Quality Counts"

1534 Willow Pass Road, Pittsburg, CA 94565-1701
Toll Free Telephone: (877) 252-9262 / Fax: (925) 252-9269
http://www.mccampbell.com / E-mail: main@mccampbell.com

WORK ORDER SUMMARY

Client Name: ENTHALPY ANALYTICAL **Project:** EO-546876 **Work Order:** 2511D65
Client Contact: Zach Barker **QC Level:** LEVEL 2
Contact's Email: zach.barker@enthalpy.com **Comments:** **Date Logged:** 11/19/2025

☐ WaterTrax ☐ CLIP ☐ EDF ☑ Excel ☐ EQuIS ☑ Email ☐ HardCopy ☐ ThirdParty ☑ J-flag

LabID	ClientSampID	Matrix	Test Name	Cont./ Comp.	Bottle & Preservative	U**	Head Space	Dry-Weight	Collection Date & Time	TAT	Test Due Date	Sediment Content	Hold	Sub Out
001A	SOUTH BASIN-WESTERN INLET	Water	E8151A (Chlorinated Herbicides)	1	1LA Narrow Mouth, Unpres	☐	☐	☐	11/14/2025 10:55	5 days	11/25/2025	Present	☐	☐
001B	SOUTH BASIN-WESTERN INLET	Water	RSK175 (CO2)	2	VOA, Unpres	☐	☐	☐	11/14/2025 10:55	2 days	11/20/2025	Present	☐	☐
002A	SOUTH BASIN-EASTERN INLET	Water	E8151A (Chlorinated Herbicides)	1	1LA Narrow Mouth, Unpres	☐	☐	☐	11/14/2025 11:05	5 days	11/25/2025	Present	☐	☐
002B	SOUTH BASIN-EASTERN INLET	Water	RSK175 (CO2)	2	VOA, Unpres	☐	☐	☐	11/14/2025 11:05	2 days	11/20/2025	Present	☐	☐

NOTES: * STLC and TCLP extractions require 2 days to complete; therefore, all TATs begin after the extraction is completed (i.e., One-day TAT yields results in 3 days from sample submission).

- ISM prep requires 5 to 10 days to complete; therefore, all TATs begin after the extraction is completed (i.e., One-day TAT yields results in 6 to 11 days from sample submission). Due date listed on WO summary will not accurately reflect the time needed for sample preparation.

- Organic extracts are held for 40 days before disposal; Inorganic extract are held for 30 days.

- MAI assumes that all material present in the provided sampling container is considered part of the sample - MAI does not exclude any material from the sample prior to sample preparation unless requested in writing by the client.

U = An unpreserved container was received for a method that suggests a preservation in order to extend hold time for analysis.**

Cont./Comp. = Containers /Composites

25 11D65

HOLD TIME RUSH

ENTHALPY ANALYTICAL

931 West Barkley Ave
Orange, CA 92868
(714) 771-6900

Subcontract Laboratory:
McCampbell Analytical, Inc.
1534 Willow Pass Rd.
Pittsburg, CA 94565
ATTN: Quote ID: 252619
PO #: PO-079649

Enthalpy Order: EO-546876
PM: Zach Barker
Email: zach.barker@enthalpy.com
CC: incomingreports@enthalpy.com
Phone: (714) 771-6900

Results Due: Standard TAT
Report Level: II
Report To: MDL
EDDs: Standard Excel EDD

Notes:

Sample ID	Collected	Lab ID	# Cont.	Matrix	Analysis Requested	Comment
+ SOUTH BASIN - WESTERN INLET	14-NOV-2025 10:55	546876-001	1	Water	EPA 8151A Chlorinated Herbicides	
			2	Water	RSK-175 CO2 *	
+ SOUTH BASIN - EASTERN INLET	14-NOV-2025 11:05	546876-002	1	Water	EPA 8151A Chlorinated Herbicides	
			2	Water	RSK-175 CO2 *	

Notes:	Relinquished By:	Received By:
		[signature]
	Date:	Date: 11/18/25 0940
	Date:	Date:
	Date:	Date:

* REVISED COC RECEIVED 11/18/25. RSK VOAS to be SHIPPED LATER.
- RSK VOAS RECEIVED 11/19/25

O.ACMA
1R41

1 of 1

FEDEX: 886132957710

ENTHALPY ANALYTICAL

931 West Barkley Ave
Orange, CA 92868
(714) 771-6900

Subcontract Laboratory:
Enthalpy - El Dorado Hills
1104 Windfield Way
El Dorado Hills, CA 95762
ATTN: Mark Rein
PO #: Required, to be sent via email

Enthalpy Order: EO-546876
PM: Zach Barker
Email: zach.barker@enthalpy.com
CC: incomingreports@enthalpy.com
Phone: (714) 771-6900

Results Due: Standard TAT
Report Level: II
Report To: MDL
EDDs: BLDR:Enthalpy (the normal EDD you send to Orange)

Notes:

Chiquita Canyon Landfill Stormwater

Sample ID	Collected	Lab ID	# Cont.	Matrix	Analysis Requested	Comment
SOUTH BASIN - WESTERN INLET	14-NOV-2025 10:55	546876-001	1	Water	EPA 8290 - 2,3,7,8-TCDD Only	
SOUTH BASIN - EASTERN INLET	14-NOV-2025 11:05	546876-002	1	Water	EPA 8290 - 2,3,7,8-TCDD Only	

Notes:	Relinquished By:	Received By:
	[signature]	
	Date: 11-17-25 15:03	Date:
	Date:	Date:
	Date:	Date:

ENTHALPY ANALYTICAL

931 West Barkley Ave
Orange, CA 92868
(714) 771-6900

Subcontract Laboratory:
McCampbell Analytical, Inc.
1534 Willow Pass Rd.
Pittsburg, CA 94565
ATTN: Quote ID: 252619
PO #: PO-079649

Enthalpy Order: EO-546876
PM: Zach Barker
Email: zach.barker@enthalpy.com
CC: incomingreports@enthalpy.com
Phone: (714) 771-6900

Results Due: Standard TAT
Report Level: II
Report To: MDL
EDDs: Standard Excel EDD

Notes:

Sample ID	Collected	Lab ID	# Cont.	Matrix	Analysis Requested	Comment
SOUTH BASIN - WESTERN INLET	14-NOV-2025 10:55	546876-001	1	Water	EPA 8151A Chlorinated Herbicides	
			2	Water	RSK-175 CO2	
SOUTH BASIN - EASTERN INLET	14-NOV-2025 11:05	546876-002	1	Water	EPA 8151A Chlorinated Herbicides	
			2	Water	RSK-175 CO2	

Notes:	Relinquished By:	Received By:
	[signature]	Kelia Wadsworth Kelia Wadsworth
	Date: 11-17-25 15:03	Date: 11/18/25 0952
	[signature]	[signature] NAV.
	Date: 11/18/25 1250	Date: 11/19/25 0948
	Date:	Date:

0.1 cm
1R41

1 of 1

FEDEX: 886169832114

McCampbell Analytical, Inc.
"When Quality Counts"
1534 Willow Pass Road, Pittsburg, CA 94565-1701
Toll Free Telephone: (877) 252-9262 / Fax: (925) 252-9269
http://www.mccampbell.com / E-mail: main@mccampbell.com

Sample Receipt Checklist

Client Name:	Enthalpy Analytical	Date and Time Received:	11/18/2025 09:40
Project:	EO-546876	Date Logged:	11/19/2025
		Received by:	Agustina Venegas
WorkOrder №:	2511D65 Matrix: Water	Logged by:	Agustina Venegas
Carrier:	FedEx		

Chain of Custody (COC) Information

Chain of custody present?	Yes	☑	No	☐		
Chain of custody signed when relinquished and received?	Yes	☑	No	☐		
Chain of custody agrees with sample labels?	Yes	☑	No	☐		
Sample IDs noted by Client on COC?	Yes	☑	No	☐		
Date and Time of collection noted by Client on COC?	Yes	☑	No	☐		
Sampler's name noted on COC?	Yes	☐	No	☑		
COC agrees with Quote?	Yes	☑	No	☐	NA	☐
COC quote NOT expired?	Yes	☑	No	☐	NA	☐

Sample Receipt Information

Custody seals intact on shipping container/cooler?	Yes	☐	No	☐	NA	☑
Custody seals intact on sample bottles?	Yes	☐	No	☐	NA	☑
Shipping container/cooler in good condition?	Yes	☑	No	☐		
Samples in proper containers/bottles?	Yes	☑	No	☐		
Sample containers intact?	Yes	☑	No	☐		
Sufficient sample volume for indicated test?	Yes	☑	No	☐		

Sample Preservation and Hold Time (HT) Information

All samples received within holding time?	Yes	☑	No	☐	NA	☐
Samples Received on Ice?	Yes	☑	No	☐		
(Ice Type: WET ICE)						
Sample/Temp Blank temperature	Temp: 0.4°C				NA	☐
ZHS conditional analyses: VOA meets zero headspace requirement (VOCs, TPHg/BTEX, RSK)?	Yes	☐	No	☐	NA	☑
Sample labels checked for correct preservation?	Yes	☑	No	☐		
pH acceptable upon receipt (Metal: <2)?	Yes	☐	No	☐	NA	☑

UCMR Samples:

pH tested and acceptable upon receipt (200.7: ≤2; 533: 6 - 8; 537.1: 6 - 8)?	Yes	☐	No	☐	NA	☑
Free Chlorine tested and acceptable upon receipt (<0.1mg/L) [not applicable to 200.7]?	Yes	☐	No	☐	NA	☑

Comments:

Enthalpy Analytical
931 West Barkley Ave
Orange, CA 92868
(714) 771-6900

enthalpy.com

Lab Job Number : 546946
Report Level : II
Report Date : 12/02/2025

Analytical Report *prepared for:*

Kate Logan
Waste Connections
Chiquita Canyon Landfill
29201 Henry Mayo Drive
Castaic, CA 91384

Project: CCLF STORMWATER - Chiquita Canyon Stormwater

Authorized for release by:



Zach Barker, Project Manager
zach.barker@enthalpy.com

This data package has been reviewed for technical correctness and completeness. Release of this data has been authorized by the Laboratory Manager or the Manager's designee, as verified by the above signature which applies to this PDF file as well as any associated electronic data deliverable files. The results contained in this report meet all requirements of NELAP and pertain only to those samples which were submitted for analysis. This report may be reproduced only in its entirety.

CA ELAP# 1338, CA ELAP #1338-S1, NELAP# 4038, SCAQMD LAP# 18LA0518, LACSD ID# 10105, ORELAP# 4197

ENTHALPY ANALYTICAL

Sample Summary

Kate Logan Waste Connections Chiquita Canyon Landfill 29201 Henry Mayo Drive Castaic, CA 91384		Lab Job #: Project No: Location: Date Received:	546946 CCLF STORMWATER Chiquita Canyon Stormwater 11/15/25

Sample ID	Lab ID	Collected	Matrix
SOUTH	546946-001	11/15/25 13:15	Water

Case Narrative

Waste Connections Chiquita Canyon Landfill 29201 Henry Mayo Drive Castaic, CA 91384 Kate Logan	Lab Job Number: 546946 Project No: CCLF STORMWATER Location: Chiquita Canyon Stormwater Date Received: 11/15/25

This data package contains sample and QC results for one water sample, requested for the above referenced project on 11/15/25. The sample was received in good condition.

Volatile Organics by GC/MS (EPA 8260B):

- SOUTH (lab # 546946-001) had pH greater than 2.
- No other analytical problems were encountered.

Semivolatile Organics by GC/MS (EPA 8270C):
No analytical problems were encountered.

Semivolatile Organics by GC/MS (EPA 625.1):
No analytical problems were encountered.

Semivolatile Organics by GC/MS SIM (EPA 8270C-SIM):
No analytical problems were encountered.

Pesticides (EPA 8081A):
No analytical problems were encountered.

Total Organic Carbon by IR (SM 5310B):
No analytical problems were encountered.

PCBs (EPA 8082):
No analytical problems were encountered.

Metals (EPA 200.7, EPA 200.8, and EPA 245.1):

- Low recoveries were observed for mercury in the MS/MSD for batch 387627; the parent sample was not a project sample, the LCS was within limits, and the associated RPD was within limits.
- Low recoveries were observed for zinc in the MS/MSD for batch 387675; the parent sample was not a project sample, the LCS was within limits, and the associated RPD was within limits.
- No other analytical problems were encountered.

Ion Chromatography (EPA 300.0):
No analytical problems were encountered.

Total Phosphorus as P (SM 4500-P-B5-E):
No analytical problems were encountered.

Conductivity (SM2510B):
No analytical problems were encountered.

Total Oil & Grease (HEM) (EPA 1664A):

- Matrix spikes were not performed for this analysis due to insufficient sample volume.
- No analytical problems were encountered.

Total Phenolics (EPA 420.1):
No analytical problems were encountered.

Alkalinity (SM2320B):
No analytical problems were encountered.

Sulfide (SM 4500-S2-D):
No analytical problems were encountered.

Total Dissolved Solids (TDS) (SM2540C):

- High RPD was observed for total dissolved solids in the SDUP for batch 387812; the parent sample was not a project sample.
- No other analytical problems were encountered.

Total Suspended Solids (TSS) (SM2540D):
No analytical problems were encountered.

Chemical Oxygen Demand (SM5220D):
No analytical problems were encountered.

Biochemical Oxygen Demand (SM5210B):
No analytical problems were encountered.

Turbidity (SM2130B):
No analytical problems were encountered.

Cyanide - Semi-Automated Method (SM 4500-CN-E and SM 4500-CN-E):
No analytical problems were encountered.

Coliform - 9221 Tests (SM 9221B and SM 9221F):
No analytical problems were encountered.

Ammonia and TKN- Semi-Automated Method (SM 4500-NH3-G):

- Responses exceeding the instrument's linear range were observed for ammonia-N in the MS/MSD for batch 387757; affected data was qualified with "E".
- No other analytical problems were encountered.

Organophosphorus Pesticides (EPA 8141A):
Pace Laboratories in Bakersfield, CA performed the analysis (see sublab report section for certifications). Please see the Pace Laboratories case narrative.

8151A Chlorinated Herbicides (EPA 8151A):
McCampbell Analytical, Inc. in Pittsburg, CA performed the analysis (NELAP certified). Please see the McCampbell Analytical, Inc. case narrative.

RSK-175 CO2 (RSK-175):
McCampbell Analytical, Inc. in Pittsburg, CA performed the analysis (see sublab report section for certifications). Please see the McCampbell Analytical, Inc. case narrative.

Dioxins & Furans (EPA 8290):
Enthalpy - El Dorado Hills in El Dorado Hills, CA performed the analysis (see sublab report section for certifications). Please see the Enthalpy - El Dorado Hills case narrative.

EPA 625.1 (EPA 625.1):
Pace Analytical - Mt. Juliet in Mt. Juliet, TN performed the analysis (see sublab report section for certifications). Please see the Pace Analytical - Mt. Juliet case narrative.

ENTHALPY ANALYTICAL

Chain of Custody Record

Lab No:

Page: 1 of 3

Turn Around Time (rush by advanced notice only)

Standard:	X	5 Day:		3 Day:	
2 Day:		1 Day:		Custom TAT:	

Enthalpy Analytical - Orange

931 W. Barkley Avenue, Orange, CA 92868

Phone 714-771-6900

Matrix: A = Air S = Soil/Solid W = Water DW = Drinking Wate SD = Sediment PP = Pure Product SEA = Sea Water SW = Swab T = Tissue WP = Wipe O = Other

Preservatives: 1 = $Na_2S_2O_3$ 2 = HCl 3 = HNO_3 4 = H_2SO_4 5 = NaOH 6 = Other

Sample Receipt Temp: 1/2/E 1.6/1.9 3.5/5.2 (lab use only)

CUSTOMER INFORMATION		PROJECT INFORMATION	
Company:	Chiquita Canyon, LLC	Name:	SW - Inlets
Report To:	Kate Logan	Number:	
Email:	kate.logan@wasteconnections.com	P.O. #:	
Address:	29201 Henry Mayo Drive	Address:	29201 Henry Mayo Drive
	Castaic, CA 91384		Castaic, CA 91384
Phone:	682-559-3880	Global ID:	
Fax:		Sampled By:	MT, CH

	Sample ID	Sampling Date	Sampling Time	Matrix	Container No. / Size	Pres.	200.7/200.8 Metals (see comments)	245.1 Mercury	4500-CN-E Cyanide	8081 Pesticides / 8082 PCBs	8141 Organophosphorous Pesticides	8151 Herbicides	8260 VOCs	8260 Acrolein/Acrylonitrile	8270C	8290 2,3,7,8-TCDD	Test Instructions / Comments
1	South Basin - Outlet	11/15/25	1315	W	31	6,2,4,1	X	X	X	X	X	X	X	X	X	X	Temp: 17.2°C, pH 7.18
2																	
3																	
4																	
5																	
6																	
7																	
8																	
9																	
10																	

Analysis Request

Test Instructions / Comments

200.8 - Ag, As, B, Ba, Be, Cd, Co, Cr, Cu, Ni, Mn, Pb, Sb, Se, Sn, Tl, V, Zn
200.7 - Fe, Ca, K, Mg, Na

Additional email recipients:
matt.breuer@wasteconnections.com
stormwater@wasteconnections.com
tmb@swteng.com
aav@swteng.com

Direct invoices to:
Maribel Bolanos
(661) 257-3665

Login 546946

	Signature	Print Name	Company / Title	Date / Time
[1] Relinquished By:		Caleb Hercyk	CTEH	11/15/25 1600
[1] Received By:		NTab	ENA	11-15-25 1600
[2] Relinquished By:				
[2] Received By:				
[3] Relinquished By:				
[3] Received By:				

ENTHALPY ANALYTICAL

Chain of Custody Record

Lab No:

Page: 2 of 3

Turn Around Time (rush by advanced notice only)

Standard:	X	5 Day:		3 Day:	
2 Day:		1 Day:		Custom TAT:	

Enthalpy Analytical - Orange

931 W. Barkley Avenue, Orange, CA 92868

Phone 714-771-6900

Matrix: A = Air S = Soil/Solid
W = Water DW = Drinking Wate SD = Sediment
PP = Pure Product SEA = Sea Water
SW = Swab T = Tissue WP = Wipe O = Other

Preservatives:
1 = $Na_2S_2O_3$ 2 = HCl 3 = HNO_3
4 = H_2SO_4 5 = NaOH 6 = Other

Sample Receipt Temp:

(lab use only)

CUSTOMER INFORMATION		PROJECT INFORMATION	
Company:	Chiquita Canyon, LLC	Name:	SW - Inlets
Report To:	Kate Logan	Number:	
Email:	kate.logan@wasteconnections.com	P.O. #:	
Address:	29201 Henry Mayo Drive	Address:	29201 Henry Mayo Drive
	Castaic, CA 91384		Castaic, CA 91384
Phone:	682-559-3880	Global ID:	
Fax:		Sampled By:	MT, CH

	Sample ID	Sampling Date	Sampling Time	Matrix	Container No. / Size	Pres.	SM4500-S2-D Total Sulfide	420.1 Total Phenolics	1664A Oil and Grease	9221B Tota Coliform	9221F E. Coli	300.0 Cl, Br, Fl, NO3, NO2, SO4	2540D TSS	5310B TOC	8270 SIM 1,4-Dioxane	SM2320B Alkalinity	Test Instructions / Comments
1	South Basin - Outlet	11/15/25	1315	W	31	6,2,4,1	X	X	X	X	X	X	X	X	X	X	Temp: 17.2°C, pH 7.18
2																	
3																	
4																	
5																	
6																	
7																	
8																	
9																	
10																	

Analysis Request

Test Instructions / Comments

Additional email recipients:
matt.breuer@wasteconnections.com
stormwater@wasteconnections.com
tmb@swteng.com
aav@swteng.com

Direct invoices to:
Maribel Bolanos
(661) 257-3665

	Signature	Print Name	Company / Title	Date / Time
[1] Relinquished By:		Colby Hercyk	CTEH	11/15/25 1600
[1] Received By:			EA	11-15-25 1600
[2] Relinquished By:				
[2] Received By:				
[3] Relinquished By:				
[3] Received By:				

ENTHALPY ANALYTICAL

Chain of Custody Record

Lab No:

Page: 3 of 3

Turn Around Time (rush by advanced notice only)

Standard:	X	5 Day:		3 Day:	
2 Day:		1 Day:		Custom TAT:	

Enthalpy Analytical - Orange

931 W. Barkley Avenue, Orange, CA 92868

Phone 714-771-6900

Matrix: A = Air S = Soil/Solid
W = Water DW = Drinking Wate SD = Sediment
PP = Pure Product SEA = Sea Water
SW = Swab T = Tissue WP = Wipe O = Other

Preservatives:
1 = $Na_2S_2O_3$ 2 = HCl 3 = HNO_3
4 = H_2SO_4 5 = NaOH 6 = Other

Sample Receipt Temp:

(lab use only)

CUSTOMER INFORMATION		PROJECT INFORMATION	
Company:	Chiquita Canyon, LLC	Name:	SW - Inlets
Report To:	Kate Logan	Number:	
Email:	kate.logan@wasteconnections.com	P.O. #:	
Address:	29201 Henry Mayo Drive	Address:	29201 Henry Mayo Drive
	Castaic, CA 91384		Castaic, CA 91384
Phone:	682-559-3880	Global ID:	
Fax:		Sampled By:	MT, CH

	Sample ID	Sampling Date	Sampling Time	Matrix	Container No. / Size	Pres.	SM5220D Chemical Oxygen Demand	SM2510B Specific Conductance	RSK-175 Carbon Dioxide	2540E TDS	SM2130B Turbidity	350.1 Ammonia	625.1 - See Comments	625.1 Alpha-Terpineol	SM5210B BOD		Test Instructions / Comments
1	South Basin - Outlet	11/15/25	1315	W	31	6,2,4,1	X	X	X	X	X	X	X	X	X		Temp: 17.2°C, pH 7.18
2																	
3																	
4																	
5																	
6																	
7																	
8																	
9																	
10																	

Analysis Request

Test Instructions / Comments

625.1 - Benzoic Acid, Pyridine, Phenol, 2-methylphenol, 3,4-methylphenol, Cresol, Naphthalene, alpha-terpineol

Additional email recipients:
matt.breuer@wasteconnections.com
stormwater@wasteconnections.com
tmb@swteng.com
aav@swteng.com

Direct invoices to:
Maribel Bolanos
(661) 257-3665

	Signature	Print Name	Company / Title	Date / Time
[1] Relinquished By:		Caleb Hevron	CTEH	11/15/25 1600
[1] Received By:		Matt	EA	11-15-25 1600
[2] Relinquished By:				
[2] Received By:				
[3] Relinquished By:				
[3] Received By:				

SAMPLE RECEIPT CHECKLIST

Section 1: General Info
Date Received: 11-15-25 WO# 546946 Client: Chiquita

Section 2: Shipping / Custody **Are custody seals present?** ☐ Yes ☒ No
Custody seals intact on arrival? ☒ N/A ☐ Yes ☐ No ☐ On cooler / box ☐ On samples
☐ Courier ☒ Walk-In ☐ Field Sampling ☐ Shipping Info: _____

Section 3a: Condition / Packaging ☐ **Outside 0.0 - 6.0°C (0.0 - 10.0°C for microbiology) (PM notified)**
Date Opened 11-15-25 By (initials) NB Type of ice used: ☒ Wet ☒ Blue/Gel ☐ None
☐ Samples received on ice directly from the field; cooling process had begun. (if checked, skip temperatures)
☐ Sample matrix doesn't require cooling (e.g. air, bulk PCB). (if checked, skip temperatures)
If no cooler: Observed/Adjusted Temp (°C): _____ / _____ Thermometer/IR Gun: IR18 CF: 0.3
Cooler Temp (°C) #1: 1.6 / 1.9 #2: 5.5 / 5.8 #3: ____/____ #4: ____/____ #5: ____/____ #6: ____/____

Section 3b: Microbiology Samples ☒ **No microbiology samples submitted (skip 3b)**
☐ Within temp range 0.0 - 10.0°C or received on ice directly from field.
☐ Adequate headspace for microbiology analysis.

Section 3c: Air Samples ☒ **No air samples submitted (skip 3c)**
☐ 1.4L Canisters ☐ 6L Canisters ☐ Tedlar Bags ☐ MCE Cassettes ☐ Sorbent Tubes ☐ Other _____

Section 4: Containers / Labels / Samples	YES	NO	N/A
1) Were custody papers present, filled properly, and legible?	X		
2) Is the sampler's name present on the CoC?	X		
3) Were containers received in good condition (unbroken / unopened / uncompromised)?	X		
4) Were the samples bagged? (required for microbiology samples; recommended for soil samples)			X
5) Were all of, and only, the correct samples received?	X		
6) Are sample labels present, legible, and in agreement with the CoC?	X		
7) Does the container count match the CoC?	X		
8) Was sufficient sample volume / mass received for the analyses requested?	X		
9) Were samples received in proper containers for the analyses requested?	X		
10) Were samples received with > 1/2 holding time remaining?	X		
11) Are samples properly preserved as indicated by CoC / labels?	X		
12) Unpreserved VOAs received - If necessary, was the hold time changed in LIMS?			X
13) Are VOA vials free from headspace/bubbles > 6mm?	X		

Section 5: Explanations / Comments
(If no comments are made, then no discrepancies noted.)

☐ **No additional discrepancies**

Date Logged 11-15-25 **By (print)** N/A **(sign)**
Date Labeled 11-15-25 **By (print)** N/A **(sign)**

Outlook

[External] - Project 546946 Modification

From Matt Breuer <Matthew.Breuer@WasteConnections.com>
Date Tue 11/18/2025 3:41 PM
To Zachary Barker <Zach.barker@enthalpy.com>

EXTERNAL EMAIL - This email was sent by a person from outside your organization. Exercise caution when clicking links, opening attachments or taking further action, before validating its authenticity.

Hi Zach,

Can you please make the following modifications to 546946:

- Add phosphorus analysis under 4500-P-B5-E or a similar analytical method.
- Update the sample ID to "South" in place of "South Basin- Outlet".

Thank you,

Matt Breuer, PE
Region Environmental Manager
Waste Connections - Western Region
425-414-2903 (mobile)

CONFIDENTIALITY NOTICE: The contents of this email message and any attachments are intended solely for the addressee(s) and may contain confidential, proprietary and/or privileged information and may be legally protected from disclosure. If you are not the intended recipient of this message or their agent, or if this message has been addressed to you in error, please immediately alert the sender by reply email and then delete this message and any attachments and the reply from your system. If you are not the intended recipient, you are hereby notified that any disclosure, use, dissemination, copying, or storage of this message or its attachments is strictly prohibited.

ENTHALPY ANALYTICAL

Analysis Results for 546946

Kate Logan
Waste Connections
Chiquita Canyon Landfill
29201 Henry Mayo Drive
Castaic, CA 91384

Lab Job #: 546946
Project No: CCLF STORMWATER
Location: Chiquita Canyon Stormwater
Date Received: 11/15/25

Sample ID: SOUTH **Lab ID: 546946-001** **Collected: 11/15/25 13:15**
Matrix: Water

546946-001 Analyte	Result	Qual	Units	RL	MDL	DF	Batch	Prepared	Analyzed	Chemist
Method: EPA 1664A Prep Method: METHOD										
Total Oil and Grease	ND		mg/L	4.9	0.95	0.98	388388	11/25/25	11/25/25	JAG
Method: EPA 200.7 Prep Method: EPA 3015A										
Calcium	**51**		mg/L	1.0	0.46	1	387746	11/18/25	11/18/25	CAP
Iron	**12**		mg/L	0.10	0.055	1	387746	11/18/25	11/18/25	CAP
Magnesium	**8.6**		mg/L	0.10	0.051	1	387746	11/18/25	11/18/25	CAP
Potassium	**9.6**		mg/L	0.50	0.50	1	387746	11/18/25	11/18/25	CAP
Sodium	**39**		mg/L	0.60	0.38	1	387746	11/18/25	11/18/25	CAP
Method: EPA 200.8 Prep Method: EPA 3015A										
Antimony	ND		ug/L	2.0	1.0	1	387675	11/17/25	11/19/25	KAM
Arsenic	**5.8**		ug/L	2.0	0.27	1	387675	11/17/25	11/19/25	KAM
Barium	**89**		ug/L	5.0	0.44	1	387675	11/17/25	11/19/25	KAM
Beryllium	**0.31**	J	ug/L	1.0	0.083	1	387675	11/17/25	11/19/25	KAM
Boron	**120**		ug/L	100	57	10	387675	11/17/25	11/21/25	KAM
Cadmium	ND		ug/L	1.0	0.26	1	387675	11/17/25	11/19/25	KAM
Chromium	**11**		ug/L	5.0	0.40	1	387675	11/17/25	11/19/25	KAM
Cobalt	**3.9**		ug/L	1.0	0.13	1	387675	11/17/25	11/19/25	KAM
Copper	**16**		ug/L	5.0	1.4	1	387675	11/17/25	11/19/25	KAM
Lead	**9.1**		ug/L	5.0	0.23	1	387675	11/17/25	11/19/25	KAM
Manganese	**140**		ug/L	10	4.5	1	387675	11/17/25	11/19/25	KAM
Nickel	**8.4**		ug/L	5.0	0.89	1	387675	11/17/25	11/19/25	KAM
Selenium	**2.0**	J	ug/L	4.0	1.8	1	387675	11/17/25	11/19/25	KAM
Silver	ND		ug/L	5.0	0.36	1	387675	11/17/25	11/19/25	KAM
Thallium	ND		ug/L	1.0	0.15	1	387675	11/17/25	11/19/25	KAM
Tin	ND		ug/L	5.0	1.5	1	387675	11/17/25	11/19/25	KAM
Vanadium	**21**		ug/L	5.0	0.36	1	387675	11/17/25	11/19/25	KAM
Zinc	**83**		ug/L	10	7.4	1	387675	11/17/25	11/19/25	KAM
Method: EPA 245.1 Prep Method: EPA 245.1										
Mercury	**0.064**	J	ug/L	0.40	0.032	1	387627	11/17/25	11/17/25	MLL
Method: EPA 300.0 Prep Method: METHOD										
Fluoride	**0.19**	J	mg/L	0.20	0.059	1	387492	11/15/25 16:30	11/16/25 06:53	AJL
Chloride	**21**		mg/L	1.0	0.26	1	387492	11/15/25 16:30	11/16/25 06:53	AJL
Nitrogen, Nitrite	**0.04**	J	mg/L	0.10	0.02	1	387492	11/15/25 16:30	11/16/25 06:53	AJL

Results for any subcontracted analyses are not included in this section.

ENTHALPY ANALYTICAL

Analysis Results for 546946

546946-001 Analyte	Result	Qual	Units	RL	MDL	DF	Batch	Prepared	Analyzed	Chemist
Bromide	**0.064**	J	mg/L	0.30	0.061	1	387492	11/15/25 16:30	11/16/25 06:53	AJL
Nitrogen, Nitrate	**1.5**		mg/L	0.10	0.05	1	387492	11/15/25 16:30	11/16/25 06:53	AJL
Sulfate	**120**		mg/L	10	1.8	10	387492	11/15/25 16:30	11/16/25 07:12	AJL
Method: EPA 350.1 Prep Method: METHOD										
Ammonia-N	**0.12**		mg/L	0.10	0.050	1	387757	11/20/25	11/21/25	JAK
Method: EPA 420.1 Prep Method: METHOD										
Total Phenolics	ND		mg/L	0.010	0.0065	1	388582	11/26/25	11/26/25	LVL
Method: EPA 625.1 Prep Method: EPA 3510C										
Pyridine	ND		ug/L	9.4	2.7	0.94	387643	11/17/25	11/18/25	TJW
Phenol	ND		ug/L	9.4	2.0	0.94	387643	11/17/25	11/18/25	TJW
2-Methylphenol	ND		ug/L	9.4	3.1	0.94	387643	11/17/25	11/18/25	TJW
3-,4-Methylphenol	ND		ug/L	9.4	2.8	0.94	387643	11/17/25	11/18/25	TJW
Benzoic acid	ND		ug/L	47	10	0.94	387643	11/17/25	11/18/25	TJW
Naphthalene	ND		ug/L	9.4	3.4	0.94	387643	11/17/25	11/18/25	TJW
Cresol	ND		ug/L	9.4		0.94	387643	11/17/25	11/18/25	TJW
Method: EPA 8081A Prep Method: EPA 3510C										
alpha-BHC	ND		ug/L	0.05	0.02	0.94	387596	11/16/25	11/25/25	XLY
beta-BHC	ND		ug/L	0.05	0.02	0.94	387596	11/16/25	11/25/25	XLY
gamma-BHC	ND		ug/L	0.05	0.02	0.94	387596	11/16/25	11/25/25	XLY
delta-BHC	ND		ug/L	0.05	0.02	0.94	387596	11/16/25	11/25/25	XLY
Heptachlor	ND		ug/L	0.05	0.01	0.94	387596	11/16/25	11/25/25	XLY
Aldrin	ND		ug/L	0.05	0.02	0.94	387596	11/16/25	11/25/25	XLY
Heptachlor epoxide	ND		ug/L	0.05	0.02	0.94	387596	11/16/25	11/25/25	XLY
Endosulfan I	ND		ug/L	0.05	0.02	0.94	387596	11/16/25	11/25/25	XLY
Dieldrin	ND		ug/L	0.09	0.01	0.94	387596	11/16/25	11/25/25	XLY
4,4'-DDE	ND		ug/L	0.09	0.02	0.94	387596	11/16/25	11/25/25	XLY
Endrin	ND		ug/L	0.09	0.02	0.94	387596	11/16/25	11/25/25	XLY
Endosulfan II	ND		ug/L	0.09	0.02	0.94	387596	11/16/25	11/25/25	XLY
Endosulfan sulfate	ND		ug/L	0.09	0.02	0.94	387596	11/16/25	11/25/25	XLY
4,4'-DDD	ND		ug/L	0.09	0.02	0.94	387596	11/16/25	11/25/25	XLY
Endrin aldehyde	ND		ug/L	0.09	0.02	0.94	387596	11/16/25	11/25/25	XLY
Endrin ketone	ND		ug/L	0.09	0.02	0.94	387596	11/16/25	11/25/25	XLY
4,4'-DDT	ND		ug/L	0.09	0.03	0.94	387596	11/16/25	11/25/25	XLY
Methoxychlor	ND		ug/L	0.09	0.06	0.94	387596	11/16/25	11/25/25	XLY
Toxaphene	ND		ug/L	1.9	0.8	0.94	387596	11/16/25	11/25/25	XLY
Chlordane (Technical)	ND		ug/L	0.9	0.2	0.94	387596	11/16/25	11/25/25	XLY
Surrogates				**Limits**						
TCMX	88%		%REC	29-120		0.94	387596	11/16/25	11/25/25	XLY
Decachlorobiphenyl	86%		%REC	33-132		0.94	387596	11/16/25	11/25/25	XLY
Method: EPA 8082 Prep Method: EPA 3510C										
Aroclor-1016	ND		ug/L	0.47	0.28	0.94	387596	11/16/25	11/25/25	XLY
Aroclor-1221	ND		ug/L	0.47	0.33	0.94	387596	11/16/25	11/25/25	XLY
Aroclor-1232	ND		ug/L	0.47	0.30	0.94	387596	11/16/25	11/25/25	XLY
Aroclor-1242	ND		ug/L	0.47	0.39	0.94	387596	11/16/25	11/25/25	XLY

Results for any subcontracted analyses are not included in this section.

ENTHALPY ANALYTICAL

Analysis Results for 546946

546946-001 Analyte	Result	Qual	Units	RL	MDL	DF	Batch	Prepared	Analyzed	Chemist
Aroclor-1248	ND		ug/L	0.47	0.22	0.94	387596	11/16/25	11/25/25	XLY
Aroclor-1254	ND		ug/L	0.47	0.33	0.94	387596	11/16/25	11/25/25	XLY
Aroclor-1260	ND		ug/L	0.47	0.31	0.94	387596	11/16/25	11/25/25	XLY
Aroclor-1262	ND		ug/L	0.47	0.38	0.94	387596	11/16/25	11/25/25	XLY
Aroclor-1268	ND		ug/L	0.47	0.33	0.94	387596	11/16/25	11/25/25	XLY
Surrogates				**Limits**						
Decachlorobiphenyl (PCB)	75%		%REC	28-138		0.94	387596	11/16/25	11/25/25	XLY
Method: EPA 8260B Prep Method: EPA 5030B										
Carbon Disulfide	ND		ug/L	5.0	0.1	1	387728	11/18/25	11/18/25	HMN
Chloroprene	ND		ug/L	200	2.7	1	387728	11/18/25	11/18/25	HMN
3-Chloropropene	ND		ug/L	5.0	0.2	1	387728	11/18/25	11/18/25	HMN
Ethyl methacrylate	ND		ug/L	50	3.9	1	387728	11/18/25	11/18/25	HMN
Ethanol	ND		ug/L	500	160	1	387728	11/18/25	11/18/25	HMN
2-Hexanone	ND		ug/L	5.0	1.3	1	387728	11/18/25	11/18/25	HMN
Isopropanol (IPA)	ND		ug/L	200	96	1	387728	11/18/25	11/18/25	HMN
Methyl acrylonitrile	ND		ug/L	35	4.2	1	387728	11/18/25	11/18/25	HMN
Vinyl Acetate	ND		ug/L	50	3.2	1	387728	11/18/25	11/18/25	HMN
Acrolein	ND		ug/L	200	2.6	1	387728	11/18/25	11/18/25	HMN
Acrylonitrile	ND		ug/L	10	0.7	1	387728	11/18/25	11/18/25	HMN
Freon 12	ND		ug/L	5.0	0.2	1	387728	11/18/25	11/18/25	HMN
Chloromethane	ND		ug/L	5.0	0.09	1	387728	11/18/25	11/18/25	HMN
Vinyl Chloride	ND		ug/L	5.0	0.1	1	387728	11/18/25	11/18/25	HMN
Bromomethane	ND		ug/L	5.0	0.1	1	387728	11/18/25	11/18/25	HMN
Chloroethane	ND		ug/L	5.0	0.1	1	387728	11/18/25	11/18/25	HMN
Trichlorofluoromethane	ND		ug/L	5.0	0.1	1	387728	11/18/25	11/18/25	HMN
Iodomethane	ND		ug/L	5.0		1	387728	11/18/25	11/18/25	HMN
Acetone	ND		ug/L	100	14	1	387728	11/18/25	11/18/25	HMN
Freon 113	ND		ug/L	5.0	0.1	1	387728	11/18/25	11/18/25	HMN
1,1-Dichloroethene	ND		ug/L	5.0	0.1	1	387728	11/18/25	11/18/25	HMN
Methylene Chloride	ND		ug/L	10	0.2	1	387728	11/18/25	11/18/25	HMN
MTBE	ND		ug/L	5.0	0.1	1	387728	11/18/25	11/18/25	HMN
trans-1,2-Dichloroethene	ND		ug/L	5.0	0.1	1	387728	11/18/25	11/18/25	HMN
1,1-Dichloroethane	ND		ug/L	5.0	0.09	1	387728	11/18/25	11/18/25	HMN
2-Butanone	**3.3**	J	ug/L	10	1.3	1	387728	11/18/25	11/18/25	HMN
cis-1,2-Dichloroethene	ND		ug/L	5.0	0.1	1	387728	11/18/25	11/18/25	HMN
2,2-Dichloropropane	ND		ug/L	5.0	0.2	1	387728	11/18/25	11/18/25	HMN
Chloroform	ND		ug/L	5.0	0.08	1	387728	11/18/25	11/18/25	HMN
Bromochloromethane	ND		ug/L	5.0	0.1	1	387728	11/18/25	11/18/25	HMN
1,1,1-Trichloroethane	ND		ug/L	5.0	0.1	1	387728	11/18/25	11/18/25	HMN
1,1-Dichloropropene	ND		ug/L	5.0	0.1	1	387728	11/18/25	11/18/25	HMN
Carbon Tetrachloride	ND		ug/L	5.0	0.1	1	387728	11/18/25	11/18/25	HMN
1,2-Dichloroethane	ND		ug/L	5.0	0.2	1	387728	11/18/25	11/18/25	HMN
Benzene	ND		ug/L	1.0	0.1	1	387728	11/18/25	11/18/25	HMN
Trichloroethene	ND		ug/L	5.0	0.1	1	387728	11/18/25	11/18/25	HMN
1,2-Dichloropropane	ND		ug/L	5.0	0.09	1	387728	11/18/25	11/18/25	HMN
Bromodichloromethane	ND		ug/L	5.0	0.07	1	387728	11/18/25	11/18/25	HMN
Dibromomethane	ND		ug/L	5.0	0.1	1	387728	11/18/25	11/18/25	HMN
4-Methyl-2-Pentanone	ND		ug/L	5.0	1.0	1	387728	11/18/25	11/18/25	HMN
cis-1,3-Dichloropropene	ND		ug/L	5.0	0.1	1	387728	11/18/25	11/18/25	HMN
Toluene	ND		ug/L	5.0	0.1	1	387728	11/18/25	11/18/25	HMN
trans-1,3-Dichloropropene	ND		ug/L	5.0	0.09	1	387728	11/18/25	11/18/25	HMN

Results for any subcontracted analyses are not included in this section.

ENTHALPY ANALYTICAL

Analysis Results for 546946

546946-001 Analyte	Result	Qual	Units	RL	MDL	DF	Batch	Prepared	Analyzed	Chemist
1,1,2-Trichloroethane	ND		ug/L	5.0	0.1	1	387728	11/18/25	11/18/25	HMN
1,3-Dichloropropane	ND		ug/L	5.0	0.07	1	387728	11/18/25	11/18/25	HMN
Tetrachloroethene	ND		ug/L	5.0	0.2	1	387728	11/18/25	11/18/25	HMN
Dibromochloromethane	ND		ug/L	5.0	0.1	1	387728	11/18/25	11/18/25	HMN
1,2-Dibromoethane	ND		ug/L	5.0	0.1	1	387728	11/18/25	11/18/25	HMN
Chlorobenzene	ND		ug/L	5.0	0.1	1	387728	11/18/25	11/18/25	HMN
1,1,1,2-Tetrachloroethane	ND		ug/L	5.0	0.07	1	387728	11/18/25	11/18/25	HMN
Ethylbenzene	ND		ug/L	5.0	0.1	1	387728	11/18/25	11/18/25	HMN
m,p-Xylenes	ND		ug/L	5.0	0.2	1	387728	11/18/25	11/18/25	HMN
o-Xylene	ND		ug/L	5.0	0.1	1	387728	11/18/25	11/18/25	HMN
Styrene	ND		ug/L	5.0	0.1	1	387728	11/18/25	11/18/25	HMN
Bromoform	ND		ug/L	5.0	0.06	1	387728	11/18/25	11/18/25	HMN
Isopropylbenzene	ND		ug/L	5.0	0.1	1	387728	11/18/25	11/18/25	HMN
1,1,2,2-Tetrachloroethane	ND		ug/L	5.0	0.1	1	387728	11/18/25	11/18/25	HMN
1,2,3-Trichloropropane	ND		ug/L	5.0	0.3	1	387728	11/18/25	11/18/25	HMN
Propylbenzene	ND		ug/L	5.0	0.1	1	387728	11/18/25	11/18/25	HMN
Bromobenzene	ND		ug/L	5.0	0.1	1	387728	11/18/25	11/18/25	HMN
1,3,5-Trimethylbenzene	ND		ug/L	5.0	0.1	1	387728	11/18/25	11/18/25	HMN
2-Chlorotoluene	ND		ug/L	5.0	0.1	1	387728	11/18/25	11/18/25	HMN
4-Chlorotoluene	ND		ug/L	5.0	0.2	1	387728	11/18/25	11/18/25	HMN
tert-Butylbenzene	ND		ug/L	5.0	0.1	1	387728	11/18/25	11/18/25	HMN
1,2,4-Trimethylbenzene	ND		ug/L	5.0	0.1	1	387728	11/18/25	11/18/25	HMN
sec-Butylbenzene	ND		ug/L	5.0	0.2	1	387728	11/18/25	11/18/25	HMN
para-Isopropyl Toluene	ND		ug/L	5.0	0.2	1	387728	11/18/25	11/18/25	HMN
1,3-Dichlorobenzene	ND		ug/L	5.0	0.1	1	387728	11/18/25	11/18/25	HMN
1,4-Dichlorobenzene	ND		ug/L	5.0	0.2	1	387728	11/18/25	11/18/25	HMN
n-Butylbenzene	ND		ug/L	5.0	0.1	1	387728	11/18/25	11/18/25	HMN
1,2-Dichlorobenzene	ND		ug/L	5.0	0.1	1	387728	11/18/25	11/18/25	HMN
1,2-Dibromo-3-Chloropropane	ND		ug/L	5.0	0.6	1	387728	11/18/25	11/18/25	HMN
1,2,4-Trichlorobenzene	ND		ug/L	5.0	0.3	1	387728	11/18/25	11/18/25	HMN
Hexachlorobutadiene	ND		ug/L	5.0	0.3	1	387728	11/18/25	11/18/25	HMN
1,2,3-Trichlorobenzene	ND		ug/L	5.0	0.3	1	387728	11/18/25	11/18/25	HMN
cis-1,4-Dichloro-2-butene	ND		ug/L	5.0	0.3	1	387728	11/18/25	11/18/25	HMN
trans-1,4-Dichloro-2-butene	ND		ug/L	5.0	0.3	1	387728	11/18/25	11/18/25	HMN
Xylene (total)	ND		ug/L	5.0		1	387728	11/18/25	11/18/25	HMN
Surrogates				**Limits**						
Dibromofluoromethane	111%		%REC	70-130		1	387728	11/18/25	11/18/25	HMN
1,2-Dichloroethane-d4	100%		%REC	70-130		1	387728	11/18/25	11/18/25	HMN
Toluene-d8	100%		%REC	70-130		1	387728	11/18/25	11/18/25	HMN
Bromofluorobenzene	103%		%REC	70-130		1	387728	11/18/25	11/18/25	HMN
Method: EPA 8270C-SIM Prep Method: EPA 3535										
1,4-Dioxane	ND		ug/L	1.0	0.87	1	387578	11/16/25	11/18/25	ZFA
Surrogates				**Limits**						
1,4-Dioxane-d8 (SUR)	102%		%REC	80-120		1	387578	11/16/25	11/18/25	ZFA
Method: EPA 8270C Prep Method: EPA 3510C										
Carbazole	ND		ug/L	9.4	2.6	0.94	387643	11/17/25	11/18/25	TJW
N-Nitrosodimethylamine	ND		ug/L	9.4	2.7	0.94	387643	11/17/25	11/18/25	TJW
Aniline	ND		ug/L	9.4	2.7	0.94	387643	11/17/25	11/18/25	TJW

Results for any subcontracted analyses are not included in this section.

ENTHALPY ANALYTICAL

Analysis Results for 546946

546946-001 Analyte	Result	Qual	Units	RL	MDL	DF	Batch	Prepared	Analyzed	Chemist
bis(2-Chloroethyl)ether	ND		ug/L	24	3.5	0.94	387643	11/17/25	11/18/25	TJW
2-Chlorophenol	ND		ug/L	9.4	3.4	0.94	387643	11/17/25	11/18/25	TJW
1,3-Dichlorobenzene	ND		ug/L	9.4	3.1	0.94	387643	11/17/25	11/18/25	TJW
1,4-Dichlorobenzene	ND		ug/L	9.4	3.2	0.94	387643	11/17/25	11/18/25	TJW
Benzyl alcohol	ND		ug/L	24	5.4	0.94	387643	11/17/25	11/18/25	TJW
1,2-Dichlorobenzene	ND		ug/L	9.4	3.1	0.94	387643	11/17/25	11/18/25	TJW
bis(2-Chloroisopropyl) ether	ND		ug/L	9.4	3.6	0.94	387643	11/17/25	11/18/25	TJW
N-Nitroso-di-n-propylamine	ND		ug/L	9.4	3.6	0.94	387643	11/17/25	11/18/25	TJW
Hexachloroethane	ND		ug/L	9.4	2.8	0.94	387643	11/17/25	11/18/25	TJW
Nitrobenzene	ND		ug/L	24	7.9	0.94	387643	11/17/25	11/18/25	TJW
Isophorone	ND		ug/L	9.4	3.5	0.94	387643	11/17/25	11/18/25	TJW
2-Nitrophenol	ND		ug/L	9.4	5.1	0.94	387643	11/17/25	11/18/25	TJW
2,4-Dimethylphenol	ND		ug/L	9.4	3.1	0.94	387643	11/17/25	11/18/25	TJW
bis(2-Chloroethoxy)methane	ND		ug/L	9.4	3.5	0.94	387643	11/17/25	11/18/25	TJW
2,4-Dichlorophenol	ND		ug/L	9.4	3.5	0.94	387643	11/17/25	11/18/25	TJW
1,2,4-Trichlorobenzene	ND		ug/L	9.4	3.2	0.94	387643	11/17/25	11/18/25	TJW
4-Chloroaniline	ND		ug/L	9.4	2.9	0.94	387643	11/17/25	11/18/25	TJW
Hexachlorobutadiene	ND		ug/L	9.4	2.1	0.94	387643	11/17/25	11/18/25	TJW
4-Chloro-3-methylphenol	ND		ug/L	9.4	3.4	0.94	387643	11/17/25	11/18/25	TJW
2-Methylnaphthalene	ND		ug/L	9.4	3.2	0.94	387643	11/17/25	11/18/25	TJW
Hexachlorocyclopentadiene	ND		ug/L	24	7.4	0.94	387643	11/17/25	11/18/25	TJW
2,4,6-Trichlorophenol	ND		ug/L	9.4	3.8	0.94	387643	11/17/25	11/18/25	TJW
2,4,5-Trichlorophenol	ND		ug/L	9.4	3.5	0.94	387643	11/17/25	11/18/25	TJW
2-Chloronaphthalene	ND		ug/L	9.4	3.2	0.94	387643	11/17/25	11/18/25	TJW
2-Nitroaniline	ND		ug/L	47	4.1	0.94	387643	11/17/25	11/18/25	TJW
Dimethylphthalate	ND		ug/L	9.4	3.2	0.94	387643	11/17/25	11/18/25	TJW
Acenaphthylene	ND		ug/L	9.4	3.6	0.94	387643	11/17/25	11/18/25	TJW
2,6-Dinitrotoluene	ND		ug/L	9.4	4.2	0.94	387643	11/17/25	11/18/25	TJW
3-Nitroaniline	ND		ug/L	9.4	3.8	0.94	387643	11/17/25	11/18/25	TJW
Acenaphthene	ND		ug/L	9.4	3.1	0.94	387643	11/17/25	11/18/25	TJW
2,4-Dinitrophenol	ND		ug/L	47	14	0.94	387643	11/17/25	11/18/25	TJW
4-Nitrophenol	ND		ug/L	9.4	8.0	0.94	387643	11/17/25	11/18/25	TJW
Dibenzofuran	ND		ug/L	9.4	3.0	0.94	387643	11/17/25	11/18/25	TJW
2,4-Dinitrotoluene	ND		ug/L	9.4	4.0	0.94	387643	11/17/25	11/18/25	TJW
Diethylphthalate	ND		ug/L	9.4	2.8	0.94	387643	11/17/25	11/18/25	TJW
Fluorene	ND		ug/L	9.4	2.9	0.94	387643	11/17/25	11/18/25	TJW
4-Chlorophenyl-phenylether	ND		ug/L	9.4	2.9	0.94	387643	11/17/25	11/18/25	TJW
4-Nitroaniline	ND		ug/L	9.4	3.2	0.94	387643	11/17/25	11/18/25	TJW
4,6-Dinitro-2-methylphenol	ND		ug/L	47	16	0.94	387643	11/17/25	11/18/25	TJW
N-Nitrosodiphenylamine	ND		ug/L	9.4	3.7	0.94	387643	11/17/25	11/18/25	TJW
1,2-diphenylhydrazine (as azobenzene)	ND		ug/L	9.4	2.8	0.94	387643	11/17/25	11/18/25	TJW
4-Bromophenyl-phenylether	ND		ug/L	9.4	3.1	0.94	387643	11/17/25	11/18/25	TJW
Hexachlorobenzene	ND		ug/L	9.4	2.9	0.94	387643	11/17/25	11/18/25	TJW
Pentachlorophenol	ND		ug/L	24	5.4	0.94	387643	11/17/25	11/18/25	TJW
Phenanthrene	ND		ug/L	9.4	2.8	0.94	387643	11/17/25	11/18/25	TJW
Anthracene	ND		ug/L	9.4	2.6	0.94	387643	11/17/25	11/18/25	TJW
Di-n-butylphthalate	ND		ug/L	9.4	2.8	0.94	387643	11/17/25	11/18/25	TJW
Fluoranthene	ND		ug/L	9.4	2.7	0.94	387643	11/17/25	11/18/25	TJW
Benzidine	ND		ug/L	47	18	0.94	387643	11/17/25	11/18/25	TJW
Pyrene	ND		ug/L	9.4	2.5	0.94	387643	11/17/25	11/18/25	TJW
Butylbenzylphthalate	ND		ug/L	9.4	3.4	0.94	387643	11/17/25	11/18/25	TJW

Results for any subcontracted analyses are not included in this section.

ENTHALPY ANALYTICAL

Analysis Results for 546946

546946-001 Analyte	Result	Qual	Units	RL	MDL	DF	Batch	Prepared	Analyzed	Chemist
3,3'-Dichlorobenzidine	ND		ug/L	24	4.9	0.94	387643	11/17/25	11/18/25	TJW
Benzo(a)anthracene	ND		ug/L	9.4	2.3	0.94	387643	11/17/25	11/18/25	TJW
Chrysene	ND		ug/L	9.4	2.3	0.94	387643	11/17/25	11/18/25	TJW
bis(2-Ethylhexyl)phthalate	ND		ug/L	9.4	3.1	0.94	387643	11/17/25	11/18/25	TJW
Di-n-octylphthalate	ND		ug/L	9.4	4.4	0.94	387643	11/17/25	11/18/25	TJW
Benzo(b)fluoranthene	ND		ug/L	9.4	2.9	0.94	387643	11/17/25	11/18/25	TJW
Benzo(k)fluoranthene	ND		ug/L	9.4	2.9	0.94	387643	11/17/25	11/18/25	TJW
Benzo(a)pyrene	ND		ug/L	9.4	3.0	0.94	387643	11/17/25	11/18/25	TJW
Indeno(1,2,3-cd)pyrene	ND		ug/L	9.4	4.0	0.94	387643	11/17/25	11/18/25	TJW
Dibenz(a,h)anthracene	ND		ug/L	9.4	3.9	0.94	387643	11/17/25	11/18/25	TJW
Benzo(g,h,i)perylene	ND		ug/L	9.4	3.9	0.94	387643	11/17/25	11/18/25	TJW
Surrogates				**Limits**						
2-Fluorophenol	38%		%REC	15-120		0.94	387643	11/17/25	11/18/25	TJW
Phenol-d6	27%		%REC	15-120		0.94	387643	11/17/25	11/18/25	TJW
2,4,6-Tribromophenol	50%		%REC	15-140		0.94	387643	11/17/25	11/18/25	TJW
Nitrobenzene-d5	47%		%REC	15-123		0.94	387643	11/17/25	11/18/25	TJW
2-Fluorobiphenyl	43%		%REC	15-120		0.94	387643	11/17/25	11/18/25	TJW
Terphenyl-d14	45%		%REC	15-120		0.94	387643	11/17/25	11/18/25	TJW
Method: SM 4500-CN-E Prep Method: METHOD										
Cyanide	**0.0020**	J	mg/L	0.0050	0.0017	0.5	388149	11/22/25	11/24/25	JAK
Method: SM 4500-P-B5-E										
Phosphorus	**0.61**		mg/L	0.020	0.012	1	388279	11/23/25	11/24/25	RDL
Method: SM 4500-S2-D Prep Method: METHOD										
Sulfide	ND		mg/L	0.10		1	387823	11/18/25	11/18/25	TXC
Method: SM 5310B Prep Method: SM 5310B										
Total Organic Carbon	**16**		mg/L	1.0	0.49	1	387640	11/17/25	11/19/25	BDR
Method: SM 9221B Prep Method: METHOD										
Coliform, Total	**>1,600**		MPN/100ml	1.8		1	387584	11/15/25 17:37	11/17/25 15:46	BLV
Method: SM 9221F										
Coliform, E. Coli	**>1,600**		MPN/100ml	1.8		1	387584	11/15/25 17:37	11/17/25 15:46	BLV
Method: SM2130B										
Turbidity	**380**		NTU	0.20	0.12	1	387554	11/15/25 18:49	11/15/25 18:49	TRR
Method: SM2320B Prep Method: METHOD										
Bicarbonate	**70**		mg/L	2.4		1	388436	11/26/25	11/26/25	ARM
Alkalinity, Total as CaCO3	**58**		mg/L	2.0		1	388436	11/26/25	11/26/25	ARM
Method: SM2510B Prep Method: METHOD										
Specific Conductance	**480**		umhos/cm	1.0		1	387821	11/18/25	11/18/25	AAB
Method: SM2540C Prep Method: METHOD										
Total Dissolved Solids	**440**		mg/L	20		2	387812	11/18/25	11/19/25	AAB
Method: SM2540D Prep Method: METHOD										

Results for any subcontracted analyses are not included in this section.

ENTHALPY ANALYTICAL

Analysis Results for 546946

546946-001 Analyte	Result	Qual	Units	RL	MDL	DF	Batch	Prepared	Analyzed	Chemist
Total Suspended Solids	**240**		mg/L	0.5		1	388212	11/22/25	11/23/25	TRR
Method: SM5210B Prep Method: METHOD										
Biochemical Oxygen Demand	**14**	BOD5	mg/L	3.0		1	387633	11/17/25 10:56	11/22/25 15:34	WWC
Method: SM5220D Prep Method: SM 5220D										
Chemical Oxygen Demand	**62**		mg/L	4.0	2.0	1	387876	11/19/25	11/20/25	ARM

>	Value exceeds indicated concentration
BOD5	Estimated result, under-depleted, highest volume replicate reported
J	Estimated value
ND	Not Detected

Results for any subcontracted analyses are not included in this section.

ENTHALPY ANALYTICAL

Batch QC

Type: Blank	Lab ID: QC1316902	Batch: 388388
Matrix: Water	Method: EPA 1664A	Prep Method: METHOD

QC1316902 Analyte	Result	Qual	Units	RL	MDL	Prepared	Analyzed
Total Oil and Grease	ND		mg/L	5.0	0.97	11/25/25	11/25/25

Type: Lab Control Sample	Lab ID: QC1316903	Batch: 388388
Matrix: Water	Method: EPA 1664A	Prep Method: METHOD

QC1316903 Analyte	Result	Spiked	Units	Recovery	Qual	Limits
Total Oil and Grease	37.80	40.00	mg/L	95%		78-114

Type: Lab Control Sample Duplicate	Lab ID: QC1316904	Batch: 388388
Matrix: Water	Method: EPA 1664A	Prep Method: METHOD

QC1316904 Analyte	Result	Spiked	Units	Recovery	Qual	Limits	RPD	RPD Lim
Total Oil and Grease	37.60	40.00	mg/L	94%		78-114	1	18

Type: Blank	Lab ID: QC1314388	Batch: 387746
Matrix: Water	Method: EPA 200.7	Prep Method: EPA 3015A

QC1314388 Analyte	Result	Qual	Units	RL	MDL	Prepared	Analyzed
Calcium	ND		mg/L	0.46	0.46	11/18/25	11/18/25
Iron	ND		mg/L	0.055	0.055	11/18/25	11/18/25
Magnesium	ND		mg/L	0.10	0.051	11/18/25	11/18/25
Potassium	ND		mg/L	0.50	0.50	11/18/25	11/18/25
Sodium	ND		mg/L	0.50	0.38	11/18/25	11/18/25

Type: Lab Control Sample	Lab ID: QC1314389	Batch: 387746
Matrix: Water	Method: EPA 200.7	Prep Method: EPA 3015A

QC1314389 Analyte	Result	Spiked	Units	Recovery	Qual	Limits
Calcium	19.61	20.40	mg/L	96%		85-115
Iron	0.3872	0.4000	mg/L	97%		85-115
Magnesium	20.22	20.40	mg/L	99%		85-115
Potassium	23.95	24.00	mg/L	100%		85-115
Sodium	20.15	20.40	mg/L	99%		85-115

ENTHALPY ANALYTICAL

Batch QC

Type:	Matrix Spike	Lab ID:	QC1314390	Batch:	387746
Matrix (Source ID):	Water (546667-001)	Method:	EPA 200.7	Prep Method:	EPA 3015A

QC1314390 Analyte	Result	Source Sample Result	Spiked	Units	Recovery	Qual	Limits	DF
Calcium	85.91	67.99	20.40	mg/L	88%		75-125	1
Iron	10.97	11.46	0.4000	mg/L	-121%	NM	75-125	1
Magnesium	24.88	5.364	20.40	mg/L	96%		75-125	1
Potassium	30.82	7.291	24.00	mg/L	98%		75-125	1
Sodium	27.25	8.043	20.40	mg/L	94%		75-125	1

Type:	Matrix Spike Duplicate	Lab ID:	QC1314391	Batch:	387746
Matrix (Source ID):	Water (546667-001)	Method:	EPA 200.7	Prep Method:	EPA 3015A

QC1314391 Analyte	Result	Source Sample Result	Spiked	Units	Recovery	Qual	Limits	RPD	RPD Lim	DF
Calcium	86.27	67.99	20.40	mg/L	90%		75-125	0	20	1
Iron	10.70	11.46	0.4000	mg/L	-190%	NM	75-125	3	20	1
Magnesium	25.15	5.364	20.40	mg/L	97%		75-125	1	20	1
Potassium	31.34	7.291	24.00	mg/L	100%		75-125	2	20	1
Sodium	27.68	8.043	20.40	mg/L	96%		75-125	2	20	1

Type:	Serial Dilution	Lab ID:	QC1314493	Batch:	387746
Matrix (Source ID):	Water (546667-001)	Method:	EPA 200.7	Prep Method:	EPA 3015A

QC1314493 Analyte	Result	Source Sample Result	Units	Qual	RPD	RPD Lim	DF
Calcium	68.74	67.99	mg/L				5
Iron	12.00	11.46	mg/L				5
Magnesium	5.533	5.364	mg/L				5
Potassium	7.230	7.291	mg/L				5
Sodium	8.201	8.043	mg/L				5

ENTHALPY ANALYTICAL

Batch QC

Type: Blank	Lab ID: QC1314140	Batch: 387675
Matrix: Water	Method: EPA 200.8	Prep Method: EPA 3015A

QC1314140 Analyte	Result	Qual	Units	RL	MDL	Prepared	Analyzed
Antimony	ND		ug/L	2.0	1.0	11/17/25	11/19/25
Arsenic	ND		ug/L	2.0	0.27	11/17/25	11/19/25
Barium	ND		ug/L	5.0	0.44	11/17/25	11/19/25
Beryllium	ND		ug/L	1.0	0.083	11/17/25	11/19/25
Boron	ND		ug/L	10	5.7	11/17/25	11/21/25
Cadmium	ND		ug/L	1.0	0.26	11/17/25	11/19/25
Chromium	ND		ug/L	5.0	0.40	11/17/25	11/19/25
Cobalt	ND		ug/L	1.0	0.13	11/17/25	11/19/25
Copper	ND		ug/L	5.0	1.4	11/17/25	11/19/25
Lead	ND		ug/L	5.0	0.23	11/17/25	11/19/25
Manganese	ND		ug/L	10	4.5	11/17/25	11/19/25
Nickel	ND		ug/L	5.0	0.89	11/17/25	11/19/25
Selenium	ND		ug/L	4.0	1.8	11/17/25	11/19/25
Silver	ND		ug/L	5.0	0.36	11/17/25	11/19/25
Thallium	ND		ug/L	1.0	0.15	11/17/25	11/19/25
Tin	ND		ug/L	5.0	1.5	11/17/25	11/19/25
Vanadium	ND		ug/L	5.0	0.36	11/17/25	11/19/25
Zinc	ND		ug/L	10	7.4	11/17/25	11/19/25

Type: Lab Control Sample	Lab ID: QC1314141	Batch: 387675
Matrix: Water	Method: EPA 200.8	Prep Method: EPA 3015A

QC1314141 Analyte	Result	Spiked	Units	Recovery	Qual	Limits
Antimony	101.1	100.0	ug/L	101%		85-115
Arsenic	97.04	100.0	ug/L	97%		85-115
Barium	95.29	100.0	ug/L	95%		85-115
Beryllium	100.3	100.0	ug/L	100%		85-115
Boron	94.54	100.0	ug/L	95%		85-115
Cadmium	94.55	100.0	ug/L	95%		85-115
Chromium	95.54	100.0	ug/L	96%		85-115
Cobalt	99.45	100.0	ug/L	99%		85-115
Copper	97.72	100.0	ug/L	98%		85-115
Lead	101.7	100.0	ug/L	102%		85-115
Manganese	97.74	100.0	ug/L	98%		85-115
Nickel	98.52	100.0	ug/L	99%		85-115
Selenium	97.27	100.0	ug/L	97%		85-115
Silver	47.90	50.00	ug/L	96%		85-115
Thallium	112.6	100.0	ug/L	113%		85-115
Tin	96.31	100.0	ug/L	96%		85-115
Vanadium	95.94	100.0	ug/L	96%		85-115
Zinc	103.7	100.0	ug/L	104%		85-115

ENTHALPY ANALYTICAL

Batch QC

Type:	Matrix Spike	Lab ID:	QC1314144	Batch:	387675
Matrix (Source ID):	Water (546903-003)	Method:	EPA 200.8	Prep Method:	EPA 3015A

QC1314144 Analyte	Result	Source Sample Result	Spiked	Units	Recovery	Qual	Limits	DF
Antimony	105.8	1.205	100.0	ug/L	105%		70-130	1
Arsenic	99.34	2.236	100.0	ug/L	97%		70-130	1
Barium	119.2	18.66	100.0	ug/L	101%		70-130	1
Beryllium	96.25	ND	100.0	ug/L	96%		70-130	1
Boron	189.9	104.1	100.0	ug/L	86%		70-130	10
Cadmium	98.36	0.3192	100.0	ug/L	98%		70-130	1
Chromium	99.85	1.858	100.0	ug/L	98%		70-130	1
Cobalt	103.6	0.5842	100.0	ug/L	103%		70-130	1
Copper	188.1	85.86	100.0	ug/L	102%		70-130	1
Lead	111.2	6.024	100.0	ug/L	105%		70-130	1
Manganese	121.4	23.36	100.0	ug/L	98%		70-130	1
Nickel	111.7	11.09	100.0	ug/L	101%		70-130	1
Selenium	99.43	ND	100.0	ug/L	99%		70-130	1
Silver	51.43	2.432	50.00	ug/L	98%		70-130	1
Thallium	111.9	ND	100.0	ug/L	112%		70-130	1
Tin	102.9	2.338	100.0	ug/L	101%		70-130	1
Vanadium	102.2	3.719	100.0	ug/L	99%		70-130	1
Zinc	262.8	162.7	100.0	ug/L	100%		70-130	1

Type:	Matrix Spike Duplicate	Lab ID:	QC1314145	Batch:	387675
Matrix (Source ID):	Water (546903-003)	Method:	EPA 200.8	Prep Method:	EPA 3015A

QC1314145 Analyte	Result	Source Sample Result	Spiked	Units	Recovery	Qual	Limits	RPD	RPD Lim	DF
Antimony	102.9	1.205	100.0	ug/L	102%		70-130	3	20	1
Arsenic	100.3	2.236	100.0	ug/L	98%		70-130	1	20	1
Barium	116.3	18.66	100.0	ug/L	98%		70-130	3	20	1
Beryllium	95.38	ND	100.0	ug/L	95%		70-130	1	20	1
Boron	198.7	104.1	100.0	ug/L	95%		70-130	5	20	10
Cadmium	96.24	0.3192	100.0	ug/L	96%		70-130	2	20	1
Chromium	98.65	1.858	100.0	ug/L	97%		70-130	1	20	1
Cobalt	101.2	0.5842	100.0	ug/L	101%		70-130	2	20	1
Copper	187.7	85.86	100.0	ug/L	102%		70-130	0	20	1
Lead	105.5	6.024	100.0	ug/L	99%		70-130	5	20	1
Manganese	120.9	23.36	100.0	ug/L	98%		70-130	0	20	1
Nickel	110.8	11.09	100.0	ug/L	100%		70-130	1	20	1
Selenium	97.29	ND	100.0	ug/L	97%		70-130	2	20	1
Silver	50.56	2.432	50.00	ug/L	96%		70-130	2	20	1
Thallium	113.0	ND	100.0	ug/L	113%		70-130	1	20	1
Tin	101.5	2.338	100.0	ug/L	99%		70-130	1	20	1
Vanadium	101.0	3.719	100.0	ug/L	97%		70-130	1	20	1
Zinc	266.2	162.7	100.0	ug/L	103%		70-130	1	20	1

ENTHALPY ANALYTICAL

Batch QC

Type:	Matrix Spike	Lab ID:	QC1314146	Batch:	387675
Matrix (Source ID):	Water (546903-004)	Method:	EPA 200.8	Prep Method:	EPA 3015A

QC1314146 Analyte	Result	Source Sample Result	Spiked	Units	Recovery	Qual	Limits	DF
Antimony	108.8	1.228	100.0	ug/L	108%		70-130	1
Arsenic	101.8	2.527	100.0	ug/L	99%		70-130	1
Barium	121.1	19.35	100.0	ug/L	102%		70-130	1
Beryllium	99.67	ND	100.0	ug/L	100%		70-130	1
Boron	171.3	73.76	100.0	ug/L	98%		70-130	10
Cadmium	100.8	ND	100.0	ug/L	101%		70-130	1
Chromium	100.4	2.240	100.0	ug/L	98%		70-130	1
Cobalt	102.4	0.4312	100.0	ug/L	102%		70-130	1
Copper	147.8	47.61	100.0	ug/L	100%		70-130	1
Lead	108.1	3.528	100.0	ug/L	105%		70-130	1
Manganese	115.4	16.71	100.0	ug/L	99%		70-130	1
Nickel	107.3	5.505	100.0	ug/L	102%		70-130	1
Selenium	98.82	ND	100.0	ug/L	99%		70-130	1
Silver	50.59	ND	50.00	ug/L	101%		70-130	1
Thallium	119.9	0.2452	100.0	ug/L	120%		70-130	1
Tin	100.5	ND	100.0	ug/L	101%		70-130	1
Vanadium	106.5	7.229	100.0	ug/L	99%		70-130	1
Zinc	243.4	206.1	100.0	ug/L	37%	*	70-130	1

Type:	Matrix Spike Duplicate	Lab ID:	QC1314147	Batch:	387675
Matrix (Source ID):	Water (546903-004)	Method:	EPA 200.8	Prep Method:	EPA 3015A

QC1314147 Analyte	Result	Source Sample Result	Spiked	Units	Recovery	Qual	Limits	RPD	RPD Lim	DF
Antimony	102.9	1.228	100.0	ug/L	102%		70-130	6	20	1
Arsenic	98.58	2.527	100.0	ug/L	96%		70-130	3	20	1
Barium	115.3	19.35	100.0	ug/L	96%		70-130	5	20	1
Beryllium	97.66	ND	100.0	ug/L	98%		70-130	2	20	1
Boron	169.7	73.76	100.0	ug/L	96%		70-130	1	20	10
Cadmium	95.51	ND	100.0	ug/L	96%		70-130	5	20	1
Chromium	96.61	2.240	100.0	ug/L	94%		70-130	4	20	1
Cobalt	99.62	0.4312	100.0	ug/L	99%		70-130	3	20	1
Copper	143.7	47.61	100.0	ug/L	96%		70-130	3	20	1
Lead	103.6	3.528	100.0	ug/L	100%		70-130	4	20	1
Manganese	112.2	16.71	100.0	ug/L	95%		70-130	3	20	1
Nickel	102.8	5.505	100.0	ug/L	97%		70-130	4	20	1
Selenium	95.67	ND	100.0	ug/L	96%		70-130	3	20	1
Silver	48.13	ND	50.00	ug/L	96%		70-130	5	20	1
Thallium	114.2	0.2452	100.0	ug/L	114%		70-130	5	20	1
Tin	96.79	ND	100.0	ug/L	97%		70-130	4	20	1
Vanadium	103.2	7.229	100.0	ug/L	96%		70-130	3	20	1
Zinc	248.1	206.1	100.0	ug/L	42%	*	70-130	2	20	1

ENTHALPY ANALYTICAL

Batch QC

Type: Blank	Lab ID: QC1313968	Batch: 387627
Matrix: Water	Method: EPA 245.1	Prep Method: EPA 245.1

QC1313968 Analyte	Result	Qual	Units	RL	MDL	Prepared	Analyzed
Mercury	ND		ug/L	0.40	0.032	11/17/25	11/17/25

Type: Lab Control Sample	Lab ID: QC1313969	Batch: 387627
Matrix: Water	Method: EPA 245.1	Prep Method: EPA 245.1

QC1313969 Analyte	Result	Spiked	Units	Recovery	Qual	Limits
Mercury	5.257	5.000	ug/L	105%		85-115

Type: Matrix Spike	Lab ID: QC1313970	Batch: 387627
Matrix (Source ID): Water (546755-001)	Method: EPA 245.1	Prep Method: EPA 245.1

QC1313970 Analyte	Result	Source Sample Result	Spiked	Units	Recovery	Qual	Limits	DF
Mercury	1.826	ND	5.000	ug/L	37%	*	75-125	1

Type: Matrix Spike Duplicate	Lab ID: QC1313971	Batch: 387627
Matrix (Source ID): Water (546755-001)	Method: EPA 245.1	Prep Method: EPA 245.1

QC1313971 Analyte	Result	Source Sample Result	Spiked	Units	Recovery	Qual	Limits	RPD	RPD Lim	DF
Mercury	1.835	ND	5.000	ug/L	37%	*	75-125	0	20	1

Type: Matrix Spike	Lab ID: QC1313972	Batch: 387627
Matrix (Source ID): Water (546848-001)	Method: EPA 245.1	Prep Method: EPA 245.1

QC1313972 Analyte	Result	Source Sample Result	Spiked	Units	Recovery	Qual	Limits	DF
Mercury	4.909	0.3591	5.000	ug/L	91%		75-125	1

Type: Matrix Spike Duplicate	Lab ID: QC1313973	Batch: 387627
Matrix (Source ID): Water (546848-001)	Method: EPA 245.1	Prep Method: EPA 245.1

QC1313973 Analyte	Result	Source Sample Result	Spiked	Units	Recovery	Qual	Limits	RPD	RPD Lim	DF
Mercury	5.070	0.3591	5.000	ug/L	94%		75-125	3	20	1

ENTHALPY ANALYTICAL

Batch QC

Type:	**Blank**	**Lab ID:**	**QC1313448**	**Batch:**	**387492**
Matrix:	**Water**	**Method:**	**EPA 300.0**	**Prep Method:**	**METHOD**

QC1313448 Analyte	Result	Qual	Units	RL	MDL	Prepared	Analyzed
Fluoride	ND		mg/L	0.20	0.059	11/15/25 12:30	11/15/25 14:38
Chloride	ND		mg/L	1.0	0.26	11/15/25 12:30	11/15/25 14:38
Nitrogen, Nitrite	ND		mg/L	0.10	0.02	11/15/25 12:30	11/15/25 14:38
Bromide	ND		mg/L	0.30	0.061	11/15/25 12:30	11/15/25 14:38
Nitrogen, Nitrate	ND		mg/L	0.10	0.05	11/15/25 12:30	11/15/25 14:38
Sulfate	ND		mg/L	1.0	0.18	11/15/25 12:30	11/15/25 14:38

Type:	**Lab Control Sample**	**Lab ID:**	**QC1313449**	**Batch:**	**387492**
Matrix:	**Water**	**Method:**	**EPA 300.0**	**Prep Method:**	**METHOD**

QC1313449 Analyte	Result	Spiked	Units	Recovery	Qual	Limits
Fluoride	9.957	10.00	mg/L	100%		90-110
Chloride	46.82	50.00	mg/L	94%		90-110
Nitrogen, Nitrite	4.431	4.567	mg/L	97%		90-110
Bromide	14.59	15.00	mg/L	97%		90-110
Nitrogen, Nitrate	4.442	4.518	mg/L	98%		90-110
Sulfate	25.06	25.00	mg/L	100%		90-110

Type:	**Matrix Spike**	**Lab ID:**	**QC1313450**	**Batch:**	**387492**
Matrix (Source ID):	**Water (546885-004)**	**Method:**	**EPA 300.0**	**Prep Method:**	**METHOD**

QC1313450 Analyte	Result	Source Sample Result	Spiked	Units	Recovery	Qual	Limits	DF
Fluoride	20.57	ND	20.00	mg/L	103%		80-129	1
Chloride	116.7	14.81	100.0	mg/L	102%		80-123	1
Nitrogen, Nitrite	9.068	ND	9.134	mg/L	99%		80-122	1
Bromide	14.90	0.08338	15.00	mg/L	99%		80-121	1
Nitrogen, Nitrate	9.143	ND	9.036	mg/L	101%		80-123	1
Sulfate	51.25	1.007	50.00	mg/L	100%		79-124	1

Type:	**Matrix Spike Duplicate**	**Lab ID:**	**QC1313451**	**Batch:**	**387492**
Matrix (Source ID):	**Water (546885-004)**	**Method:**	**EPA 300.0**	**Prep Method:**	**METHOD**

QC1313451 Analyte	Result	Source Sample Result	Spiked	Units	Recovery	Qual	Limits	RPD	RPD Lim	DF
Fluoride	20.42	ND	20.00	mg/L	102%		80-129	1	21	1
Chloride	115.9	14.81	100.0	mg/L	101%		80-123	1	20	1
Nitrogen, Nitrite	9.017	ND	9.134	mg/L	99%		80-122	1	21	1
Bromide	14.78	0.08338	15.00	mg/L	98%		80-121	1	20	1
Nitrogen, Nitrate	9.064	ND	9.036	mg/L	100%		80-123	1	20	1
Sulfate	50.79	1.007	50.00	mg/L	100%		79-124	1	20	1

ENTHALPY ANALYTICAL

Batch QC

Type:	Matrix Spike	Lab ID:	QC1313490	Batch:	387492
Matrix (Source ID):	Water (546910-002)	Method:	EPA 300.0	Prep Method:	METHOD

QC1313490 Analyte	Result	Source Sample Result	Spiked	Units	Recovery	Qual	Limits	DF
Fluoride	20.54	ND	20.00	mg/L	103%		80-129	1
Chloride	99.67	ND	100.0	mg/L	100%		80-123	1
Nitrogen, Nitrite	9.058	ND	9.134	mg/L	99%		80-122	1
Bromide	14.71	ND	15.00	mg/L	98%		80-121	1
Nitrogen, Nitrate	9.087	ND	9.036	mg/L	101%		80-123	1
Sulfate	50.49	ND	50.00	mg/L	101%		79-124	1

Type:	Matrix Spike Duplicate	Lab ID:	QC1313491	Batch:	387492
Matrix (Source ID):	Water (546910-002)	Method:	EPA 300.0	Prep Method:	METHOD

QC1313491 Analyte	Result	Source Sample Result	Spiked	Units	Recovery	Qual	Limits	RPD	RPD Lim	DF
Fluoride	20.62	ND	20.00	mg/L	103%		80-129	0	21	1
Chloride	100.1	ND	100.0	mg/L	100%		80-123	0	20	1
Nitrogen, Nitrite	9.109	ND	9.134	mg/L	100%		80-122	1	21	1
Bromide	14.77	ND	15.00	mg/L	98%		80-121	0	20	1
Nitrogen, Nitrate	9.120	ND	9.036	mg/L	101%		80-123	0	20	1
Sulfate	50.58	ND	50.00	mg/L	101%		79-124	0	20	1

Type:	Blank	Lab ID:	QC1314410	Batch:	387757
Matrix:	Water	Method:	EPA 350.1	Prep Method:	METHOD

QC1314410 Analyte	Result	Qual	Units	RL	MDL	Prepared	Analyzed
Ammonia-N	ND		mg/L	0.10	0.050	11/20/25	11/21/25

Type:	Lab Control Sample	Lab ID:	QC1314411	Batch:	387757
Matrix:	Water	Method:	EPA 350.1	Prep Method:	METHOD

QC1314411 Analyte	Result	Spiked	Units	Recovery	Qual	Limits
Ammonia-N	0.9257	1.000	mg/L	93%		90-110

Type:	Matrix Spike	Lab ID:	QC1314412	Batch:	387757
Matrix (Source ID):	Water (547011-001)	Method:	EPA 350.1	Prep Method:	METHOD

QC1314412 Analyte	Result	Source Sample Result	Spiked	Units	Recovery	Qual	Limits	DF
Ammonia-N	1.758	0.7254	1.000	mg/L	103%		90-110	1

ENTHALPY ANALYTICAL

Batch QC

Type:	Matrix Spike Duplicate	Lab ID:	QC1314413	Batch:	387757
Matrix (Source ID):	Water (547011-001)	Method:	EPA 350.1	Prep Method:	METHOD

QC1314413 Analyte	Result	Source Sample Result	Spiked	Units	Recovery	Qual	Limits	RPD	RPD Lim	DF
Ammonia-N	1.666	0.7254	1.000	mg/L	94%		90-110	5	20	1

Type:	Matrix Spike	Lab ID:	QC1314414	Batch:	387757
Matrix (Source ID):	Water (547011-002)	Method:	EPA 350.1	Prep Method:	METHOD

QC1314414 Analyte	Result	Source Sample Result	Spiked	Units	Recovery	Qual	Limits	DF
Ammonia-N	2.600	1.629	1.000	mg/L	97%	E	90-110	1

Type:	Matrix Spike Duplicate	Lab ID:	QC1314415	Batch:	387757
Matrix (Source ID):	Water (547011-002)	Method:	EPA 350.1	Prep Method:	METHOD

QC1314415 Analyte	Result	Source Sample Result	Spiked	Units	Recovery	Qual	Limits	RPD	RPD Lim	DF
Ammonia-N	2.612	1.629	1.000	mg/L	98%	E	90-110		20	1

Type:	Blank	Lab ID:	QC1317399	Batch:	388582
Matrix:	Water	Method:	EPA 420.1	Prep Method:	METHOD

QC1317399 Analyte	Result	Qual	Units	RL	MDL	Prepared	Analyzed
Total Phenolics	ND		mg/L	0.010	0.0065	11/26/25	11/26/25

Type:	Lab Control Sample	Lab ID:	QC1317400	Batch:	388582
Matrix:	Water	Method:	EPA 420.1	Prep Method:	METHOD

QC1317400 Analyte	Result	Spiked	Units	Recovery	Qual	Limits
Total Phenolics	0.08000	0.08000	mg/L	100%		80-120

Type:	Lab Control Sample Duplicate	Lab ID:	QC1317401	Batch:	388582
Matrix:	Water	Method:	EPA 420.1	Prep Method:	METHOD

QC1317401 Analyte	Result	Spiked	Units	Recovery	Qual	Limits	RPD	RPD Lim
Total Phenolics	0.08000	0.08000	mg/L	100%		80-120	0	20

ENTHALPY ANALYTICAL

Batch QC

Type: Blank	Lab ID: QC1314030	Batch: 387643
Matrix: Water		

QC1314030 Analyte	Result	Qual	Units	RL	MDL	Prepared	Analyzed
Method: EPA 625.1 Prep Method: EPA 3510C							
Pyridine	ND		ug/L	10	2.8	11/17/25	11/17/25
Phenol	ND		ug/L	10	2.1	11/17/25	11/17/25
2-Methylphenol	ND		ug/L	10	3.2	11/17/25	11/17/25
3-,4-Methylphenol	ND		ug/L	10	3.0	11/17/25	11/17/25
Benzoic acid	ND		ug/L	50	11	11/17/25	11/17/25
Naphthalene	ND		ug/L	10	3.6	11/17/25	11/17/25
Cresol	ND		ug/L	10		11/17/25	11/17/25
Method: EPA 8270C Prep Method: EPA 3510C							
Carbazole	ND		ug/L	10	2.8	11/17/25	11/17/25
N-Nitrosodimethylamine	ND		ug/L	10	2.9	11/17/25	11/17/25
Aniline	ND		ug/L	10	2.8	11/17/25	11/17/25
bis(2-Chloroethyl)ether	ND		ug/L	25	3.7	11/17/25	11/17/25
2-Chlorophenol	ND		ug/L	10	3.6	11/17/25	11/17/25
1,3-Dichlorobenzene	ND		ug/L	10	3.3	11/17/25	11/17/25
1,4-Dichlorobenzene	ND		ug/L	10	3.4	11/17/25	11/17/25
Benzyl alcohol	ND		ug/L	25	5.8	11/17/25	11/17/25
1,2-Dichlorobenzene	ND		ug/L	10	3.3	11/17/25	11/17/25
bis(2-Chloroisopropyl) ether	ND		ug/L	10	3.8	11/17/25	11/17/25
N-Nitroso-di-n-propylamine	ND		ug/L	10	3.9	11/17/25	11/17/25
Hexachloroethane	ND		ug/L	10	3.0	11/17/25	11/17/25
Nitrobenzene	ND		ug/L	25	8.4	11/17/25	11/17/25
Isophorone	ND		ug/L	10	3.7	11/17/25	11/17/25
2-Nitrophenol	ND		ug/L	10	5.4	11/17/25	11/17/25
2,4-Dimethylphenol	ND		ug/L	10	3.2	11/17/25	11/17/25
bis(2-Chloroethoxy)methane	ND		ug/L	10	3.7	11/17/25	11/17/25
2,4-Dichlorophenol	ND		ug/L	10	3.7	11/17/25	11/17/25
1,2,4-Trichlorobenzene	ND		ug/L	10	3.4	11/17/25	11/17/25
4-Chloroaniline	ND		ug/L	10	3.1	11/17/25	11/17/25
Hexachlorobutadiene	ND		ug/L	10	2.2	11/17/25	11/17/25
4-Chloro-3-methylphenol	ND		ug/L	10	3.6	11/17/25	11/17/25
2-Methylnaphthalene	ND		ug/L	10	3.4	11/17/25	11/17/25
Hexachlorocyclopentadiene	ND		ug/L	25	7.8	11/17/25	11/17/25
2,4,6-Trichlorophenol	ND		ug/L	10	4.1	11/17/25	11/17/25
2,4,5-Trichlorophenol	ND		ug/L	10	3.7	11/17/25	11/17/25
2-Chloronaphthalene	ND		ug/L	10	3.4	11/17/25	11/17/25
2-Nitroaniline	ND		ug/L	50	4.3	11/17/25	11/17/25
Dimethylphthalate	ND		ug/L	10	3.4	11/17/25	11/17/25
Acenaphthylene	ND		ug/L	10	3.9	11/17/25	11/17/25
2,6-Dinitrotoluene	ND		ug/L	10	4.4	11/17/25	11/17/25
3-Nitroaniline	ND		ug/L	10	4.0	11/17/25	11/17/25
Acenaphthene	ND		ug/L	10	3.2	11/17/25	11/17/25
2,4-Dinitrophenol	ND		ug/L	50	15	11/17/25	11/17/25
4-Nitrophenol	ND		ug/L	10	8.5	11/17/25	11/17/25
Dibenzofuran	ND		ug/L	10	3.2	11/17/25	11/17/25

ENTHALPY ANALYTICAL

Batch QC

QC1314030 Analyte	Result	Qual	Units	RL	MDL	Prepared	Analyzed
2,4-Dinitrotoluene	ND		ug/L	10	4.3	11/17/25	11/17/25
Diethylphthalate	ND		ug/L	10	2.9	11/17/25	11/17/25
Fluorene	ND		ug/L	10	3.1	11/17/25	11/17/25
4-Chlorophenyl-phenylether	ND		ug/L	10	3.1	11/17/25	11/17/25
4-Nitroaniline	ND		ug/L	10	3.3	11/17/25	11/17/25
4,6-Dinitro-2-methylphenol	ND		ug/L	50	17	11/17/25	11/17/25
N-Nitrosodiphenylamine	ND		ug/L	10	4.0	11/17/25	11/17/25
1,2-diphenylhydrazine (as azobenzene)	ND		ug/L	10	2.9	11/17/25	11/17/25
4-Bromophenyl-phenylether	ND		ug/L	10	3.3	11/17/25	11/17/25
Hexachlorobenzene	ND		ug/L	10	3.0	11/17/25	11/17/25
Pentachlorophenol	ND		ug/L	25	5.7	11/17/25	11/17/25
Phenanthrene	ND		ug/L	10	2.9	11/17/25	11/17/25
Anthracene	ND		ug/L	10	2.8	11/17/25	11/17/25
Di-n-butylphthalate	ND		ug/L	10	3.0	11/17/25	11/17/25
Fluoranthene	ND		ug/L	10	2.8	11/17/25	11/17/25
Benzidine	ND		ug/L	50	19	11/17/25	11/17/25
Pyrene	ND		ug/L	10	2.7	11/17/25	11/17/25
Butylbenzylphthalate	ND		ug/L	10	3.6	11/17/25	11/17/25
3,3'-Dichlorobenzidine	ND		ug/L	25	5.2	11/17/25	11/17/25
Benzo(a)anthracene	ND		ug/L	10	2.4	11/17/25	11/17/25
Chrysene	ND		ug/L	10	2.5	11/17/25	11/17/25
bis(2-Ethylhexyl)phthalate	ND		ug/L	10	3.3	11/17/25	11/17/25
Di-n-octylphthalate	ND		ug/L	10	4.7	11/17/25	11/17/25
Benzo(b)fluoranthene	ND		ug/L	10	3.0	11/17/25	11/17/25
Benzo(k)fluoranthene	ND		ug/L	10	3.1	11/17/25	11/17/25
Benzo(a)pyrene	ND		ug/L	10	3.1	11/17/25	11/17/25
Indeno(1,2,3-cd)pyrene	ND		ug/L	10	4.2	11/17/25	11/17/25
Dibenz(a,h)anthracene	ND		ug/L	10	4.2	11/17/25	11/17/25
Benzo(g,h,i)perylene	ND		ug/L	10	4.1	11/17/25	11/17/25
Surrogates				**Limits**			
2-Fluorophenol	72%		%REC	15-120		11/17/25	11/17/25
Phenol-d6	68%		%REC	15-120		11/17/25	11/17/25
2,4,6-Tribromophenol	100%		%REC	15-140		11/17/25	11/17/25
Nitrobenzene-d5	85%		%REC	15-123		11/17/25	11/17/25
2-Fluorobiphenyl	83%		%REC	15-120		11/17/25	11/17/25
Terphenyl-d14	94%		%REC	15-120		11/17/25	11/17/25

ENTHALPY ANALYTICAL

Batch QC

Type:	**Lab Control Sample**	**Lab ID:**	**QC1314031**	**Batch:**	**387643**
Matrix:	**Water**	**Method:**	**EPA 8270C**	**Prep Method:**	**EPA 3510C**

QC1314031 Analyte	Result	Spiked	Units	Recovery	Qual	Limits
Phenol	22.57	75.00	ug/L	30%		14-120
2-Chlorophenol	45.81	75.00	ug/L	61%		46-120
1,4-Dichlorobenzene	43.93	75.00	ug/L	59%		42-120
3-,4-Methylphenol	42.66	75.00	ug/L	57%		40-120
N-Nitroso-di-n-propylamine	52.21	75.00	ug/L	70%		54-121
2,4-Dimethylphenol	47.56	75.00	ug/L	63%		48-120
1,2,4-Trichlorobenzene	43.50	75.00	ug/L	58%		45-120
4-Chloro-3-methylphenol	57.54	75.00	ug/L	77%		60-121
2,4,5-Trichlorophenol	56.63	75.00	ug/L	76%		62-124
Acenaphthene	54.42	75.00	ug/L	73%		56-120
4-Nitrophenol	29.45	75.00	ug/L	39%		17-120
2,4-Dinitrotoluene	65.25	75.00	ug/L	87%		69-127
Pentachlorophenol	56.59	75.00	ug/L	75%		51-120
Pyrene	55.74	75.00	ug/L	74%		68-123
Chrysene	60.88	75.00	ug/L	81%		66-120
Benzo(b)fluoranthene	70.27	75.00	ug/L	94%		67-120
Surrogates						
2-Fluorophenol	16.88	40.00	ug/L	42%		15-120
Phenol-d6	11.62	40.00	ug/L	29%		15-120
2,4,6-Tribromophenol	33.69	40.00	ug/L	84%		15-140
Nitrobenzene-d5	25.81	40.00	ug/L	65%		15-123
2-Fluorobiphenyl	27.90	40.00	ug/L	70%		15-120
Terphenyl-d14	31.10	40.00	ug/L	78%		15-120

ENTHALPY ANALYTICAL

Batch QC

Type:	**Lab Control Sample Duplicate**	**Lab ID:**	**QC1314032**	**Batch:**	**387643**
Matrix:	**Water**	**Method:**	**EPA 8270C**	**Prep Method:**	**EPA 3510C**

QC1314032 Analyte	Result	Spiked	Units	Recovery	Qual	Limits	RPD	RPD Lim
Phenol	27.49	75.00	ug/L	37%		14-120	20	52
2-Chlorophenol	54.18	75.00	ug/L	72%		46-120	17	52
1,4-Dichlorobenzene	51.52	75.00	ug/L	69%		42-120	16	53
3-,4-Methylphenol	48.65	75.00	ug/L	65%		40-120	13	51
N-Nitroso-di-n-propylamine	62.48	75.00	ug/L	83%		54-121	18	52
2,4-Dimethylphenol	58.85	75.00	ug/L	78%		48-120	21	52
1,2,4-Trichlorobenzene	56.99	75.00	ug/L	76%		45-120	27	54
4-Chloro-3-methylphenol	61.64	75.00	ug/L	82%		60-121	7	47
2,4,5-Trichlorophenol	60.34	75.00	ug/L	80%		62-124	6	46
Acenaphthene	63.20	75.00	ug/L	84%		56-120	15	46
4-Nitrophenol	32.47	75.00	ug/L	43%		17-120	10	44
2,4-Dinitrotoluene	72.42	75.00	ug/L	97%		69-127	10	40
Pentachlorophenol	64.31	75.00	ug/L	86%		51-120	13	42
Pyrene	63.91	75.00	ug/L	85%		68-123	14	39
Chrysene	69.52	75.00	ug/L	93%		66-120	13	38
Benzo(b)fluoranthene	71.28	75.00	ug/L	95%		67-120	1	39
Surrogates								
2-Fluorophenol	19.46	40.00	ug/L	49%		15-120		
Phenol-d6	13.41	40.00	ug/L	34%		15-120		
2,4,6-Tribromophenol	37.94	40.00	ug/L	95%		15-140		
Nitrobenzene-d5	30.88	40.00	ug/L	77%		15-123		
2-Fluorobiphenyl	28.05	40.00	ug/L	70%		15-120		
Terphenyl-d14	30.65	40.00	ug/L	77%		15-120		

ENTHALPY ANALYTICAL

Batch QC

Type: Blank	Lab ID: QC1313845	Batch: 387596
Matrix: Water		

QC1313845 Analyte	Result	Qual	Units	RL	MDL	Prepared	Analyzed
Method: EPA 8081A Prep Method: EPA 3510C							
alpha-BHC	ND		ug/L	0.05	0.02	11/16/25	11/23/25
beta-BHC	ND		ug/L	0.05	0.02	11/16/25	11/23/25
gamma-BHC	ND		ug/L	0.05	0.02	11/16/25	11/23/25
delta-BHC	ND		ug/L	0.05	0.02	11/16/25	11/23/25
Heptachlor	ND		ug/L	0.05	0.01	11/16/25	11/23/25
Aldrin	ND		ug/L	0.05	0.02	11/16/25	11/23/25
Heptachlor epoxide	ND		ug/L	0.05	0.02	11/16/25	11/23/25
Endosulfan I	ND		ug/L	0.05	0.02	11/16/25	11/23/25
Dieldrin	ND		ug/L	0.1	0.01	11/16/25	11/23/25
4,4'-DDE	ND		ug/L	0.1	0.02	11/16/25	11/23/25
Endrin	ND		ug/L	0.1	0.02	11/16/25	11/23/25
Endosulfan II	ND		ug/L	0.1	0.02	11/16/25	11/23/25
Endosulfan sulfate	ND		ug/L	0.1	0.02	11/16/25	11/23/25
4,4'-DDD	ND		ug/L	0.1	0.02	11/16/25	11/23/25
Endrin aldehyde	ND		ug/L	0.1	0.03	11/16/25	11/23/25
Endrin ketone	ND		ug/L	0.1	0.03	11/16/25	11/23/25
4,4'-DDT	ND		ug/L	0.1	0.04	11/16/25	11/23/25
Methoxychlor	ND		ug/L	0.1	0.06	11/16/25	11/23/25
Toxaphene	ND		ug/L	2.0	0.8	11/16/25	11/23/25
Chlordane (Technical)	ND		ug/L	1.0	0.3	11/16/25	11/23/25
Surrogates				**Limits**			
TCMX	76%		%REC	29-120		11/16/25	11/23/25
Decachlorobiphenyl	90%		%REC	33-132		11/16/25	11/23/25
Method: EPA 8082 Prep Method: EPA 3510C							
Aroclor-1016	ND		ug/L	0.50	0.30	11/16/25	11/20/25
Aroclor-1221	ND		ug/L	0.50	0.47	11/16/25	11/20/25
Aroclor-1232	ND		ug/L	0.50	0.27	11/16/25	11/20/25
Aroclor-1242	ND		ug/L	0.50	0.29	11/16/25	11/20/25
Aroclor-1248	ND		ug/L	0.50	0.24	11/16/25	11/20/25
Aroclor-1254	ND		ug/L	0.50	0.27	11/16/25	11/20/25
Aroclor-1260	ND		ug/L	0.50	0.33	11/16/25	11/20/25
Aroclor-1262	ND		ug/L	0.50	0.29	11/16/25	11/20/25
Aroclor-1268	ND		ug/L	0.50	0.26	11/16/25	11/20/25
Surrogates				**Limits**			
Decachlorobiphenyl (PCB)	107%		%REC	28-138		11/16/25	11/20/25

ENTHALPY ANALYTICAL

Batch QC

Type:	**Lab Control Sample**	**Lab ID:**	**QC1313846**	**Batch:**	**387596**
Matrix:	**Water**	**Method:**	**EPA 8081A**	**Prep Method:**	**EPA 3510C**

QC1313846 Analyte	Result	Spiked	Units	Recovery	Qual	Limits
alpha-BHC	0.4494	0.5000	ug/L	90%		66-121
beta-BHC	0.4901	0.5000	ug/L	98%		73-120
gamma-BHC	0.4964	0.5000	ug/L	99%		68-125
delta-BHC	0.5123	0.5000	ug/L	102%		68-131
Heptachlor	0.4813	0.5000	ug/L	96%		63-120
Aldrin	0.4294	0.5000	ug/L	86%		56-120
Heptachlor epoxide	0.4852	0.5000	ug/L	97%		65-120
Endosulfan I	0.5202	0.5000	ug/L	104%		68-124
Dieldrin	0.5128	0.5000	ug/L	103%		66-124
4,4'-DDE	0.4802	0.5000	ug/L	96%		67-131
Endrin	0.5676	0.5000	ug/L	114%		68-135
Endosulfan II	0.5387	0.5000	ug/L	108%		71-130
Endosulfan sulfate	0.5106	0.5000	ug/L	102%		68-128
4,4'-DDD	0.5113	0.5000	ug/L	102%		65-130
Endrin aldehyde	0.4767	0.5000	ug/L	95%		67-124
Endrin ketone	0.5090	0.5000	ug/L	102%		69-137
4,4'-DDT	0.5499	0.5000	ug/L	110%		65-136
Methoxychlor	0.5430	0.5000	ug/L	109%		69-150
Surrogates						
TCMX	0.3661	0.5000	ug/L	73%		29-120
Decachlorobiphenyl	0.4834	0.5000	ug/L	97%		33-132

ENTHALPY ANALYTICAL

Batch QC

Type:	Lab Control Sample Duplicate	Lab ID:	QC1313847	Batch:	387596
Matrix:	Water	Method:	EPA 8081A	Prep Method:	EPA 3510C

QC1313847 Analyte	Result	Spiked	Units	Recovery	Qual	Limits	RPD	RPD Lim
alpha-BHC	0.4690	0.5000	ug/L	94%		66-121	4	20
beta-BHC	0.5084	0.5000	ug/L	102%		73-120	4	20
gamma-BHC	0.5147	0.5000	ug/L	103%		68-125	4	20
delta-BHC	0.5314	0.5000	ug/L	106%		68-131	4	20
Heptachlor	0.4954	0.5000	ug/L	99%		63-120	3	24
Aldrin	0.4539	0.5000	ug/L	91%		56-120	6	30
Heptachlor epoxide	0.4979	0.5000	ug/L	100%		65-120	3	20
Endosulfan I	0.5324	0.5000	ug/L	106%		68-124	2	20
Dieldrin	0.5268	0.5000	ug/L	105%		66-124	3	22
4,4'-DDE	0.4920	0.5000	ug/L	98%		67-131	2	21
Endrin	0.5847	0.5000	ug/L	117%		68-135	3	20
Endosulfan II	0.5551	0.5000	ug/L	111%		71-130	3	21
Endosulfan sulfate	0.5321	0.5000	ug/L	106%		68-128	4	21
4,4'-DDD	0.5295	0.5000	ug/L	106%		65-130	4	22
Endrin aldehyde	0.4872	0.5000	ug/L	97%		67-124	2	20
Endrin ketone	0.5276	0.5000	ug/L	106%		69-137	4	21
4,4'-DDT	0.5615	0.5000	ug/L	112%		65-136	2	23
Methoxychlor	0.5562	0.5000	ug/L	111%		69-150	2	23
Surrogates								
TCMX	0.3702	0.5000	ug/L	74%		29-120		
Decachlorobiphenyl	0.4795	0.5000	ug/L	96%		33-132		

Type:	Lab Control Sample	Lab ID:	QC1313848	Batch:	387596
Matrix:	Water	Method:	EPA 8082	Prep Method:	EPA 3510C

QC1313848 Analyte	Result	Spiked	Units	Recovery	Qual	Limits
Aroclor-1016	4.404	5.000	ug/L	88%		69-120
Aroclor-1260	4.990	5.000	ug/L	100%		72-124
Surrogates						
Decachlorobiphenyl (PCB)	0.5407	0.5000	ug/L	108%		28-138

Type:	Lab Control Sample Duplicate	Lab ID:	QC1313849	Batch:	387596
Matrix:	Water	Method:	EPA 8082	Prep Method:	EPA 3510C

QC1313849 Analyte	Result	Spiked	Units	Recovery	Qual	Limits	RPD	RPD Lim
Aroclor-1016	4.416	5.000	ug/L	88%		69-120	0	22
Aroclor-1260	4.708	5.000	ug/L	94%		72-124	6	25
Surrogates								
Decachlorobiphenyl (PCB)	0.5225	0.5000	ug/L	105%		28-138		

ENTHALPY ANALYTICAL

Batch QC

Type: Lab Control Sample	Lab ID: QC1314316	Batch: 387728
Matrix: Water	Method: EPA 8260B	Prep Method: EPA 5030B

QC1314316 Analyte	Result	Spiked	Units	Recovery	Qual	Limits
1,1-Dichloroethene	42.68	50.00	ug/L	85%		69-128
MTBE	46.37	50.00	ug/L	93%		66-125
Benzene	46.69	50.00	ug/L	93%		76-121
Trichloroethene	51.20	50.00	ug/L	102%		76-124
Toluene	46.86	50.00	ug/L	94%		76-120
Chlorobenzene	49.85	50.00	ug/L	100%		78-120
Surrogates						
Dibromofluoromethane	53.59	50.00	ug/L	107%		70-130
1,2-Dichloroethane-d4	46.60	50.00	ug/L	93%		70-130
Toluene-d8	50.36	50.00	ug/L	101%		70-130
Bromofluorobenzene	50.44	50.00	ug/L	101%		70-130

Type: Lab Control Sample Duplicate	Lab ID: QC1314317	Batch: 387728
Matrix: Water	Method: EPA 8260B	Prep Method: EPA 5030B

QC1314317 Analyte	Result	Spiked	Units	Recovery	Qual	Limits	RPD	RPD Lim
1,1-Dichloroethene	40.82	50.00	ug/L	82%		69-128	4	23
MTBE	46.13	50.00	ug/L	92%		66-125	1	22
Benzene	45.09	50.00	ug/L	90%		76-121	3	21
Trichloroethene	50.58	50.00	ug/L	101%		76-124	1	22
Toluene	45.32	50.00	ug/L	91%		76-120	3	21
Chlorobenzene	48.37	50.00	ug/L	97%		78-120	3	20
Surrogates								
Dibromofluoromethane	53.80	50.00	ug/L	108%		70-130		
1,2-Dichloroethane-d4	47.21	50.00	ug/L	94%		70-130		
Toluene-d8	50.23	50.00	ug/L	100%		70-130		
Bromofluorobenzene	50.75	50.00	ug/L	102%		70-130		

ENTHALPY ANALYTICAL

Batch QC

Type:	**Blank**	**Lab ID:**	**QC1314321**	**Batch:**	**387728**
Matrix:	**Water**	**Method:**	**EPA 8260B**	**Prep Method:**	**EPA 5030B**

QC1314321 Analyte	Result	Qual	Units	RL	MDL	Prepared	Analyzed
Carbon Disulfide	ND		ug/L	5.0	0.1	11/18/25	11/18/25
Chloroprene	ND		ug/L	200	2.7	11/18/25	11/18/25
3-Chloropropene	ND		ug/L	5.0	0.2	11/18/25	11/18/25
Ethyl methacrylate	ND		ug/L	50	3.9	11/18/25	11/18/25
Ethanol	ND		ug/L	500	160	11/18/25	11/18/25
2-Hexanone	ND		ug/L	5.0	1.3	11/18/25	11/18/25
Isopropanol (IPA)	ND		ug/L	200	96	11/18/25	11/18/25
Methyl acrylonitrile	ND		ug/L	35	4.2	11/18/25	11/18/25
Vinyl Acetate	ND		ug/L	50	3.2	11/18/25	11/18/25
Acrolein	ND		ug/L	200	2.6	11/18/25	11/18/25
Acrylonitrile	ND		ug/L	10	0.7	11/18/25	11/18/25
Freon 12	ND		ug/L	5.0	0.2	11/18/25	11/18/25
Chloromethane	ND		ug/L	5.0	0.09	11/18/25	11/18/25
Vinyl Chloride	ND		ug/L	5.0	0.1	11/18/25	11/18/25
Bromomethane	ND		ug/L	5.0	0.1	11/18/25	11/18/25
Chloroethane	ND		ug/L	5.0	0.1	11/18/25	11/18/25
Trichlorofluoromethane	ND		ug/L	5.0	0.1	11/18/25	11/18/25
Iodomethane	ND		ug/L	5.0		11/18/25	11/18/25
Acetone	ND		ug/L	100	14	11/18/25	11/18/25
Freon 113	ND		ug/L	5.0	0.1	11/18/25	11/18/25
1,1-Dichloroethene	ND		ug/L	5.0	0.1	11/18/25	11/18/25
Methylene Chloride	ND		ug/L	10	0.2	11/18/25	11/18/25
MTBE	ND		ug/L	5.0	0.1	11/18/25	11/18/25
trans-1,2-Dichloroethene	ND		ug/L	5.0	0.1	11/18/25	11/18/25
1,1-Dichloroethane	ND		ug/L	5.0	0.09	11/18/25	11/18/25
2-Butanone	ND		ug/L	10	1.3	11/18/25	11/18/25
cis-1,2-Dichloroethene	ND		ug/L	5.0	0.1	11/18/25	11/18/25
2,2-Dichloropropane	ND		ug/L	5.0	0.2	11/18/25	11/18/25
Chloroform	ND		ug/L	5.0	0.08	11/18/25	11/18/25
Bromochloromethane	ND		ug/L	5.0	0.1	11/18/25	11/18/25
1,1,1-Trichloroethane	ND		ug/L	5.0	0.1	11/18/25	11/18/25
1,1-Dichloropropene	ND		ug/L	5.0	0.1	11/18/25	11/18/25
Carbon Tetrachloride	ND		ug/L	5.0	0.1	11/18/25	11/18/25
1,2-Dichloroethane	ND		ug/L	5.0	0.2	11/18/25	11/18/25
Benzene	ND		ug/L	1.0	0.1	11/18/25	11/18/25
Trichloroethene	ND		ug/L	5.0	0.1	11/18/25	11/18/25
1,2-Dichloropropane	ND		ug/L	5.0	0.09	11/18/25	11/18/25
Bromodichloromethane	ND		ug/L	5.0	0.07	11/18/25	11/18/25
Dibromomethane	ND		ug/L	5.0	0.1	11/18/25	11/18/25
4-Methyl-2-Pentanone	ND		ug/L	5.0	1.0	11/18/25	11/18/25
cis-1,3-Dichloropropene	ND		ug/L	5.0	0.1	11/18/25	11/18/25
Toluene	ND		ug/L	5.0	0.1	11/18/25	11/18/25
trans-1,3-Dichloropropene	ND		ug/L	5.0	0.09	11/18/25	11/18/25
1,1,2-Trichloroethane	ND		ug/L	5.0	0.1	11/18/25	11/18/25
1,3-Dichloropropane	ND		ug/L	5.0	0.07	11/18/25	11/18/25
Tetrachloroethene	ND		ug/L	5.0	0.2	11/18/25	11/18/25
Dibromochloromethane	ND		ug/L	5.0	0.1	11/18/25	11/18/25

ENTHALPY ANALYTICAL

Batch QC

QC1314321 Analyte	Result	Qual	Units	RL	MDL	Prepared	Analyzed
1,2-Dibromoethane	ND		ug/L	5.0	0.1	11/18/25	11/18/25
Chlorobenzene	ND		ug/L	5.0	0.1	11/18/25	11/18/25
1,1,1,2-Tetrachloroethane	ND		ug/L	5.0	0.07	11/18/25	11/18/25
Ethylbenzene	ND		ug/L	5.0	0.1	11/18/25	11/18/25
m,p-Xylenes	ND		ug/L	5.0	0.2	11/18/25	11/18/25
o-Xylene	ND		ug/L	5.0	0.1	11/18/25	11/18/25
Styrene	ND		ug/L	5.0	0.1	11/18/25	11/18/25
Bromoform	ND		ug/L	5.0	0.06	11/18/25	11/18/25
Isopropylbenzene	ND		ug/L	5.0	0.1	11/18/25	11/18/25
1,1,2,2-Tetrachloroethane	ND		ug/L	5.0	0.1	11/18/25	11/18/25
1,2,3-Trichloropropane	ND		ug/L	5.0	0.3	11/18/25	11/18/25
Propylbenzene	ND		ug/L	5.0	0.1	11/18/25	11/18/25
Bromobenzene	ND		ug/L	5.0	0.1	11/18/25	11/18/25
1,3,5-Trimethylbenzene	ND		ug/L	5.0	0.1	11/18/25	11/18/25
2-Chlorotoluene	ND		ug/L	5.0	0.1	11/18/25	11/18/25
4-Chlorotoluene	ND		ug/L	5.0	0.2	11/18/25	11/18/25
tert-Butylbenzene	ND		ug/L	5.0	0.1	11/18/25	11/18/25
1,2,4-Trimethylbenzene	ND		ug/L	5.0	0.1	11/18/25	11/18/25
sec-Butylbenzene	ND		ug/L	5.0	0.2	11/18/25	11/18/25
para-Isopropyl Toluene	ND		ug/L	5.0	0.2	11/18/25	11/18/25
1,3-Dichlorobenzene	ND		ug/L	5.0	0.1	11/18/25	11/18/25
1,4-Dichlorobenzene	ND		ug/L	5.0	0.2	11/18/25	11/18/25
n-Butylbenzene	ND		ug/L	5.0	0.1	11/18/25	11/18/25
1,2-Dichlorobenzene	ND		ug/L	5.0	0.1	11/18/25	11/18/25
1,2-Dibromo-3-Chloropropane	ND		ug/L	5.0	0.6	11/18/25	11/18/25
1,2,4-Trichlorobenzene	ND		ug/L	5.0	0.3	11/18/25	11/18/25
Hexachlorobutadiene	ND		ug/L	5.0	0.3	11/18/25	11/18/25
1,2,3-Trichlorobenzene	ND		ug/L	5.0	0.3	11/18/25	11/18/25
cis-1,4-Dichloro-2-butene	ND		ug/L	5.0	0.3	11/18/25	11/18/25
trans-1,4-Dichloro-2-butene	ND		ug/L	5.0	0.3	11/18/25	11/18/25
Xylene (total)	ND		ug/L	5.0		11/18/25	11/18/25
Surrogates				**Limits**			
Dibromofluoromethane	110%		%REC	70-130		11/18/25	11/18/25
1,2-Dichloroethane-d4	97%		%REC	70-130		11/18/25	11/18/25
Toluene-d8	99%		%REC	70-130		11/18/25	11/18/25
Bromofluorobenzene	103%		%REC	70-130		11/18/25	11/18/25

ENTHALPY ANALYTICAL

Batch QC

Type:	Matrix Spike	Lab ID:	QC1314395	Batch:	387728
Matrix (Source ID):	Water (546946-001)	Method:	EPA 8260B	Prep Method:	EPA 5030B

QC1314395 Analyte	Result	Source Sample Result	Spiked	Units	Recovery	Qual	Limits	DF
1,1-Dichloroethene	19.56	ND	20.00	ug/L	98%		62-131	1
MTBE	21.59	ND	20.00	ug/L	108%		61-124	1
Benzene	21.65	ND	20.00	ug/L	108%		70-123	1
Trichloroethene	24.54	ND	20.00	ug/L	123%		65-131	1
Toluene	21.44	ND	20.00	ug/L	107%		69-120	1
Chlorobenzene	23.22	ND	20.00	ug/L	116%		72-121	1
Surrogates								
Dibromofluoromethane	53.48		50.00	ug/L	107%		70-130	1
1,2-Dichloroethane-d4	46.66		50.00	ug/L	93%		70-130	1
Toluene-d8	49.10		50.00	ug/L	98%		70-130	1
Bromofluorobenzene	50.78		50.00	ug/L	102%		70-130	1

Type:	Matrix Spike Duplicate	Lab ID:	QC1314396	Batch:	387728
Matrix (Source ID):	Water (546946-001)	Method:	EPA 8260B	Prep Method:	EPA 5030B

QC1314396 Analyte	Result	Source Sample Result	Spiked	Units	Recovery	Qual	Limits	RPD	RPD Lim	DF
1,1-Dichloroethene	17.99	ND	20.00	ug/L	90%		62-131	8	31	1
MTBE	20.61	ND	20.00	ug/L	103%		61-124	5	30	1
Benzene	19.89	ND	20.00	ug/L	99%		70-123	8	31	1
Trichloroethene	22.91	ND	20.00	ug/L	115%		65-131	7	31	1
Toluene	20.00	ND	20.00	ug/L	100%		69-120	7	29	1
Chlorobenzene	21.45	ND	20.00	ug/L	107%		72-121	8	29	1
Surrogates										
Dibromofluoromethane	53.53		50.00	ug/L	107%		70-130			1
1,2-Dichloroethane-d4	46.85		50.00	ug/L	94%		70-130			1
Toluene-d8	50.19		50.00	ug/L	100%		70-130			1
Bromofluorobenzene	51.19		50.00	ug/L	102%		70-130			1

Type:	Blank	Lab ID:	QC1313769	Batch:	387578
Matrix:	Water	Method:	EPA 8270C-SIM	Prep Method:	EPA 3535

QC1313769 Analyte	Result	Qual	Units	RL	MDL	Prepared	Analyzed
1,4-Dioxane	ND		ug/L	1.0	0.87	11/16/25	11/18/25
Surrogates				**Limits**			
1,4-Dioxane-d8 (SUR)	101%		%REC	80-120		11/16/25	11/18/25

ENTHALPY ANALYTICAL

Batch QC

Type: Lab Control Sample	Lab ID: QC1313770	Batch: 387578
Matrix: Water	Method: EPA 8270C-SIM	Prep Method: EPA 3535

QC1313770 Analyte	Result	Spiked	Units	Recovery	Qual	Limits
1,4-Dioxane	10.15	10.00	ug/L	102%		79-120
Surrogates						
1,4-Dioxane-d8 (SUR)	9.725	10.00	ug/L	97%		80-120

Type: Matrix Spike	Lab ID: QC1313771	Batch: 387578
Matrix (Source ID): Water (546541-006)	Method: EPA 8270C-SIM	Prep Method: EPA 3535

QC1313771 Analyte	Result	Source Sample Result	Spiked	Units	Recovery	Qual	Limits	DF
1,4-Dioxane	16.53	9.609	10.00	ug/L	69%		69-120	1
Surrogates								
1,4-Dioxane-d8 (SUR)	10.10		10.00	ug/L	101%		80-120	1

Type: Matrix Spike Duplicate	Lab ID: QC1313772	Batch: 387578
Matrix (Source ID): Water (546541-006)	Method: EPA 8270C-SIM	Prep Method: EPA 3535

QC1313772 Analyte	Result	Source Sample Result	Spiked	Units	Recovery	Qual	Limits	RPD	RPD Lim	DF
1,4-Dioxane	16.61	9.609	10.00	ug/L	70%		69-120	0	30	1
Surrogates										
1,4-Dioxane-d8 (SUR)	9.959		10.00	ug/L	100%		80-120			1

Type: Blank	Lab ID: QC1315719	Batch: 388149
Matrix: Water	Method: SM 4500-CN-E	Prep Method: METHOD

QC1315719 Analyte	Result	Qual	Units	RL	MDL	Prepared	Analyzed
Cyanide	ND		mg/L	0.0050	0.0017	11/22/25	11/24/25

Type: Lab Control Sample	Lab ID: QC1315720	Batch: 388149
Matrix: Water	Method: SM 4500-CN-E	Prep Method: METHOD

QC1315720 Analyte	Result	Spiked	Units	Recovery	Qual	Limits
Cyanide	0.09887	0.1000	mg/L	99%		85-115

Type: Matrix Spike	Lab ID: QC1315721	Batch: 388149
Matrix (Source ID): Water (547011-001)	Method: SM 4500-CN-E	Prep Method: METHOD

QC1315721 Analyte	Result	Source Sample Result	Spiked	Units	Recovery	Qual	Limits	DF
Cyanide	0.1018	ND	0.1000	mg/L	102%		80-120	0.5

ENTHALPY ANALYTICAL

Batch QC

Type:	**Matrix Spike Duplicate**	**Lab ID:**	**QC1315722**	**Batch:**	**388149**
Matrix (Source ID):	**Water (547011-001)**	**Method:**	**SM 4500-CN-E**	**Prep Method:**	**METHOD**

QC1315722 Analyte	Result	Source Sample Result	Spiked	Units	Recovery	Qual	Limits	RPD	RPD Lim	DF
Cyanide	0.09604	ND	0.1000	mg/L	96%		80-120	6	20	0.5

Type:	**Matrix Spike**	**Lab ID:**	**QC1315723**	**Batch:**	**388149**
Matrix (Source ID):	**Water (547011-002)**	**Method:**	**SM 4500-CN-E**	**Prep Method:**	**METHOD**

QC1315723 Analyte	Result	Source Sample Result	Spiked	Units	Recovery	Qual	Limits	DF
Cyanide	0.09767	0.002134	0.1000	mg/L	96%		80-120	0.5

Type:	**Matrix Spike Duplicate**	**Lab ID:**	**QC1315724**	**Batch:**	**388149**
Matrix (Source ID):	**Water (547011-002)**	**Method:**	**SM 4500-CN-E**	**Prep Method:**	**METHOD**

QC1315724 Analyte	Result	Source Sample Result	Spiked	Units	Recovery	Qual	Limits	RPD	RPD Lim	DF
Cyanide	0.09153	0.002134	0.1000	mg/L	89%		80-120	6	20	0.5

Type:	**Blank**	**Lab ID:**	**QC1316225**	**Batch:**	**388279**
Matrix:	**Water**	**Method:**	**SM 4500-P-B5-E**		

QC1316225 Analyte	Result	Qual	Units	RL	MDL	Prepared	Analyzed
Phosphorus	ND		mg/L	0.020	0.012	11/23/25	11/24/25

Type:	**Lab Control Sample**	**Lab ID:**	**QC1316226**	**Batch:**	**388279**
Matrix:	**Water**	**Method:**	**SM 4500-P-B5-E**		

QC1316226 Analyte	Result	Spiked	Units	Recovery	Qual	Limits
Phosphorus	0.3740	0.4000	mg/L	94%		80-120

Type:	**Matrix Spike**	**Lab ID:**	**QC1316227**	**Batch:**	**388279**
Matrix (Source ID):	**Water (547506-008)**	**Method:**	**SM 4500-P-B5-E**		

QC1316227 Analyte	Result	Source Sample Result	Spiked	Units	Recovery	Qual	Limits	DF
Phosphorus	0.4100	0.03000	0.4000	mg/L	95%		75-125	1

ENTHALPY ANALYTICAL

Batch QC

Type:	**Matrix Spike Duplicate**	**Lab ID:**	**QC1316228**
Batch:	**388279**		
Matrix (Source ID):	**Water (547506-008)**	**Method:**	**SM 4500-P-B5-E**

QC1316228 Analyte	Result	Source Sample Result	Spiked	Units	Recovery	Qual	Limits	RPD	RPD Lim	DF
Phosphorus	0.4090	0.03000	0.4000	mg/L	95%		75-125	0	20	1

Type:	**Blank**	**Lab ID:**	**QC1314621**
Batch:	**387823**		
Matrix:	**Water**	**Method:**	**SM 4500-S2-D**
Prep Method:	**METHOD**		

QC1314621 Analyte	Result	Qual	Units	RL	MDL	Prepared	Analyzed
Sulfide	ND		mg/L	0.10		11/18/25	11/18/25

Type:	**Lab Control Sample**	**Lab ID:**	**QC1314622**
Batch:	**387823**		
Matrix:	**Water**	**Method:**	**SM 4500-S2-D**
Prep Method:	**METHOD**		

QC1314622 Analyte	Result	Spiked	Units	Recovery	Qual	Limits
Sulfide	0.9000	1.000	mg/L	90%		90-110

Type:	**Matrix Spike**	**Lab ID:**	**QC1314623**
Batch:	**387823**		
Matrix (Source ID):	**Water (547186-002)**	**Method:**	**SM 4500-S2-D**
Prep Method:	**METHOD**		

QC1314623 Analyte	Result	Source Sample Result	Spiked	Units	Recovery	Qual	Limits	DF
Sulfide	0.9000	ND	1.000	mg/L	90%		80-120	1

Type:	**Matrix Spike Duplicate**	**Lab ID:**	**QC1314624**
Batch:	**387823**		
Matrix (Source ID):	**Water (547186-002)**	**Method:**	**SM 4500-S2-D**
Prep Method:	**METHOD**		

QC1314624 Analyte	Result	Source Sample Result	Spiked	Units	Recovery	Qual	Limits	RPD	RPD Lim	DF
Sulfide	0.9000	ND	1.000	mg/L	90%		80-120	0	20	1

Type:	**Blank**	**Lab ID:**	**QC1314015**
Batch:	**387640**		
Matrix:	**Water**	**Method:**	**SM 5310B**
Prep Method:	**SM 5310B**		

QC1314015 Analyte	Result	Qual	Units	RL	MDL	Prepared	Analyzed
Total Organic Carbon	ND		mg/L	1.0	0.49	11/17/25	11/18/25

Type:	**Lab Control Sample**	**Lab ID:**	**QC1314016**
Batch:	**387640**		
Matrix:	**Water**	**Method:**	**SM 5310B**
Prep Method:	**SM 5310B**		

QC1314016 Analyte	Result	Spiked	Units	Recovery	Qual	Limits
Total Organic Carbon	25.21	25.00	mg/L	101%		85-115

ENTHALPY ANALYTICAL

Batch QC

Type:	Matrix Spike	Lab ID:	QC1314017	Batch:	387640
Matrix (Source ID):	Water (546764-001)	Method:	SM 5310B	Prep Method:	SM 5310B

QC1314017 Analyte	Result	Source Sample Result	Spiked	Units	Recovery	Qual	Limits	DF
Total Organic Carbon	3,377	3509	25.00	mg/L	-528%	NM	75-125	18

Type:	Matrix Spike Duplicate	Lab ID:	QC1314018	Batch:	387640
Matrix (Source ID):	Water (546764-001)	Method:	SM 5310B	Prep Method:	SM 5310B

QC1314018 Analyte	Result	Source Sample Result	Spiked	Units	Recovery	Qual	Limits	RPD	RPD Lim	DF
Total Organic Carbon	3,381	3509	25.00	mg/L	-512%	NM	75-125	0	25	18

Type:	Sample Duplicate	Lab ID:	QC1313698	Batch:	387554
Matrix (Source ID):	Water (546946-001)	Method:	SM2130B		

QC1313698 Analyte	Result	Source Sample Result	Units	Qual	RPD	RPD Lim	DF
Turbidity	386.0	382.0	NTU		1	20	1

Type:	Blank	Lab ID:	QC1316790	Batch:	388436
Matrix:	Water	Method:	SM2320B	Prep Method:	METHOD

QC1316790 Analyte	Result	Qual	Units	RL	MDL	Prepared	Analyzed
Bicarbonate	ND		mg/L	2.0		11/26/25	11/26/25
Alkalinity, Total as CaCO3	ND		mg/L	2.0		11/26/25	11/26/25

Type:	Lab Control Sample	Lab ID:	QC1316791	Batch:	388436
Matrix:	Water	Method:	SM2320B	Prep Method:	METHOD

QC1316791 Analyte	Result	Spiked	Units	Recovery	Qual	Limits
Alkalinity, Total as CaCO3	899.7	1000	mg/L	90%		90-110

Type:	Sample Duplicate	Lab ID:	QC1316802	Batch:	388436
Matrix (Source ID):	Water (546876-001)	Method:	SM2320B	Prep Method:	METHOD

QC1316802 Analyte	Result	Source Sample Result	Units	Qual	RPD	RPD Lim	DF
Bicarbonate	50.73	51.15	mg/L		1	20	1
Alkalinity, Total as CaCO3	41.58	41.93	mg/L		1	20	1

ENTHALPY ANALYTICAL

Batch QC

Type:	**Sample Duplicate**	**Lab ID:**	**QC1314613**	**Batch:**	**387821**
Matrix (Source ID):	**Water (547177-001)**	**Method:**	**SM2510B**	**Prep Method:**	**METHOD**

QC1314613 Analyte	Result	Source Sample Result	Units	Qual	RPD	RPD Lim	DF
Specific Conductance	31.25	31.34	umhos/cm		0	20	1

Type:	**Blank**	**Lab ID:**	**QC1314614**	**Batch:**	**387812**
Matrix:	**Water**	**Method:**	**SM2540C**	**Prep Method:**	**METHOD**

QC1314614 Analyte	Result	Qual	Units	RL	MDL	Prepared	Analyzed
Total Dissolved Solids	ND		mg/L	10		11/18/25	11/19/25

Type:	**Lab Control Sample**	**Lab ID:**	**QC1314615**	**Batch:**	**387812**
Matrix:	**Water**	**Method:**	**SM2540C**	**Prep Method:**	**METHOD**

QC1314615 Analyte	Result	Spiked	Units	Recovery	Qual	Limits
Total Dissolved Solids	999.0	1000	mg/L	100%		90-110

Type:	**Sample Duplicate**	**Lab ID:**	**QC1314616**	**Batch:**	**387812**
Matrix (Source ID):	**Water (546653-001)**	**Method:**	**SM2540C**	**Prep Method:**	**METHOD**

QC1314616 Analyte	Result	Source Sample Result	Units	Qual	RPD	RPD Lim	DF
Total Dissolved Solids	444.0	416.0	mg/L		7*	5	2

Type:	**Sample Duplicate**	**Lab ID:**	**QC1314617**	**Batch:**	**387812**
Matrix (Source ID):	**Water (547047-001)**	**Method:**	**SM2540C**	**Prep Method:**	**METHOD**

QC1314617 Analyte	Result	Source Sample Result	Units	Qual	RPD	RPD Lim	DF
Total Dissolved Solids	566.0	592.0	mg/L		4	5	2

Type:	**Blank**	**Lab ID:**	**QC1315950**	**Batch:**	**388212**
Matrix:	**Water**	**Method:**	**SM2540D**	**Prep Method:**	**METHOD**

QC1315950 Analyte	Result	Qual	Units	RL	MDL	Prepared	Analyzed
Total Suspended Solids	ND		mg/L	0.5		11/22/25	11/23/25

Type:	**Lab Control Sample**	**Lab ID:**	**QC1315951**	**Batch:**	**388212**
Matrix:	**Water**	**Method:**	**SM2540D**	**Prep Method:**	**METHOD**

QC1315951 Analyte	Result	Spiked	Units	Recovery	Qual	Limits
Total Suspended Solids	100.5	100.0	mg/L	101%		90-110

ENTHALPY ANALYTICAL

Batch QC

Type: Lab Control Sample Duplicate **Lab ID:** QC1315952 **Batch:** 388212
Matrix: Water **Method:** SM2540D **Prep Method:** METHOD

QC1315952 Analyte	Result	Spiked	Units	Recovery	Qual	Limits	RPD	RPD Lim
Total Suspended Solids	99.25	100.0	mg/L	99%		90-110	1	5

Type: Sample Duplicate **Lab ID:** QC1315953 **Batch:** 388212
Matrix (Source ID): Water (546998-001) **Method:** SM2540D **Prep Method:** METHOD

QC1315953 Analyte	Result	Source Sample Result	Units	Qual	RPD	RPD Lim	DF
Total Suspended Solids	207.0	211.0	mg/L		2	5	1

Type: Sample Duplicate **Lab ID:** QC1315954 **Batch:** 388212
Matrix (Source ID): Water (546998-002) **Method:** SM2540D **Prep Method:** METHOD

QC1315954 Analyte	Result	Source Sample Result	Units	Qual	RPD	RPD Lim	DF
Total Suspended Solids	1,204	1172	mg/L		3	5	1

Type: Blank **Lab ID:** QC1313997 **Batch:** 387633
Matrix: Water **Method:** SM5210B **Prep Method:** METHOD

QC1313997 Analyte	Result	Qual	Units	RL	MDL	Prepared	Analyzed
Biochemical Oxygen Demand	ND		mg/L	3.0		11/17/25 10:56	11/22/25 15:34

Type: Lab Control Sample **Lab ID:** QC1313998 **Batch:** 387633
Matrix: Water **Method:** SM5210B **Prep Method:** METHOD

QC1313998 Analyte	Result	Spiked	Units	Recovery	Qual	Limits
Biochemical Oxygen Demand	207.2	198.0	mg/L	105%		84.6-115.4

Type: Sample Duplicate **Lab ID:** QC1313999 **Batch:** 387633
Matrix (Source ID): Water (546959-001) **Method:** SM5210B **Prep Method:** METHOD

QC1313999 Analyte	Result	Source Sample Result	Units	Qual	RPD	RPD Lim	DF
Biochemical Oxygen Demand	15.27	15.80	mg/L		3	30	1

Type: Blank **Lab ID:** QC1314840 **Batch:** 387876
Matrix: Water **Method:** SM5220D **Prep Method:** SM 5220D

QC1314840 Analyte	Result	Qual	Units	RL	MDL	Prepared	Analyzed
Chemical Oxygen Demand	ND		mg/L	4.0	2.0	11/19/25	11/20/25

ENTHALPY ANALYTICAL

Batch QC

Type: Lab Control Sample	**Lab ID:** QC1314841	**Batch:** 387876
Matrix: Water	**Method:** SM5220D	**Prep Method:** SM 5220D

QC1314841 Analyte	Result	Spiked	Units	Recovery	Qual	Limits
Chemical Oxygen Demand	95.00	100.0	mg/L	95%		90-110

Type: Matrix Spike	**Lab ID:** QC1314842	**Batch:** 387876
Matrix (Source ID): Water (546993-001)	**Method:** SM5220D	**Prep Method:** SM 5220D

QC1314842 Analyte	Result	Source Sample Result	Spiked	Units	Recovery	Qual	Limits	DF
Chemical Oxygen Demand	140.0	36.00	100.0	mg/L	104%		75-125	2

Type: Matrix Spike Duplicate	**Lab ID:** QC1314843	**Batch:** 387876
Matrix (Source ID): Water (546993-001)	**Method:** SM5220D	**Prep Method:** SM 5220D

QC1314843 Analyte	Result	Source Sample Result	Spiked	Units	Recovery	Qual	Limits	RPD	RPD Lim	DF
Chemical Oxygen Demand	132.0	36.00	100.0	mg/L	96%		75-125	6	20	2

* Value is outside QC limits

E Response exceeds instrument's linear range

ND Not Detected

NM Not Meaningful

Laboratory Job Number 546946

Subcontracted Products

McCampbell Analytical, Inc.

McCampbell Analytical, Inc.

"When Quality Counts"

Analytical Report

WorkOrder: 2511D66

Report Created for: Enthalpy Analytical

931 West Barkley Avenue
Orange, CA 92868

Project Contact: Zach Barker
Project P.O.: 079649
Project: EO-546946

Project Location:
Project Received: 11/18/2025

Analytical Report reviewed & approved for release on 11/25/2025 by:

Yen Cao

Yen Cao
Project Manager

The report shall not be reproduced except in full, without the written approval of the laboratory. The analytical results relate only to the items tested. Results reported conform to the most current regulatory standards, where applicable, unless otherwise stated.

1534 Willow Pass Rd. Pittsburg, CA 94565 ♦ TEL: (877) 252-9262 ♦ FAX: (925) 252-9269 ♦ www.mccampbell.com
CA ELAP 1644 ♦ ORELAP (NELAP) 4033 ♦ AIHA-LAP ID#232255 ♦ DoD-ELAP Cert # L22-757

McCampbell Analytical, Inc.
"When Quality Counts"

1534 Willow Pass Road, Pittsburg, CA 94565-1701
Toll Free Telephone: (877) 252-9262 / Fax: (925) 252-9269
http://www.mccampbell.com / E-mail: main@mccampbell.com

Glossary of Terms & Qualifier Definitions

Client: Enthalpy Analytical **WorkOrder:** 2511D66

Project: EO-546946

Glossary Abbreviation

%D	Serial Dilution Percent Difference
95% Interval	95% Confident Interval
CCV	Continuing Calibration Verification.
CCV REC (%)	% recovery of Continuing Calibration Verification.
CPT	Consumer Product Testing not NELAP Accredited
DF	Dilution Factor
DI WET	(DISTLC) Waste Extraction Test using DI water
DISS	Dissolved (direct analysis of 0.45 µm filtered and acidified water sample)
DLT	Dilution Test (Serial Dilution)
DUP	Duplicate
EDL	Estimated Detection Limit
ERS	External reference sample. Second source calibration verification.
ITEF	International Toxicity Equivalence Factor
LCS	Laboratory Control Sample
LCS2	Second LCS for the batch. Spike level is lower than that for the first LCS; applicable to method 1633.
LQL	Lowest Quantitation Level
MB	Method Blank
MB IS/SS % Rec	% Recovery of Internal Standard or Surrogate in Method Blank, if applicable
MB SS % Rec	% Recovery of Surrogate in Method Blank, if applicable
MDL	Method Detection Limit [1]
ML	Minimum Level of Quantitation
MS	Matrix Spike
MSD	Matrix Spike Duplicate
NA	Not Applicable
ND	Not detected at or above the indicated MDL or RL.
NR	Data Not Reported due to matrix interference or insufficient sample amount.
PDS	Post Digestion Spike
PF	Prep Factor
RD	Relative Difference
RL	Reporting Limit [2]
RPD	Relative Percent Difference
RRT	Relative Retention Time
RSD	Relative Standard Deviation
SNR	Surrogate is diluted out of the calibration range

[1] MDL is the minimum measured concentration of a substance that can be reported with 99% confidence that the measured concentration is distinguishable from method blank results. Definition and Procedure for the Determination of the Method Detection Limit, Revision 2, 40CFR, Part 136, Appendix B, EPA 821-R-16-006, December 2016. Values are based upon our default extraction volume/amount and are subject to change.

[2] RL is the lowest level that can be reliably determined within specified limits of precision and accuracy during routine laboratory operating conditions. (The RL cannot be lower than the lowest calibration standard used in the initial calibration of the instrument and must be greater than the MDL.) Values are based upon our default extraction volume/amount and are subject to change.

McCampbell Analytical, Inc.
"When Quality Counts"

1534 Willow Pass Road, Pittsburg, CA 94565-1701
Toll Free Telephone: (877) 252-9262 / Fax: (925) 252-9269
http://www.mccampbell.com / E-mail: main@mccampbell.com

Glossary of Terms & Qualifier Definitions

Client: Enthalpy Analytical **WorkOrder:** 2511D66

Project: EO-546946

SPK Val	Spike Value
SPKRef Val	Spike Reference Value
SPLP	Synthetic Precipitation Leachate Procedure
ST	Sorbent Tube
TCLP	Toxicity Characteristic Leachate Procedure
TEQ	Toxicity Equivalents
TNTC	“Too Numerous to Count;” greater than 250 colonies observed on the plate.
TZA	TimeZone Net Adjustment for sample collected outside of MAI's Coordinated Universal Time (UTC). (Adjustment for Daylight Saving is not accounted.)
WET (STLC)	Waste Extraction Test (Soluble Threshold Limit Concentration)

Analytical Qualifiers

a3	Sample diluted due to high organic content interfering with quantitative/or qualitative analysis.

Quality Control Qualifiers

F5	LCS/LCSD recovery is outside of acceptance limits; however, the data is acceptable based upon the TNI allowable marginal exceedances.

McCampbell Analytical, Inc.
"When Quality Counts"

1534 Willow Pass Road, Pittsburg, CA 94565-1701
Toll Free Telephone: (877) 252-9262 / Fax: (925) 252-9269
http://www.mccampbell.com / E-mail: main@mccampbell.com

Analytical Report

Client:	Enthalpy Analytical	**WorkOrder:**	2511D66
Date Received:	11/18/2025 9:40	**Extraction Method:**	E8151A
Date Prepared:	11/20/2025	**Analytical Method:**	E8151A
Project:	EO-546946	**Unit:**	µg/L

Chlorinated Herbicides by GC-ECD

Client ID	Lab ID	Matrix	Date Collected	Instrument	Batch ID
SOUTH BASIN-OUTLET	2511D66-001A	Water	11/15/2025 13:15	GC15A 11202511.D	330505

Analytes	Result	MDL	RL	DF	Date Analyzed
Acifluorfen	ND	5.3	10	10	11/20/2025 17:02
Bentazon	ND	3.2	10	10	11/20/2025 17:02
Chloramben	ND	6.4	10	10	11/20/2025 17:02
2,4-D (Dichlorophenoxyacetic acid)	ND	0.79	2.0	10	11/20/2025 17:02
2,4-DB	ND	4.2	10	10	11/20/2025 17:02
Dalapon	ND	7.7	10	10	11/20/2025 17:02
DCPA (mono & diacid)	ND	5.0	10	10	11/20/2025 17:02
Dicamba	ND	0.74	2.0	10	11/20/2025 17:02
3,5-Dichlorobenzoic Acid	ND	2.4	10	10	11/20/2025 17:02
Dichloroprop	ND	3.5	10	10	11/20/2025 17:02
Dinoseb (DNBP)	ND	3.0	10	10	11/20/2025 17:02
MCPA	ND	13	20	10	11/20/2025 17:02
MCPP	ND	12	20	10	11/20/2025 17:02
4-Nitrophenol	ND	7.7	10	10	11/20/2025 17:02
Pentachlorophenol (PCP)	ND	0.55	2.0	10	11/20/2025 17:02
Picloram	ND	3.8	10	10	11/20/2025 17:02
2,4,5-T (Trichlorophenoxy acetic acid)	ND	1.0	2.0	10	11/20/2025 17:02
2,4,5-TP (Silvex)	ND	1.6	5.0	10	11/20/2025 17:02

Surrogates	REC (%)	Limits	DF	
DCAA	83	60-140	10	11/20/2025 17:02

Analyst(s): DP

Analytical Comments: a3

McCampbell Analytical, Inc.
"When Quality Counts"

1534 Willow Pass Road, Pittsburg, CA 94565-1701
Toll Free Telephone: (877) 252-9262 / Fax: (925) 252-9269
http://www.mccampbell.com / E-mail: main@mccampbell.com

Analytical Report

Client:	Enthalpy Analytical	**WorkOrder:**	2511D66
Date Received:	11/18/2025 9:40	**Extraction Method:**	RSK175
Date Prepared:	11/19/2025	**Analytical Method:**	RSK175
Project:	EO-546946	**Unit:**	µg/L

Dissolved Carbon Dioxide by RSK 175

Client ID	Lab ID	Matrix	Date Collected	Instrument	Batch ID
SOUTH BASIN-OUTLET	2511D66-001B	Water	11/15/2025 13:15	GC26 1119251106.D	330484

Analytes	Result	MDL	RL	DF	Date Analyzed
Carbon Dioxide	**580**	50	50	1	11/19/2025 14:21

Analyst(s): CLO

McCampbell Analytical, Inc.
"When Quality Counts"

1534 Willow Pass Road, Pittsburg, CA 94565-1701
Toll Free Telephone: (877) 252-9262 / Fax: (925) 252-9269
http://www.mccampbell.com / E-mail: main@mccampbell.com

Quality Control Report

Client:	Enthalpy Analytical	**WorkOrder:**	2511D66
Date Prepared:	11/20/2025	**BatchID:**	330505
Date Analyzed:	11/20/2025	**Extraction Method:**	E8151A
Instrument:	GC15A	**Analytical Method:**	E8151A
Matrix:	Water	**Unit:**	µg/L
Project:	EO-546946	**Sample ID:**	MB/LCS/LCSD-330505

QC Summary Report for E8151A

Analyte	MB Result	MDL	RL	SPK Val	MB IS/SS %REC	MB IS/SS Limits
Acifluorfen	ND	0.53	1.0	-	-	-
Bentazon	ND	0.32	1.0	-	-	-
Chloramben	ND	0.64	1.0	-	-	-
2,4-D (Dichlorophenoxyacetic acid)	ND	0.079	0.20	-	-	-
2,4-DB	ND	0.42	1.0	-	-	-
Dalapon	ND	0.77	1.0	-	-	-
DCPA (mono & diacid)	ND	0.50	1.0	-	-	-
Dicamba	ND	0.074	0.20	-	-	-
3,5-Dichlorobenzoic Acid	ND	0.24	1.0	-	-	-
Dichloroprop	ND	0.35	1.0	-	-	-
Dinoseb (DNBP)	ND	0.30	1.0	-	-	-
MCPA	ND	1.3	2.0	-	-	-
MCPP	ND	1.2	2.0	-	-	-
4-Nitrophenol	ND	0.77	1.0	-	-	-
Pentachlorophenol (PCP)	ND	0.055	0.20	-	-	-
Picloram	ND	0.38	1.0	-	-	-
2,4,5-T (Trichlorophenoxy acetic acid)	ND	0.10	0.20	-	-	-
2,4,5-TP (Silvex)	ND	0.16	0.50	-	-	-
Surrogate Recovery						
DCAA	9.0			10	90	70-130

(Cont.)

McCampbell Analytical, Inc.
"When Quality Counts"

1534 Willow Pass Road, Pittsburg, CA 94565-1701
Toll Free Telephone: (877) 252-9262 / Fax: (925) 252-9269
http://www.mccampbell.com / E-mail: main@mccampbell.com

Quality Control Report

Client:	Enthalpy Analytical	**WorkOrder:**	2511D66
Date Prepared:	11/20/2025	**BatchID:**	330505
Date Analyzed:	11/20/2025	**Extraction Method:**	E8151A
Instrument:	GC15A	**Analytical Method:**	E8151A
Matrix:	Water	**Unit:**	µg/L
Project:	EO-546946	**Sample ID:**	MB/LCS/LCSD-330505

QC Summary Report for E8151A

Analyte	LCS Result	LCSD Result	SPK Val	LCS %REC	LCSD %REC	LCS/LCSD Limits	RPD	RPD Limit
Acifluorfen	7.6	8.0	10	76	80	70-130	5.94	30
Bentazon	9.4	10	10	94	100	70-130	6.37	30
Chloramben	9.6	10	10	96	102	70-130	6.02	30
2,4-D (Dichlorophenoxyacetic acid)	8.0	8.6	10	80	86	70-130	7.41	30
2,4-DB	9.3	10	10	93	100	70-130	7.85	30
Dalapon	8.7	9.9	10	87	99	70-130	12.2	30
DCPA (mono & diacid)	7.1	7.7	10	71	77	70-130	7.94	30
Dicamba	8.2	8.9	10	82	89	70-130	7.31	30
3,5-Dichlorobenzoic Acid	8.1	8.8	10	81	88	70-130	8.25	30
Dichloroprop	8.2	8.8	10	82	88	70-130	7.23	30
Dinoseb (DNBP)	8.5	9.2	10	85	92	70-130	7.68	30
MCPA	78	84	100	78	84	70-130	7.89	30
MCPP	77	84	100	77	84	70-130	8.66	30
4-Nitrophenol	5.8	6.3	10	58,F5	63,F5	70-130	7.87	30
Pentachlorophenol (PCP)	8.3	8.9	10	83	89	70-130	6.95	30
Picloram	7.3	7.9	10	73	79	70-130	7.52	30
2,4,5-T (Trichlorophenoxy acetic acid)	8.4	9.1	10	84	91	70-130	7.16	30
2,4,5-TP (Silvex)	8.7	9.4	10	87	94	70-130	7.28	30
Surrogate Recovery								
DCAA	9.0	9.8	10	90	98	70-130	9.22	30

McCampbell Analytical, Inc.
"When Quality Counts"

1534 Willow Pass Road, Pittsburg, CA 94565-1701
Toll Free Telephone: (877) 252-9262 / Fax: (925) 252-9269
http://www.mccampbell.com / E-mail: main@mccampbell.com

Quality Control Report

Client:	Enthalpy Analytical	**WorkOrder:**	2511D66
Date Prepared:	11/19/2025	**BatchID:**	330484
Date Analyzed:	11/19/2025	**Extraction Method:**	RSK175
Instrument:	GC26	**Analytical Method:**	RSK175
Matrix:	Water	**Unit:**	µg/L
Project:	EO-546946	**Sample ID:**	MB/LCS/LCSD-330484

QC Summary Report for RSK175

Analyte	MB Result	MDL	RL			
Carbon Dioxide	ND	50	50	-	-	-

Analyte	LCS Result	LCSD Result	SPK Val	LCS %REC	LCSD %REC	LCS/LCSD Limits	RPD	RPD Limit
Carbon Dioxide	140	170	187.2	75	90	70-130	17.8	30

McCampbell Analytical, Inc.
"When Quality Counts"

1534 Willow Pass Road, Pittsburg, CA 94565-1701
Toll Free Telephone: (877) 252-9262 / Fax: (925) 252-9269
http://www.mccampbell.com / E-mail: main@mccampbell.com

Certified Analyte List

Client: Enthalpy Analytical **WorkOrder:** 2511D66

Project: EO-546946

Analyte	Cert 1	Cert 2	Cert 3	Cert 4	Cert 5	Analytical Method	Matrix
2,4,5-T (Trichlorophenoxy acetic acid)	◉	◉	○	○	○	E8151A	Water
2,4,5-TP (Silvex)	◉	◉	○	○	○	E8151A	Water
2,4-D (Dichlorophenoxyacetic acid)	◉	◉	○	○	○	E8151A	Water
2,4-DB	◉	◉	○	○	○	E8151A	Water
3,5-Dichlorobenzoic Acid	○	◉	○	○	○	E8151A	Water
4-Nitrophenol	◉	◉	○	○	○	E8151A	Water
Acifluorfen	○	◉	○	○	○	E8151A	Water
Bentazon	○	◉	○	○	○	E8151A	Water
Chloramben	○	◉	○	○	○	E8151A	Water
Dalapon	◉	◉	○	○	○	E8151A	Water
DCPA (mono & diacid)	○	◉	○	○	○	E8151A	Water
Dicamba	◉	◉	○	○	○	E8151A	Water
Dichloroprop	◉	◉	○	○	○	E8151A	Water
Dinoseb (DNBP)	◉	◉	○	○	○	E8151A	Water
MCPA	◉	◉	○	○	○	E8151A	Water
MCPP	◉	◉	○	○	○	E8151A	Water
Pentachlorophenol (PCP)	◉	◉	○	○	○	E8151A	Water
Picloram	○	◉	○	○	○	E8151A	Water

Certifications

Cert 1	CA ELAP 1644
Cert 2	ORELAP (NELAP) 4033

The Certified Analyte Report lists the compounds for which MAI is accredited at the time of issuance. Although MAI holds multiple accreditations, methods with extensive compound lists may not be fully accredited due to state agency availability.

McCampbell Analytical, Inc.
1534 Willow Pass Rd
Pittsburg, CA 94565-1701
(925) 252-9262

CHAIN-OF-CUSTODY RECORD

WorkOrder: 2511D66 **ClientCode: ENO** **QuoteID: 252619**

☐ WaterTrax ☐ CLIP ☐ EDF ☑ EQuIS ☑ Dry-Weight ☑ Email ☐ HardCopy ☐ ThirdParty ☑ J-flag
☑ Detection Summary ☑ **Excel** [A1_Standard _QC]

Report to:
Zach Barker
Enthalpy Analytical
931 West Barkley Avenue
Orange, CA 92868
714-771-6900 FAX:

Email: zach.barker@enthalpy.com
cc/3rd Party: incomingreports@enthalpy.com;
PO: 079649
Project: EO-546946

Bill to:
Accounts Payable/Enthalpy SoCal
Montrose Environmental Group
PO Box 842165
Boston, MA 02284-2165
003EL_ap@montrose-env.com

Requested TATs: **2 days; 5 days;**

Date Received: **11/18/2025**
Date Logged: **11/19/2025**

Lab ID	ClientSampID	Matrix	Collection Date	Hold	Requested Tests (See legend below)											
					1	2	3	4	5	6	7	8	9	10	11	12
2511D66-001	SOUTH BASIN-OUTLET	Water	11/15/2025 13:15	☐	A	A	B									

Test Legend:

1	8151_W	2	PRDisposal Fee	3	RSK175_CO2_W	4	
5		6		7		8	
9		10		11		12	

Prepared by: Agustina Venegas

Comments:

NOTE: Soil samples are discarded 60 days after receipt unless other arrangements are made (Water samples are 30 days).
Hazardous samples will be returned to client or disposed of at client expense.

McCampbell Analytical, Inc.
"When Quality Counts"

1534 Willow Pass Road, Pittsburg, CA 94565-1701
Toll Free Telephone: (877) 252-9262 / Fax: (925) 252-9269
http://www.mccampbell.com / E-mail: main@mccampbell.com

WORK ORDER SUMMARY

Client Name: ENTHALPY ANALYTICAL **Project:** EO-546946 **Work Order:** 2511D66
Client Contact: Zach Barker **QC Level:** LEVEL 2
Contact's Email: zach.barker@enthalpy.com **Comments:** **Date Logged:** 11/19/2025

☐ WaterTrax ☐ CLIP ☐ EDF ☑ Excel ☑ EQuIS ☑ Email ☐ HardCopy ☐ ThirdParty ☑ J-flag

LabID	ClientSampID	Matrix	Test Name	Cont./ Comp.	Bottle & Preservative	U**	Head Space	Dry-Weight	Collection Date & Time	TAT	Test Due Date	Sediment Content	Hold	Sub Out
001A	SOUTH BASIN-OUTLET	Water	E8151A (Chlorinated Herbicides)	1	1LA Narrow Mouth, Unpres	☐	☐	☐	11/15/2025 13:15	5 days	11/25/2025	Present	☐	☐
001B	SOUTH BASIN-OUTLET	Water	RSK175 (CO2)	2	VOA, Unpres	☐	☐	☐	11/15/2025 13:15	2 days	11/20/2025	Present	☐	☐

NOTES: * STLC and TCLP extractions require 2 days to complete; therefore, all TATs begin after the extraction is completed (i.e., One-day TAT yields results in 3 days from sample submission).

- ISM prep requires 5 to 10 days to complete; therefore, all TATs begin after the extraction is completed (i.e., One-day TAT yields results in 6 to 11 days from sample submission). Due date listed on WO summary will not accurately reflect the time needed for sample preparation.

- Organic extracts are held for 40 days before disposal; Inorganic extract are held for 30 days.

- MAI assumes that all material present in the provided sampling container is considered part of the sample - MAI does not exclude any material from the sample prior to sample preparation unless requested in writing by the client.

U = An unpreserved container was received for a method that suggests a preservation in order to extend hold time for analysis.**

Cont./Comp. = Containers /Composites

HOLD TIME RUSH

2511D66

ENTHALPY ANALYTICAL

931 West Barkley Ave
Orange, CA 92868
(714) 771-6900

Subcontract Laboratory:
McCampbell Analytical, Inc.
1534 Willow Pass Rd.
Pittsburg, CA 94565
ATTN: Quote ID: 252619
PO #: PO-079649

Enthalpy Order: EO-546946
PM: Zach Barker
Email: zach.barker@enthalpy.com
CC: incomingreports@enthalpy.com
Phone: (714) 771-6900

Results Due: Standard TAT
Report Level: II
Report To: MDL
EDDs: Standard Excel EDD

Notes:

Sample ID	Collected	Lab ID	# Cont.	Matrix	Analysis Requested	Comment
+ SOUTH BASIN-OUTLET	15-NOV-2025 13:15	546946-001	1	Water	EPA 8151A Chlorinated Herbicides	
			2	Water	RSK-175 CO2 *	

Notes:	Relinquished By:	Received By:
	Date:	Date: 11/18/25 0940
	Date:	Date:
	Date:	Date:

*REVISED COC RECEIVED 11/18/25. RSK VOAS to be SHIPPED LATER.
-RSK VOAS RECEIVED 11/19/25

0.4C WET IRA

1 of 1
FEDEX: 886132957710

ENTHALPY ANALYTICAL

931 West Barkley Ave
Orange, CA 92868
(714) 771-6900

Subcontract Laboratory:
Enthalpy - El Dorado Hills
1104 Windfield Way
El Dorado Hills, CA 95762
ATTN: Mark Rein
PO #: Required, to be sent via email

Enthalpy Order: EO-546946
PM: Zach Barker
Email: zach.barker@enthalpy.com
CC: incomingreports@enthalpy.com
Phone: (714) 771-6900

Results Due: Standard TAT
Report Level: II
Report To: MDL
EDDs: BLDR:Enthalpy (the normal EDD you send to Orange)

Notes:
Chiquita Canyon Stormwater

Sample ID	Collected	Lab ID	# Cont.	Matrix	Analysis Requested	Comment
SOUTH BASIN-OUTLET	15-NOV-2025 13:15	546946-001	1	Water	EPA 8290 - 2,3,7,8-TCDD Only	

Notes:	Relinquished By:	Received By:
	[signature]	
	Date: 11-17-25 15:03	Date:
	Date:	Date:
	Date:	Date:

ENTHALPY ANALYTICAL

931 West Barkley Ave
Orange, CA 92868
(714) 771-6900

Subcontract Laboratory:
McCampbell Analytical, Inc.
1534 Willow Pass Rd.
Pittsburg, CA 94565
ATTN: Quote ID: 252619
PO #: PO-079649

Enthalpy Order: EO-546946
PM: Zach Barker
Email: zach.barker@enthalpy.com
CC: incomingreports@enthalpy.com
Phone: (714) 771-6900

Results Due: Standard TAT
Report Level: II
Report To: MDL
EDDs: Standard Excel EDD

Notes:

Sample ID	Collected	Lab ID	# Cont.	Matrix	Analysis Requested	Comment
SOUTH BASIN-OUTLET	15-NOV-2025 13:15	546946-001	1	Water	EPA 8151A Chlorinated Herbicides	
			2	Water	RSK-175 CO2	

Notes:	Relinquished By:	Received By:
	[signature]	Kelia Wadsworth Kelia Wadsworth
	Date: 11-17-25 15:03	Date: 11/18/25 0952
	[signature]	[signature]
	Date: 11/18/25 1250	Date: 11/19/25 0948
	Date:	Date:

0.1c wet
IR41

1 of 1

FEDEX: 886169832114

McCampbell Analytical, Inc.
"When Quality Counts"
1534 Willow Pass Road, Pittsburg, CA 94565-1701
Toll Free Telephone: (877) 252-9262 / Fax: (925) 252-9269
http://www.mccampbell.com / E-mail: main@mccampbell.com

Sample Receipt Checklist

Client Name:	Enthalpy Analytical	Date and Time Received:	11/18/2025 09:40
Project:	EO-546946	Date Logged:	11/19/2025
		Received by:	Agustina Venegas
WorkOrder №:	2511D66 Matrix: Water	Logged by:	Agustina Venegas
Carrier:	FedEx		

Chain of Custody (COC) Information

Chain of custody present?	Yes	☑	No	☐		
Chain of custody signed when relinquished and received?	Yes	☑	No	☐		
Chain of custody agrees with sample labels?	Yes	☑	No	☐		
Sample IDs noted by Client on COC?	Yes	☑	No	☐		
Date and Time of collection noted by Client on COC?	Yes	☑	No	☐		
Sampler's name noted on COC?	Yes	☐	No	☑		
COC agrees with Quote?	Yes	☑	No	☐	NA	☐
COC quote NOT expired?	Yes	☑	No	☐	NA	☐

Sample Receipt Information

Custody seals intact on shipping container/cooler?	Yes	☐	No	☐	NA	☑
Custody seals intact on sample bottles?	Yes	☐	No	☐	NA	☑
Shipping container/cooler in good condition?	Yes	☑	No	☐		
Samples in proper containers/bottles?	Yes	☑	No	☐		
Sample containers intact?	Yes	☑	No	☐		
Sufficient sample volume for indicated test?	Yes	☑	No	☐		

Sample Preservation and Hold Time (HT) Information

All samples received within holding time?	Yes	☑	No	☐	NA	☐
Samples Received on Ice?	Yes	☑	No	☐		
(Ice Type: WET ICE)						
Sample/Temp Blank temperature	Temp: 0.4°C				NA	☐
ZHS conditional analyses: VOA meets zero headspace requirement (VOCs, TPHg/BTEX, RSK)?	Yes	☐	No	☐	NA	☑
Sample labels checked for correct preservation?	Yes	☑	No	☐		
pH acceptable upon receipt (Metal: <2)?	Yes	☐	No	☐	NA	☑

UCMR Samples:

pH tested and acceptable upon receipt (200.7: ≤2; 533: 6 - 8; 537.1: 6 - 8)?	Yes	☐	No	☐	NA	☑
Free Chlorine tested and acceptable upon receipt (<0.1mg/L) [not applicable to 200.7]?	Yes	☐	No	☐	NA	☑

Comments:

Enthalpy Analytical
931 West Barkley Ave
Orange, CA 92868
(714) 771-6900

enthalpy.com

Lab Job Number : 547509
Report Level : II
Report Date : 12/09/2025

Analytical Report *prepared for:*

Kate Logan
Waste Connections
Chiquita Canyon Landfill
29201 Henry Mayo Drive
Castaic, CA 91384

Project: CCLF STORMWATER - Chiquita Canyon Stormwater

Authorized for release by:



Zach Barker, Project Manager
zach.barker@enthalpy.com

This data package has been reviewed for technical correctness and completeness. Release of this data has been authorized by the Laboratory Manager or the Manager's designee, as verified by the above signature which applies to this PDF file as well as any associated electronic data deliverable files. The results contained in this report meet all requirements of NELAP and pertain only to those samples which were submitted for analysis. This report may be reproduced only in its entirety.

CA ELAP# 1338, CA ELAP #1338-S1, NELAP# 4038, SCAQMD LAP# 18LA0518, LACSD ID# 10105, ORELAP# 4197

ENTHALPY ANALYTICAL

Sample Summary

Kate Logan Waste Connections Chiquita Canyon Landfill 29201 Henry Mayo Drive Castaic, CA 91384	Lab Job #: Project No: Location: Date Received:	547509 CCLF STORMWATER Chiquita Canyon Stormwater 11/20/25

Sample ID	Lab ID	Collected	Matrix
SOUTH BASIN - WESTERN INLET	547509-001	11/20/25 12:35	Water
SOUTH BASIN - EASTERN INLET	547509-002	11/20/25 13:35	Water

Case Narrative

Waste Connections Chiquita Canyon Landfill 29201 Henry Mayo Drive Castaic, CA 91384 Kate Logan	Lab Job Number: 547509 Project No: CCLF STORMWATER Location: Chiquita Canyon Stormwater Date Received: 11/20/25

This data package contains sample and QC results for two water samples, requested for the above referenced project on 11/20/25. The samples were received in good condition.

Volatile Organics by GC/MS (EPA 8260B):

- High responses were observed for acetone and MTBE in the CCV analyzed 11/22/25 12:55; these analytes were not detected at or above the RL in the associated samples, and affected data was qualified with "b".
- High recovery was observed for MTBE in the LCS for batch 388227; this analyte was not detected at or above the RL in the associated samples.
- SOUTH BASIN - WESTERN INLET (lab # 547509-001) and SOUTH BASIN - EASTERN INLET (lab # 547509-002) had pH greater than 2.
- No other analytical problems were encountered.

Semivolatile Organics by GC/MS (EPA 8270C):

- Low surrogate recovery was observed for 2-fluorophenol in SOUTH BASIN - WESTERN INLET (lab # 547509-001).
- Low surrogate recovery was observed for phenol-d6 in SOUTH BASIN - WESTERN INLET (lab # 547509-001).
- SOUTH BASIN - EASTERN INLET (lab # 547509-002) was diluted due to the dark and viscous nature of the sample extract.
- No other analytical problems were encountered.

Semivolatile Organics by GC/MS (EPA 625.1):

- Low surrogate recovery was observed for 2-fluorophenol in SOUTH BASIN - WESTERN INLET (lab # 547509-001).
- Low surrogate recovery was observed for phenol-d6 in SOUTH BASIN - WESTERN INLET (lab # 547509-001).
- SOUTH BASIN - EASTERN INLET (lab # 547509-002) was diluted due to the dark and viscous nature of the sample extract.
- No other analytical problems were encountered.

Semivolatile Organics by GC/MS SIM (EPA 8270C-SIM):

No analytical problems were encountered.

Pesticides (EPA 8081A):

- SOUTH BASIN - EASTERN INLET (lab # 547509-002) was diluted due to the dark color of the sample extract.
- No other analytical problems were encountered.

Total Organic Carbon by IR (SM 5310B):

No analytical problems were encountered.

PCBs (EPA 8082):

- SOUTH BASIN - EASTERN INLET (lab # 547509-002) was diluted due to the dark color of the sample extract.
- SOUTH BASIN - EASTERN INLET (lab # 547509-002) was treated with sulfuric acid to reduce analytical interferences or due to the presence of color.
- No other analytical problems were encountered.

Metals (EPA 200.7, EPA 200.8, and EPA 245.1):

- High recovery was observed for iron in the MSD for batch 388161; the parent sample was not a project sample, the LCS was within limits, and the associated RPD was within limits.
- High recoveries were observed for boron in the MS/MSD for batch 388174; the parent sample was not a project sample, the LCS was within limits, and the associated RPD was within limits.
- High recovery was observed for boron in the MS for batch 388174; the parent sample was not a project sample, the LCS was within limits, and the associated RPD was within limits.
- No other analytical problems were encountered.

Ion Chromatography (EPA 300.0):
No analytical problems were encountered.

Conductivity (SM2510B):
No analytical problems were encountered.

Total Oil & Grease (HEM) (EPA 1664A):

- Matrix spikes were not performed for this analysis due to insufficient sample volume.
- No analytical problems were encountered.

Total Phenolics (EPA 420.1):
No analytical problems were encountered.

Alkalinity (SM2320B):
No analytical problems were encountered.

Sulfide (SM 4500-S2-D):
No analytical problems were encountered.

Total Dissolved Solids (TDS) (SM2540C):
No analytical problems were encountered.

Total Suspended Solids (TSS) (SM2540D):

- High RPD was observed for total suspended solids in the SDUP for batch 388521; the parent sample was not a project sample.
- No other analytical problems were encountered.

Chemical Oxygen Demand (SM5220D):
No analytical problems were encountered.

Biochemical Oxygen Demand (SM5210B):
No analytical problems were encountered.

Turbidity (SM2130B):
No analytical problems were encountered.

Cyanide - Semi-Automated Method (SM 4500-CN-E and SM 4500-CN-E):
No analytical problems were encountered.

Coliform - 9221 Tests (SM 9221B and SM 9221F):
No analytical problems were encountered.

Ammonia and TKN- Semi-Automated Method (SM 4500-NH3-G):

- High recovery was observed for ammonia-N in the MSD for batch 389023; the parent sample was not a project sample, and the LCS was within limits. High RPD was also observed for ammonia-N in the MS/MSD for batch 389023.
- No other analytical problems were encountered.

Organophosphorus Pesticides (EPA 8141A):
Pace Laboratories in Bakersfield, CA performed the analysis (see sublab report section for certifications). Please see the Pace Laboratories case narrative.

8151A Chlorinated Herbicides (EPA 8151A):
McCampbell Analytical, Inc. in Pittsburg, CA performed the analysis (NELAP certified). Please see the McCampbell Analytical, Inc. case narrative.

RSK-175 CO2 (RSK-175):
McCampbell Analytical, Inc. in Pittsburg, CA performed the analysis (see sublab report section for certifications). Please see the McCampbell Analytical, Inc. case narrative.

Dioxins & Furans (EPA 8290):
Enthalpy - El Dorado Hills in El Dorado Hills, CA performed the analysis (see sublab report section for certifications). Please see the Enthalpy - El Dorado Hills case narrative.

EPA 625.1 (EPA 625.1):
Pace Analytical - Mt. Juliet in Mt. Juliet, TN performed the analysis (see sublab report section for certifications). Please see the Pace Analytical - Mt. Juliet case narrative.

ENTHALPY ANALYTICAL

Chain of Custody Record

Lab No: 547509

Page: 1 of 3

Turn Around Time (rush by advanced notice only)

Standard:	X	5 Day:		3 Day:	
2 Day:		1 Day:		Custom TAT:	

Enthalpy Analytical - Orange

931 W. Barkley Avenue, Orange, CA 92868

Phone 714-771-6900

Matrix: A = Air S = Soil/Solid W = Water DW = Drinking Wate SD = Sediment PP = Pure Product SEA = Sea Water SW = Swab T = Tissue WP = Wipe O = Other

Preservatives: 1 = $Na_2S_2O_3$ 2 = HCl 3 = HNO_3 4 = H_2SO_4 5 = NaOH 6 = Other

Sample Receipt Temp: IR 10 2.9/3.1 3.1/3.3 5.5/5.7 5.6/5.8 5.2/5.4 (lab use only) 4.0/4.2

CUSTOMER INFORMATION		PROJECT INFORMATION	
Company:	Chiquita Canyon, LLC	Name:	SW - Inlets
Report To:	Kate Logan	Number:	
Email:	kate.logan@wasteconnections.com	P.O. #:	
Address:	29201 Henry Mayo Drive	Address:	29201 Henry Mayo Drive
	Castaic, CA 91384		Castaic, CA 91384
Phone:	682-559-3880	Global ID:	
Fax:		Sampled By:	CH, MT

	Sample ID	Sampling Date	Sampling Time	Matrix	Container No. / Size	Pres.	200.7/200.8 Metals (see comments)	245.1 Mercury	4500-CN-E Cyanide	8081 Pesticides / 8082 PCBs	8141 Organophosphorous Pesticides	8151 Herbicides	8260 VOCs	8260 Acrolein/Acrylonitrile	8270C	8290 2,3,7,8-TCDD	Test Instructions / Comments
1	South Basin - Western Inlet	11/20/25	1235	W	31	6,2,4,1	X	X	X	X	X	X	X	X	X	X	Temp: 14.8°C, pH 7.82
2	South Basin - Eastern Inlet	11/20/25	1335	W	31	6,2,4,1	X	X	X	X	X	X	X	X	X	X	Temp: 14.9°C, pH 7.92
3																	
4																	
5																	
6																	
7																	
8																	
9																	
10																	

Analysis Request

Test Instructions / Comments

200.8 - Ag, As, B, Ba, Be, Cd, Co, Cr, Cu, Ni, Mn, Pb, Sb, Se, Sn, Tl, V, Zn
200.7 - Fe, Ca, K, Mg, Na

Additional email recipients:
matt.breuer@wasteconnections.com
stormwater@wasteconnections.com
tmb@swteng.com
aav@swteng.com

Direct invoices to:
Maribel Bolanos
(661) 257-3665

Login 547509

	Signature	Print Name	Company / Title	Date / Time
[1] Relinquished By:		Caleb Keagle	CTEH	11/20/25 1820
[1] Received By:		Anna Roberts	EA	11-20-25 18:20
[2] Relinquished By:				
[2] Received By:				
[3] Relinquished By:				
[3] Received By:				

ENTHALPY ANALYTICAL

Chain of Custody Record

Lab No: 547509

Page: 2 of 3

Turn Around Time (rush by advanced notice only)

Standard:	X	5 Day:		3 Day:	
2 Day:		1 Day:		Custom TAT:	

Enthalpy Analytical - Orange

931 W. Barkley Avenue, Orange, CA 92868

Phone 714-771-6900

Matrix: A = Air S = Soil/Solid W = Water DW = Drinking Wate SD = Sediment PP = Pure Product SEA = Sea Water SW = Swab T = Tissue WP = Wipe O = Other

Preservatives: 1 = $Na_2S_2O_3$ 2 = HCl 3 = HNO_3 4 = H_2SO_4 5 = NaOH 6 = Other

Sample Receipt Temp: (lab use only)

CUSTOMER INFORMATION		PROJECT INFORMATION	
Company:	Chiquita Canyon, LLC	Name:	SW - Inlets
Report To:	Kate Logan	Number:	
Email:	kate.logan@wasteconnections.com	P.O. #:	
Address:	29201 Henry Mayo Drive	Address:	29201 Henry Mayo Drive
	Castaic, CA 91384		Castaic, CA 91384
Phone:	682-559-3880	Global ID:	
Fax:		Sampled By:	CH, MT

	Sample ID	Sampling Date	Sampling Time	Matrix	Container No. / Size	Pres.	SM4500-S2-D Total Sulfide	420.1 Total Phenolics	1664A Oil and Grease	9221B Tota Coliform	9221F E. Coli	300.0 Cl, Br, Fl, NO3, NO2, SO4	2540D TSS	5310B TOC	8270 SIM 1,4-Dioxane	SM2320B Alkalinity	Test Instructions / Comments
1	South Basin - Western Inlet	11/20/25	1235	W	31	6,2,4,1	X	X	X	X	X	X	X	X	X	X	Temp: 14.8°C, pH 7.82
2	South Basin - Eastern Inlet	11/20/25	1335	W	31	6,2,4,1	X	X	X	X	X	X	X	X	X	X	Temp: 14.9°C, pH 7.92
3																	
4																	
5																	
6																	
7																	
8																	
9																	
10																	

Additional email recipients:
matt.breuer@wasteconnections.com
stormwater@wasteconnections.com
tmb@swteng.com
aav@swteng.com

Direct invoices to:
Maribel Bolanos
(661) 257-3665

	Signature	Print Name	Company / Title	Date / Time
[1] Relinquished By:		Caleb Herath	CTEH	11/20/25 1820
[1] Received By:		Anna Roberts	EA	11-20-25 18:20
[2] Relinquished By:				
[2] Received By:				
[3] Relinquished By:				
[3] Received By:				

ENTHALPY ANALYTICAL

Chain of Custody Record

Lab No: 547509

Page: 3 of 3

Turn Around Time (rush by advanced notice only)

Standard:	X	5 Day:		3 Day:	
2 Day:		1 Day:		Custom TAT:	

Enthalpy Analytical - Orange

931 W. Barkley Avenue, Orange, CA 92868

Phone 714-771-6900

Matrix: A = Air S = Soil/Solid W = Water DW = Drinking Wate SD = Sediment PP = Pure Product SEA = Sea Water SW = Swab T = Tissue WP = Wipe O = Other

Preservatives: 1 = $Na_2S_2O_3$ 2 = HCl 3 = HNO_3 4 = H_2SO_4 5 = NaOH 6 = Other

Sample Receipt Temp: (lab use only)

CUSTOMER INFORMATION		PROJECT INFORMATION	
Company:	Chiquita Canyon, LLC	Name:	SW - Inlets
Report To:	Kate Logan	Number:	
Email:	kate.logan@wasteconnections.com	P.O. #:	
Address:	29201 Henry Mayo Drive	Address:	29201 Henry Mayo Drive
	Castaic, CA 91384		Castaic, CA 91384
Phone:	682-559-3880	Global ID:	
Fax:		Sampled By:	CH, MT

	Sample ID	Sampling Date	Sampling Time	Matrix	Container No. / Size	Pres.	SM5220D Chemical Oxygen Demand	SM2510B Specific Conductance	RSK-175 Carbon Dioxide	2540E TDS	SM2130B Turbidity	350.1 Ammonia	625.1 - See Comments	625.1 Alpha-Terpineol	SM5210B BOD		Test Instructions / Comments
1	South Basin - Western Inlet	11/20/25	1235	W	31	6,2,4,1	X	X	X	X	X	X	X	X	X	X	Temp: 14.8°C, pH 7.82
2	South Basin - Eastern Inlet	11/20/25	1335	W	31	6,2,4,1	X	X	X	X	X	X	X	X	X	X	Temp: 14.9°C, pH 7.92
3																	
4																	
5																	
6																	
7																	
8																	
9																	
10																	

Analysis Request

Test Instructions / Comments

625.1 - Benzoic Acid, Pyridine, Phenol, 2-methylphenol, 3,4-methylphenol, Cresol, Naphthalene, alpha-terpineol

Additional email recipients:
matt.breuer@wasteconnections.com
stormwater@wasteconnections.com
tmb@swteng.com
aav@swteng.com

Direct invoices to:
Maribel Bolanos
(661) 257-3665

	Signature	Print Name	Company / Title	Date / Time
[1] Relinquished By:		Caleb Hervey	CT&H	11/20/25 1620
[1] Received By:		Anna Roberts	EA	11-20-25 18:20
[2] Relinquished By:				
[2] Received By:				
[3] Relinquished By:				
[3] Received By:				

SAMPLE RECEIPT CHECKLIST

Section 1: General Info

Date Received: 11/20/25 WO# 547509 Client: Waste Connections

Section 2: Shipping / Custody **Are custody seals present?** ☐ Yes ☒ No

Custody seals intact on arrival? ■ N/A ☐ Yes ☐ No ☐ On cooler / box ☐ On samples

☐ Courier ■ Walk-In ☐ Field Sampling ☐ Shipping Info: _____

Section 3a: Condition / Packaging ☐ **Outside 0.0 - 6.0°C (0.0 - 10.0°C for microbiology) (PM notified)**

Date Opened 11/20/25 By (initials) AGR Type of ice used: ■ Wet ☐ Blue/Gel ☐ None

☐ Samples received on ice directly from the field; cooling process had begun. (if checked, skip temperatures)

☐ Sample matrix doesn't require cooling (e.g. air, bulk PCB). (if checked, skip temperatures)

If no cooler: Observed/Adjusted Temp (°C): _____ / _____ Thermometer/IR Gun: IR10 CF: +0.2

Cooler Temp (°C) #1: 3.1 / 3.3 #2: 5.6 / 5.8 #3: 2.9 / 3.1 #4: 5.5 / 5.7 #5: 5.5 / 5.4 #6: 4.0 / 4.2

Section 3b: Microbiology Samples ☐ **No microbiology samples submitted (skip 3b)**

■ Within temp range 0.0 - 10.0°C or received on ice directly from field.

■ Adequate headspace for microbiology analysis.

Section 3c: Air Samples ■ **No air samples submitted (skip 3c)**

☐ 1.4L Canisters ☐ 6L Canisters ☐ Tedlar Bags ☐ MCE Cassettes ☐ Sorbent Tubes ☐ Other _____

Section 4: Containers / Labels / Samples	YES	NO	N/A
1) Were custody papers present, filled properly, and legible?	X		
2) Is the sampler's name present on the CoC?	X		
3) Were containers received in good condition (unbroken / unopened / uncompromised)?	X		
4) Were the samples bagged? (required for microbiology samples; recommended for soil samples)	X		
5) Were all of, and only, the correct samples received?	X		
6) Are sample labels present, legible, and in agreement with the CoC?		X	
7) Does the container count match the CoC?	X		
8) Was sufficient sample volume / mass received for the analyses requested?	X		
9) Were samples received in proper containers for the analyses requested?	X		
10) Were samples received with > 1/2 holding time remaining?		X	
11) Are samples properly preserved as indicated by CoC / labels?	X		
12) Unpreserved VOAs received - If necessary, was the hold time changed in LIMS?		X	
13) Are VOA vials free from headspace/bubbles > 6mm?	X		

Section 5: Explanations / Comments

(If no comments are made, then no discrepancies noted.)

4.6: Sampling times on containers are switched compared to the COC.
Sample -001 has time 1335 on the containers but 1235 on the COC.
Sample -002 has time 1235 on the containers but 1335 on the COC.

☐ **No additional discrepancies**

Date Logged 11/20/25 **By (print)** ABD **(sign)** ADJ

Date Labeled 11/20/25 **By (print)** AGR / NCM **(sign)** ADJ for AGR / NCM

ENTHALPY ANALYTICAL

Analysis Results for 547509

Kate Logan
Waste Connections
Chiquita Canyon Landfill
29201 Henry Mayo Drive
Castaic, CA 91384

Lab Job #: 547509
Project No: CCLF STORMWATER
Location: Chiquita Canyon Stormwater
Date Received: 11/20/25

Sample ID: SOUTH BASIN - WESTERN INLET | **Lab ID:** 547509-001 | **Matrix:** Water | **Collected:** 11/20/25 12:35

547509-001 Analyte	Result	Qual	Units	RL	MDL	DF	Batch	Prepared	Analyzed	Chemist
Method: EPA 1664A Prep Method: METHOD										
Total Oil and Grease	**2.2**	J	mg/L	5.0	0.97	1	388822	12/02/25	12/02/25	CKN
Method: EPA 200.7 Prep Method: EPA 3015A										
Calcium	**120**		mg/L	10	4.6	10	388161	11/21/25	11/24/25	SBW
Iron	**35**		mg/L	1.0	0.55	10	388161	11/21/25	11/24/25	SBW
Magnesium	**18**		mg/L	0.10	0.051	1	388161	11/21/25	11/21/25	SBW
Potassium	**12**		mg/L	0.50	0.50	1	388161	11/21/25	11/21/25	SBW
Sodium	**28**		mg/L	0.60	0.38	1	388161	11/21/25	11/21/25	SBW
Method: EPA 200.8 Prep Method: EPA 3015A										
Antimony	**0.72**	J	ug/L	2.0	0.31	1	388174	11/21/25	12/03/25	KAM
Arsenic	**8.1**		ug/L	2.0	0.21	1	388174	11/21/25	11/22/25	KAM
Barium	**450**		ug/L	50	3.3	10	388174	11/21/25	11/26/25	KAM
Beryllium	**2.1**		ug/L	1.0	0.062	1	388174	11/21/25	11/22/25	KAM
Boron	**71**		ug/L	10	6.0	1	388174	11/21/25	12/03/25	KAM
Cadmium	**0.73**	J	ug/L	1.0	0.11	1	388174	11/21/25	11/22/25	KAM
Chromium	**36**		ug/L	5.0	0.34	1	388174	11/21/25	11/22/25	KAM
Cobalt	**21**		ug/L	1.0	0.068	1	388174	11/21/25	11/22/25	KAM
Copper	**49**		ug/L	3.0	0.71	1	388174	11/21/25	11/22/25	KAM
Lead	**32**		ug/L	5.0	0.16	1	388174	11/21/25	11/22/25	KAM
Manganese	**890**		ug/L	10	1.7	1	388174	11/21/25	11/22/25	KAM
Nickel	**38**		ug/L	5.0	1.3	1	388174	11/21/25	11/22/25	KAM
Selenium	**3.9**	J	ug/L	4.0	1.6	1	388174	11/21/25	11/22/25	KAM
Silver	ND		ug/L	5.0	0.50	1	388174	11/21/25	11/22/25	KAM
Thallium	ND		ug/L	1.0	0.42	1	388174	11/21/25	11/22/25	KAM
Tin	ND		ug/L	5.0	0.33	1	388174	11/21/25	11/22/25	KAM
Vanadium	**67**		ug/L	5.0	0.26	1	388174	11/21/25	11/22/25	KAM
Zinc	**150**		ug/L	10	7.6	1	388174	11/21/25	11/22/25	KAM
Method: EPA 245.1 Prep Method: EPA 245.1										
Mercury	ND		ug/L	0.40	0.032	1	388336	11/24/25	11/24/25	DXC
Method: EPA 300.0 Prep Method: METHOD										
Fluoride	**0.069**	J	mg/L	0.20	0.059	1	388072	11/20/25 17:02	11/20/25 22:06	KUM
Chloride	**14**		mg/L	1.0	0.26	1	388072	11/20/25 17:02	11/20/25 22:06	KUM
Nitrogen, Nitrite	**0.03**	J	mg/L	0.10	0.02	1	388072	11/20/25 17:02	11/20/25 22:06	KUM

Results for any subcontracted analyses are not included in this section.

ENTHALPY ANALYTICAL

Analysis Results for 547509

547509-001 Analyte	Result	Qual	Units	RL	MDL	DF	Batch	Prepared	Analyzed	Chemist
Bromide	ND		mg/L	0.30	0.061	1	388072	11/20/25 17:02	11/20/25 22:06	KUM
Nitrogen, Nitrate	**0.63**		mg/L	0.10	0.05	1	388072	11/20/25 17:02	11/20/25 22:06	KUM
Sulfate	**59**		mg/L	1.0	0.18	1	388072	11/20/25 17:02	11/20/25 22:06	KUM
Method: EPA 350.1 Prep Method: METHOD										
Ammonia-N	**15**		mg/L	2.0	1.0	20	389131	12/04/25	12/04/25	JAK
Method: EPA 420.1 Prep Method: METHOD										
Total Phenolics	**0.0080**	J	mg/L	0.010	0.0065	1	388905	12/02/25	12/02/25	LVL
Method: EPA 625.1 Prep Method: EPA 3510C										
Pyridine	ND		ug/L	9.4	2.7	0.94	388120	11/22/25	11/22/25	ZFA
Phenol	ND		ug/L	9.4	2.0	0.94	388120	11/22/25	11/22/25	ZFA
2-Methylphenol	ND		ug/L	9.4	3.1	0.94	388120	11/22/25	11/22/25	ZFA
3-,4-Methylphenol	ND		ug/L	9.4	2.8	0.94	388120	11/22/25	11/22/25	ZFA
Benzoic acid	ND		ug/L	47	10	0.94	388120	11/22/25	11/22/25	ZFA
Naphthalene	ND		ug/L	9.4	3.4	0.94	388120	11/22/25	11/22/25	ZFA
Cresol	ND		ug/L	9.4		0.94	388120	11/22/25	11/22/25	ZFA
Method: EPA 8081A Prep Method: EPA 3510C										
alpha-BHC	ND		ug/L	0.05	0.02	0.99	388247	11/22/25	11/25/25	XLY
beta-BHC	ND		ug/L	0.05	0.02	0.99	388247	11/22/25	11/25/25	XLY
gamma-BHC	ND		ug/L	0.05	0.02	0.99	388247	11/22/25	11/25/25	XLY
delta-BHC	ND		ug/L	0.05	0.02	0.99	388247	11/22/25	11/25/25	XLY
Heptachlor	ND		ug/L	0.05	0.01	0.99	388247	11/22/25	11/25/25	XLY
Aldrin	ND		ug/L	0.05	0.02	0.99	388247	11/22/25	11/25/25	XLY
Heptachlor epoxide	ND		ug/L	0.05	0.02	0.99	388247	11/22/25	11/25/25	XLY
Endosulfan I	ND		ug/L	0.05	0.02	0.99	388247	11/22/25	11/25/25	XLY
Dieldrin	ND		ug/L	0.1	0.01	0.99	388247	11/22/25	11/25/25	XLY
4,4'-DDE	ND		ug/L	0.1	0.02	0.99	388247	11/22/25	11/25/25	XLY
Endrin	ND		ug/L	0.1	0.02	0.99	388247	11/22/25	11/25/25	XLY
Endosulfan II	ND		ug/L	0.1	0.02	0.99	388247	11/22/25	11/25/25	XLY
Endosulfan sulfate	ND		ug/L	0.1	0.02	0.99	388247	11/22/25	11/25/25	XLY
4,4'-DDD	ND		ug/L	0.1	0.02	0.99	388247	11/22/25	11/25/25	XLY
Endrin aldehyde	ND		ug/L	0.1	0.03	0.99	388247	11/22/25	11/25/25	XLY
Endrin ketone	ND		ug/L	0.1	0.03	0.99	388247	11/22/25	11/25/25	XLY
4,4'-DDT	ND		ug/L	0.1	0.04	0.99	388247	11/22/25	11/25/25	XLY
Methoxychlor	ND		ug/L	0.1	0.06	0.99	388247	11/22/25	11/25/25	XLY
Toxaphene	ND		ug/L	2.0	0.8	0.99	388247	11/22/25	11/25/25	XLY
Chlordane (Technical)	ND		ug/L	1.0	0.3	0.99	388247	11/22/25	11/25/25	XLY
Surrogates				**Limits**						
TCMX	85%		%REC	29-120		0.99	388247	11/22/25	11/25/25	XLY
Decachlorobiphenyl	83%		%REC	33-132		0.99	388247	11/22/25	11/25/25	XLY
Method: EPA 8082 Prep Method: EPA 3510C										
Aroclor-1016	ND		ug/L	0.50	0.30	0.99	388247	11/22/25	11/25/25	XLY
Aroclor-1221	ND		ug/L	0.50	0.35	0.99	388247	11/22/25	11/25/25	XLY
Aroclor-1232	ND		ug/L	0.50	0.31	0.99	388247	11/22/25	11/25/25	XLY
Aroclor-1242	ND		ug/L	0.50	0.41	0.99	388247	11/22/25	11/25/25	XLY

Results for any subcontracted analyses are not included in this section.

ENTHALPY ANALYTICAL

Analysis Results for 547509

547509-001 Analyte	Result	Qual	Units	RL	MDL	DF	Batch	Prepared	Analyzed	Chemist
Aroclor-1248	ND		ug/L	0.50	0.23	0.99	388247	11/22/25	11/25/25	XLY
Aroclor-1254	ND		ug/L	0.50	0.34	0.99	388247	11/22/25	11/25/25	XLY
Aroclor-1260	ND		ug/L	0.50	0.33	0.99	388247	11/22/25	11/25/25	XLY
Aroclor-1262	ND		ug/L	0.50	0.39	0.99	388247	11/22/25	11/25/25	XLY
Aroclor-1268	ND		ug/L	0.50	0.35	0.99	388247	11/22/25	11/25/25	XLY
Surrogates				**Limits**						
Decachlorobiphenyl (PCB)	73%		%REC	28-138		0.99	388247	11/22/25	11/25/25	XLY
Method: EPA 8260B Prep Method: EPA 5030B										
Carbon Disulfide	ND		ug/L	5.0	0.3	1	388227	11/22/25	11/22/25	EJB
Chloroprene	ND		ug/L	200	1.5	1	388227	11/22/25	11/22/25	EJB
3-Chloropropene	ND		ug/L	5.0	0.2	1	388227	11/22/25	11/22/25	EJB
Ethyl methacrylate	ND		ug/L	50	1.0	1	388227	11/22/25	11/22/25	EJB
Ethanol	ND		ug/L	500	180	1	388227	11/22/25	11/22/25	EJB
2-Hexanone	ND		ug/L	5.0	0.6	1	388227	11/22/25	11/22/25	EJB
Isopropanol (IPA)	ND		ug/L	200	90	1	388227	11/22/25	11/22/25	EJB
Methyl acrylonitrile	ND		ug/L	35	1.3	1	388227	11/22/25	11/22/25	EJB
Vinyl Acetate	ND		ug/L	50	1.6	1	388227	11/22/25	11/22/25	EJB
Acrolein	ND		ug/L	200	1.2	1	388227	11/22/25	11/22/25	EJB
Acrylonitrile	ND		ug/L	10	0.2	1	388227	11/22/25	11/22/25	EJB
Freon 12	ND		ug/L	5.0	0.2	1	388227	11/22/25	11/22/25	EJB
Chloromethane	ND		ug/L	5.0	0.1	1	388227	11/22/25	11/22/25	EJB
Vinyl Chloride	ND		ug/L	5.0	0.2	1	388227	11/22/25	11/22/25	EJB
Bromomethane	ND		ug/L	5.0	0.3	1	388227	11/22/25	11/22/25	EJB
Chloroethane	ND		ug/L	5.0	0.3	1	388227	11/22/25	11/22/25	EJB
Trichlorofluoromethane	ND		ug/L	5.0	0.2	1	388227	11/22/25	11/22/25	EJB
Iodomethane	ND		ug/L	5.0		1	388227	11/22/25	11/22/25	EJB
Acetone	**40**	J,b	ug/L	100	2.1	1	388227	11/22/25	11/22/25	EJB
Freon 113	ND		ug/L	5.0	0.1	1	388227	11/22/25	11/22/25	EJB
1,1-Dichloroethene	ND		ug/L	5.0	0.2	1	388227	11/22/25	11/22/25	EJB
Methylene Chloride	ND		ug/L	10	0.4	1	388227	11/22/25	11/22/25	EJB
MTBE	ND		ug/L	5.0	0.1	1	388227	11/22/25	11/22/25	EJB
trans-1,2-Dichloroethene	ND		ug/L	5.0	0.2	1	388227	11/22/25	11/22/25	EJB
1,1-Dichloroethane	ND		ug/L	5.0	0.1	1	388227	11/22/25	11/22/25	EJB
2-Butanone	**6.0**	J	ug/L	10	0.6	1	388227	11/22/25	11/22/25	EJB
cis-1,2-Dichloroethene	ND		ug/L	5.0	0.2	1	388227	11/22/25	11/22/25	EJB
2,2-Dichloropropane	ND		ug/L	5.0	0.2	1	388227	11/22/25	11/22/25	EJB
Chloroform	ND		ug/L	5.0	0.1	1	388227	11/22/25	11/22/25	EJB
Bromochloromethane	ND		ug/L	5.0	0.2	1	388227	11/22/25	11/22/25	EJB
1,1,1-Trichloroethane	ND		ug/L	5.0	0.1	1	388227	11/22/25	11/22/25	EJB
1,1-Dichloropropene	ND		ug/L	5.0	0.1	1	388227	11/22/25	11/22/25	EJB
Carbon Tetrachloride	ND		ug/L	5.0	0.1	1	388227	11/22/25	11/22/25	EJB
1,2-Dichloroethane	ND		ug/L	5.0	0.1	1	388227	11/22/25	11/22/25	EJB
Benzene	ND		ug/L	1.0	0.1	1	388227	11/22/25	11/22/25	EJB
Trichloroethene	ND		ug/L	5.0	0.1	1	388227	11/22/25	11/22/25	EJB
1,2-Dichloropropane	ND		ug/L	5.0	0.1	1	388227	11/22/25	11/22/25	EJB
Bromodichloromethane	ND		ug/L	5.0	0.2	1	388227	11/22/25	11/22/25	EJB
Dibromomethane	ND		ug/L	5.0	0.2	1	388227	11/22/25	11/22/25	EJB
4-Methyl-2-Pentanone	ND		ug/L	5.0	0.5	1	388227	11/22/25	11/22/25	EJB
cis-1,3-Dichloropropene	ND		ug/L	5.0	0.1	1	388227	11/22/25	11/22/25	EJB
Toluene	ND		ug/L	5.0	0.2	1	388227	11/22/25	11/22/25	EJB
trans-1,3-Dichloropropene	ND		ug/L	5.0	0.1	1	388227	11/22/25	11/22/25	EJB

Results for any subcontracted analyses are not included in this section.

ENTHALPY ANALYTICAL

Analysis Results for 547509

547509-001 Analyte	Result	Qual	Units	RL	MDL	DF	Batch	Prepared	Analyzed	Chemist
1,1,2-Trichloroethane	ND		ug/L	5.0	0.1	1	388227	11/22/25	11/22/25	EJB
1,3-Dichloropropane	ND		ug/L	5.0	0.1	1	388227	11/22/25	11/22/25	EJB
Tetrachloroethene	ND		ug/L	5.0	0.09	1	388227	11/22/25	11/22/25	EJB
Dibromochloromethane	ND		ug/L	5.0	0.09	1	388227	11/22/25	11/22/25	EJB
1,2-Dibromoethane	ND		ug/L	5.0	0.09	1	388227	11/22/25	11/22/25	EJB
Chlorobenzene	ND		ug/L	5.0	0.1	1	388227	11/22/25	11/22/25	EJB
1,1,1,2-Tetrachloroethane	ND		ug/L	5.0	0.09	1	388227	11/22/25	11/22/25	EJB
Ethylbenzene	ND		ug/L	5.0	0.1	1	388227	11/22/25	11/22/25	EJB
m,p-Xylenes	ND		ug/L	5.0	0.3	1	388227	11/22/25	11/22/25	EJB
o-Xylene	ND		ug/L	5.0	0.1	1	388227	11/22/25	11/22/25	EJB
Styrene	ND		ug/L	5.0	0.2	1	388227	11/22/25	11/22/25	EJB
Bromoform	ND		ug/L	5.0	0.1	1	388227	11/22/25	11/22/25	EJB
Isopropylbenzene	ND		ug/L	5.0	0.1	1	388227	11/22/25	11/22/25	EJB
1,1,2,2-Tetrachloroethane	ND		ug/L	5.0	0.09	1	388227	11/22/25	11/22/25	EJB
1,2,3-Trichloropropane	ND		ug/L	5.0	0.1	1	388227	11/22/25	11/22/25	EJB
Propylbenzene	ND		ug/L	5.0	0.1	1	388227	11/22/25	11/22/25	EJB
Bromobenzene	ND		ug/L	5.0	0.1	1	388227	11/22/25	11/22/25	EJB
1,3,5-Trimethylbenzene	ND		ug/L	5.0	0.1	1	388227	11/22/25	11/22/25	EJB
2-Chlorotoluene	ND		ug/L	5.0	0.1	1	388227	11/22/25	11/22/25	EJB
4-Chlorotoluene	ND		ug/L	5.0	0.1	1	388227	11/22/25	11/22/25	EJB
tert-Butylbenzene	ND		ug/L	5.0	0.1	1	388227	11/22/25	11/22/25	EJB
1,2,4-Trimethylbenzene	ND		ug/L	5.0	0.1	1	388227	11/22/25	11/22/25	EJB
sec-Butylbenzene	ND		ug/L	5.0	0.1	1	388227	11/22/25	11/22/25	EJB
para-Isopropyl Toluene	ND		ug/L	5.0	0.1	1	388227	11/22/25	11/22/25	EJB
1,3-Dichlorobenzene	ND		ug/L	5.0	0.1	1	388227	11/22/25	11/22/25	EJB
1,4-Dichlorobenzene	ND		ug/L	5.0	0.1	1	388227	11/22/25	11/22/25	EJB
n-Butylbenzene	ND		ug/L	5.0	0.1	1	388227	11/22/25	11/22/25	EJB
1,2-Dichlorobenzene	ND		ug/L	5.0	0.1	1	388227	11/22/25	11/22/25	EJB
1,2-Dibromo-3-Chloropropane	ND		ug/L	5.0	0.2	1	388227	11/22/25	11/22/25	EJB
1,2,4-Trichlorobenzene	ND		ug/L	5.0	0.1	1	388227	11/22/25	11/22/25	EJB
Hexachlorobutadiene	ND		ug/L	5.0	0.2	1	388227	11/22/25	11/22/25	EJB
1,2,3-Trichlorobenzene	ND		ug/L	5.0	0.1	1	388227	11/22/25	11/22/25	EJB
cis-1,4-Dichloro-2-butene	ND		ug/L	5.0	0.2	1	388227	11/22/25	11/22/25	EJB
trans-1,4-Dichloro-2-butene	ND		ug/L	5.0	0.3	1	388227	11/22/25	11/22/25	EJB
Xylene (total)	ND		ug/L	5.0		1	388227	11/22/25	11/22/25	EJB
Surrogates				**Limits**						
Dibromofluoromethane	106%		%REC	70-130		1	388227	11/22/25	11/22/25	EJB
1,2-Dichloroethane-d4	100%		%REC	70-130		1	388227	11/22/25	11/22/25	EJB
Toluene-d8	99%		%REC	70-130		1	388227	11/22/25	11/22/25	EJB
Bromofluorobenzene	100%		%REC	70-130		1	388227	11/22/25	11/22/25	EJB
Method: EPA 8270C-SIM Prep Method: EPA 3535										
1,4-Dioxane	**1.0**		ug/L	1.0	0.84	1	388265	11/23/25	11/24/25	MSS
Surrogates				**Limits**						
1,4-Dioxane-d8 (SUR)	99%		%REC	80-120		1	388265	11/23/25	11/24/25	MSS
Method: EPA 8270C Prep Method: EPA 3510C										
Carbazole	ND		ug/L	9.4	2.6	0.94	388120	11/22/25	11/22/25	ZFA
N-Nitrosodimethylamine	ND		ug/L	9.4	2.7	0.94	388120	11/22/25	11/22/25	ZFA
Aniline	ND		ug/L	9.4	2.7	0.94	388120	11/22/25	11/22/25	ZFA

Results for any subcontracted analyses are not included in this section.

ENTHALPY ANALYTICAL

Analysis Results for 547509

547509-001 Analyte	Result	Qual	Units	RL	MDL	DF	Batch	Prepared	Analyzed	Chemist
bis(2-Chloroethyl)ether	ND		ug/L	24	3.5	0.94	388120	11/22/25	11/22/25	ZFA
2-Chlorophenol	ND		ug/L	9.4	3.4	0.94	388120	11/22/25	11/22/25	ZFA
1,3-Dichlorobenzene	ND		ug/L	9.4	3.1	0.94	388120	11/22/25	11/22/25	ZFA
1,4-Dichlorobenzene	ND		ug/L	9.4	3.2	0.94	388120	11/22/25	11/22/25	ZFA
Benzyl alcohol	ND		ug/L	24	5.4	0.94	388120	11/22/25	11/22/25	ZFA
1,2-Dichlorobenzene	ND		ug/L	9.4	3.1	0.94	388120	11/22/25	11/22/25	ZFA
bis(2-Chloroisopropyl) ether	ND		ug/L	9.4	3.6	0.94	388120	11/22/25	11/22/25	ZFA
N-Nitroso-di-n-propylamine	ND		ug/L	9.4	3.6	0.94	388120	11/22/25	11/22/25	ZFA
Hexachloroethane	ND		ug/L	9.4	2.8	0.94	388120	11/22/25	11/22/25	ZFA
Nitrobenzene	ND		ug/L	24	7.9	0.94	388120	11/22/25	11/22/25	ZFA
Isophorone	ND		ug/L	9.4	3.5	0.94	388120	11/22/25	11/22/25	ZFA
2-Nitrophenol	ND		ug/L	9.4	5.1	0.94	388120	11/22/25	11/22/25	ZFA
2,4-Dimethylphenol	ND		ug/L	9.4	3.1	0.94	388120	11/22/25	11/22/25	ZFA
bis(2-Chloroethoxy)methane	ND		ug/L	9.4	3.5	0.94	388120	11/22/25	11/22/25	ZFA
2,4-Dichlorophenol	ND		ug/L	9.4	3.5	0.94	388120	11/22/25	11/22/25	ZFA
1,2,4-Trichlorobenzene	ND		ug/L	9.4	3.2	0.94	388120	11/22/25	11/22/25	ZFA
4-Chloroaniline	ND		ug/L	9.4	2.9	0.94	388120	11/22/25	11/22/25	ZFA
Hexachlorobutadiene	ND		ug/L	9.4	2.1	0.94	388120	11/22/25	11/22/25	ZFA
4-Chloro-3-methylphenol	ND		ug/L	9.4	3.4	0.94	388120	11/22/25	11/22/25	ZFA
2-Methylnaphthalene	ND		ug/L	9.4	3.2	0.94	388120	11/22/25	11/22/25	ZFA
Hexachlorocyclopentadiene	ND		ug/L	24	7.4	0.94	388120	11/22/25	11/22/25	ZFA
2,4,6-Trichlorophenol	ND		ug/L	9.4	3.8	0.94	388120	11/22/25	11/22/25	ZFA
2,4,5-Trichlorophenol	ND		ug/L	9.4	3.5	0.94	388120	11/22/25	11/22/25	ZFA
2-Chloronaphthalene	ND		ug/L	9.4	3.2	0.94	388120	11/22/25	11/22/25	ZFA
2-Nitroaniline	ND		ug/L	47	4.1	0.94	388120	11/22/25	11/22/25	ZFA
Dimethylphthalate	ND		ug/L	9.4	3.2	0.94	388120	11/22/25	11/22/25	ZFA
Acenaphthylene	ND		ug/L	9.4	3.6	0.94	388120	11/22/25	11/22/25	ZFA
2,6-Dinitrotoluene	ND		ug/L	9.4	4.2	0.94	388120	11/22/25	11/22/25	ZFA
3-Nitroaniline	ND		ug/L	9.4	3.8	0.94	388120	11/22/25	11/22/25	ZFA
Acenaphthene	ND		ug/L	9.4	3.1	0.94	388120	11/22/25	11/22/25	ZFA
2,4-Dinitrophenol	ND		ug/L	47	14	0.94	388120	11/22/25	11/22/25	ZFA
4-Nitrophenol	ND		ug/L	9.4	8.0	0.94	388120	11/22/25	11/22/25	ZFA
Dibenzofuran	ND		ug/L	9.4	3.0	0.94	388120	11/22/25	11/22/25	ZFA
2,4-Dinitrotoluene	ND		ug/L	9.4	4.0	0.94	388120	11/22/25	11/22/25	ZFA
Diethylphthalate	ND		ug/L	9.4	2.8	0.94	388120	11/22/25	11/22/25	ZFA
Fluorene	ND		ug/L	9.4	2.9	0.94	388120	11/22/25	11/22/25	ZFA
4-Chlorophenyl-phenylether	ND		ug/L	9.4	2.9	0.94	388120	11/22/25	11/22/25	ZFA
4-Nitroaniline	ND		ug/L	9.4	3.2	0.94	388120	11/22/25	11/22/25	ZFA
4,6-Dinitro-2-methylphenol	ND		ug/L	47	16	0.94	388120	11/22/25	11/22/25	ZFA
N-Nitrosodiphenylamine	ND		ug/L	9.4	3.7	0.94	388120	11/22/25	11/22/25	ZFA
1,2-diphenylhydrazine (as azobenzene)	ND		ug/L	9.4	2.8	0.94	388120	11/22/25	11/22/25	ZFA
4-Bromophenyl-phenylether	ND		ug/L	9.4	3.1	0.94	388120	11/22/25	11/22/25	ZFA
Hexachlorobenzene	ND		ug/L	9.4	2.9	0.94	388120	11/22/25	11/22/25	ZFA
Pentachlorophenol	ND		ug/L	24	5.4	0.94	388120	11/22/25	11/22/25	ZFA
Phenanthrene	ND		ug/L	9.4	2.8	0.94	388120	11/22/25	11/22/25	ZFA
Anthracene	ND		ug/L	9.4	2.6	0.94	388120	11/22/25	11/22/25	ZFA
Di-n-butylphthalate	ND		ug/L	9.4	2.8	0.94	388120	11/22/25	11/22/25	ZFA
Fluoranthene	ND		ug/L	9.4	2.7	0.94	388120	11/22/25	11/22/25	ZFA
Benzidine	ND		ug/L	47	18	0.94	388120	11/22/25	11/22/25	ZFA
Pyrene	ND		ug/L	9.4	2.5	0.94	388120	11/22/25	11/22/25	ZFA
Butylbenzylphthalate	ND		ug/L	9.4	3.4	0.94	388120	11/22/25	11/22/25	ZFA

Results for any subcontracted analyses are not included in this section.

ENTHALPY ANALYTICAL

Analysis Results for 547509

547509-001 Analyte	Result	Qual	Units	RL	MDL	DF	Batch	Prepared	Analyzed	Chemist
3,3'-Dichlorobenzidine	ND		ug/L	24	4.9	0.94	388120	11/22/25	11/22/25	ZFA
Benzo(a)anthracene	ND		ug/L	9.4	2.3	0.94	388120	11/22/25	11/22/25	ZFA
Chrysene	ND		ug/L	9.4	2.3	0.94	388120	11/22/25	11/22/25	ZFA
bis(2-Ethylhexyl)phthalate	ND		ug/L	9.4	3.1	0.94	388120	11/22/25	11/22/25	ZFA
Di-n-octylphthalate	ND		ug/L	9.4	4.4	0.94	388120	11/22/25	11/22/25	ZFA
Benzo(b)fluoranthene	ND		ug/L	9.4	2.9	0.94	388120	11/22/25	11/22/25	ZFA
Benzo(k)fluoranthene	ND		ug/L	9.4	2.9	0.94	388120	11/22/25	11/22/25	ZFA
Benzo(a)pyrene	ND		ug/L	9.4	3.0	0.94	388120	11/22/25	11/22/25	ZFA
Indeno(1,2,3-cd)pyrene	ND		ug/L	9.4	4.0	0.94	388120	11/22/25	11/22/25	ZFA
Dibenz(a,h)anthracene	ND		ug/L	9.4	3.9	0.94	388120	11/22/25	11/22/25	ZFA
Benzo(g,h,i)perylene	ND		ug/L	9.4	3.9	0.94	388120	11/22/25	11/22/25	ZFA
Surrogates				**Limits**						
2-Fluorophenol	12%	*	%REC	15-120		0.94	388120	11/22/25	11/22/25	ZFA
Phenol-d6	8%	*	%REC	15-120		0.94	388120	11/22/25	11/22/25	ZFA
2,4,6-Tribromophenol	44%		%REC	15-140		0.94	388120	11/22/25	11/22/25	ZFA
Nitrobenzene-d5	25%		%REC	15-123		0.94	388120	11/22/25	11/22/25	ZFA
2-Fluorobiphenyl	23%		%REC	15-120		0.94	388120	11/22/25	11/22/25	ZFA
Terphenyl-d14	50%		%REC	15-120		0.94	388120	11/22/25	11/22/25	ZFA
Method: SM 4500-CN-E Prep Method: METHOD										
Cyanide	ND		mg/L	0.0050	0.0017	0.5	388626	11/26/25	12/01/25	JAK
Method: SM 4500-S2-D Prep Method: METHOD										
Sulfide	ND		mg/L	0.10		1	388182	11/21/25	11/21/25	TXC
Method: SM 5310B Prep Method: SM 5310B										
Total Organic Carbon	**11**		mg/L	1.0	0.49	1	388309	11/24/25	11/24/25	BDR
Method: SM 9221B Prep Method: METHOD										
Coliform, Total	**>1,600**		MPN/100ml	1.8		1	388089	11/20/25 18:57	11/22/25 15:35	BPH
Method: SM 9221F										
Coliform, E. Coli	**>1,600**		MPN/100ml	1.8		1	388089	11/20/25 18:57	11/22/25 15:35	BPH
Method: SM2130B										
Turbidity	**1,600**		NTU	0.20	0.12	1	388036	11/20/25 19:21	11/20/25 19:21	CDR
Method: SM2320B Prep Method: METHOD										
Bicarbonate	**71**		mg/L	2.4		1	389163	12/04/25	12/04/25	ARM
Alkalinity, Total as CaCO3	**58**		mg/L	2.0		1	389163	12/04/25	12/04/25	ARM
Method: SM2510B Prep Method: METHOD										
Specific Conductance	**300**		umhos/cm	1.0		1	389081	12/03/25	12/03/25	RDL
Method: SM2540C Prep Method: METHOD										
Total Dissolved Solids	**270**		mg/L	20		2	388469	11/25/25	11/30/25	RDL
Method: SM2540D Prep Method: METHOD										
Total Suspended Solids	**3,300**		mg/L	0.5		1	388521	11/25/25	11/26/25	CDR

Results for any subcontracted analyses are not included in this section.

ENTHALPY ANALYTICAL

Analysis Results for 547509

547509-001 Analyte	Result	Qual	Units	RL	MDL	DF	Batch	Prepared	Analyzed	Chemist
Method: SM5210B Prep Method: METHOD										
Biochemical Oxygen Demand	**8.6**		mg/L	3.0		1	388133	11/21/25 11:50	11/26/25 13:31	ARM
Method: SM5220D Prep Method: SM 5220D										
Chemical Oxygen Demand	**41**		mg/L	4.0	2.0	1	388890	12/02/25	12/03/25	ARM

Results for any subcontracted analyses are not included in this section.

ENTHALPY ANALYTICAL

Analysis Results for 547509

Sample ID:	Lab ID: 547509-002	Collected: 11/20/25 13:35
SOUTH BASIN - EASTERN INLET	Matrix: Water	

547509-002 Analyte	Result	Qual	Units	RL	MDL	DF	Batch	Prepared	Analyzed	Chemist
Method: EPA 1664A Prep Method: METHOD										
Total Oil and Grease	**46**		mg/L	5.1	0.98	1	388822	12/02/25	12/02/25	CKN
Method: EPA 200.7 Prep Method: EPA 3015A										
Calcium	**250**		mg/L	10	4.6	10	388161	11/21/25	11/24/25	SBW
Iron	**64**		mg/L	1.0	0.55	10	388161	11/21/25	11/24/25	SBW
Magnesium	**38**		mg/L	0.10	0.051	1	388161	11/21/25	11/21/25	SBW
Potassium	**33**		mg/L	0.50	0.50	1	388161	11/21/25	11/21/25	SBW
Sodium	**92**		mg/L	0.60	0.38	1	388161	11/21/25	11/21/25	SBW
Method: EPA 200.8 Prep Method: EPA 3015A										
Antimony	**7.6**		ug/L	2.0	1.3	1	388174	11/21/25	12/03/25	KAM
Arsenic	**25**		ug/L	2.0	0.21	1	388174	11/21/25	11/22/25	KAM
Barium	**760**		ug/L	50	3.3	10	388174	11/21/25	11/26/25	KAM
Beryllium	**1.6**		ug/L	1.0	0.062	1	388174	11/21/25	11/22/25	KAM
Boron	**280**		ug/L	100	60	10	388174	11/21/25	11/26/25	KAM
Cadmium	**1.8**		ug/L	1.0	0.11	1	388174	11/21/25	11/22/25	KAM
Chromium	**52**		ug/L	5.0	0.34	1	388174	11/21/25	11/22/25	KAM
Cobalt	**26**		ug/L	1.0	0.068	1	388174	11/21/25	11/22/25	KAM
Copper	**95**		ug/L	3.0	0.71	1	388174	11/21/25	11/22/25	KAM
Lead	**59**		ug/L	5.0	0.16	1	388174	11/21/25	11/22/25	KAM
Manganese	**1,200**		ug/L	100	17	10	388174	11/21/25	11/26/25	KAM
Nickel	**47**		ug/L	5.0	1.3	1	388174	11/21/25	11/22/25	KAM
Selenium	**2.1**	J	ug/L	4.0	1.6	1	388174	11/21/25	11/22/25	KAM
Silver	ND		ug/L	5.0	0.50	1	388174	11/21/25	11/22/25	KAM
Thallium	ND		ug/L	1.0	0.42	1	388174	11/21/25	11/22/25	KAM
Tin	ND		ug/L	5.0	0.33	1	388174	11/21/25	11/22/25	KAM
Vanadium	**83**		ug/L	5.0	0.26	1	388174	11/21/25	11/22/25	KAM
Zinc	**350**		ug/L	10	7.6	1	388174	11/21/25	11/22/25	KAM
Method: EPA 245.1 Prep Method: EPA 245.1										
Mercury	ND		ug/L	0.40	0.032	1	388336	11/24/25	11/24/25	DXC
Method: EPA 300.0 Prep Method: METHOD										
Fluoride	**0.13**	J	mg/L	0.20	0.059	1	388072	11/20/25 17:02	11/20/25 22:26	KUM
Chloride	**76**		mg/L	1.0	0.26	1	388072	11/20/25 17:02	11/20/25 22:26	KUM
Nitrogen, Nitrite	**0.27**		mg/L	0.10	0.02	1	388072	11/20/25 17:02	11/20/25 22:26	KUM
Bromide	**0.22**	J	mg/L	0.30	0.061	1	388072	11/20/25 17:02	11/20/25 22:26	KUM
Nitrogen, Nitrate	**10**		mg/L	0.10	0.05	1	388072	11/20/25 17:02	11/20/25 22:26	KUM
Sulfate	**240**		mg/L	10	1.8	10	388072	11/20/25 17:02	11/20/25 22:45	KUM

Results for any subcontracted analyses are not included in this section.

ENTHALPY ANALYTICAL

Analysis Results for 547509

547509-002 Analyte	Result	Qual	Units	RL	MDL	DF	Batch	Prepared	Analyzed	Chemist
Method: EPA 350.1 Prep Method: METHOD										
Ammonia-N	**0.49**		mg/L	0.10	0.050	1	389023	12/03/25	12/04/25	JAK
Method: EPA 420.1 Prep Method: METHOD										
Total Phenolics	**0.016**		mg/L	0.010	0.0065	1	388905	12/02/25	12/02/25	LVL
Method: EPA 625.1 Prep Method: EPA 3510C										
Pyridine	ND		ug/L	63	18	6.3	388319	11/25/25	11/25/25	ZFA
Phenol	ND		ug/L	63	13	6.3	388319	11/25/25	11/25/25	ZFA
2-Methylphenol	ND		ug/L	63	20	6.3	388319	11/25/25	11/25/25	ZFA
3-,4-Methylphenol	ND		ug/L	63	19	6.3	388319	11/25/25	11/25/25	ZFA
Benzoic acid	ND		ug/L	310	68	6.3	388319	11/25/25	11/25/25	ZFA
Naphthalene	ND		ug/L	63	22	6.3	388319	11/25/25	11/25/25	ZFA
Cresol	ND		ug/L	63		6.3	388319	11/25/25	11/25/25	ZFA
Method: EPA 8081A Prep Method: EPA 3510C										
alpha-BHC	ND		ug/L	0.2	0.1	4.8	388247	11/22/25	11/25/25	XLY
beta-BHC	ND		ug/L	0.2	0.1	4.8	388247	11/22/25	11/25/25	XLY
gamma-BHC	ND		ug/L	0.2	0.08	4.8	388247	11/22/25	11/25/25	XLY
delta-BHC	ND		ug/L	0.2	0.08	4.8	388247	11/22/25	11/25/25	XLY
Heptachlor	ND		ug/L	0.2	0.06	4.8	388247	11/22/25	11/25/25	XLY
Aldrin	ND		ug/L	0.2	0.1	4.8	388247	11/22/25	11/25/25	XLY
Heptachlor epoxide	ND		ug/L	0.2	0.09	4.8	388247	11/22/25	11/25/25	XLY
Endosulfan I	ND		ug/L	0.2	0.09	4.8	388247	11/22/25	11/25/25	XLY
Dieldrin	ND		ug/L	0.5	0.06	4.8	388247	11/22/25	11/25/25	XLY
4,4'-DDE	ND		ug/L	0.5	0.06	4.8	388247	11/22/25	11/25/25	XLY
Endrin	ND		ug/L	0.5	0.08	4.8	388247	11/22/25	11/25/25	XLY
Endosulfan II	ND		ug/L	0.5	0.1	4.8	388247	11/22/25	11/25/25	XLY
Endosulfan sulfate	ND		ug/L	0.5	0.09	4.8	388247	11/22/25	11/25/25	XLY
4,4'-DDD	ND		ug/L	0.5	0.1	4.8	388247	11/22/25	11/25/25	XLY
Endrin aldehyde	ND		ug/L	0.5	0.1	4.8	388247	11/22/25	11/25/25	XLY
Endrin ketone	ND		ug/L	0.5	0.1	4.8	388247	11/22/25	11/25/25	XLY
4,4'-DDT	ND		ug/L	0.5	0.2	4.8	388247	11/22/25	11/25/25	XLY
Methoxychlor	ND		ug/L	0.5	0.3	4.8	388247	11/22/25	11/25/25	XLY
Toxaphene	ND		ug/L	9.7	3.9	4.8	388247	11/22/25	11/25/25	XLY
Chlordane (Technical)	ND		ug/L	4.8	1.2	4.8	388247	11/22/25	11/25/25	XLY
Surrogates				**Limits**						
TCMX	87%		%REC	29-120		4.8	388247	11/22/25	11/25/25	XLY
Decachlorobiphenyl	79%		%REC	33-132		4.8	388247	11/22/25	11/25/25	XLY
Method: EPA 8082 Prep Method: EPA 3510C										
Aroclor-1016	ND		ug/L	0.97	0.58	1.9	388247	11/22/25	11/25/25	XLY
Aroclor-1221	ND		ug/L	0.97	0.68	1.9	388247	11/22/25	11/25/25	XLY
Aroclor-1232	ND		ug/L	0.97	0.61	1.9	388247	11/22/25	11/25/25	XLY
Aroclor-1242	ND		ug/L	0.97	0.80	1.9	388247	11/22/25	11/25/25	XLY
Aroclor-1248	ND		ug/L	0.97	0.45	1.9	388247	11/22/25	11/25/25	XLY
Aroclor-1254	ND		ug/L	0.97	0.67	1.9	388247	11/22/25	11/25/25	XLY
Aroclor-1260	ND		ug/L	0.97	0.64	1.9	388247	11/22/25	11/25/25	XLY
Aroclor-1262	ND		ug/L	0.97	0.77	1.9	388247	11/22/25	11/25/25	XLY
Aroclor-1268	ND		ug/L	0.97	0.67	1.9	388247	11/22/25	11/25/25	XLY

Results for any subcontracted analyses are not included in this section.

ENTHALPY ANALYTICAL

Analysis Results for 547509

547509-002 Analyte	Result	Qual	Units	RL	MDL	DF	Batch	Prepared	Analyzed	Chemist
Surrogates				**Limits**						
Decachlorobiphenyl (PCB)	63%		%REC	28-138		1.9	388247	11/22/25	11/25/25	XLY
Method: EPA 8260B Prep Method: EPA 5030B										
Carbon Disulfide	ND		ug/L	5.0	0.3	1	388227	11/22/25	11/22/25	EJB
Chloroprene	ND		ug/L	200	1.5	1	388227	11/22/25	11/22/25	EJB
3-Chloropropene	ND		ug/L	5.0	0.2	1	388227	11/22/25	11/22/25	EJB
Ethyl methacrylate	ND		ug/L	50	1.0	1	388227	11/22/25	11/22/25	EJB
Ethanol	ND		ug/L	500	180	1	388227	11/22/25	11/22/25	EJB
2-Hexanone	ND		ug/L	5.0	0.6	1	388227	11/22/25	11/22/25	EJB
Isopropanol (IPA)	ND		ug/L	200	90	1	388227	11/22/25	11/22/25	EJB
Methyl acrylonitrile	ND		ug/L	35	1.3	1	388227	11/22/25	11/22/25	EJB
Vinyl Acetate	ND		ug/L	50	1.6	1	388227	11/22/25	11/22/25	EJB
Acrolein	ND		ug/L	200	1.2	1	388227	11/22/25	11/22/25	EJB
Acrylonitrile	ND		ug/L	10	0.2	1	388227	11/22/25	11/22/25	EJB
Freon 12	ND		ug/L	5.0	0.2	1	388227	11/22/25	11/22/25	EJB
Chloromethane	ND		ug/L	5.0	0.1	1	388227	11/22/25	11/22/25	EJB
Vinyl Chloride	ND		ug/L	5.0	0.2	1	388227	11/22/25	11/22/25	EJB
Bromomethane	ND		ug/L	5.0	0.3	1	388227	11/22/25	11/22/25	EJB
Chloroethane	ND		ug/L	5.0	0.3	1	388227	11/22/25	11/22/25	EJB
Trichlorofluoromethane	ND		ug/L	5.0	0.2	1	388227	11/22/25	11/22/25	EJB
Iodomethane	ND		ug/L	5.0		1	388227	11/22/25	11/22/25	EJB
Acetone	**34**	J,b	ug/L	100	2.1	1	388227	11/22/25	11/22/25	EJB
Freon 113	ND		ug/L	5.0	0.1	1	388227	11/22/25	11/22/25	EJB
1,1-Dichloroethene	ND		ug/L	5.0	0.2	1	388227	11/22/25	11/22/25	EJB
Methylene Chloride	ND		ug/L	10	0.4	1	388227	11/22/25	11/22/25	EJB
MTBE	ND		ug/L	5.0	0.1	1	388227	11/22/25	11/22/25	EJB
trans-1,2-Dichloroethene	ND		ug/L	5.0	0.2	1	388227	11/22/25	11/22/25	EJB
1,1-Dichloroethane	ND		ug/L	5.0	0.1	1	388227	11/22/25	11/22/25	EJB
2-Butanone	**3.5**	J	ug/L	10	0.6	1	388227	11/22/25	11/22/25	EJB
cis-1,2-Dichloroethene	ND		ug/L	5.0	0.2	1	388227	11/22/25	11/22/25	EJB
2,2-Dichloropropane	ND		ug/L	5.0	0.2	1	388227	11/22/25	11/22/25	EJB
Chloroform	ND		ug/L	5.0	0.1	1	388227	11/22/25	11/22/25	EJB
Bromochloromethane	ND		ug/L	5.0	0.2	1	388227	11/22/25	11/22/25	EJB
1,1,1-Trichloroethane	ND		ug/L	5.0	0.1	1	388227	11/22/25	11/22/25	EJB
1,1-Dichloropropene	ND		ug/L	5.0	0.1	1	388227	11/22/25	11/22/25	EJB
Carbon Tetrachloride	ND		ug/L	5.0	0.1	1	388227	11/22/25	11/22/25	EJB
1,2-Dichloroethane	ND		ug/L	5.0	0.1	1	388227	11/22/25	11/22/25	EJB
Benzene	ND		ug/L	1.0	0.1	1	388227	11/22/25	11/22/25	EJB
Trichloroethene	ND		ug/L	5.0	0.1	1	388227	11/22/25	11/22/25	EJB
1,2-Dichloropropane	ND		ug/L	5.0	0.1	1	388227	11/22/25	11/22/25	EJB
Bromodichloromethane	ND		ug/L	5.0	0.2	1	388227	11/22/25	11/22/25	EJB
Dibromomethane	ND		ug/L	5.0	0.2	1	388227	11/22/25	11/22/25	EJB
4-Methyl-2-Pentanone	**0.7**	J	ug/L	5.0	0.5	1	388227	11/22/25	11/22/25	EJB
cis-1,3-Dichloropropene	ND		ug/L	5.0	0.1	1	388227	11/22/25	11/22/25	EJB
Toluene	ND		ug/L	5.0	0.2	1	388227	11/22/25	11/22/25	EJB
trans-1,3-Dichloropropene	ND		ug/L	5.0	0.1	1	388227	11/22/25	11/22/25	EJB
1,1,2-Trichloroethane	ND		ug/L	5.0	0.1	1	388227	11/22/25	11/22/25	EJB
1,3-Dichloropropane	ND		ug/L	5.0	0.1	1	388227	11/22/25	11/22/25	EJB
Tetrachloroethene	ND		ug/L	5.0	0.09	1	388227	11/22/25	11/22/25	EJB
Dibromochloromethane	ND		ug/L	5.0	0.09	1	388227	11/22/25	11/22/25	EJB
1,2-Dibromoethane	ND		ug/L	5.0	0.09	1	388227	11/22/25	11/22/25	EJB

Results for any subcontracted analyses are not included in this section.

ENTHALPY ANALYTICAL

Analysis Results for 547509

547509-002 Analyte	Result	Qual	Units	RL	MDL	DF	Batch	Prepared	Analyzed	Chemist
Chlorobenzene	ND		ug/L	5.0	0.1	1	388227	11/22/25	11/22/25	EJB
1,1,1,2-Tetrachloroethane	ND		ug/L	5.0	0.09	1	388227	11/22/25	11/22/25	EJB
Ethylbenzene	ND		ug/L	5.0	0.1	1	388227	11/22/25	11/22/25	EJB
m,p-Xylenes	ND		ug/L	5.0	0.3	1	388227	11/22/25	11/22/25	EJB
o-Xylene	ND		ug/L	5.0	0.1	1	388227	11/22/25	11/22/25	EJB
Styrene	ND		ug/L	5.0	0.2	1	388227	11/22/25	11/22/25	EJB
Bromoform	ND		ug/L	5.0	0.1	1	388227	11/22/25	11/22/25	EJB
Isopropylbenzene	ND		ug/L	5.0	0.1	1	388227	11/22/25	11/22/25	EJB
1,1,2,2-Tetrachloroethane	ND		ug/L	5.0	0.09	1	388227	11/22/25	11/22/25	EJB
1,2,3-Trichloropropane	ND		ug/L	5.0	0.1	1	388227	11/22/25	11/22/25	EJB
Propylbenzene	ND		ug/L	5.0	0.1	1	388227	11/22/25	11/22/25	EJB
Bromobenzene	ND		ug/L	5.0	0.1	1	388227	11/22/25	11/22/25	EJB
1,3,5-Trimethylbenzene	ND		ug/L	5.0	0.1	1	388227	11/22/25	11/22/25	EJB
2-Chlorotoluene	ND		ug/L	5.0	0.1	1	388227	11/22/25	11/22/25	EJB
4-Chlorotoluene	ND		ug/L	5.0	0.1	1	388227	11/22/25	11/22/25	EJB
tert-Butylbenzene	ND		ug/L	5.0	0.1	1	388227	11/22/25	11/22/25	EJB
1,2,4-Trimethylbenzene	ND		ug/L	5.0	0.1	1	388227	11/22/25	11/22/25	EJB
sec-Butylbenzene	ND		ug/L	5.0	0.1	1	388227	11/22/25	11/22/25	EJB
para-Isopropyl Toluene	ND		ug/L	5.0	0.1	1	388227	11/22/25	11/22/25	EJB
1,3-Dichlorobenzene	ND		ug/L	5.0	0.1	1	388227	11/22/25	11/22/25	EJB
1,4-Dichlorobenzene	ND		ug/L	5.0	0.1	1	388227	11/22/25	11/22/25	EJB
n-Butylbenzene	ND		ug/L	5.0	0.1	1	388227	11/22/25	11/22/25	EJB
1,2-Dichlorobenzene	ND		ug/L	5.0	0.1	1	388227	11/22/25	11/22/25	EJB
1,2-Dibromo-3-Chloropropane	ND		ug/L	5.0	0.2	1	388227	11/22/25	11/22/25	EJB
1,2,4-Trichlorobenzene	ND		ug/L	5.0	0.1	1	388227	11/22/25	11/22/25	EJB
Hexachlorobutadiene	ND		ug/L	5.0	0.2	1	388227	11/22/25	11/22/25	EJB
1,2,3-Trichlorobenzene	ND		ug/L	5.0	0.1	1	388227	11/22/25	11/22/25	EJB
cis-1,4-Dichloro-2-butene	ND		ug/L	5.0	0.2	1	388227	11/22/25	11/22/25	EJB
trans-1,4-Dichloro-2-butene	ND		ug/L	5.0	0.3	1	388227	11/22/25	11/22/25	EJB
Xylene (total)	ND		ug/L	5.0		1	388227	11/22/25	11/22/25	EJB
Surrogates				**Limits**						
Dibromofluoromethane	107%		%REC	70-130		1	388227	11/22/25	11/22/25	EJB
1,2-Dichloroethane-d4	99%		%REC	70-130		1	388227	11/22/25	11/22/25	EJB
Toluene-d8	98%		%REC	70-130		1	388227	11/22/25	11/22/25	EJB
Bromofluorobenzene	100%		%REC	70-130		1	388227	11/22/25	11/22/25	EJB
Method: EPA 8270C-SIM Prep Method: EPA 3535										
1,4-Dioxane	ND		ug/L	1.0	0.84	1	388265	11/23/25	11/24/25	MSS
Surrogates				**Limits**						
1,4-Dioxane-d8 (SUR)	99%		%REC	80-120		1	388265	11/23/25	11/24/25	MSS
Method: EPA 8270C Prep Method: EPA 3510C										
Carbazole	ND		ug/L	63	17	6.3	388319	11/25/25	11/25/25	ZFA
N-Nitrosodimethylamine	ND		ug/L	63	18	6.3	388319	11/25/25	11/25/25	ZFA
Aniline	ND		ug/L	63	18	6.3	388319	11/25/25	11/25/25	ZFA
bis(2-Chloroethyl)ether	ND		ug/L	160	23	6.3	388319	11/25/25	11/25/25	ZFA
2-Chlorophenol	ND		ug/L	63	23	6.3	388319	11/25/25	11/25/25	ZFA
1,3-Dichlorobenzene	ND		ug/L	63	20	6.3	388319	11/25/25	11/25/25	ZFA
1,4-Dichlorobenzene	ND		ug/L	63	21	6.3	388319	11/25/25	11/25/25	ZFA
Benzyl alcohol	ND		ug/L	160	36	6.3	388319	11/25/25	11/25/25	ZFA

Results for any subcontracted analyses are not included in this section.

ENTHALPY ANALYTICAL

Analysis Results for 547509

547509-002 Analyte	Result	Qual	Units	RL	MDL	DF	Batch	Prepared	Analyzed	Chemist
1,2-Dichlorobenzene	ND		ug/L	63	21	6.3	388319	11/25/25	11/25/25	ZFA
bis(2-Chloroisopropyl) ether	ND		ug/L	63	24	6.3	388319	11/25/25	11/25/25	ZFA
N-Nitroso-di-n-propylamine	ND		ug/L	63	24	6.3	388319	11/25/25	11/25/25	ZFA
Hexachloroethane	ND		ug/L	63	19	6.3	388319	11/25/25	11/25/25	ZFA
Nitrobenzene	ND		ug/L	160	53	6.3	388319	11/25/25	11/25/25	ZFA
Isophorone	ND		ug/L	63	23	6.3	388319	11/25/25	11/25/25	ZFA
2-Nitrophenol	ND		ug/L	63	34	6.3	388319	11/25/25	11/25/25	ZFA
2,4-Dimethylphenol	ND		ug/L	63	20	6.3	388319	11/25/25	11/25/25	ZFA
bis(2-Chloroethoxy)methane	ND		ug/L	63	23	6.3	388319	11/25/25	11/25/25	ZFA
2,4-Dichlorophenol	ND		ug/L	63	23	6.3	388319	11/25/25	11/25/25	ZFA
1,2,4-Trichlorobenzene	ND		ug/L	63	22	6.3	388319	11/25/25	11/25/25	ZFA
4-Chloroaniline	ND		ug/L	63	19	6.3	388319	11/25/25	11/25/25	ZFA
Hexachlorobutadiene	ND		ug/L	63	14	6.3	388319	11/25/25	11/25/25	ZFA
4-Chloro-3-methylphenol	ND		ug/L	63	22	6.3	388319	11/25/25	11/25/25	ZFA
2-Methylnaphthalene	ND		ug/L	63	21	6.3	388319	11/25/25	11/25/25	ZFA
Hexachlorocyclopentadiene	ND		ug/L	160	49	6.3	388319	11/25/25	11/25/25	ZFA
2,4,6-Trichlorophenol	ND		ug/L	63	25	6.3	388319	11/25/25	11/25/25	ZFA
2,4,5-Trichlorophenol	ND		ug/L	63	23	6.3	388319	11/25/25	11/25/25	ZFA
2-Chloronaphthalene	ND		ug/L	63	21	6.3	388319	11/25/25	11/25/25	ZFA
2-Nitroaniline	ND		ug/L	310	27	6.3	388319	11/25/25	11/25/25	ZFA
Dimethylphthalate	ND		ug/L	63	21	6.3	388319	11/25/25	11/25/25	ZFA
Acenaphthylene	ND		ug/L	63	24	6.3	388319	11/25/25	11/25/25	ZFA
2,6-Dinitrotoluene	ND		ug/L	63	28	6.3	388319	11/25/25	11/25/25	ZFA
3-Nitroaniline	ND		ug/L	63	25	6.3	388319	11/25/25	11/25/25	ZFA
Acenaphthene	ND		ug/L	63	20	6.3	388319	11/25/25	11/25/25	ZFA
2,4-Dinitrophenol	ND		ug/L	310	93	6.3	388319	11/25/25	11/25/25	ZFA
4-Nitrophenol	ND		ug/L	63	53	6.3	388319	11/25/25	11/25/25	ZFA
Dibenzofuran	ND		ug/L	63	20	6.3	388319	11/25/25	11/25/25	ZFA
2,4-Dinitrotoluene	ND		ug/L	63	27	6.3	388319	11/25/25	11/25/25	ZFA
Diethylphthalate	ND		ug/L	63	18	6.3	388319	11/25/25	11/25/25	ZFA
Fluorene	ND		ug/L	63	19	6.3	388319	11/25/25	11/25/25	ZFA
4-Chlorophenyl-phenylether	ND		ug/L	63	19	6.3	388319	11/25/25	11/25/25	ZFA
4-Nitroaniline	ND		ug/L	63	21	6.3	388319	11/25/25	11/25/25	ZFA
4,6-Dinitro-2-methylphenol	ND		ug/L	310	110	6.3	388319	11/25/25	11/25/25	ZFA
N-Nitrosodiphenylamine	ND		ug/L	63	25	6.3	388319	11/25/25	11/25/25	ZFA
1,2-diphenylhydrazine (as azobenzene)	ND		ug/L	63	18	6.3	388319	11/25/25	11/25/25	ZFA
4-Bromophenyl-phenylether	ND		ug/L	63	21	6.3	388319	11/25/25	11/25/25	ZFA
Hexachlorobenzene	ND		ug/L	63	19	6.3	388319	11/25/25	11/25/25	ZFA
Pentachlorophenol	ND		ug/L	160	36	6.3	388319	11/25/25	11/25/25	ZFA
Phenanthrene	ND		ug/L	63	18	6.3	388319	11/25/25	11/25/25	ZFA
Anthracene	ND		ug/L	63	18	6.3	388319	11/25/25	11/25/25	ZFA
Di-n-butylphthalate	ND		ug/L	63	19	6.3	388319	11/25/25	11/25/25	ZFA
Fluoranthene	ND		ug/L	63	18	6.3	388319	11/25/25	11/25/25	ZFA
Benzidine	ND		ug/L	310	120	6.3	388319	11/25/25	11/25/25	ZFA
Pyrene	ND		ug/L	63	17	6.3	388319	11/25/25	11/25/25	ZFA
Butylbenzylphthalate	ND		ug/L	63	23	6.3	388319	11/25/25	11/25/25	ZFA
3,3'-Dichlorobenzidine	ND		ug/L	160	32	6.3	388319	11/25/25	11/25/25	ZFA
Benzo(a)anthracene	ND		ug/L	63	15	6.3	388319	11/25/25	11/25/25	ZFA
Chrysene	ND		ug/L	63	15	6.3	388319	11/25/25	11/25/25	ZFA
bis(2-Ethylhexyl)phthalate	ND		ug/L	63	21	6.3	388319	11/25/25	11/25/25	ZFA
Di-n-octylphthalate	ND		ug/L	63	29	6.3	388319	11/25/25	11/25/25	ZFA

Results for any subcontracted analyses are not included in this section.

ENTHALPY ANALYTICAL

Analysis Results for 547509

547509-002 Analyte	Result	Qual	Units	RL	MDL	DF	Batch	Prepared	Analyzed	Chemist
Benzo(b)fluoranthene	ND		ug/L	63	19	6.3	388319	11/25/25	11/25/25	ZFA
Benzo(k)fluoranthene	ND		ug/L	63	19	6.3	388319	11/25/25	11/25/25	ZFA
Benzo(a)pyrene	ND		ug/L	63	20	6.3	388319	11/25/25	11/25/25	ZFA
Indeno(1,2,3-cd)pyrene	ND		ug/L	63	26	6.3	388319	11/25/25	11/25/25	ZFA
Dibenz(a,h)anthracene	ND		ug/L	63	26	6.3	388319	11/25/25	11/25/25	ZFA
Benzo(g,h,i)perylene	ND		ug/L	63	26	6.3	388319	11/25/25	11/25/25	ZFA
Surrogates				**Limits**						
2-Fluorophenol	45%		%REC	15-120		6.3	388319	11/25/25	11/25/25	ZFA
Phenol-d6	31%		%REC	15-120		6.3	388319	11/25/25	11/25/25	ZFA
2,4,6-Tribromophenol	54%		%REC	15-140		6.3	388319	11/25/25	11/25/25	ZFA
Nitrobenzene-d5	59%		%REC	15-123		6.3	388319	11/25/25	11/25/25	ZFA
2-Fluorobiphenyl	56%		%REC	15-120		6.3	388319	11/25/25	11/25/25	ZFA
Terphenyl-d14	61%		%REC	15-120		6.3	388319	11/25/25	11/25/25	ZFA
Method: SM 4500-CN-E Prep Method: METHOD										
Cyanide	**0.0023**	J	mg/L	0.0050	0.0017	0.5	389051	12/03/25	12/03/25	CKN
Method: SM 4500-S2-D Prep Method: METHOD										
Sulfide	ND		mg/L	0.10		1	388182	11/21/25	11/21/25	TXC
Method: SM 5310B Prep Method: SM 5310B										
Total Organic Carbon	**51**		mg/L	1.0	0.49	1	388309	11/24/25	11/24/25	BDR
Method: SM 9221B Prep Method: METHOD										
Coliform, Total	**>1,600**		MPN/100ml	1.8		1	388089	11/20/25 18:57	11/22/25 15:35	BPH
Method: SM 9221F										
Coliform, E. Coli	**>1,600**		MPN/100ml	1.8		1	388089	11/20/25 18:57	11/22/25 15:35	BPH
Method: SM2130B										
Turbidity	**11,000**		NTU	2.0	1.2	10	388036	11/20/25 19:21	11/20/25 19:21	CDR
Method: SM2320B Prep Method: METHOD										
Bicarbonate	**75**		mg/L	2.4		1	389163	12/04/25	12/04/25	ARM
Alkalinity, Total as CaCO3	**90**		mg/L	2.0		1	389163	12/04/25	12/04/25	ARM
Method: SM2510B Prep Method: METHOD										
Specific Conductance	**1,020**		umhos/cm	1.0		1	389081	12/03/25	12/03/25	RDL
Method: SM2540C Prep Method: METHOD										
Total Dissolved Solids	**810**		mg/L	20		2	388469	11/25/25	11/30/25	RDL
Method: SM2540D Prep Method: METHOD										
Total Suspended Solids	**9,500**		mg/L	0.5		1	388521	11/25/25	11/26/25	CDR
Method: SM5210B Prep Method: METHOD										
Biochemical Oxygen Demand	**21**		mg/L	3.0		1	388133	11/21/25 11:50	11/26/25 13:31	ARM
Method: SM5220D Prep Method: SM 5220D										

Results for any subcontracted analyses are not included in this section.

Analysis Results for 547509

547509-002 Analyte	Result	Qual	Units	RL	MDL	DF	Batch	Prepared	Analyzed	Chemist
Chemical Oxygen Demand	**290**		mg/L	8.0	3.9	2	388890	12/02/25	12/03/25	ARM

* Value is outside QC limits
> Value exceeds indicated concentration
J Estimated value
ND Not Detected
b See narrative

Results for any subcontracted analyses are not included in this section.

ENTHALPY ANALYTICAL

Batch QC

Type: Blank	**Lab ID: QC1318154**	**Batch: 388822**
Matrix: Water	**Method: EPA 1664A**	**Prep Method: METHOD**

QC1318154 Analyte	Result	Qual	Units	RL	MDL	Prepared	Analyzed
Total Oil and Grease	ND		mg/L	5.0	0.97	12/02/25	12/02/25

Type: Lab Control Sample	**Lab ID: QC1318155**	**Batch: 388822**
Matrix: Water	**Method: EPA 1664A**	**Prep Method: METHOD**

QC1318155 Analyte	Result	Spiked	Units	Recovery	Qual	Limits
Total Oil and Grease	37.10	40.00	mg/L	93%		78-114

Type: Lab Control Sample Duplicate	**Lab ID: QC1318156**	**Batch: 388822**
Matrix: Water	**Method: EPA 1664A**	**Prep Method: METHOD**

QC1318156 Analyte	Result	Spiked	Units	Recovery	Qual	Limits	RPD	RPD Lim
Total Oil and Grease	36.70	40.00	mg/L	92%		78-114	1	18

Type: Blank	**Lab ID: QC1315775**	**Batch: 388161**
Matrix: Water	**Method: EPA 200.7**	**Prep Method: EPA 3015A**

QC1315775 Analyte	Result	Qual	Units	RL	MDL	Prepared	Analyzed
Calcium	ND		mg/L	0.46	0.46	11/21/25	11/21/25
Iron	ND		mg/L	0.055	0.055	11/21/25	11/21/25
Magnesium	ND		mg/L	0.10	0.051	11/21/25	11/21/25
Potassium	ND		mg/L	0.50	0.50	11/21/25	11/21/25
Sodium	ND		mg/L	0.50	0.38	11/21/25	11/21/25

Type: Lab Control Sample	**Lab ID: QC1315776**	**Batch: 388161**
Matrix: Water	**Method: EPA 200.7**	**Prep Method: EPA 3015A**

QC1315776 Analyte	Result	Spiked	Units	Recovery	Qual	Limits
Calcium	21.05	20.40	mg/L	103%		85-115
Iron	0.4097	0.4000	mg/L	102%		85-115
Magnesium	21.79	20.40	mg/L	107%		85-115
Potassium	24.88	24.00	mg/L	104%		85-115
Sodium	21.33	20.40	mg/L	105%		85-115

ENTHALPY ANALYTICAL

Batch QC

Type:	Matrix Spike	Lab ID:	QC1315777	Batch:	388161
Matrix (Source ID):	Water (547153-002)	Method:	EPA 200.7	Prep Method:	EPA 3015A

QC1315777 Analyte	Result	Source Sample Result	Spiked	Units	Recovery	Qual	Limits	DF
Calcium	21.23	ND	20.40	mg/L	104%		75-125	1
Iron	0.9306	0.5815	0.4000	mg/L	87%		75-125	1
Magnesium	21.72	0.1075	20.40	mg/L	106%		75-125	1
Potassium	25.85	1.209	24.00	mg/L	103%		75-125	1
Sodium	25.97	5.191	20.40	mg/L	102%		75-125	1

Type:	Matrix Spike Duplicate	Lab ID:	QC1315778	Batch:	388161
Matrix (Source ID):	Water (547153-002)	Method:	EPA 200.7	Prep Method:	EPA 3015A

QC1315778 Analyte	Result	Source Sample Result	Spiked	Units	Recovery	Qual	Limits	RPD	RPD Lim	DF
Calcium	20.29	ND	20.40	mg/L	99%		75-125	5	20	1
Iron	1.098	0.5815	0.4000	mg/L	129%	*	75-125	16	20	1
Magnesium	20.75	0.1075	20.40	mg/L	101%		75-125	5	20	1
Potassium	24.66	1.209	24.00	mg/L	98%		75-125	5	20	1
Sodium	24.95	5.191	20.40	mg/L	97%		75-125	4	20	1

Type:	Serial Dilution	Lab ID:	QC1315858	Batch:	388161
Matrix (Source ID):	Water (547153-002)	Method:	EPA 200.7	Prep Method:	EPA 3015A

QC1315858 Analyte	Result	Source Sample Result	Units	Qual	RPD	RPD Lim	DF
Calcium	ND	ND	mg/L				5
Iron	0.5926	0.5815	mg/L				5
Magnesium	ND	0.1075	mg/L				5
Potassium	ND	1.209	mg/L				5
Sodium	5.690	5.191	mg/L				5

ENTHALPY ANALYTICAL

Batch QC

Type: Blank	Lab ID: QC1315822	Batch: 388174
Matrix: Water	Method: EPA 200.8	Prep Method: EPA 3015A

QC1315822 Analyte	Result	Qual	Units	RL	MDL	Prepared	Analyzed
Antimony	ND		ug/L	2.0	1.3	11/21/25	12/03/25
Arsenic	ND		ug/L	2.0	0.21	11/21/25	11/22/25
Barium	ND		ug/L	5.0	0.33	11/21/25	11/22/25
Beryllium	ND		ug/L	1.0	0.062	11/21/25	11/22/25
Boron	ND		ug/L	10	6.0	11/21/25	11/26/25
Cadmium	ND		ug/L	1.0	0.11	11/21/25	11/22/25
Chromium	ND		ug/L	5.0	0.34	11/21/25	11/22/25
Cobalt	ND		ug/L	1.0	0.068	11/21/25	11/22/25
Copper	ND		ug/L	3.0	0.71	11/21/25	11/22/25
Lead	ND		ug/L	5.0	0.16	11/21/25	11/22/25
Manganese	ND		ug/L	10	1.7	11/21/25	11/22/25
Nickel	ND		ug/L	5.0	1.3	11/21/25	11/22/25
Selenium	ND		ug/L	4.0	1.6	11/21/25	11/22/25
Silver	ND		ug/L	5.0	0.50	11/21/25	11/22/25
Thallium	ND		ug/L	1.0	0.42	11/21/25	11/22/25
Tin	ND		ug/L	5.0	0.33	11/21/25	11/22/25
Vanadium	ND		ug/L	5.0	0.26	11/21/25	11/22/25
Zinc	ND		ug/L	10	7.6	11/21/25	11/22/25

Type: Lab Control Sample	Lab ID: QC1315823	Batch: 388174
Matrix: Water	Method: EPA 200.8	Prep Method: EPA 3015A

QC1315823 Analyte	Result	Spiked	Units	Recovery	Qual	Limits
Antimony	113.7	100.0	ug/L	114%		85-115
Arsenic	97.31	100.0	ug/L	97%		85-115
Barium	97.92	100.0	ug/L	98%		85-115
Beryllium	100.3	100.0	ug/L	100%		85-115
Boron	100.1	100.0	ug/L	100%		85-115
Cadmium	98.92	100.0	ug/L	99%		85-115
Chromium	97.98	100.0	ug/L	98%		85-115
Cobalt	102.2	100.0	ug/L	102%		85-115
Copper	103.2	100.0	ug/L	103%		85-115
Lead	96.64	100.0	ug/L	97%		85-115
Manganese	97.12	100.0	ug/L	97%		85-115
Nickel	103.0	100.0	ug/L	103%		85-115
Selenium	90.23	100.0	ug/L	90%		85-115
Silver	47.99	50.00	ug/L	96%		85-115
Thallium	92.97	100.0	ug/L	93%		85-115
Tin	92.13	100.0	ug/L	92%		85-115
Vanadium	100.2	100.0	ug/L	100%		85-115
Zinc	98.78	100.0	ug/L	99%		85-115

ENTHALPY ANALYTICAL

Batch QC

Type:	Matrix Spike	Lab ID:	QC1315825	Batch:	388174
Matrix (Source ID):	Water (547290-001)	Method:	EPA 200.8	Prep Method:	EPA 3015A

QC1315825 Analyte	Result	Source Sample Result	Spiked	Units	Recovery	Qual	Limits	DF
Antimony	109.9	0.7370	100.0	ug/L	109%		70-130	1
Arsenic	102.3	2.038	100.0	ug/L	100%		70-130	1
Barium	133.3	31.99	100.0	ug/L	101%		70-130	1
Beryllium	105.9	ND	100.0	ug/L	106%		70-130	1
Boron	339.0	139.2	100.0	ug/L	200%	*	70-130	20
Cadmium	96.74	0.7910	100.0	ug/L	96%		70-130	1
Chromium	100.2	0.9360	100.0	ug/L	99%		70-130	1
Cobalt	102.1	0.4160	100.0	ug/L	102%		70-130	1
Copper	106.6	3.681	100.0	ug/L	103%		70-130	1
Lead	95.89	ND	100.0	ug/L	96%		70-130	1
Manganese	143.5	45.12	100.0	ug/L	98%		70-130	1
Nickel	107.9	6.691	100.0	ug/L	101%		70-130	1
Selenium	99.99	5.396	100.0	ug/L	95%		70-130	1
Silver	46.19	ND	50.00	ug/L	92%		70-130	1
Thallium	91.83	ND	100.0	ug/L	92%		70-130	1
Tin	96.06	0.6700	100.0	ug/L	95%		70-130	1
Vanadium	103.5	3.107	100.0	ug/L	100%		70-130	1
Zinc	115.3	13.60	100.0	ug/L	102%		70-130	1

Type:	Matrix Spike Duplicate	Lab ID:	QC1315826	Batch:	388174
Matrix (Source ID):	Water (547290-001)	Method:	EPA 200.8	Prep Method:	EPA 3015A

QC1315826 Analyte	Result	Source Sample Result	Spiked	Units	Recovery	Qual	Limits	RPD	RPD Lim	DF
Antimony	107.2	0.7370	100.0	ug/L	106%		70-130	3	20	1
Arsenic	98.03	2.038	100.0	ug/L	96%		70-130	4	20	1
Barium	128.8	31.99	100.0	ug/L	97%		70-130	3	20	1
Beryllium	103.2	ND	100.0	ug/L	103%		70-130	3	20	1
Boron	317.4	139.2	100.0	ug/L	178%	*	70-130	7	20	20
Cadmium	94.54	0.7910	100.0	ug/L	94%		70-130	2	20	1
Chromium	96.87	0.9360	100.0	ug/L	96%		70-130	3	20	1
Cobalt	100.9	0.4160	100.0	ug/L	100%		70-130	1	20	1
Copper	105.5	3.681	100.0	ug/L	102%		70-130	1	20	1
Lead	92.25	ND	100.0	ug/L	92%		70-130	4	20	1
Manganese	142.5	45.12	100.0	ug/L	97%		70-130	1	20	1
Nickel	106.1	6.691	100.0	ug/L	99%		70-130	2	20	1
Selenium	93.55	5.396	100.0	ug/L	88%		70-130	7	20	1
Silver	44.97	ND	50.00	ug/L	90%		70-130	3	20	1
Thallium	88.47	ND	100.0	ug/L	88%		70-130	4	20	1
Tin	95.69	0.6700	100.0	ug/L	95%		70-130	0	20	1
Vanadium	101.2	3.107	100.0	ug/L	98%		70-130	2	20	1
Zinc	109.9	13.60	100.0	ug/L	96%		70-130	5	20	1

ENTHALPY ANALYTICAL

Batch QC

Type:	Matrix Spike	Lab ID:	QC1315827	Batch:	388174
Matrix (Source ID):	Water (547407-001)	Method:	EPA 200.8	Prep Method:	EPA 3015A

QC1315827 Analyte	Result	Source Sample Result	Spiked	Units	Recovery	Qual	Limits	DF
Antimony	99.05	1.911	100.0	ug/L	97%		70-130	1
Arsenic	96.65	ND	100.0	ug/L	97%		70-130	1
Barium	101.3	0.6610	100.0	ug/L	101%		70-130	1
Beryllium	108.1	ND	100.0	ug/L	108%		70-130	1
Boron	161.1	23.64	100.0	ug/L	137%	*	70-130	20
Cadmium	96.88	ND	100.0	ug/L	97%		70-130	1
Chromium	101.2	ND	100.0	ug/L	101%		70-130	1
Cobalt	104.6	0.1050	100.0	ug/L	104%		70-130	1
Copper	107.7	1.261	100.0	ug/L	106%		70-130	1
Lead	95.25	ND	100.0	ug/L	95%		70-130	1
Manganese	101.4	ND	100.0	ug/L	101%		70-130	1
Nickel	105.3	ND	100.0	ug/L	105%		70-130	1
Selenium	90.79	ND	100.0	ug/L	91%		70-130	1
Silver	47.84	ND	50.00	ug/L	96%		70-130	1
Thallium	90.99	ND	100.0	ug/L	91%		70-130	1
Tin	96.59	2.614	100.0	ug/L	94%		70-130	1
Vanadium	102.5	0.2980	100.0	ug/L	102%		70-130	1
Zinc	110.4	12.81	100.0	ug/L	98%		70-130	1

Type:	Matrix Spike Duplicate	Lab ID:	QC1315828	Batch:	388174
Matrix (Source ID):	Water (547407-001)	Method:	EPA 200.8	Prep Method:	EPA 3015A

QC1315828 Analyte	Result	Source Sample Result	Spiked	Units	Recovery	Qual	Limits	RPD	RPD Lim	DF
Antimony	104.6	1.911	100.0	ug/L	103%		70-130	5	20	1
Arsenic	98.75	ND	100.0	ug/L	99%		70-130	2	20	1
Barium	102.0	0.6610	100.0	ug/L	101%		70-130	1	20	1
Beryllium	105.3	ND	100.0	ug/L	105%		70-130	3	20	1
Boron	149.2	23.64	100.0	ug/L	126%		70-130	8	20	20
Cadmium	97.19	ND	100.0	ug/L	97%		70-130	0	20	1
Chromium	98.28	ND	100.0	ug/L	98%		70-130	3	20	1
Cobalt	102.1	0.1050	100.0	ug/L	102%		70-130	2	20	1
Copper	103.1	1.261	100.0	ug/L	102%		70-130	4	20	1
Lead	96.95	ND	100.0	ug/L	97%		70-130	2	20	1
Manganese	98.56	ND	100.0	ug/L	99%		70-130	3	20	1
Nickel	103.1	ND	100.0	ug/L	103%		70-130	2	20	1
Selenium	94.18	ND	100.0	ug/L	94%		70-130	4	20	1
Silver	47.06	ND	50.00	ug/L	94%		70-130	2	20	1
Thallium	91.02	ND	100.0	ug/L	91%		70-130	0	20	1
Tin	98.15	2.614	100.0	ug/L	96%		70-130	2	20	1
Vanadium	99.53	0.2980	100.0	ug/L	99%		70-130	3	20	1
Zinc	115.0	12.81	100.0	ug/L	102%		70-130	4	20	1

ENTHALPY ANALYTICAL

Batch QC

Type: Blank	Lab ID: QC1316451	Batch: 388336
Matrix: Water	Method: EPA 245.1	Prep Method: EPA 245.1

QC1316451 Analyte	Result	Qual	Units	RL	MDL	Prepared	Analyzed
Mercury	ND		ug/L	0.40	0.032	11/24/25	11/24/25

Type: Lab Control Sample	Lab ID: QC1316452	Batch: 388336
Matrix: Water	Method: EPA 245.1	Prep Method: EPA 245.1

QC1316452 Analyte	Result	Spiked	Units	Recovery	Qual	Limits
Mercury	5.024	5.000	ug/L	100%		85-115

Type: Matrix Spike	Lab ID: QC1316453	Batch: 388336
Matrix (Source ID): Water (547378-002)	Method: EPA 245.1	Prep Method: EPA 245.1

QC1316453 Analyte	Result	Source Sample Result	Spiked	Units	Recovery	Qual	Limits	DF
Mercury	5.080	ND	5.000	ug/L	102%		75-125	1

Type: Matrix Spike Duplicate	Lab ID: QC1316454	Batch: 388336
Matrix (Source ID): Water (547378-002)	Method: EPA 245.1	Prep Method: EPA 245.1

QC1316454 Analyte	Result	Source Sample Result	Spiked	Units	Recovery	Qual	Limits	RPD	RPD Lim	DF
Mercury	5.201	ND	5.000	ug/L	104%		75-125	2	20	1

Type: Matrix Spike	Lab ID: QC1316455	Batch: 388336
Matrix (Source ID): Water (547378-003)	Method: EPA 245.1	Prep Method: EPA 245.1

QC1316455 Analyte	Result	Source Sample Result	Spiked	Units	Recovery	Qual	Limits	DF
Mercury	5.295	ND	5.000	ug/L	106%		75-125	1

Type: Matrix Spike Duplicate	Lab ID: QC1316456	Batch: 388336
Matrix (Source ID): Water (547378-003)	Method: EPA 245.1	Prep Method: EPA 245.1

QC1316456 Analyte	Result	Source Sample Result	Spiked	Units	Recovery	Qual	Limits	RPD	RPD Lim	DF
Mercury	5.063	ND	5.000	ug/L	101%		75-125	4	20	1

ENTHALPY ANALYTICAL

Batch QC

Type:	**Blank**	**Lab ID:**	**QC1315447**	**Batch:**	**388072**
Matrix:	**Water**	**Method:**	**EPA 300.0**	**Prep Method:**	**METHOD**

QC1315447 Analyte	Result	Qual	Units	RL	MDL	Prepared	Analyzed
Fluoride	ND		mg/L	0.20	0.059	11/20/25 17:02	11/20/25 18:12
Chloride	ND		mg/L	1.0	0.26	11/20/25 17:02	11/20/25 18:12
Nitrogen, Nitrite	ND		mg/L	0.10	0.02	11/20/25 17:02	11/20/25 18:12
Bromide	ND		mg/L	0.30	0.061	11/20/25 17:02	11/20/25 18:12
Nitrogen, Nitrate	ND		mg/L	0.10	0.05	11/20/25 17:02	11/20/25 18:12
Sulfate	ND		mg/L	1.0	0.18	11/20/25 17:02	11/20/25 18:12

Type:	**Lab Control Sample**	**Lab ID:**	**QC1315448**	**Batch:**	**388072**
Matrix:	**Water**	**Method:**	**EPA 300.0**	**Prep Method:**	**METHOD**

QC1315448 Analyte	Result	Spiked	Units	Recovery	Qual	Limits
Fluoride	9.992	10.00	mg/L	100%		90-110
Chloride	47.20	50.00	mg/L	94%		90-110
Nitrogen, Nitrite	4.430	4.567	mg/L	97%		90-110
Bromide	14.57	15.00	mg/L	97%		90-110
Nitrogen, Nitrate	4.461	4.518	mg/L	99%		90-110
Sulfate	25.01	25.00	mg/L	100%		90-110

Type:	**Matrix Spike**	**Lab ID:**	**QC1315449**	**Batch:**	**388072**
Matrix (Source ID):	**Drinking Water (547428-001)**	**Method:**	**EPA 300.0**	**Prep Method:**	**METHOD**

QC1315449 Analyte	Result	Source Sample Result	Spiked	Units	Recovery	Qual	Limits	DF
Fluoride	20.87	0.5459	20.00	mg/L	102%		80-129	1
Chloride	176.0	81.06	100.0	mg/L	95%		80-123	1
Nitrogen, Nitrite	8.917	ND	9.134	mg/L	98%		80-122	1
Bromide	14.79	0.09643	15.00	mg/L	98%		80-121	1
Nitrogen, Nitrate	10.31	1.238	9.036	mg/L	100%		80-123	1
Sulfate	144.8	101.0	50.00	mg/L	88%	E,NM	79-124	1

Type:	**Matrix Spike Duplicate**	**Lab ID:**	**QC1315450**	**Batch:**	**388072**
Matrix (Source ID):	**Drinking Water (547428-001)**	**Method:**	**EPA 300.0**	**Prep Method:**	**METHOD**

QC1315450 Analyte	Result	Source Sample Result	Spiked	Units	Recovery	Qual	Limits	RPD	RPD Lim	DF
Fluoride	20.96	0.5459	20.00	mg/L	102%		80-129	0	21	1
Chloride	176.3	81.06	100.0	mg/L	95%		80-123	0	20	1
Nitrogen, Nitrite	8.965	ND	9.134	mg/L	98%		80-122	1	21	1
Bromide	14.85	0.09643	15.00	mg/L	98%		80-121	0	20	1
Nitrogen, Nitrate	10.35	1.238	9.036	mg/L	101%		80-123	0	20	1
Sulfate	145.0	101.0	50.00	mg/L	88%	E,NM	79-124		20	1

ENTHALPY ANALYTICAL

Batch QC

Type: Blank **Lab ID:** QC1318799 **Batch:** 389023
Matrix: Water **Method:** EPA 350.1 **Prep Method:** METHOD

QC1318799 Analyte	Result	Qual	Units	RL	MDL	Prepared	Analyzed
Ammonia-N	ND		mg/L	0.10	0.050	12/03/25	12/04/25

Type: Lab Control Sample **Lab ID:** QC1318800 **Batch:** 389023
Matrix: Water **Method:** EPA 350.1 **Prep Method:** METHOD

QC1318800 Analyte	Result	Spiked	Units	Recovery	Qual	Limits
Ammonia-N	1.086	1.000	mg/L	109%		90-110

Type: Matrix Spike **Lab ID:** QC1318819 **Batch:** 389023
Matrix (Source ID): Water (547422-001) **Method:** EPA 350.1 **Prep Method:** METHOD

QC1318819 Analyte	Result	Source Sample Result	Spiked	Units	Recovery	Qual	Limits	DF
Ammonia-N	1.010	ND	1.000	mg/L	101%		90-110	1

Type: Matrix Spike Duplicate **Lab ID:** QC1318820 **Batch:** 389023
Matrix (Source ID): Water (547422-001) **Method:** EPA 350.1 **Prep Method:** METHOD

QC1318820 Analyte	Result	Source Sample Result	Spiked	Units	Recovery	Qual	Limits	RPD	RPD Lim	DF
Ammonia-N	1.544	ND	1.000	mg/L	154%	*	90-110	42*	20	1

Type: Matrix Spike **Lab ID:** QC1318821 **Batch:** 389023
Matrix (Source ID): Water (547422-002) **Method:** EPA 350.1 **Prep Method:** METHOD

QC1318821 Analyte	Result	Source Sample Result	Spiked	Units	Recovery	Qual	Limits	DF
Ammonia-N	0.9951	ND	1.000	mg/L	100%		90-110	1

Type: Matrix Spike Duplicate **Lab ID:** QC1318822 **Batch:** 389023
Matrix (Source ID): Water (547422-002) **Method:** EPA 350.1 **Prep Method:** METHOD

QC1318822 Analyte	Result	Source Sample Result	Spiked	Units	Recovery	Qual	Limits	RPD	RPD Lim	DF
Ammonia-N	0.9477	ND	1.000	mg/L	95%		90-110	5	20	1

Type: Blank **Lab ID:** QC1319120 **Batch:** 389131
Matrix: Water **Method:** EPA 350.1 **Prep Method:** METHOD

QC1319120 Analyte	Result	Qual	Units	RL	MDL	Prepared	Analyzed
Ammonia-N	ND		mg/L	0.10	0.050	12/04/25	12/04/25

ENTHALPY ANALYTICAL

Batch QC

Type: Lab Control Sample **Lab ID:** QC1319121 **Batch:** 389131
Matrix: Water **Method:** EPA 350.1 **Prep Method:** METHOD

QC1319121 Analyte	Result	Spiked	Units	Recovery	Qual	Limits
Ammonia-N	1.051	1.000	mg/L	105%		90-110

Type: Matrix Spike **Lab ID:** QC1319122 **Batch:** 389131
Matrix (Source ID): Drinking Water (548314-001) **Method:** EPA 350.1 **Prep Method:** METHOD

QC1319122 Analyte	Result	Source Sample Result	Spiked	Units	Recovery	Qual	Limits	DF
Ammonia-N	1.158	0.1299	1.000	mg/L	103%		90-110	1

Type: Matrix Spike Duplicate **Lab ID:** QC1319123 **Batch:** 389131
Matrix (Source ID): Drinking Water (548314-001) **Method:** EPA 350.1 **Prep Method:** METHOD

QC1319123 Analyte	Result	Source Sample Result	Spiked	Units	Recovery	Qual	Limits	RPD	RPD Lim	DF
Ammonia-N	1.072	0.1299	1.000	mg/L	94%		90-110	8	20	1

Type: Blank **Lab ID:** QC1318444 **Batch:** 388905
Matrix: Water **Method:** EPA 420.1 **Prep Method:** METHOD

QC1318444 Analyte	Result	Qual	Units	RL	MDL	Prepared	Analyzed
Total Phenolics	ND		mg/L	0.010	0.0065	12/02/25	12/02/25

Type: Lab Control Sample **Lab ID:** QC1318445 **Batch:** 388905
Matrix: Water **Method:** EPA 420.1 **Prep Method:** METHOD

QC1318445 Analyte	Result	Spiked	Units	Recovery	Qual	Limits
Total Phenolics	0.07900	0.08000	mg/L	99%		80-120

Type: Lab Control Sample Duplicate **Lab ID:** QC1318446 **Batch:** 388905
Matrix: Water **Method:** EPA 420.1 **Prep Method:** METHOD

QC1318446 Analyte	Result	Spiked	Units	Recovery	Qual	Limits	RPD	RPD Lim
Total Phenolics	0.07800	0.08000	mg/L	98%		80-120	1	20

ENTHALPY ANALYTICAL

Batch QC

Type: Blank	Lab ID: QC1315594	Batch: 388120
Matrix: Water		

QC1315594 Analyte	Result	Qual	Units	RL	MDL	Prepared	Analyzed
Method: EPA 625.1 Prep Method: EPA 3510C							
Pyridine	ND		ug/L	10	2.8	11/21/25	11/21/25
Phenol	ND		ug/L	10	2.1	11/21/25	11/21/25
2-Methylphenol	ND		ug/L	10	3.2	11/21/25	11/21/25
3-,4-Methylphenol	ND		ug/L	10	3.0	11/21/25	11/21/25
Benzoic acid	ND		ug/L	50	11	11/21/25	11/21/25
Naphthalene	ND		ug/L	10	3.6	11/21/25	11/21/25
Cresol	ND		ug/L	10		11/21/25	11/21/25
Method: EPA 8270C Prep Method: EPA 3510C							
Carbazole	ND		ug/L	10	2.8	11/21/25	11/21/25
N-Nitrosodimethylamine	ND		ug/L	10	2.9	11/21/25	11/21/25
Aniline	ND		ug/L	10	2.8	11/21/25	11/21/25
bis(2-Chloroethyl)ether	ND		ug/L	25	3.7	11/21/25	11/21/25
2-Chlorophenol	ND		ug/L	10	3.6	11/21/25	11/21/25
1,3-Dichlorobenzene	ND		ug/L	10	3.3	11/21/25	11/21/25
1,4-Dichlorobenzene	ND		ug/L	10	3.4	11/21/25	11/21/25
Benzyl alcohol	ND		ug/L	25	5.8	11/21/25	11/21/25
1,2-Dichlorobenzene	ND		ug/L	10	3.3	11/21/25	11/21/25
bis(2-Chloroisopropyl) ether	ND		ug/L	10	3.8	11/21/25	11/21/25
N-Nitroso-di-n-propylamine	ND		ug/L	10	3.9	11/21/25	11/21/25
Hexachloroethane	ND		ug/L	10	3.0	11/21/25	11/21/25
Nitrobenzene	ND		ug/L	25	8.4	11/21/25	11/21/25
Isophorone	ND		ug/L	10	3.7	11/21/25	11/21/25
2-Nitrophenol	ND		ug/L	10	5.4	11/21/25	11/21/25
2,4-Dimethylphenol	ND		ug/L	10	3.2	11/21/25	11/21/25
bis(2-Chloroethoxy)methane	ND		ug/L	10	3.7	11/21/25	11/21/25
2,4-Dichlorophenol	ND		ug/L	10	3.7	11/21/25	11/21/25
1,2,4-Trichlorobenzene	ND		ug/L	10	3.4	11/21/25	11/21/25
4-Chloroaniline	ND		ug/L	10	3.1	11/21/25	11/21/25
Hexachlorobutadiene	ND		ug/L	10	2.2	11/21/25	11/21/25
4-Chloro-3-methylphenol	ND		ug/L	10	3.6	11/21/25	11/21/25
2-Methylnaphthalene	ND		ug/L	10	3.4	11/21/25	11/21/25
Hexachlorocyclopentadiene	ND		ug/L	25	7.8	11/21/25	11/21/25
2,4,6-Trichlorophenol	ND		ug/L	10	4.1	11/21/25	11/21/25
2,4,5-Trichlorophenol	ND		ug/L	10	3.7	11/21/25	11/21/25
2-Chloronaphthalene	ND		ug/L	10	3.4	11/21/25	11/21/25
2-Nitroaniline	ND		ug/L	50	4.3	11/21/25	11/21/25
Dimethylphthalate	ND		ug/L	10	3.4	11/21/25	11/21/25
Acenaphthylene	ND		ug/L	10	3.9	11/21/25	11/21/25
2,6-Dinitrotoluene	ND		ug/L	10	4.4	11/21/25	11/21/25
3-Nitroaniline	ND		ug/L	10	4.0	11/21/25	11/21/25
Acenaphthene	ND		ug/L	10	3.2	11/21/25	11/21/25
2,4-Dinitrophenol	ND		ug/L	50	15	11/21/25	11/21/25
4-Nitrophenol	ND		ug/L	10	8.5	11/21/25	11/21/25
Dibenzofuran	ND		ug/L	10	3.2	11/21/25	11/21/25

ENTHALPY ANALYTICAL

Batch QC

QC1315594 Analyte	Result	Qual	Units	RL	MDL	Prepared	Analyzed
2,4-Dinitrotoluene	ND		ug/L	10	4.3	11/21/25	11/21/25
Diethylphthalate	ND		ug/L	10	2.9	11/21/25	11/21/25
Fluorene	ND		ug/L	10	3.1	11/21/25	11/21/25
4-Chlorophenyl-phenylether	ND		ug/L	10	3.1	11/21/25	11/21/25
4-Nitroaniline	ND		ug/L	10	3.3	11/21/25	11/21/25
4,6-Dinitro-2-methylphenol	ND		ug/L	50	17	11/21/25	11/21/25
N-Nitrosodiphenylamine	ND		ug/L	10	4.0	11/21/25	11/21/25
1,2-diphenylhydrazine (as azobenzene)	ND		ug/L	10	2.9	11/21/25	11/21/25
4-Bromophenyl-phenylether	ND		ug/L	10	3.3	11/21/25	11/21/25
Hexachlorobenzene	ND		ug/L	10	3.0	11/21/25	11/21/25
Pentachlorophenol	ND		ug/L	25	5.7	11/21/25	11/21/25
Phenanthrene	ND		ug/L	10	2.9	11/21/25	11/21/25
Anthracene	ND		ug/L	10	2.8	11/21/25	11/21/25
Di-n-butylphthalate	ND		ug/L	10	3.0	11/21/25	11/21/25
Fluoranthene	ND		ug/L	10	2.8	11/21/25	11/21/25
Benzidine	ND		ug/L	50	19	11/21/25	11/21/25
Pyrene	ND		ug/L	10	2.7	11/21/25	11/21/25
Butylbenzylphthalate	ND		ug/L	10	3.6	11/21/25	11/21/25
3,3'-Dichlorobenzidine	ND		ug/L	25	5.2	11/21/25	11/21/25
Benzo(a)anthracene	ND		ug/L	10	2.4	11/21/25	11/21/25
Chrysene	ND		ug/L	10	2.5	11/21/25	11/21/25
bis(2-Ethylhexyl)phthalate	ND		ug/L	10	3.3	11/21/25	11/21/25
Di-n-octylphthalate	ND		ug/L	10	4.7	11/21/25	11/21/25
Benzo(b)fluoranthene	ND		ug/L	10	3.0	11/21/25	11/21/25
Benzo(k)fluoranthene	ND		ug/L	10	3.1	11/21/25	11/21/25
Benzo(a)pyrene	ND		ug/L	10	3.1	11/21/25	11/21/25
Indeno(1,2,3-cd)pyrene	ND		ug/L	10	4.2	11/21/25	11/21/25
Dibenz(a,h)anthracene	ND		ug/L	10	4.2	11/21/25	11/21/25
Benzo(g,h,i)perylene	ND		ug/L	10	4.1	11/21/25	11/21/25
Surrogates				**Limits**			
2-Fluorophenol	33%		%REC	15-120		11/21/25	11/21/25
Phenol-d6	21%		%REC	15-120		11/21/25	11/21/25
2,4,6-Tribromophenol	65%		%REC	15-140		11/21/25	11/21/25
Nitrobenzene-d5	61%		%REC	15-123		11/21/25	11/21/25
2-Fluorobiphenyl	66%		%REC	15-120		11/21/25	11/21/25
Terphenyl-d14	74%		%REC	15-120		11/21/25	11/21/25

ENTHALPY ANALYTICAL

Batch QC

Type:	**Lab Control Sample**	**Lab ID:**	**QC1315596**	**Batch:**	**388120**
Matrix:	**Water**	**Method:**	**EPA 8270C**	**Prep Method:**	**EPA 3510C**

QC1315596 Analyte	Result	Spiked	Units	Recovery	Qual	Limits
Phenol	22.03	75.00	ug/L	29%		14-120
2-Chlorophenol	48.22	75.00	ug/L	64%		46-120
1,4-Dichlorobenzene	48.51	75.00	ug/L	65%		42-120
3-,4-Methylphenol	40.73	75.00	ug/L	54%		40-120
N-Nitroso-di-n-propylamine	55.37	75.00	ug/L	74%		54-121
2,4-Dimethylphenol	54.95	75.00	ug/L	73%		48-120
1,2,4-Trichlorobenzene	53.24	75.00	ug/L	71%		45-120
4-Chloro-3-methylphenol	55.46	75.00	ug/L	74%		60-121
2,4,5-Trichlorophenol	59.97	75.00	ug/L	80%		62-124
Acenaphthene	51.10	75.00	ug/L	68%		56-120
4-Nitrophenol	28.15	75.00	ug/L	38%		17-120
2,4-Dinitrotoluene	61.93	75.00	ug/L	83%		69-127
Pentachlorophenol	49.03	75.00	ug/L	65%		51-120
Pyrene	54.14	75.00	ug/L	72%		68-123
Chrysene	54.74	75.00	ug/L	73%		66-120
Benzo(b)fluoranthene	55.62	75.00	ug/L	74%		67-120
Surrogates						
2-Fluorophenol	16.72	40.00	ug/L	42%		15-120
Phenol-d6	10.47	40.00	ug/L	26%		15-120
2,4,6-Tribromophenol	30.20	40.00	ug/L	75%		15-140
Nitrobenzene-d5	26.82	40.00	ug/L	67%		15-123
2-Fluorobiphenyl	29.91	40.00	ug/L	75%		15-120
Terphenyl-d14	27.43	40.00	ug/L	69%		15-120

ENTHALPY ANALYTICAL

Batch QC

Type:	**Lab Control Sample Duplicate**	**Lab ID:**	**QC1315597**	**Batch:**	**388120**
Matrix:	**Water**	**Method:**	**EPA 8270C**	**Prep Method:**	**EPA 3510C**

QC1315597 Analyte	Result	Spiked	Units	Recovery	Qual	Limits	RPD	RPD Lim
Phenol	19.41	75.00	ug/L	26%		14-120	13	52
2-Chlorophenol	49.02	75.00	ug/L	65%		46-120	2	52
1,4-Dichlorobenzene	49.73	75.00	ug/L	66%		42-120	2	53
3-,4-Methylphenol	40.48	75.00	ug/L	54%		40-120	1	51
N-Nitroso-di-n-propylamine	54.28	75.00	ug/L	72%		54-121	2	52
2,4-Dimethylphenol	55.30	75.00	ug/L	74%		48-120	1	52
1,2,4-Trichlorobenzene	53.48	75.00	ug/L	71%		45-120	0	54
4-Chloro-3-methylphenol	52.57	75.00	ug/L	70%		60-121	5	47
2,4,5-Trichlorophenol	60.76	75.00	ug/L	81%		62-124	1	46
Acenaphthene	49.19	75.00	ug/L	66%		56-120	4	46
4-Nitrophenol	27.26	75.00	ug/L	36%		17-120	3	44
2,4-Dinitrotoluene	61.77	75.00	ug/L	82%		69-127	0	40
Pentachlorophenol	49.87	75.00	ug/L	66%		51-120	2	42
Pyrene	53.84	75.00	ug/L	72%		68-123	1	39
Chrysene	54.04	75.00	ug/L	72%		66-120	1	38
Benzo(b)fluoranthene	53.40	75.00	ug/L	71%		67-120	4	39
Surrogates								
2-Fluorophenol	15.80	40.00	ug/L	40%		15-120		
Phenol-d6	9.867	40.00	ug/L	25%		15-120		
2,4,6-Tribromophenol	32.33	40.00	ug/L	81%		15-140		
Nitrobenzene-d5	27.68	40.00	ug/L	69%		15-123		
2-Fluorobiphenyl	28.95	40.00	ug/L	72%		15-120		
Terphenyl-d14	28.80	40.00	ug/L	72%		15-120		

ENTHALPY ANALYTICAL

Batch QC

Type: Blank	Lab ID: QC1316396	Batch: 388319
Matrix: Water		

QC1316396 Analyte	Result	Qual	Units	RL	MDL	Prepared	Analyzed
Method: EPA 625.1 Prep Method: EPA 3510C							
Pyridine	ND		ug/L	10	2.8	11/24/25	11/24/25
Phenol	ND		ug/L	10	2.1	11/24/25	11/24/25
2-Methylphenol	ND		ug/L	10	3.2	11/24/25	11/24/25
3-,4-Methylphenol	ND		ug/L	10	3.0	11/24/25	11/24/25
Benzoic acid	ND		ug/L	50	11	11/24/25	11/24/25
Naphthalene	ND		ug/L	10	3.6	11/24/25	11/24/25
Cresol	ND		ug/L	10		11/24/25	11/24/25
Method: EPA 8270C Prep Method: EPA 3510C							
Carbazole	ND		ug/L	10	2.8	11/24/25	11/24/25
N-Nitrosodimethylamine	ND		ug/L	10	2.9	11/24/25	11/24/25
Aniline	ND		ug/L	10	2.8	11/24/25	11/24/25
bis(2-Chloroethyl)ether	ND		ug/L	25	3.7	11/24/25	11/24/25
2-Chlorophenol	ND		ug/L	10	3.6	11/24/25	11/24/25
1,3-Dichlorobenzene	ND		ug/L	10	3.3	11/24/25	11/24/25
1,4-Dichlorobenzene	ND		ug/L	10	3.4	11/24/25	11/24/25
Benzyl alcohol	ND		ug/L	25	5.8	11/24/25	11/24/25
1,2-Dichlorobenzene	ND		ug/L	10	3.3	11/24/25	11/24/25
bis(2-Chloroisopropyl) ether	ND		ug/L	10	3.8	11/24/25	11/24/25
N-Nitroso-di-n-propylamine	ND		ug/L	10	3.9	11/24/25	11/24/25
Hexachloroethane	ND		ug/L	10	3.0	11/24/25	11/24/25
Nitrobenzene	ND		ug/L	25	8.4	11/24/25	11/24/25
Isophorone	ND		ug/L	10	3.7	11/24/25	11/24/25
2-Nitrophenol	ND		ug/L	10	5.4	11/24/25	11/24/25
2,4-Dimethylphenol	ND		ug/L	10	3.2	11/24/25	11/24/25
bis(2-Chloroethoxy)methane	ND		ug/L	10	3.7	11/24/25	11/24/25
2,4-Dichlorophenol	ND		ug/L	10	3.7	11/24/25	11/24/25
1,2,4-Trichlorobenzene	ND		ug/L	10	3.4	11/24/25	11/24/25
4-Chloroaniline	ND		ug/L	10	3.1	11/24/25	11/24/25
Hexachlorobutadiene	ND		ug/L	10	2.2	11/24/25	11/24/25
4-Chloro-3-methylphenol	ND		ug/L	10	3.6	11/24/25	11/24/25
2-Methylnaphthalene	ND		ug/L	10	3.4	11/24/25	11/24/25
Hexachlorocyclopentadiene	ND		ug/L	25	7.8	11/24/25	11/24/25
2,4,6-Trichlorophenol	ND		ug/L	10	4.1	11/24/25	11/24/25
2,4,5-Trichlorophenol	ND		ug/L	10	3.7	11/24/25	11/24/25
2-Chloronaphthalene	ND		ug/L	10	3.4	11/24/25	11/24/25
2-Nitroaniline	ND		ug/L	50	4.3	11/24/25	11/24/25
Dimethylphthalate	ND		ug/L	10	3.4	11/24/25	11/24/25
Acenaphthylene	ND		ug/L	10	3.9	11/24/25	11/24/25
2,6-Dinitrotoluene	ND		ug/L	10	4.4	11/24/25	11/24/25
3-Nitroaniline	ND		ug/L	10	4.0	11/24/25	11/24/25
Acenaphthene	ND		ug/L	10	3.2	11/24/25	11/24/25
2,4-Dinitrophenol	ND		ug/L	50	15	11/24/25	11/24/25
4-Nitrophenol	ND		ug/L	10	8.5	11/24/25	11/24/25
Dibenzofuran	ND		ug/L	10	3.2	11/24/25	11/24/25

ENTHALPY ANALYTICAL

Batch QC

QC1316396 Analyte	Result	Qual	Units	RL	MDL	Prepared	Analyzed
2,4-Dinitrotoluene	ND		ug/L	10	4.3	11/24/25	11/24/25
Diethylphthalate	ND		ug/L	10	2.9	11/24/25	11/24/25
Fluorene	ND		ug/L	10	3.1	11/24/25	11/24/25
4-Chlorophenyl-phenylether	ND		ug/L	10	3.1	11/24/25	11/24/25
4-Nitroaniline	ND		ug/L	10	3.3	11/24/25	11/24/25
4,6-Dinitro-2-methylphenol	ND		ug/L	50	17	11/24/25	11/24/25
N-Nitrosodiphenylamine	ND		ug/L	10	4.0	11/24/25	11/24/25
1,2-diphenylhydrazine (as azobenzene)	ND		ug/L	10	2.9	11/24/25	11/24/25
4-Bromophenyl-phenylether	ND		ug/L	10	3.3	11/24/25	11/24/25
Hexachlorobenzene	ND		ug/L	10	3.0	11/24/25	11/24/25
Pentachlorophenol	ND		ug/L	25	5.7	11/24/25	11/24/25
Phenanthrene	ND		ug/L	10	2.9	11/24/25	11/24/25
Anthracene	ND		ug/L	10	2.8	11/24/25	11/24/25
Di-n-butylphthalate	ND		ug/L	10	3.0	11/24/25	11/24/25
Fluoranthene	ND		ug/L	10	2.8	11/24/25	11/24/25
Benzidine	ND		ug/L	50	19	11/24/25	11/24/25
Pyrene	ND		ug/L	10	2.7	11/24/25	11/24/25
Butylbenzylphthalate	ND		ug/L	10	3.6	11/24/25	11/24/25
3,3'-Dichlorobenzidine	ND		ug/L	25	5.2	11/24/25	11/24/25
Benzo(a)anthracene	ND		ug/L	10	2.4	11/24/25	11/24/25
Chrysene	ND		ug/L	10	2.5	11/24/25	11/24/25
bis(2-Ethylhexyl)phthalate	ND		ug/L	10	3.3	11/24/25	11/24/25
Di-n-octylphthalate	ND		ug/L	10	4.7	11/24/25	11/24/25
Benzo(b)fluoranthene	ND		ug/L	10	3.0	11/24/25	11/24/25
Benzo(k)fluoranthene	ND		ug/L	10	3.1	11/24/25	11/24/25
Benzo(a)pyrene	ND		ug/L	10	3.1	11/24/25	11/24/25
Indeno(1,2,3-cd)pyrene	ND		ug/L	10	4.2	11/24/25	11/24/25
Dibenz(a,h)anthracene	ND		ug/L	10	4.2	11/24/25	11/24/25
Benzo(g,h,i)perylene	ND		ug/L	10	4.1	11/24/25	11/24/25
Surrogates				**Limits**			
2-Fluorophenol	49%		%REC	15-120		11/24/25	11/24/25
Phenol-d6	32%		%REC	15-120		11/24/25	11/24/25
2,4,6-Tribromophenol	76%		%REC	15-140		11/24/25	11/24/25
Nitrobenzene-d5	69%		%REC	15-123		11/24/25	11/24/25
2-Fluorobiphenyl	71%		%REC	15-120		11/24/25	11/24/25
Terphenyl-d14	102%		%REC	15-120		11/24/25	11/24/25

ENTHALPY ANALYTICAL

Batch QC

Type:	**Lab Control Sample**	**Lab ID:**	**QC1316397**	**Batch:**	**388319**
Matrix:	**Water**	**Method:**	**EPA 8270C**	**Prep Method:**	**EPA 3510C**

QC1316397 Analyte	Result	Spiked	Units	Recovery	Qual	Limits
Phenol	23.00	75.00	ug/L	31%		14-120
2-Chlorophenol	43.49	75.00	ug/L	58%		46-120
1,4-Dichlorobenzene	38.33	75.00	ug/L	51%		42-120
3-,4-Methylphenol	45.53	75.00	ug/L	61%		40-120
N-Nitroso-di-n-propylamine	55.23	75.00	ug/L	74%		54-121
2,4-Dimethylphenol	49.18	75.00	ug/L	66%		48-120
1,2,4-Trichlorobenzene	43.87	75.00	ug/L	58%		45-120
4-Chloro-3-methylphenol	61.18	75.00	ug/L	82%		60-121
2,4,5-Trichlorophenol	60.26	75.00	ug/L	80%		62-124
Acenaphthene	55.11	75.00	ug/L	73%		56-120
4-Nitrophenol	27.08	75.00	ug/L	36%		17-120
2,4-Dinitrotoluene	66.22	75.00	ug/L	88%		69-127
Pentachlorophenol	52.20	75.00	ug/L	70%		51-120
Pyrene	64.79	75.00	ug/L	86%		68-123
Chrysene	64.07	75.00	ug/L	85%		66-120
Benzo(b)fluoranthene	66.56	75.00	ug/L	89%		67-120
Surrogates						
2-Fluorophenol	16.74	40.00	ug/L	42%		15-120
Phenol-d6	11.42	40.00	ug/L	29%		15-120
2,4,6-Tribromophenol	32.24	40.00	ug/L	81%		15-140
Nitrobenzene-d5	25.49	40.00	ug/L	64%		15-123
2-Fluorobiphenyl	26.68	40.00	ug/L	67%		15-120
Terphenyl-d14	30.85	40.00	ug/L	77%		15-120

ENTHALPY ANALYTICAL

Batch QC

Type:	**Lab Control Sample Duplicate**	**Lab ID:**	**QC1316398**	**Batch:**	**388319**
Matrix:	**Water**	**Method:**	**EPA 8270C**	**Prep Method:**	**EPA 3510C**

QC1316398 Analyte	Result	Spiked	Units	Recovery	Qual	Limits	RPD	RPD Lim
Phenol	23.09	75.00	ug/L	31%		14-120	0	52
2-Chlorophenol	43.28	75.00	ug/L	58%		46-120	0	52
1,4-Dichlorobenzene	37.84	75.00	ug/L	50%		42-120	1	53
3-,4-Methylphenol	45.54	75.00	ug/L	61%		40-120	0	51
N-Nitroso-di-n-propylamine	55.03	75.00	ug/L	73%		54-121	0	52
2,4-Dimethylphenol	49.93	75.00	ug/L	67%		48-120	2	52
1,2,4-Trichlorobenzene	42.82	75.00	ug/L	57%		45-120	2	54
4-Chloro-3-methylphenol	63.14	75.00	ug/L	84%		60-121	3	47
2,4,5-Trichlorophenol	61.62	75.00	ug/L	82%		62-124	2	46
Acenaphthene	53.85	75.00	ug/L	72%		56-120	2	46
4-Nitrophenol	27.53	75.00	ug/L	37%		17-120	2	44
2,4-Dinitrotoluene	66.00	75.00	ug/L	88%		69-127	0	40
Pentachlorophenol	53.02	75.00	ug/L	71%		51-120	2	42
Pyrene	63.91	75.00	ug/L	85%		68-123	1	39
Chrysene	62.20	75.00	ug/L	83%		66-120	3	38
Benzo(b)fluoranthene	64.47	75.00	ug/L	86%		67-120	3	39
Surrogates								
2-Fluorophenol	17.50	40.00	ug/L	44%		15-120		
Phenol-d6	11.12	40.00	ug/L	28%		15-120		
2,4,6-Tribromophenol	33.40	40.00	ug/L	83%		15-140		
Nitrobenzene-d5	25.16	40.00	ug/L	63%		15-123		
2-Fluorobiphenyl	26.33	40.00	ug/L	66%		15-120		
Terphenyl-d14	34.16	40.00	ug/L	85%		15-120		

Batch QC

Type: Blank	Lab ID: QC1316076	Batch: 388247
Matrix: Water		

QC1316076 Analyte	Result	Qual	Units	RL	MDL	Prepared	Analyzed
Method: EPA 8081A Prep Method: EPA 3510C							
alpha-BHC	ND		ug/L	0.05	0.01	11/22/25	11/25/25
beta-BHC	ND		ug/L	0.05	0.01	11/22/25	11/25/25
gamma-BHC	ND		ug/L	0.05	0.009	11/22/25	11/25/25
delta-BHC	ND		ug/L	0.05	0.01	11/22/25	11/25/25
Heptachlor	ND		ug/L	0.05	0.01	11/22/25	11/25/25
Aldrin	ND		ug/L	0.05	0.01	11/22/25	11/25/25
Heptachlor epoxide	ND		ug/L	0.05	0.01	11/22/25	11/25/25
Endosulfan I	ND		ug/L	0.05	0.01	11/22/25	11/25/25
Dieldrin	ND		ug/L	0.1	0.01	11/22/25	11/25/25
4,4'-DDE	ND		ug/L	0.1	0.01	11/22/25	11/25/25
Endrin	ND		ug/L	0.1	0.01	11/22/25	11/25/25
Endosulfan II	ND		ug/L	0.1	0.02	11/22/25	11/25/25
Endosulfan sulfate	ND		ug/L	0.1	0.01	11/22/25	11/25/25
4,4'-DDD	ND		ug/L	0.1	0.01	11/22/25	11/25/25
Endrin aldehyde	ND		ug/L	0.1	0.02	11/22/25	11/25/25
Endrin ketone	ND		ug/L	0.1	0.02	11/22/25	11/25/25
4,4'-DDT	ND		ug/L	0.1	0.04	11/22/25	11/25/25
Methoxychlor	ND		ug/L	0.1	0.03	11/22/25	11/25/25
Toxaphene	ND		ug/L	2.0	0.4	11/22/25	11/25/25
Chlordane (Technical)	ND		ug/L	1.0	0.2	11/22/25	11/25/25
Surrogates				**Limits**			
TCMX	73%		%REC	29-120		11/22/25	11/25/25
Decachlorobiphenyl	95%		%REC	33-132		11/22/25	11/25/25
Method: EPA 8082 Prep Method: EPA 3510C							
Aroclor-1016	ND		ug/L	0.50	0.30	11/22/25	11/24/25
Aroclor-1221	ND		ug/L	0.50	0.47	11/22/25	11/24/25
Aroclor-1232	ND		ug/L	0.50	0.27	11/22/25	11/24/25
Aroclor-1242	ND		ug/L	0.50	0.29	11/22/25	11/24/25
Aroclor-1248	ND		ug/L	0.50	0.24	11/22/25	11/24/25
Aroclor-1254	ND		ug/L	0.50	0.27	11/22/25	11/24/25
Aroclor-1260	ND		ug/L	0.50	0.33	11/22/25	11/24/25
Aroclor-1262	ND		ug/L	0.50	0.29	11/22/25	11/24/25
Aroclor-1268	ND		ug/L	0.50	0.26	11/22/25	11/24/25
Surrogates				**Limits**			
Decachlorobiphenyl (PCB)	80%		%REC	28-138		11/22/25	11/24/25

ENTHALPY ANALYTICAL

Batch QC

Type:	**Lab Control Sample**	**Lab ID:**	**QC1316077**	**Batch:**	**388247**
Matrix:	**Water**	**Method:**	**EPA 8081A**	**Prep Method:**	**EPA 3510C**

QC1316077 Analyte	Result	Spiked	Units	Recovery	Qual	Limits
alpha-BHC	0.5498	0.5000	ug/L	110%		66-121
beta-BHC	0.5066	0.5000	ug/L	101%		73-120
gamma-BHC	0.5785	0.5000	ug/L	116%		68-125
delta-BHC	0.5670	0.5000	ug/L	113%		68-131
Heptachlor	0.5692	0.5000	ug/L	114%		63-120
Aldrin	0.5365	0.5000	ug/L	107%		56-120
Heptachlor epoxide	0.5132	0.5000	ug/L	103%		65-120
Endosulfan I	0.5563	0.5000	ug/L	111%		68-124
Dieldrin	0.5322	0.5000	ug/L	106%		66-124
4,4'-DDE	0.5425	0.5000	ug/L	109%		67-131
Endrin	0.6000	0.5000	ug/L	120%		68-135
Endosulfan II	0.5461	0.5000	ug/L	109%		71-130
Endosulfan sulfate	0.5260	0.5000	ug/L	105%		68-128
4,4'-DDD	0.5041	0.5000	ug/L	101%		65-130
Endrin aldehyde	0.4823	0.5000	ug/L	96%		67-124
Endrin ketone	0.5420	0.5000	ug/L	108%		69-137
4,4'-DDT	0.6144	0.5000	ug/L	123%		65-136
Methoxychlor	0.6053	0.5000	ug/L	121%		69-150
Surrogates						
TCMX	0.4207	0.5000	ug/L	84%		29-120
Decachlorobiphenyl	0.4803	0.5000	ug/L	96%		33-132

Batch QC

Type:	Lab Control Sample Duplicate	Lab ID:	QC1316078	Batch:	388247
Matrix:	Water	Method:	EPA 8081A	Prep Method:	EPA 3510C

QC1316078 Analyte	Result	Spiked	Units	Recovery	Qual	Limits	RPD	RPD Lim
alpha-BHC	0.5537	0.5000	ug/L	111%		66-121	1	20
beta-BHC	0.5067	0.5000	ug/L	101%		73-120	0	20
gamma-BHC	0.5802	0.5000	ug/L	116%		68-125	0	20
delta-BHC	0.5702	0.5000	ug/L	114%		68-131	1	20
Heptachlor	0.5726	0.5000	ug/L	115%		63-120	1	24
Aldrin	0.5425	0.5000	ug/L	108%		56-120	1	30
Heptachlor epoxide	0.5170	0.5000	ug/L	103%		65-120	1	20
Endosulfan I	0.5621	0.5000	ug/L	112%		68-124	1	20
Dieldrin	0.5394	0.5000	ug/L	108%		66-124	1	22
4,4'-DDE	0.5454	0.5000	ug/L	109%		67-131	1	21
Endrin	0.6043	0.5000	ug/L	121%		68-135	1	20
Endosulfan II	0.5587	0.5000	ug/L	112%		71-130	2	21
Endosulfan sulfate	0.5306	0.5000	ug/L	106%		68-128	1	21
4,4'-DDD	0.5055	0.5000	ug/L	101%		65-130	0	22
Endrin aldehyde	0.4864	0.5000	ug/L	97%		67-124	1	20
Endrin ketone	0.5487	0.5000	ug/L	110%		69-137	1	21
4,4'-DDT	0.6207	0.5000	ug/L	124%		65-136	1	23
Methoxychlor	0.6072	0.5000	ug/L	121%		69-150	0	23
Surrogates								
TCMX	0.4265	0.5000	ug/L	85%		29-120		
Decachlorobiphenyl	0.4863	0.5000	ug/L	97%		33-132		

Type:	Lab Control Sample	Lab ID:	QC1316079	Batch:	388247
Matrix:	Water	Method:	EPA 8082	Prep Method:	EPA 3510C

QC1316079 Analyte	Result	Spiked	Units	Recovery	Qual	Limits
Aroclor-1016	4.631	5.000	ug/L	93%		69-120
Aroclor-1260	4.659	5.000	ug/L	93%		72-124
Surrogates						
Decachlorobiphenyl (PCB)	0.4703	0.5000	ug/L	94%		28-138

Type:	Lab Control Sample Duplicate	Lab ID:	QC1316080	Batch:	388247
Matrix:	Water	Method:	EPA 8082	Prep Method:	EPA 3510C

QC1316080 Analyte	Result	Spiked	Units	Recovery	Qual	Limits	RPD	RPD Lim
Aroclor-1016	4.545	5.000	ug/L	91%		69-120	2	22
Aroclor-1260	4.492	5.000	ug/L	90%		72-124	4	25
Surrogates								
Decachlorobiphenyl (PCB)	0.4502	0.5000	ug/L	90%		28-138		

ENTHALPY ANALYTICAL

Batch QC

Type:	**Lab Control Sample**	**Lab ID:**	**QC1316004**	**Batch:**	**388227**
Matrix:	**Water**	**Method:**	**EPA 8260B**	**Prep Method:**	**EPA 5030B**

QC1316004 Analyte	Result	Spiked	Units	Recovery	Qual	Limits
1,1-Dichloroethene	57.22	50.00	ug/L	114%		69-128
MTBE	65.59	50.00	ug/L	131%	b,*	66-125
Benzene	53.16	50.00	ug/L	106%		76-121
Trichloroethene	51.58	50.00	ug/L	103%		76-124
Toluene	49.37	50.00	ug/L	99%		76-120
Chlorobenzene	52.67	50.00	ug/L	105%		78-120
Surrogates						
Dibromofluoromethane	49.84	50.00	ug/L	100%		70-130
1,2-Dichloroethane-d4	46.50	50.00	ug/L	93%		70-130
Toluene-d8	47.09	50.00	ug/L	94%		70-130
Bromofluorobenzene	49.40	50.00	ug/L	99%		70-130

ENTHALPY ANALYTICAL

Batch QC

Type: Blank	**Lab ID:** QC1316006	**Batch:** 388227	
Matrix: Water	**Method:** EPA 8260B	**Prep Method:** EPA 5030B	

QC1316006 Analyte	Result	Qual	Units	RL	MDL	Prepared	Analyzed
Carbon Disulfide	ND		ug/L	5.0	0.3	11/22/25	11/22/25
Chloroprene	ND		ug/L	200	1.5	11/22/25	11/22/25
3-Chloropropene	ND		ug/L	5.0	0.2	11/22/25	11/22/25
Ethyl methacrylate	ND		ug/L	50	1.0	11/22/25	11/22/25
Ethanol	ND		ug/L	500	180	11/22/25	11/22/25
2-Hexanone	ND		ug/L	5.0	0.6	11/22/25	11/22/25
Isopropanol (IPA)	ND		ug/L	200	90	11/22/25	11/22/25
Methyl acrylonitrile	ND		ug/L	35	1.3	11/22/25	11/22/25
Vinyl Acetate	ND		ug/L	50	1.6	11/22/25	11/22/25
Acrolein	ND		ug/L	200	1.2	11/22/25	11/22/25
Acrylonitrile	ND		ug/L	10	0.2	11/22/25	11/22/25
Freon 12	ND		ug/L	5.0	0.2	11/22/25	11/22/25
Chloromethane	ND		ug/L	5.0	0.1	11/22/25	11/22/25
Vinyl Chloride	ND		ug/L	5.0	0.2	11/22/25	11/22/25
Bromomethane	ND		ug/L	5.0	0.3	11/22/25	11/22/25
Chloroethane	ND		ug/L	5.0	0.3	11/22/25	11/22/25
Trichlorofluoromethane	ND		ug/L	5.0	0.2	11/22/25	11/22/25
Iodomethane	ND		ug/L	5.0		11/22/25	11/22/25
Acetone	ND		ug/L	100	2.1	11/22/25	11/22/25
Freon 113	ND		ug/L	5.0	0.1	11/22/25	11/22/25
1,1-Dichloroethene	ND		ug/L	5.0	0.2	11/22/25	11/22/25
Methylene Chloride	ND		ug/L	10	0.4	11/22/25	11/22/25
MTBE	ND		ug/L	5.0	0.1	11/22/25	11/22/25
trans-1,2-Dichloroethene	ND		ug/L	5.0	0.2	11/22/25	11/22/25
1,1-Dichloroethane	ND		ug/L	5.0	0.1	11/22/25	11/22/25
2-Butanone	ND		ug/L	10	0.6	11/22/25	11/22/25
cis-1,2-Dichloroethene	ND		ug/L	5.0	0.2	11/22/25	11/22/25
2,2-Dichloropropane	ND		ug/L	5.0	0.2	11/22/25	11/22/25
Chloroform	ND		ug/L	5.0	0.1	11/22/25	11/22/25
Bromochloromethane	ND		ug/L	5.0	0.2	11/22/25	11/22/25
1,1,1-Trichloroethane	ND		ug/L	5.0	0.1	11/22/25	11/22/25
1,1-Dichloropropene	ND		ug/L	5.0	0.1	11/22/25	11/22/25
Carbon Tetrachloride	ND		ug/L	5.0	0.1	11/22/25	11/22/25
1,2-Dichloroethane	ND		ug/L	5.0	0.1	11/22/25	11/22/25
Benzene	ND		ug/L	1.0	0.1	11/22/25	11/22/25
Trichloroethene	ND		ug/L	5.0	0.1	11/22/25	11/22/25
1,2-Dichloropropane	ND		ug/L	5.0	0.1	11/22/25	11/22/25
Bromodichloromethane	ND		ug/L	5.0	0.2	11/22/25	11/22/25
Dibromomethane	ND		ug/L	5.0	0.2	11/22/25	11/22/25
4-Methyl-2-Pentanone	ND		ug/L	5.0	0.5	11/22/25	11/22/25
cis-1,3-Dichloropropene	ND		ug/L	5.0	0.1	11/22/25	11/22/25
Toluene	ND		ug/L	5.0	0.2	11/22/25	11/22/25
trans-1,3-Dichloropropene	ND		ug/L	5.0	0.1	11/22/25	11/22/25
1,1,2-Trichloroethane	ND		ug/L	5.0	0.1	11/22/25	11/22/25
1,3-Dichloropropane	ND		ug/L	5.0	0.1	11/22/25	11/22/25
Tetrachloroethene	ND		ug/L	5.0	0.09	11/22/25	11/22/25
Dibromochloromethane	ND		ug/L	5.0	0.09	11/22/25	11/22/25

ENTHALPY ANALYTICAL

Batch QC

QC1316006 Analyte	Result	Qual	Units	RL	MDL	Prepared	Analyzed
1,2-Dibromoethane	ND		ug/L	5.0	0.09	11/22/25	11/22/25
Chlorobenzene	ND		ug/L	5.0	0.1	11/22/25	11/22/25
1,1,1,2-Tetrachloroethane	ND		ug/L	5.0	0.09	11/22/25	11/22/25
Ethylbenzene	ND		ug/L	5.0	0.1	11/22/25	11/22/25
m,p-Xylenes	ND		ug/L	5.0	0.3	11/22/25	11/22/25
o-Xylene	ND		ug/L	5.0	0.1	11/22/25	11/22/25
Styrene	ND		ug/L	5.0	0.2	11/22/25	11/22/25
Bromoform	ND		ug/L	5.0	0.1	11/22/25	11/22/25
Isopropylbenzene	ND		ug/L	5.0	0.1	11/22/25	11/22/25
1,1,2,2-Tetrachloroethane	ND		ug/L	5.0	0.09	11/22/25	11/22/25
1,2,3-Trichloropropane	ND		ug/L	5.0	0.1	11/22/25	11/22/25
Propylbenzene	ND		ug/L	5.0	0.1	11/22/25	11/22/25
Bromobenzene	ND		ug/L	5.0	0.1	11/22/25	11/22/25
1,3,5-Trimethylbenzene	ND		ug/L	5.0	0.1	11/22/25	11/22/25
2-Chlorotoluene	ND		ug/L	5.0	0.1	11/22/25	11/22/25
4-Chlorotoluene	ND		ug/L	5.0	0.1	11/22/25	11/22/25
tert-Butylbenzene	ND		ug/L	5.0	0.1	11/22/25	11/22/25
1,2,4-Trimethylbenzene	ND		ug/L	5.0	0.1	11/22/25	11/22/25
sec-Butylbenzene	ND		ug/L	5.0	0.1	11/22/25	11/22/25
para-Isopropyl Toluene	ND		ug/L	5.0	0.1	11/22/25	11/22/25
1,3-Dichlorobenzene	ND		ug/L	5.0	0.1	11/22/25	11/22/25
1,4-Dichlorobenzene	ND		ug/L	5.0	0.1	11/22/25	11/22/25
n-Butylbenzene	ND		ug/L	5.0	0.1	11/22/25	11/22/25
1,2-Dichlorobenzene	ND		ug/L	5.0	0.1	11/22/25	11/22/25
1,2-Dibromo-3-Chloropropane	ND		ug/L	5.0	0.2	11/22/25	11/22/25
1,2,4-Trichlorobenzene	ND		ug/L	5.0	0.1	11/22/25	11/22/25
Hexachlorobutadiene	ND		ug/L	5.0	0.2	11/22/25	11/22/25
1,2,3-Trichlorobenzene	ND		ug/L	5.0	0.1	11/22/25	11/22/25
cis-1,4-Dichloro-2-butene	ND		ug/L	5.0	0.2	11/22/25	11/22/25
trans-1,4-Dichloro-2-butene	ND		ug/L	5.0	0.3	11/22/25	11/22/25
Xylene (total)	ND		ug/L	5.0		11/22/25	11/22/25
Surrogates				**Limits**			
Dibromofluoromethane	102%		%REC	70-130		11/22/25	11/22/25
1,2-Dichloroethane-d4	97%		%REC	70-130		11/22/25	11/22/25
Toluene-d8	99%		%REC	70-130		11/22/25	11/22/25
Bromofluorobenzene	102%		%REC	70-130		11/22/25	11/22/25

ENTHALPY ANALYTICAL

Batch QC

Type:	Matrix Spike	Lab ID:	QC1316103	Batch:	388227
Matrix (Source ID):	Water (547356-001)	Method:	EPA 8260B	Prep Method:	EPA 5030B

QC1316103 Analyte	Result	Source Sample Result	Spiked	Units	Recovery	Qual	Limits	DF
1,1-Dichloroethene	22.98	ND	20.00	ug/L	115%		62-131	1
MTBE	24.66	ND	20.00	ug/L	123%	b	61-124	1
Benzene	22.10	ND	20.00	ug/L	111%		70-123	1
Trichloroethene	24.32	ND	20.00	ug/L	122%		65-131	1
Toluene	21.70	0.3236	20.00	ug/L	107%		69-120	1
Chlorobenzene	21.92	ND	20.00	ug/L	110%		72-121	1
Surrogates								
Dibromofluoromethane	50.14		50.00	ug/L	100%		70-130	1
1,2-Dichloroethane-d4	48.82		50.00	ug/L	98%		70-130	1
Toluene-d8	50.36		50.00	ug/L	101%		70-130	1
Bromofluorobenzene	52.22		50.00	ug/L	104%		70-130	1

Type:	Matrix Spike Duplicate	Lab ID:	QC1316104	Batch:	388227
Matrix (Source ID):	Water (547356-001)	Method:	EPA 8260B	Prep Method:	EPA 5030B

QC1316104 Analyte	Result	Source Sample Result	Spiked	Units	Recovery	Qual	Limits	RPD	RPD Lim	DF
1,1-Dichloroethene	22.65	ND	20.00	ug/L	113%		62-131	1	31	1
MTBE	24.43	ND	20.00	ug/L	122%	b	61-124	1	30	1
Benzene	21.52	ND	20.00	ug/L	108%		70-123	3	31	1
Trichloroethene	22.47	ND	20.00	ug/L	112%		65-131	8	31	1
Toluene	20.16	0.3236	20.00	ug/L	99%		69-120	7	29	1
Chlorobenzene	21.41	ND	20.00	ug/L	107%		72-121	2	29	1
Surrogates										
Dibromofluoromethane	50.92		50.00	ug/L	102%		70-130			1
1,2-Dichloroethane-d4	49.55		50.00	ug/L	99%		70-130			1
Toluene-d8	49.12		50.00	ug/L	98%		70-130			1
Bromofluorobenzene	50.11		50.00	ug/L	100%		70-130			1

Type:	Blank	Lab ID:	QC1316168	Batch:	388265
Matrix:	Water	Method:	EPA 8270C-SIM	Prep Method:	EPA 3535

QC1316168 Analyte	Result	Qual	Units	RL	MDL	Prepared	Analyzed
1,4-Dioxane	ND		ug/L	1.0	0.84	11/23/25	11/24/25
Surrogates				**Limits**			
1,4-Dioxane-d8 (SUR)	100%		%REC	80-120		11/23/25	11/24/25

ENTHALPY ANALYTICAL

Batch QC

Type:	**Lab Control Sample**	**Lab ID:**	**QC1316169**	**Batch:**	**388265**
Matrix:	**Water**	**Method:**	**EPA 8270C-SIM**	**Prep Method:**	**EPA 3535**

QC1316169 Analyte	Result	Spiked	Units	Recovery	Qual	Limits
1,4-Dioxane	9.438	10.00	ug/L	94%		79-120
Surrogates						
1,4-Dioxane-d8 (SUR)	9.913	10.00	ug/L	99%		80-120

Type:	**Lab Control Sample Duplicate**	**Lab ID:**	**QC1316170**	**Batch:**	**388265**
Matrix:	**Water**	**Method:**	**EPA 8270C-SIM**	**Prep Method:**	**EPA 3535**

QC1316170 Analyte	Result	Spiked	Units	Recovery	Qual	Limits	RPD	RPD Lim
1,4-Dioxane	9.407	10.00	ug/L	94%		79-120	0	20
Surrogates								
1,4-Dioxane-d8 (SUR)	10.37	10.00	ug/L	104%		80-120		

Type:	**Blank**	**Lab ID:**	**QC1317454**	**Batch:**	**388626**
Matrix:	**Water**	**Method:**	**SM 4500-CN-E**	**Prep Method:**	**METHOD**

QC1317454 Analyte	Result	Qual	Units	RL	MDL	Prepared	Analyzed
Cyanide	ND		mg/L	0.0050	0.0017	11/26/25	12/01/25

Type:	**Lab Control Sample**	**Lab ID:**	**QC1317455**	**Batch:**	**388626**
Matrix:	**Water**	**Method:**	**SM 4500-CN-E**	**Prep Method:**	**METHOD**

QC1317455 Analyte	Result	Spiked	Units	Recovery	Qual	Limits
Cyanide	0.1034	0.1000	mg/L	103%		85-115

Type:	**Matrix Spike**	**Lab ID:**	**QC1317469**	**Batch:**	**388626**
Matrix (Source ID):	**Water (547505-001)**	**Method:**	**SM 4500-CN-E**	**Prep Method:**	**METHOD**

QC1317469 Analyte	Result	Source Sample Result	Spiked	Units	Recovery	Qual	Limits	DF
Cyanide	0.1025	ND	0.1000	mg/L	102%		80-120	0.5

Type:	**Matrix Spike Duplicate**	**Lab ID:**	**QC1317470**	**Batch:**	**388626**
Matrix (Source ID):	**Water (547505-001)**	**Method:**	**SM 4500-CN-E**	**Prep Method:**	**METHOD**

QC1317470 Analyte	Result	Source Sample Result	Spiked	Units	Recovery	Qual	Limits	RPD	RPD Lim	DF
Cyanide	0.1053	ND	0.1000	mg/L	105%		80-120	3	20	0.5

ENTHALPY ANALYTICAL

Batch QC

Type:	**Blank**	**Lab ID:**	**QC1318844**	**Batch:**	**389051**
Matrix:	**Water**	**Method:**	**SM 4500-CN-E**	**Prep Method:**	**METHOD**

QC1318844 Analyte	Result	Qual	Units	RL	MDL	Prepared	Analyzed
Cyanide	ND		mg/L	0.0050	0.0017	12/03/25	12/03/25

Type:	**Lab Control Sample**	**Lab ID:**	**QC1318845**	**Batch:**	**389051**
Matrix:	**Water**	**Method:**	**SM 4500-CN-E**	**Prep Method:**	**METHOD**

QC1318845 Analyte	Result	Spiked	Units	Recovery	Qual	Limits
Cyanide	0.09981	0.1000	mg/L	100%		85-115

Type:	**Matrix Spike**	**Lab ID:**	**QC1318849**	**Batch:**	**389051**
Matrix (Source ID):	**Water (547399-001)**	**Method:**	**SM 4500-CN-E**	**Prep Method:**	**METHOD**

QC1318849 Analyte	Result	Source Sample Result	Spiked	Units	Recovery	Qual	Limits	DF
Cyanide	0.1018	ND	0.1000	mg/L	102%		80-120	0.5

Type:	**Matrix Spike Duplicate**	**Lab ID:**	**QC1318850**	**Batch:**	**389051**
Matrix (Source ID):	**Water (547399-001)**	**Method:**	**SM 4500-CN-E**	**Prep Method:**	**METHOD**

QC1318850 Analyte	Result	Source Sample Result	Spiked	Units	Recovery	Qual	Limits	RPD	RPD Lim	DF
Cyanide	0.1010	ND	0.1000	mg/L	101%		80-120	1	20	0.5

Type:	**Matrix Spike**	**Lab ID:**	**QC1318851**	**Batch:**	**389051**
Matrix (Source ID):	**Water (547506-001)**	**Method:**	**SM 4500-CN-E**	**Prep Method:**	**METHOD**

QC1318851 Analyte	Result	Source Sample Result	Spiked	Units	Recovery	Qual	Limits	DF
Cyanide	0.09940	ND	0.1000	mg/L	99%		80-120	0.5

Type:	**Matrix Spike Duplicate**	**Lab ID:**	**QC1318852**	**Batch:**	**389051**
Matrix (Source ID):	**Water (547506-001)**	**Method:**	**SM 4500-CN-E**	**Prep Method:**	**METHOD**

QC1318852 Analyte	Result	Source Sample Result	Spiked	Units	Recovery	Qual	Limits	RPD	RPD Lim	DF
Cyanide	0.1029	ND	0.1000	mg/L	103%		80-120	3	20	0.5

Type:	**Blank**	**Lab ID:**	**QC1315850**	**Batch:**	**388182**
Matrix:	**Water**	**Method:**	**SM 4500-S2-D**	**Prep Method:**	**METHOD**

QC1315850 Analyte	Result	Qual	Units	RL	MDL	Prepared	Analyzed
Sulfide	ND		mg/L	0.10		11/21/25	11/21/25

ENTHALPY ANALYTICAL

Batch QC

Type: Lab Control Sample **Lab ID:** QC1315851 **Batch:** 388182
Matrix: Water **Method:** SM 4500-S2-D **Prep Method:** METHOD

QC1315851 Analyte	Result	Spiked	Units	Recovery	Qual	Limits
Sulfide	0.9000	1.000	mg/L	90%		90-110

Type: Matrix Spike **Lab ID:** QC1315852 **Batch:** 388182
Matrix (Source ID): Water (547242-001) **Method:** SM 4500-S2-D **Prep Method:** METHOD

QC1315852 Analyte	Result	Source Sample Result	Spiked	Units	Recovery	Qual	Limits	DF
Sulfide	0.9000	ND	1.000	mg/L	90%		80-120	1

Type: Matrix Spike Duplicate **Lab ID:** QC1315853 **Batch:** 388182
Matrix (Source ID): Water (547242-001) **Method:** SM 4500-S2-D **Prep Method:** METHOD

QC1315853 Analyte	Result	Source Sample Result	Spiked	Units	Recovery	Qual	Limits	RPD	RPD Lim	DF
Sulfide	0.9000	ND	1.000	mg/L	90%		80-120	0	20	1

Type: Blank **Lab ID:** QC1316355 **Batch:** 388309
Matrix: Water **Method:** SM 5310B **Prep Method:** SM 5310B

QC1316355 Analyte	Result	Qual	Units	RL	MDL	Prepared	Analyzed
Total Organic Carbon	ND		mg/L	1.0	0.49	11/24/25	11/24/25

Type: Lab Control Sample **Lab ID:** QC1316356 **Batch:** 388309
Matrix: Water **Method:** SM 5310B **Prep Method:** SM 5310B

QC1316356 Analyte	Result	Spiked	Units	Recovery	Qual	Limits
Total Organic Carbon	23.13	25.00	mg/L	93%		85-115

Type: Matrix Spike **Lab ID:** QC1316371 **Batch:** 388309
Matrix (Source ID): Water (547308-001) **Method:** SM 5310B **Prep Method:** SM 5310B

QC1316371 Analyte	Result	Source Sample Result	Spiked	Units	Recovery	Qual	Limits	DF
Total Organic Carbon	28.25	4.658	25.00	mg/L	94%		75-125	1

Type: Matrix Spike Duplicate **Lab ID:** QC1316372 **Batch:** 388309
Matrix (Source ID): Water (547308-001) **Method:** SM 5310B **Prep Method:** SM 5310B

QC1316372 Analyte	Result	Source Sample Result	Spiked	Units	Recovery	Qual	Limits	RPD	RPD Lim	DF
Total Organic Carbon	29.41	4.658	25.00	mg/L	99%		75-125	4	25	1

ENTHALPY ANALYTICAL

Batch QC

Type:	Sample Duplicate	Lab ID:	QC1315390	Batch:	388036
Matrix (Source ID):	Water (547308-001)	Method:	SM2130B		

QC1315390 Analyte	Result	Source Sample Result	Units	Qual	RPD	RPD Lim	DF
Turbidity	7.860	8.130	NTU		3	20	1

Type:	Sample Duplicate	Lab ID:	QC1315440	Batch:	388036
Matrix (Source ID):	Water (547395-001)	Method:	SM2130B		

QC1315440 Analyte	Result	Source Sample Result	Units	Qual	RPD	RPD Lim	DF
Turbidity	ND	ND	NTU			20	1

Type:	Sample Duplicate	Lab ID:	QC1319242	Batch:	389163
Matrix (Source ID):	Water (547382-008)	Method:	SM2320B	Prep Method:	METHOD

QC1319242 Analyte	Result	Source Sample Result	Units	Qual	RPD	RPD Lim	DF
Bicarbonate	323.7	326.7	mg/L		1	20	2.5
Alkalinity, Total as CaCO3	265.3	267.8	mg/L		1	20	2.5

Type:	Blank	Lab ID:	QC1319243	Batch:	389163
Matrix:	Water	Method:	SM2320B	Prep Method:	METHOD

QC1319243 Analyte	Result	Qual	Units	RL	MDL	Prepared	Analyzed
Bicarbonate	ND		mg/L	2.4		12/04/25	12/04/25
Alkalinity, Total as CaCO3	ND		mg/L	2.0		12/04/25	12/04/25

Type:	Lab Control Sample	Lab ID:	QC1319244	Batch:	389163
Matrix:	Water	Method:	SM2320B	Prep Method:	METHOD

QC1319244 Analyte	Result	Spiked	Units	Recovery	Qual	Limits
Alkalinity, Total as CaCO3	1,032	1000	mg/L	103%		90-110

Type:	Sample Duplicate	Lab ID:	QC1318943	Batch:	389081
Matrix (Source ID):	Water (547320-001)	Method:	SM2510B	Prep Method:	METHOD

QC1318943 Analyte	Result	Source Sample Result	Units	Qual	RPD	RPD Lim	DF
Specific Conductance	617.3	606.4	umhos/cm		2	20	1

ENTHALPY ANALYTICAL

Batch QC

Type: Blank	**Lab ID:** QC1316896	**Batch:** 388469
Matrix: Water	**Method:** SM2540C	**Prep Method:** METHOD

QC1316896 Analyte	Result	Qual	Units	RL	MDL	Prepared	Analyzed
Total Dissolved Solids	ND		mg/L	10		11/25/25	11/30/25

Type: Lab Control Sample	**Lab ID:** QC1316897	**Batch:** 388469
Matrix: Water	**Method:** SM2540C	**Prep Method:** METHOD

QC1316897 Analyte	Result	Spiked	Units	Recovery	Qual	Limits
Total Dissolved Solids	1,017	1000	mg/L	102%		90-110

Type: Sample Duplicate	**Lab ID:** QC1316898	**Batch:** 388469
Matrix (Source ID): Water (547320-001)	**Method:** SM2540C	**Prep Method:** METHOD

QC1316898 Analyte	Result	Source Sample Result	Units	Qual	RPD	RPD Lim	DF
Total Dissolved Solids	442.0	456.0	mg/L		3	5	2

Type: Sample Duplicate	**Lab ID:** QC1316899	**Batch:** 388469
Matrix (Source ID): Water (547434-004)	**Method:** SM2540C	**Prep Method:** METHOD

QC1316899 Analyte	Result	Source Sample Result	Units	Qual	RPD	RPD Lim	DF
Total Dissolved Solids	750.0	786.0	mg/L		5	5	2

Type: Blank	**Lab ID:** QC1317071	**Batch:** 388521
Matrix: Water	**Method:** SM2540D	**Prep Method:** METHOD

QC1317071 Analyte	Result	Qual	Units	RL	MDL	Prepared	Analyzed
Total Suspended Solids	ND		mg/L	0.5		11/25/25	11/26/25

Type: Lab Control Sample	**Lab ID:** QC1317072	**Batch:** 388521
Matrix: Water	**Method:** SM2540D	**Prep Method:** METHOD

QC1317072 Analyte	Result	Spiked	Units	Recovery	Qual	Limits
Total Suspended Solids	99.25	100.0	mg/L	99%		90-110

Type: Lab Control Sample Duplicate	**Lab ID:** QC1317073	**Batch:** 388521
Matrix: Water	**Method:** SM2540D	**Prep Method:** METHOD

QC1317073 Analyte	Result	Spiked	Units	Recovery	Qual	Limits	RPD	RPD Lim
Total Suspended Solids	101.0	100.0	mg/L	101%		90-110	2	5

ENTHALPY ANALYTICAL

Batch QC

Type:	Sample Duplicate	Lab ID:	QC1317075	Batch:	388521
Matrix (Source ID):	Water (547452-001)	Method:	SM2540D	Prep Method:	METHOD

QC1317075 Analyte	Result	Source Sample Result	Units	Qual	RPD	RPD Lim	DF
Total Suspended Solids	2,560	2710	mg/L		6*	5	1

Type:	Sample Duplicate	Lab ID:	QC1317076	Batch:	388521
Matrix (Source ID):	Water (547509-002)	Method:	SM2540D	Prep Method:	METHOD

QC1317076 Analyte	Result	Source Sample Result	Units	Qual	RPD	RPD Lim	DF
Total Suspended Solids	9,100	9500	mg/L		4	5	1

Type:	Blank	Lab ID:	QC1315656	Batch:	388133
Matrix:	Water	Method:	SM5210B	Prep Method:	METHOD

QC1315656 Analyte	Result	Qual	Units	RL	MDL	Prepared	Analyzed
Biochemical Oxygen Demand	ND		mg/L	3.0		11/21/25 11:50	11/26/25 13:31

Type:	Lab Control Sample	Lab ID:	QC1315657	Batch:	388133
Matrix:	Water	Method:	SM5210B	Prep Method:	METHOD

QC1315657 Analyte	Result	Spiked	Units	Recovery	Qual	Limits
Biochemical Oxygen Demand	201.8	198.0	mg/L	102%		84.6-115.4

Type:	Sample Duplicate	Lab ID:	QC1315658	Batch:	388133
Matrix (Source ID):	Water (547001-004)	Method:	SM5210B	Prep Method:	METHOD

QC1315658 Analyte	Result	Source Sample Result	Units	Qual	RPD	RPD Lim	DF
Biochemical Oxygen Demand	2,636	2776	mg/L		5	30	1

Type:	Blank	Lab ID:	QC1318388	Batch:	388890
Matrix:	Water	Method:	SM5220D	Prep Method:	SM 5220D

QC1318388 Analyte	Result	Qual	Units	RL	MDL	Prepared	Analyzed
Chemical Oxygen Demand	ND		mg/L	4.0	2.0	12/02/25	12/03/25

Type:	Lab Control Sample	Lab ID:	QC1318389	Batch:	388890
Matrix:	Water	Method:	SM5220D	Prep Method:	SM 5220D

QC1318389 Analyte	Result	Spiked	Units	Recovery	Qual	Limits
Chemical Oxygen Demand	99.00	100.0	mg/L	99%		90-110

ENTHALPY ANALYTICAL

Batch QC

Type:	**Matrix Spike**	**Lab ID:**	**QC1318392**	**Batch:**	**388890**
Matrix (Source ID):	**Water (547833-001)**	**Method:**	**SM5220D**	**Prep Method:**	**SM 5220D**

QC1318392 Analyte	Result	Source Sample Result	Spiked	Units	Recovery	Qual	Limits	DF
Chemical Oxygen Demand	276.0	76.00	200.0	mg/L	100%		75-125	4

Type:	**Matrix Spike Duplicate**	**Lab ID:**	**QC1318393**	**Batch:**	**388890**
Matrix (Source ID):	**Water (547833-001)**	**Method:**	**SM5220D**	**Prep Method:**	**SM 5220D**

QC1318393 Analyte	Result	Source Sample Result	Spiked	Units	Recovery	Qual	Limits	RPD	RPD Lim	DF
Chemical Oxygen Demand	272.0	76.00	200.0	mg/L	98%		75-125	1	20	4

* Value is outside QC limits

E Response exceeds instrument's linear range

ND Not Detected

NM Not Meaningful

b See narrative

Laboratory Job Number 547509

Subcontracted Products

Pace Laboratories

Pace Analytical Services, LLC
1638 Roseytown Road - Suites 2,3,4
Greensburg, PA 15601
(724)850-5600

December 09, 2025

Zach Barker
Enthalpy Analytical
931 W Barkley Ave
Orange, CA 92868

RE: Project: 547509
Pace Project No.: 30829324

Dear Zach Barker:

Enclosed are the analytical results for sample(s) received by the laboratory on November 25, 2025. The results relate only to the samples included in this report. Results reported herein conform to the applicable TNI/NELAC Standards and the laboratory's Quality Manual, where applicable, unless otherwise noted in the body of the report.

The test results provided in this final report were generated by each of the following laboratories within the Pace Network:

The samples were subcontracted to Pace Analytical - Bakersfield, 4100 Atlas Court Bakersfield, CA 93308 for orthophosphorus pesticides analysis. The results of this analysis are reported on the Pace Analytical - Altoona data tables attached.

If you have any questions concerning this report, please feel free to contact me.

Sincerely,

Nikayla M. Yasurek
nikayla.yasurek@pacelabs.com
(724)850-5600
Project Manager

Enclosures

cc: Sophia Baughman, Enthalpy Analytical
Diane Galvan, Enthalpy Analytical
Brenda Hamilton, Enthalpy Analytical
Ms. Patricia Mata, Enthalpy Analytical
Taylor Nasu, Enthalpy Analytical
Jocelyn Nguyen, Enthalpy Analytical
Incoming Reports, Enthalpy Analytical
David Tripp, Enthalpy Analytical

REPORT OF LABORATORY ANALYSIS

This report shall not be reproduced, except in full,
without the written consent of Pace Analytical Services, LLC.

Pace Analytical Services, LLC
1638 Roseytown Road - Suites 2,3,4
Greensburg, PA 15601
(724)850-5600

SAMPLE SUMMARY

Project: 547509
Pace Project No.: 30829324

Lab ID	Sample ID	Matrix	Date Collected	Date Received
30829324001	**SOUTH BASIN-WESTERN INLET**	Water	11/20/25 12:35	11/25/25 11:12
30829324002	**SOUTH BASIN-EASTERN INLET**	Water	11/20/25 13:35	11/25/25 11:12

REPORT OF LABORATORY ANALYSIS

This report shall not be reproduced, except in full,
without the written consent of Pace Analytical Services, LLC.

30829324

ENTHALPY ANALYTICAL

931 West Barkley Ave
Orange, CA 92868
(714) 771-6900

2520471

Subcontract Laboratory:
Pace Laboratories
4100 Atlas Court
Bakersfield, CA 93308
ATTN: Ragen Schallock
PO #: Required, to be sent via email

2520471

Enthalpy Order: EO-547509
PM: Zach Barker
Email: zach.barker@enthalpy.com
CC: incomingreports@enthalpy.com
Phone: (714) 771-6900

Results Due: Standard TAT
Report Level: II
Report To: MDL
EDDs: ELM_TransferOut (Standard Excel Transfer EDD, 3 tabs)

Notes:
Chiquita Canyon Stormwater

Sample ID	Collected	Lab ID	# Cont.	Matrix	Analysis Requested	Comment
SOUTH BASIN - WESTERN INLET	20-NOV-2025 12:35	547509-001	1	Water	Organophosphorus Pesticides	-1
SOUTH BASIN - EASTERN INLET	20-NOV-2025 13:35	547509-002	1	Water	Organophosphorus Pesticides	-2

Notes:	Relinquished By:	Received By:
	Date: 11-24-25 15:00	Date: 11/25/25 1112
	Date:	Date:
	Date:	Date:

PACE ANALYTICAL	COOLER RECEIPT FORM	Page 1 Of 1
Submission #:		

SHIPPING INFORMATION
Fed Ex ☒ UPS ☐ GSO / GLS ☐ Hand Delivery ☐
Pace Lab Field Service ☐ Other ☐ (Specify)_____

SHIPPING CONTAINER
Ice Chest ☒ None ☐ Box ☐
Other ☐ (Specify)_____

FREE LIQUID
YES ☒ NO ☐
(W) / S

Refrigerant: Ice ☒ Blue Ice ☐ None ☐ Other ☐ Comments:

Custody Seals: Ice Chest ☐ Intact? Yes ☐ No ☐ | Containers ☐ Intact? Yes ☐ No ☐ | None ☒ Comments:

All samples received? Yes ☒ No ☐ All samples containers intact? Yes ☒ No ☐ Description(s) match COC? Yes ☒ No ☐

COC Received ☒ YES ☐ NO

Emissivity: 0.97 Container: N/A Thermometer ID: 366

Temperature: (A) 3.5 °C / (C) 3.6 °C

Date/Time 11/25/25 1112

Analyst Init KIB

SAMPLE CONTAINERS	SAMPLE NUMBERS 1	2	3	4	5	6	7	8	9	10
QT PE UNPRES										
4oz / 8oz / 16oz PE UNPRES										
2oz Cr^{+6}										
QT INORGANIC CHEMICAL METALS										
INORGANIC CHEMICAL METALS 4oz / 8oz / 16oz										
PT CYANIDE										
PT NITROGEN FORMS										
PT TOTAL SULFIDE										
2oz. NITRATE / NITRITE										
PT TOTAL ORGANIC CARBON										
PT CHEMICAL OXYGEN DEMAND										
PtA PHENOLICS										
40ml VOA VIAL TRAVEL BLANK										
40ml VOA VIAL										
QT EPA 1664B										
PT ODOR										
RADIOLOGICAL										
BACTERIOLOGICAL										
40 ml VOA VIAL- 504										
QT EPA 508/608.3/8081A										
QT EPA 515.1/8151A										
QT EPA 525.2										
QT EPA 525.2 TRAVEL BLANK										
40ml EPA 547										
40ml EPA 531.1										
8oz EPA 548.1										
QT EPA 549.2										
QT EPA 8015M										
QT EPA 8270C										
8oz / 16oz / 32oz AMBER	A	A								
8oz / 16oz / 32oz JAR										
SOIL SLEEVE										
PCB VIAL										
PLASTIC BAG										
TEDLAR BAG										
FERROUS IRON										
ENCORE										
SMART KIT										
SUMMA CANISTER										

CHK BY DISTRIBUTION SUB OUT ☐

Comments:
Sample Numbering Completed By: TOT Date/Time: 11-25-25 11:55
A = Actual / C = Corrected

Rev 23 05/20/22
[S:\WPDoc\WordPerfect\LAB_DOCS\FORMS\SAMRECrev 20]

Date of Report: 12/08/2025

Nikayla Yasurek

PACE Analytical - PA
1638 Roseytown Road, Ste 2,3 &4
Greensburg, PA 15601

Client Project:	EO-547509
Pace Project:	Chiquita Canyon Landfill Stormwater
Pace Work Order:	2520471
Invoice ID:	B527926

Enclosed are the results of analyses for samples received by the laboratory on 11/25/2025. If you have any questions concerning this report, please feel free to contact me.

Sincerely,

Contact Person: Ragen Williams
Client Service Rep

Steven Bennett
Operations Manager

Table of Contents

Sample Information

Chain of Custody and Cooler Receipt form 3
Laboratory / Client Sample Cross Reference 6

Sample Results

2520471-01 - SOUTH BASIN - WESTERN INLET

Organo-Phosphorus Pesticide Analysis (EPA Method 8141A) 7

2520471-02 - SOUTH BASIN - EASTERN INLET

Organo-Phosphorus Pesticide Analysis (EPA Method 8141A) 8

Quality Control Reports

Organo-Phosphorus Pesticide Analysis (EPA Method 8141A)

Method Blank Analysis 9
Laboratory Control Sample 10

Notes

Notes and Definitions 11

Chain of Custody and Cooler Receipt Form for 2520471 Page 1 of 3

Internal Transfer Chain of Custody

Rush Multiplier____X
Samples Pre-Logged into eCOC

State Of Origin: CA
Cert. Needed: ☐ Yes ☐ No

Workorder: 30829324 **Workorder Name:** 547509 **Owner Received Date:** 11/25/2025 **Results Requested By:** 12/11/2025

Report To	Subcontract To
Nikayla M. Yasurek Pace Analytical Pittsburgh 1638 Roseytown Road Suites 2,3,4 Greensburg, PA 15601 Phone (724)850-5600	Pace Analytical Bakersfield 4100 Atlas Court Bakersfield, CA 93313 Phone (661)327-4911

Item	Sample ID	Sample Type	Collect Date/Time	Lab ID	Matrix	Preserved Containers: HCL	Requested Analysis: Organophosphorus Pesticides	LAB USE ONLY
1	SOUTH BASIN-WESTERN INLET	PS	11/20/2025 12:35	30829324001	Water	1	X	
2	SOUTH BASIN-EASTERN INLET	PS	11/20/2025 13:35	30829324002	Water	1	X	
3								
4								
5								

Comments

Transfers	Released By	Date/Time	Received By	Date/Time
1				
2				
3				

Cooler Temperature on Receipt ____ °C **Custody Seal Y or N** **Received on Ice Y or N** **Samples Intact Y or N**

****In order to maintain client confidentiality, location/name of the sampling site, sampler's name and signature may not be provided on this COC document.*

This chain of custody is considered complete as is since this information is available in the owner laboratory.

Wednesday, November 26, 2025 2:51:17 PM FMT-ALL-C-002rev.00 24March2009 Page 1 of 1

The results in this report apply to the samples analyzed in accordance with the chain of custody document. This analytical report must be reproduced in its entirety.
All results listed in this report are for the exclusive use of the submitting party. Pace Analytical assumes no responsibility for report alteration, separation, detachment or third party interpretation.

ENTHALPY ANALYTICAL

931 West Barkley Ave
Orange, CA 92868
(714) 771-6900

2520471

Subcontract Laboratory:
Pace Laboratories
4100 Atlas Court
Bakersfield, CA 93308
ATTN: Ragen Schallock
PO #: Required, to be sent via email

2520471

Enthalpy Order: EO-547509
PM: Zach Barker
Email: zach.barker@enthalpy.com
CC: incomingreports@enthalpy.com
Phone: (714) 771-6900

Results Due: Standard TAT
Report Level: II
Report To: MDL
EDDs: ELM_TransferOut (Standard Excel Transfer EDD, 3 tabs)

Notes:
Chiquita Canyon Stormwater

Sample ID	Collected	Lab ID	# Cont.	Matrix	Analysis Requested	Comment
SOUTH BASIN - WESTERN INLET	20-NOV-2025 12:35	547509-001	1	Water	Organophosphorus Pesticides	-1
SOUTH BASIN - EASTERN INLET	20-NOV-2025 13:35	547509-002	1	Water	Organophosphorus Pesticides	-2

Notes:	Relinquished By:	Received By:
	[signature]	[signature]
	Date: 11-24-25 1500	Date: 11/25/25 1112
	Date:	Date:
	Date:	Date:

1 of 1

PACE ANALYTICAL — COOLER RECEIPT FORM — Page 1 Of 1

Submission #:

SHIPPING INFORMATION
Fed Ex [X] UPS ☐ GSO / GLS ☐ Hand Delivery ☐
Pace Lab Field Service ☐ Other ☐ (Specify)_____

SHIPPING CONTAINER
Ice Chest [X] None ☐ Box ☐
Other ☐ (Specify)_____

FREE LIQUID
YES [X] NO ☐
(W) / S

Refrigerant: Ice [X] Blue Ice ☐ None ☐ Other ☐ Comments:

Custody Seals: Ice Chest ☐ (Intact? Yes ☐ No ☐) Containers ☐ (Intact? Yes ☐ No ☐) None [X] Comments:

All samples received? Yes [X] No ☐ All samples containers intact? Yes [X] No ☐ Description(s) match COC? Yes [X] No ☐

[X] COC Received YES ☐ NO

Emissivity: 0.97 Container: N/A Thermometer ID: 366

Temperature: (A) 3.5 °C / (C) 3.6 °C

Date/Time 11/25/25 1112

Analyst Init KIB

SAMPLE CONTAINERS	SAMPLE NUMBERS 1	2	3	4	5	6	7	8	9	10
QT PE UNPRES										
4oz / 8oz / 16oz PE UNPRES										
2oz Cr^{+6}										
QT INORGANIC CHEMICAL METALS										
INORGANIC CHEMICAL METALS 4oz / 8oz / 16oz										
PT CYANIDE										
PT NITROGEN FORMS										
PT TOTAL SULFIDE										
2oz. NITRATE / NITRITE										
PT TOTAL ORGANIC CARBON										
PT CHEMICAL OXYGEN DEMAND										
PtA PHENOLICS										
40ml VOA VIAL TRAVEL BLANK										
40ml VOA VIAL										
QT EPA 1664B										
PT ODOR										
RADIOLOGICAL										
BACTERIOLOGICAL										
40 ml VOA VIAL- 504										
QT EPA 508/608.3/8081A										
QT EPA 515.1/8151A										
QT EPA 525.2										
QT EPA 525.2 TRAVEL BLANK										
40ml EPA 547										
40ml EPA 531.1										
8oz EPA 548.1										
QT EPA 549.2										
QT EPA 8015M										
QT EPA 8270C										
8oz / 16oz / 32oz AMBER	A	A								
8oz / 16oz / 32oz JAR										
SOIL SLEEVE										
PCB VIAL										
PLASTIC BAG										
TEDLAR BAG										
FERROUS IRON										
ENCORE										
SMART KIT										
SUMMA CANISTER										

CHK BY KIB

DISTRIBUTION DM SUB OUT ☐

Comments:

Sample Numbering Completed By: TOT Date/Time: 11-25-25 1135

A = Actual / C = Corrected

Rev 23 05/20/22
[S:\WPDoc\WordPerfect\LAB_DOCS\FORMS\SAMRECrev 20]

The results in this report apply to the samples analyzed in accordance with the chain of custody document. This analytical report must be reproduced in its entirety.
All results listed in this report are for the exclusive use of the submitting party. Pace Analytical assumes no responsibility for report alteration, separation, detachment or third party interpretation.

PACE Analytical - PA
1638 Roseytown Road, Ste 2,3 &4
Greensburg, PA 15601

Reported: 12/08/2025 10:15
Project: Chiquita Canyon Landfill Stormwater
Project Number: EO-547509
Project Manager: Nikayla Yasurek

Laboratory / Client Sample Cross Reference

Laboratory	Client Sample Information			
2520471-01	**COC Number:**	---	**Receive Date:**	11/25/2025 11:12
	Project Number:	---	**Sampling Date:**	11/20/2025 12:35
	Sampling Location:	---	**Sample Depth:**	---
	Sampling Point:	SOUTH BASIN - WESTERN INLET	**Lab Matrix:**	Water
	Sampled By:	client	**Sample Type:**	Water
2520471-02	**COC Number:**	---	**Receive Date:**	11/25/2025 11:12
	Project Number:	---	**Sampling Date:**	11/20/2025 13:35
	Sampling Location:	---	**Sample Depth:**	---
	Sampling Point:	SOUTH BASIN - EASTERN INLET	**Lab Matrix:**	Water
	Sampled By:	client	**Sample Type:**	Water

The results in this report apply to the samples analyzed in accordance with the chain of custody document. This analytical report must be reproduced in its entirety.
All results listed in this report are for the exclusive use of the submitting party. Pace Analytical assumes no responsibility for report alteration, separation, detachment or third party interpretation.

PACE Analytical - PA
1638 Roseytown Road, Ste 2,3 &4
Greensburg, PA 15601

Reported: 12/08/2025 10:15
Project: Chiquita Canyon Landfill Stormwater
Project Number: EO-547509
Project Manager: Nikayla Yasurek

Organo-Phosphorus Pesticide Analysis (EPA Method 8141A)

Pace Sample ID: 2520471-01 | **Client Sample Name:** SOUTH BASIN - WESTERN INLET, 11/20/2025 12:35:00PM, client

Constituent	Result	Units	PQL	MDL	Method	MB Bias	Lab Quals	DCN
Azinphos methyl	ND	ug/L	0.50	0.12	EPA-8141A	ND		1
Bolstar	ND	ug/L	0.20	0.050	EPA-8141A	ND		1
Chlorpyrifos	ND	ug/L	0.20	0.050	EPA-8141A	ND		1
Coumaphos	ND	ug/L	0.50	0.11	EPA-8141A	ND		1
Demeton O/S	ND	ug/L	0.20	0.056	EPA-8141A	ND		1
Diazinon	ND	ug/L	0.20	0.050	EPA-8141A	ND		1
Dichlorvos	ND	ug/L	0.20	0.050	EPA-8141A	ND		1
Disulfoton	ND	ug/L	0.20	0.050	EPA-8141A	ND		1
Ethoprop	ND	ug/L	0.20	0.052	EPA-8141A	ND		1
Fensulfothion	ND	ug/L	0.20	0.051	EPA-8141A	ND		1
Fenthion	ND	ug/L	0.20	0.050	EPA-8141A	ND		1
Merphos	ND	ug/L	0.20	0.050	EPA-8141A	ND		1
Methyl parathion	ND	ug/L	0.20	0.050	EPA-8141A	ND		1
Mevinphos	ND	ug/L	0.20	0.050	EPA-8141A	ND		1
Naled	ND	ug/L	0.50	0.17	EPA-8141A	ND		1
Phorate	ND	ug/L	0.20	0.066	EPA-8141A	ND		1
Ronnel (Fenchlorphos)	ND	ug/L	0.20	0.050	EPA-8141A	ND		1
Stirophos (Tetrachlorvinphos)	ND	ug/L	0.20	0.082	EPA-8141A	ND		1
Tokuthion (Prothiofos)	ND	ug/L	0.20	0.050	EPA-8141A	ND		1
Trichloronate	ND	ug/L	0.20	0.050	EPA-8141A	ND		1
Triphenylphosphate (Surrogate)	44.4	%	50 - 130 (LCL - UCL)		EPA-8141A		S09	1

DCN	Method	Prep Date	Run Date/Time	Analyst	Instrument	Dilution	QC Batch ID	Prep Method
1	EPA-8141A	11/25/25 16:00	12/05/25 00:48	OLH	GC-18	1	B223348	EPA 3510C

DCN = Data Continuation Number

The results in this report apply to the samples analyzed in accordance with the chain of custody document. This analytical report must be reproduced in its entirety.
All results listed in this report are for the exclusive use of the submitting party. Pace Analytical assumes no responsibility for report alteration, separation, detachment or third party interpretation.

PACE Analytical - PA
1638 Roseytown Road, Ste 2,3 &4
Greensburg, PA 15601

Reported: 12/08/2025 10:15
Project: Chiquita Canyon Landfill Stormwater
Project Number: EO-547509
Project Manager: Nikayla Yasurek

Organo-Phosphorus Pesticide Analysis (EPA Method 8141A)

Pace Sample ID: 2520471-02 | **Client Sample Name:** SOUTH BASIN - EASTERN INLET, 11/20/2025 1:35:00PM, client

Constituent	Result	Units	PQL	MDL	Method	MB Bias	Lab Quals	DCN
Azinphos methyl	ND	ug/L	2.5	0.60	EPA-8141A	ND	A10	1
Bolstar	ND	ug/L	1.0	0.25	EPA-8141A	ND	A10	1
Chlorpyrifos	ND	ug/L	1.0	0.25	EPA-8141A	ND	A10	1
Coumaphos	ND	ug/L	2.5	0.55	EPA-8141A	ND	A10	1
Demeton O/S	ND	ug/L	1.0	0.28	EPA-8141A	ND	A10	1
Diazinon	ND	ug/L	1.0	0.25	EPA-8141A	ND	A10	1
Dichlorvos	ND	ug/L	1.0	0.25	EPA-8141A	ND	A10	1
Disulfoton	ND	ug/L	1.0	0.25	EPA-8141A	ND	A10	1
Ethoprop	ND	ug/L	1.0	0.26	EPA-8141A	ND	A10	1
Fensulfothion	ND	ug/L	1.0	0.26	EPA-8141A	ND	A10	1
Fenthion	ND	ug/L	1.0	0.25	EPA-8141A	ND	A10	1
Merphos	ND	ug/L	1.0	0.25	EPA-8141A	ND	A10	1
Methyl parathion	ND	ug/L	1.0	0.25	EPA-8141A	ND	A10	1
Mevinphos	ND	ug/L	1.0	0.25	EPA-8141A	ND	A10	1
Naled	ND	ug/L	2.5	0.85	EPA-8141A	ND	A10	1
Phorate	ND	ug/L	1.0	0.33	EPA-8141A	ND	A10	1
Ronnel (Fenchlorphos)	ND	ug/L	1.0	0.25	EPA-8141A	ND	A10	1
Stirophos (Tetrachlorvinphos)	ND	ug/L	1.0	0.41	EPA-8141A	ND	A10	1
Tokuthion (Prothiofos)	ND	ug/L	1.0	0.25	EPA-8141A	ND	A10	1
Trichloronate	ND	ug/L	1.0	0.25	EPA-8141A	ND	A10	1
Triphenylphosphate (Surrogate)	38.0	%	50 - 130 (LCL - UCL)		EPA-8141A		S09	1

DCN	Method	Prep Date	Run Date/Time	Analyst	Instrument	Dilution	QC Batch ID	Prep Method
1	EPA-8141A	11/25/25 16:00	12/05/25 01:17	OLH	GC-18	5	B223348	EPA 3510C

DCN = Data Continuation Number

The results in this report apply to the samples analyzed in accordance with the chain of custody document. This analytical report must be reproduced in its entirety.
All results listed in this report are for the exclusive use of the submitting party. Pace Analytical assumes no responsibility for report alteration, separation, detachment or third party interpretation.

PACE Analytical - PA
1638 Roseytown Road, Ste 2,3 &4
Greensburg, PA 15601

Reported: 12/08/2025 10:15
Project: Chiquita Canyon Landfill Stormwater
Project Number: EO-547509
Project Manager: Nikayla Yasurek

Organo-Phosphorus Pesticide Analysis (EPA Method 8141A)

Quality Control Report - Method Blank Analysis

Constituent	QC Sample ID	MB Result	Units	PQL	MDL	Lab Quals	Run #
QC Batch ID: B223348							
Azinphos methyl	B223348-BLK1	ND	ug/L	0.50	0.12		1
Bolstar	B223348-BLK1	ND	ug/L	0.20	0.050		1
Chlorpyrifos	B223348-BLK1	ND	ug/L	0.20	0.050		1
Coumaphos	B223348-BLK1	ND	ug/L	0.50	0.11		1
Demeton O/S	B223348-BLK1	ND	ug/L	0.20	0.056		1
Diazinon	B223348-BLK1	ND	ug/L	0.20	0.050		1
Dichlorvos	B223348-BLK1	ND	ug/L	0.20	0.050		1
Disulfoton	B223348-BLK1	ND	ug/L	0.20	0.050		1
Ethoprop	B223348-BLK1	ND	ug/L	0.20	0.052		1
Fensulfothion	B223348-BLK1	ND	ug/L	0.20	0.051		1
Fenthion	B223348-BLK1	ND	ug/L	0.20	0.050		1
Merphos	B223348-BLK1	ND	ug/L	0.20	0.050		1
Methyl parathion	B223348-BLK1	ND	ug/L	0.20	0.050		1
Mevinphos	B223348-BLK1	ND	ug/L	0.20	0.050		1
Naled	B223348-BLK1	ND	ug/L	0.50	0.17		1
Phorate	B223348-BLK1	ND	ug/L	0.20	0.066		1
Ronnel (Fenchlorphos)	B223348-BLK1	ND	ug/L	0.20	0.050		1
Stirophos (Tetrachlorvinphos)	B223348-BLK1	ND	ug/L	0.20	0.082		1
Tokuthion (Prothiofos)	B223348-BLK1	ND	ug/L	0.20	0.050		1
Trichloronate	B223348-BLK1	ND	ug/L	0.20	0.050		1
Triphenylphosphate (Surrogate)	**B223348-BLK1**	**62.0**	%	**50 - 130 (LCL - UCL)**			1

Run #	QC Sample ID	QC Type	Method	Prep Date	Run Date Time	Analyst	Instrument	Dilution
1	B223348-BLK1	PB	EPA-8141A	11/25/25	12/04/25 15:51	OLH	GC-18	1

The results in this report apply to the samples analyzed in accordance with the chain of custody document. This analytical report must be reproduced in its entirety.
All results listed in this report are for the exclusive use of the submitting party. Pace Analytical assumes no responsibility for report alteration, separation, detachment or third party interpretation.

PACE Analytical - PA
1638 Roseytown Road, Ste 2,3 &4
Greensburg, PA 15601

Reported: 12/08/2025 10:15
Project: Chiquita Canyon Landfill Stormwater
Project Number: EO-547509
Project Manager: Nikayla Yasurek

Organo-Phosphorus Pesticide Analysis (EPA Method 8141A)

Quality Control Report - Laboratory Control Sample

Constituent	QC Sample ID	Type	Result	Spike Level	Units	Percent Recovery	RPD	Control Limits Percent Recovery	Control Limits RPD	Lab Quals	Run #
QC Batch ID: B223348											
Bolstar	B223348-BS1	LCS	1.4500	2.0000	ug/L	72.5		50 - 130			1
	B223348-BSD1	LCSD	1.5000	2.0000	ug/L	75.0	3.4	50 - 130	30		2
Chlorpyrifos	B223348-BS1	LCS	1.7350	2.0000	ug/L	86.8		60 - 120			1
	B223348-BSD1	LCSD	1.7500	2.0000	ug/L	87.5	0.9	60 - 120	30		2
Diazinon	B223348-BS1	LCS	1.6400	2.0000	ug/L	82.0		60 - 130			1
	B223348-BSD1	LCSD	1.6500	2.0000	ug/L	82.5	0.6	60 - 130	30		2
Methyl parathion	B223348-BS1	LCS	1.5700	2.0000	ug/L	78.5		60 - 120			1
	B223348-BSD1	LCSD	1.6000	2.0000	ug/L	80.0	1.9	60 - 120	30		2
Mevinphos	B223348-BS1	LCS	1.6050	2.0000	ug/L	80.2		50 - 120			1
	B223348-BSD1	LCSD	1.6150	2.0000	ug/L	80.8	0.6	50 - 120	30		2
Ronnel (Fenchlorphos)	B223348-BS1	LCS	1.5600	2.0000	ug/L	78.0		50 - 120			1
	B223348-BSD1	LCSD	1.6050	2.0000	ug/L	80.2	2.8	50 - 120	30		2
Stirophos (Tetrachlorvinphos)	B223348-BS1	LCS	1.6900	2.0000	ug/L	84.5		50 - 120			1
	B223348-BSD1	LCSD	1.7000	2.0000	ug/L	85.0	0.6	50 - 120	30		2
Triphenylphosphate (Surrogate)	B223348-BS1	LCS	2.2550	2.5000	ug/L	90.2		50 - 130			1
	B223348-BSD1	LCSD	2.3150	2.5000	ug/L	92.6	2.6	50 - 130			2

Run #	QC Sample ID	QC Type	Method	Prep Date	Run Date Time	Analyst	Instrument	Dilution
1	B223348-BS1	LCS	EPA-8141A	11/25/25	12/04/25 18:20	OLH	GC-18	1
2	B223348-BSD1	LCSD	EPA-8141A	11/25/25	12/04/25 18:50	OLH	GC-18	1

The results in this report apply to the samples analyzed in accordance with the chain of custody document. This analytical report must be reproduced in its entirety.
All results listed in this report are for the exclusive use of the submitting party. Pace Analytical assumes no responsibility for report alteration, separation, detachment or third party interpretation.

PACE Analytical - PA
1638 Roseytown Road, Ste 2,3 &4
Greensburg, PA 15601

Reported: 12/08/2025 10:15
Project: Chiquita Canyon Landfill Stormwater
Project Number: EO-547509
Project Manager: Nikayla Yasurek

Notes And Definitions

MDL	Method Detection Limit
ND	Analyte Not Detected
PQL	Practical Quantitation Limit
A10	Detection and quantitation limits were raised due to matrix interference.
S09	The surrogate recovery for this compound was not within the control limits.

The results in this report apply to the samples analyzed in accordance with the chain of custody document. This analytical report must be reproduced in its entirety.
All results listed in this report are for the exclusive use of the submitting party. Pace Analytical assumes no responsibility for report alteration, separation, detachment or third party interpretation.

Laboratory Job Number 547509

Subcontracted Products

McCampbell Analytical, Inc.

McCampbell Analytical, Inc.

"When Quality Counts"

Analytical Report

WorkOrder: 2511K15

Report Created for: Enthalpy Analytical

931 West Barkley Avenue
Orange, CA 92868

Project Contact: Zach Barker
Project P.O.: 079649
Project: EO-547509

Project Location:
Project Received: 11/26/2025

Analytical Report reviewed & approved for release on 12/04/2025 by:

Jena Alfaro
Project Manager

The report shall not be reproduced except in full, without the written approval of the laboratory. The analytical results relate only to the items tested. Results reported conform to the most current regulatory standards, where applicable, unless otherwise stated.

1534 Willow Pass Rd. Pittsburg, CA 94565 ♦ TEL: (877) 252-9262 ♦ FAX: (925) 252-9269 ♦ www.mccampbell.com
CA ELAP 1644 ♦ ORELAP (NELAP) 4033 ♦ AIHA-LAP ID#232255 ♦ DoD-ELAP Cert # L22-757

McCampbell Analytical, Inc.
"When Quality Counts"

1534 Willow Pass Road, Pittsburg, CA 94565-1701
Toll Free Telephone: (877) 252-9262 / Fax: (925) 252-9269
http://www.mccampbell.com / E-mail: main@mccampbell.com

Glossary of Terms & Qualifier Definitions

Client: Enthalpy Analytical **WorkOrder:** 2511K15

Project: EO-547509

Glossary Abbreviation

%D	Serial Dilution Percent Difference
95% Interval	95% Confident Interval
CCV	Continuing Calibration Verification.
CCV REC (%)	% recovery of Continuing Calibration Verification.
CPT	Consumer Product Testing not NELAP Accredited
DF	Dilution Factor
DI WET	(DISTLC) Waste Extraction Test using DI water
DISS	Dissolved (direct analysis of 0.45 µm filtered and acidified water sample)
DLT	Dilution Test (Serial Dilution)
DUP	Duplicate
EDL	Estimated Detection Limit
ERS	External reference sample. Second source calibration verification.
ITEF	International Toxicity Equivalence Factor
LCS	Laboratory Control Sample
LCS2	Second LCS for the batch. Spike level is lower than that for the first LCS; applicable to method 1633.
LQL	Lowest Quantitation Level
MB	Method Blank
MB IS/SS % Rec	% Recovery of Internal Standard or Surrogate in Method Blank, if applicable
MB SS % Rec	% Recovery of Surrogate in Method Blank, if applicable
MDL	Method Detection Limit [1]
ML	Minimum Level of Quantitation
MS	Matrix Spike
MSD	Matrix Spike Duplicate
NA	Not Applicable
ND	Not detected at or above the indicated MDL or RL.
NR	Data Not Reported due to matrix interference or insufficient sample amount.
PDS	Post Digestion Spike
PF	Prep Factor
RD	Relative Difference
RL	Reporting Limit [2]
RPD	Relative Percent Difference
RRT	Relative Retention Time
RSD	Relative Standard Deviation
SNR	Surrogate is diluted out of the calibration range

[1] MDL is the minimum measured concentration of a substance that can be reported with 99% confidence that the measured concentration is distinguishable from method blank results. Definition and Procedure for the Determination of the Method Detection Limit, Revision 2, 40CFR, Part 136, Appendix B, EPA 821-R-16-006, December 2016. Values are based upon our default extraction volume/amount and are subject to change.

[2] RL is the lowest level that can be reliably determined within specified limits of precision and accuracy during routine laboratory operating conditions. (The RL cannot be lower than the lowest calibration standard used in the initial calibration of the instrument and must be greater than the MDL.) Values are based upon our default extraction volume/amount and are subject to change.

McCampbell Analytical, Inc.
"When Quality Counts"

1534 Willow Pass Road, Pittsburg, CA 94565-1701
Toll Free Telephone: (877) 252-9262 / Fax: (925) 252-9269
http://www.mccampbell.com / E-mail: main@mccampbell.com

Glossary of Terms & Qualifier Definitions

Client: Enthalpy Analytical **WorkOrder:** 2511K15

Project: EO-547509

SPK Val	Spike Value
SPKRef Val	Spike Reference Value
SPLP	Synthetic Precipitation Leachate Procedure
ST	Sorbent Tube
TCLP	Toxicity Characteristic Leachate Procedure
TEQ	Toxicity Equivalents
TNTC	“Too Numerous to Count;” greater than 250 colonies observed on the plate.
TPH-Diesel	Sample results for semi-volatile TPH (diesel, kerosene, oil, etc) were calculated using a background subtraction procedure to correct for instrument baseline rise (column bleed) as described in Sec 7.7.2.2 of EPA 8015 B, C.
TZA	TimeZone Net Adjustment for sample collected outside of MAI's Coordinated Universal Time (UTC). (Adjustment for Daylight Saving is not accounted.)
WET (STLC)	Waste Extraction Test (Soluble Threshold Limit Concentration)

Analytical Qualifiers

H	Sample was analyzed out of hold time
a3	Sample diluted due to high organic content interfering with quantitative/or qualitative analysis.
b1	Aqueous sample that contains greater than ~1 vol. % sediment

McCampbell Analytical, Inc.
"When Quality Counts"

1534 Willow Pass Road, Pittsburg, CA 94565-1701
Toll Free Telephone: (877) 252-9262 / Fax: (925) 252-9269
http://www.mccampbell.com / E-mail: main@mccampbell.com

Analytical Report

Client:	Enthalpy Analytical	**WorkOrder:**	2511K15
Date Received:	11/26/2025 9:53	**Extraction Method:**	E8151A
Date Prepared:	12/01/2025	**Analytical Method:**	E8151A
Project:	EO-547509	**Unit:**	µg/L

Chlorinated Herbicides by GC-ECD

Client ID	Lab ID	Matrix	Date Collected	Instrument FileID	Batch ID
SOUTH BASIN - WESTERN INLET	2511K15-001A	Water	11/20/2025 12:35	GC15A 12032506.D	331017

Analytes	Result	Qualifiers	MDL	RL	DF	Date Analyzed
Acifluorfen	ND	H	5.3	10	10	12/03/2025 15:28
Bentazon	ND	H	3.2	10	10	12/03/2025 15:28
Chloramben	ND	H	6.4	10	10	12/03/2025 15:28
2,4-D (Dichlorophenoxyacetic acid)	ND	H	0.79	2.0	10	12/03/2025 15:28
2,4-DB	ND	H	4.2	10	10	12/03/2025 15:28
Dalapon	ND	H	7.7	10	10	12/03/2025 15:28
DCPA (mono & diacid)	ND	H	5.0	10	10	12/03/2025 15:28
Dicamba	ND	H	0.74	2.0	10	12/03/2025 15:28
3,5-Dichlorobenzoic Acid	ND	H	2.4	10	10	12/03/2025 15:28
Dichloroprop	ND	H	3.5	10	10	12/03/2025 15:28
Dinoseb (DNBP)	ND	H	3.0	10	10	12/03/2025 15:28
MCPA	ND	H	13	20	10	12/03/2025 15:28
MCPP	ND	H	12	20	10	12/03/2025 15:28
4-Nitrophenol	ND	H	7.7	10	10	12/03/2025 15:28
Pentachlorophenol (PCP)	ND	H	0.55	2.0	10	12/03/2025 15:28
Picloram	ND	H	3.8	10	10	12/03/2025 15:28
2,4,5-T (Trichlorophenoxy acetic acid)	ND	H	1.0	2.0	10	12/03/2025 15:28
2,4,5-TP (Silvex)	ND	H	1.6	5.0	10	12/03/2025 15:28

Surrogates	REC (%)	Qualifiers	Limits	DF	
DCAA	85	H	60-140	10	12/03/2025 15:28

Analyst(s): DP

Analytical Comments: a3,b1

(Cont.)

CA ELAP 1644 • ORELAP (NELAP) 4033

McCampbell Analytical, Inc.
"When Quality Counts"

1534 Willow Pass Road, Pittsburg, CA 94565-1701
Toll Free Telephone: (877) 252-9262 / Fax: (925) 252-9269
http://www.mccampbell.com / E-mail: main@mccampbell.com

Analytical Report

Client:	Enthalpy Analytical	**WorkOrder:**	2511K15
Date Received:	11/26/2025 9:53	**Extraction Method:**	E8151A
Date Prepared:	12/01/2025	**Analytical Method:**	E8151A
Project:	EO-547509	**Unit:**	µg/L

Chlorinated Herbicides by GC-ECD

Client ID	Lab ID	Matrix	Date Collected	Instrument FileID	Batch ID
SOUTH BASIN - EASTERN INLET	2511K15-002A	Water	11/20/2025 13:35	GC15A 12022553.D	331017

Analytes	Result	Qualifiers	MDL	RL	DF	Date Analyzed
Acifluorfen	ND	H	5.3	10	10	12/03/2025 06:20
Bentazon	ND	H	3.2	10	10	12/03/2025 06:20
Chloramben	ND	H	6.4	10	10	12/03/2025 06:20
2,4-D (Dichlorophenoxyacetic acid)	ND	H	0.79	2.0	10	12/03/2025 06:20
2,4-DB	ND	H	4.2	10	10	12/03/2025 06:20
Dalapon	ND	H	7.7	10	10	12/03/2025 06:20
DCPA (mono & diacid)	ND	H	5.0	10	10	12/03/2025 06:20
Dicamba	ND	H	0.74	2.0	10	12/03/2025 06:20
3,5-Dichlorobenzoic Acid	ND	H	2.4	10	10	12/03/2025 06:20
Dichloroprop	ND	H	3.5	10	10	12/03/2025 06:20
Dinoseb (DNBP)	ND	H	3.0	10	10	12/03/2025 06:20
MCPA	ND	H	13	20	10	12/03/2025 06:20
MCPP	ND	H	12	20	10	12/03/2025 06:20
4-Nitrophenol	ND	H	7.7	10	10	12/03/2025 06:20
Pentachlorophenol (PCP)	ND	H	0.55	2.0	10	12/03/2025 06:20
Picloram	ND	H	3.8	10	10	12/03/2025 06:20
2,4,5-T (Trichlorophenoxy acetic acid)	ND	H	1.0	2.0	10	12/03/2025 06:20
2,4,5-TP (Silvex)	ND	H	1.6	5.0	10	12/03/2025 06:20

Surrogates	REC (%)	Qualifiers	Limits	DF	
DCAA	96	H	60-140	10	12/03/2025 06:20

Analyst(s): DP

Analytical Comments: a3,b1

McCampbell Analytical, Inc.
"When Quality Counts"

1534 Willow Pass Road, Pittsburg, CA 94565-1701
Toll Free Telephone: (877) 252-9262 / Fax: (925) 252-9269
http://www.mccampbell.com / E-mail: main@mccampbell.com

Analytical Report

Client:	Enthalpy Analytical	**WorkOrder:**	2511K15
Date Received:	11/26/2025 9:53	**Extraction Method:**	RSK175
Date Prepared:	12/01/2025	**Analytical Method:**	RSK175
Project:	EO-547509	**Unit:**	µg/L

Dissolved Carbon Dioxide by RSK 175

Client ID	Lab ID	Matrix	Date Collected	Instrument FileID	Batch ID
SOUTH BASIN - WESTERN INLET	2511K15-001B	Water	11/20/2025 12:35	GC26 1201251005.D	331130

Analytes	Result	Qualifiers	MDL	RL	DF	Date Analyzed
Carbon Dioxide	**510**	H	50	50	1	12/01/2025 17:12

Analyst(s): CLO Analytical Comments: b1

Client ID	Lab ID	Matrix	Date Collected	Instrument FileID	Batch ID
SOUTH BASIN - EASTERN INLET	2511K15-002B	Water	11/20/2025 13:35	GC26 1201251006.D	331130

Analytes	Result	Qualifiers	MDL	RL	DF	Date Analyzed
Carbon Dioxide	**370**	H	50	50	1	12/01/2025 17:25

Analyst(s): CLO Analytical Comments: b1

McCampbell Analytical, Inc.
"When Quality Counts"

1534 Willow Pass Road, Pittsburg, CA 94565-1701
Toll Free Telephone: (877) 252-9262 / Fax: (925) 252-9269
http://www.mccampbell.com / E-mail: main@mccampbell.com

Quality Control Report

Client:	Enthalpy Analytical	**WorkOrder:**	2511K15
Date Prepared:	12/01/2025	**BatchID:**	331017
Date Analyzed:	12/03/2025	**Extraction Method:**	E8151A
Instrument:	GC15A	**Analytical Method:**	E8151A
Matrix:	Water	**Unit:**	µg/L
Project:	EO-547509	**Sample ID:**	MB/LCS/LCSD-331017

QC Summary Report for E8151A

Analyte	MB Result	MDL	RL	SPK Val	MB IS/SS %REC	MB IS/SS Limits
Acifluorfen	ND	0.53	1.0	-	-	-
Bentazon	ND	0.32	1.0	-	-	-
Chloramben	ND	0.64	1.0	-	-	-
2,4-D (Dichlorophenoxyacetic acid)	ND	0.079	0.20	-	-	-
2,4-DB	ND	0.42	1.0	-	-	-
Dalapon	ND	0.77	1.0	-	-	-
DCPA (mono & diacid)	ND	0.50	1.0	-	-	-
Dicamba	ND	0.074	0.20	-	-	-
3,5-Dichlorobenzoic Acid	ND	0.24	1.0	-	-	-
Dichloroprop	ND	0.35	1.0	-	-	-
Dinoseb (DNBP)	ND	0.30	1.0	-	-	-
MCPA	ND	1.3	2.0	-	-	-
MCPP	ND	1.2	2.0	-	-	-
4-Nitrophenol	ND	0.77	1.0	-	-	-
Pentachlorophenol (PCP)	ND	0.055	0.20	-	-	-
Picloram	ND	0.38	1.0	-	-	-
2,4,5-T (Trichlorophenoxy acetic acid)	ND	0.10	0.20	-	-	-
2,4,5-TP (Silvex)	ND	0.16	0.50	-	-	-
Surrogate Recovery						
DCAA	8.0			10	80	70-130

(Cont.)

McCampbell Analytical, Inc.
"When Quality Counts"

1534 Willow Pass Road, Pittsburg, CA 94565-1701
Toll Free Telephone: (877) 252-9262 / Fax: (925) 252-9269
http://www.mccampbell.com / E-mail: main@mccampbell.com

Quality Control Report

Client:	Enthalpy Analytical	**WorkOrder:**	2511K15
Date Prepared:	12/01/2025	**BatchID:**	331017
Date Analyzed:	12/03/2025	**Extraction Method:**	E8151A
Instrument:	GC15A	**Analytical Method:**	E8151A
Matrix:	Water	**Unit:**	µg/L
Project:	EO-547509	**Sample ID:**	MB/LCS/LCSD-331017

QC Summary Report for E8151A

Analyte	LCS Result	LCSD Result	SPK Val	LCS %REC	LCSD %REC	LCS/LCSD Limits	RPD	RPD Limit
Acifluorfen	9.9	11	10	99	106	70-130	6.04	30
Bentazon	9.9	10	10	99	100	70-130	1.03	30
Chloramben	11	11	10	108	106	70-130	1.82	30
2,4-D (Dichlorophenoxyacetic acid)	9.6	9.7	10	96	97	70-130	0.591	30
2,4-DB	9.8	10	10	98	100	70-130	1.58	30
Dalapon	10	10	10	104	105	70-130	1.27	30
DCPA (mono & diacid)	9.9	10	10	99	102	70-130	2.79	30
Dicamba	9.8	9.7	10	98	97	70-130	1.25	30
3,5-Dichlorobenzoic Acid	9.6	9.7	10	96	97	70-130	0.671	30
Dichloroprop	9.6	9.6	10	96	96	70-130	0.313	30
Dinoseb (DNBP)	11	10	10	107	102	70-130	4.21	30
MCPA	91	93	100	91	93	70-130	1.89	30
MCPP	100	100	100	102	102	70-130	0.424	30
4-Nitrophenol	10	10	10	102	105	70-130	2.67	30
Pentachlorophenol (PCP)	10	9.8	10	100	98	70-130	2.06	30
Picloram	10	10	10	100	103	70-130	2.81	30
2,4,5-T (Trichlorophenoxy acetic acid)	10	10	10	102	102	70-130	0.115	30
2,4,5-TP (Silvex)	10	9.9	10	101	99	70-130	2.59	30
Surrogate Recovery								
DCAA	8.6	8.6	10	86	86	70-130	0.561	30

McCampbell Analytical, Inc.
"When Quality Counts"

1534 Willow Pass Road, Pittsburg, CA 94565-1701
Toll Free Telephone: (877) 252-9262 / Fax: (925) 252-9269
http://www.mccampbell.com / E-mail: main@mccampbell.com

Quality Control Report

Client:	Enthalpy Analytical	**WorkOrder:**	2511K15
Date Prepared:	12/01/2025	**BatchID:**	331130
Date Analyzed:	12/01/2025	**Extraction Method:**	RSK175
Instrument:	GC26	**Analytical Method:**	RSK175
Matrix:	Water	**Unit:**	µg/L
Project:	EO-547509	**Sample ID:**	MB/LCS/LCSD-331130

QC Summary Report for RSK175

Analyte	MB Result	MDL	RL			
Carbon Dioxide	ND	50	50	-	-	-

Analyte	LCS Result	LCSD Result	SPK Val	LCS %REC	LCSD %REC	LCS/LCSD Limits	RPD	RPD Limit
Carbon Dioxide	200	180	187.2	109	95	70-130	13.7	30

McCampbell Analytical, Inc.
"When Quality Counts"

1534 Willow Pass Road, Pittsburg, CA 94565-1701
Toll Free Telephone: (877) 252-9262 / Fax: (925) 252-9269
http://www.mccampbell.com / E-mail: main@mccampbell.com

Certified Analyte List

Client: Enthalpy Analytical **WorkOrder:** 2511K15

Project: EO-547509

Analyte	Cert 1	Cert 2	Cert 3	Cert 4	Cert 5	Analytical Method	Matrix
2,4,5-T (Trichlorophenoxy acetic acid)	◉	◉	○	○	○	E8151A	Water
2,4,5-TP (Silvex)	◉	◉	○	○	○	E8151A	Water
2,4-D (Dichlorophenoxyacetic acid)	◉	◉	○	○	○	E8151A	Water
2,4-DB	◉	◉	○	○	○	E8151A	Water
3,5-Dichlorobenzoic Acid	○	◉	○	○	○	E8151A	Water
4-Nitrophenol	◉	◉	○	○	○	E8151A	Water
Acifluorfen	○	◉	○	○	○	E8151A	Water
Bentazon	○	◉	○	○	○	E8151A	Water
Chloramben	○	◉	○	○	○	E8151A	Water
Dalapon	◉	◉	○	○	○	E8151A	Water
DCPA (mono & diacid)	○	◉	○	○	○	E8151A	Water
Dicamba	◉	◉	○	○	○	E8151A	Water
Dichloroprop	◉	◉	○	○	○	E8151A	Water
Dinoseb (DNBP)	◉	◉	○	○	○	E8151A	Water
MCPA	◉	◉	○	○	○	E8151A	Water
MCPP	◉	◉	○	○	○	E8151A	Water
Pentachlorophenol (PCP)	◉	◉	○	○	○	E8151A	Water
Picloram	○	◉	○	○	○	E8151A	Water

Certifications

Cert 1	CA ELAP 1644
Cert 2	ORELAP (NELAP) 4033

The Certified Analyte Report lists the compounds for which MAI is accredited at the time of issuance. Although MAI holds multiple accreditations, methods with extensive compound lists may not be fully accredited due to state agency availability.

McCampbell Analytical, Inc.
1534 Willow Pass Rd
Pittsburg, CA 94565-1701
(925) 252-9262

CHAIN-OF-CUSTODY RECORD

WorkOrder: 2511K15 **ClientCode: ENO** **QuoteID: 252619**

☐ WaterTrax ☐ CLIP ☐ EDF ☑ EQuIS ☑ Dry-Weight ☑ Email ☐ HardCopy ☐ ThirdParty ☐ J-flag

☑ Detection Summary ☑ **Excel** [A1_Standard _QC]

Report to:
Zach Barker
Enthalpy Analytical
931 West Barkley Avenue
Orange, CA 92868
714-771-6900 FAX:

Email: zach.barker@enthalpy.com
cc/3rd Party:
PO: 079649
Project: EO-547509

Bill to:
Accounts Payable/Enthalpy SoCal
Montrose Environmental Group
PO Box 842165
Boston, MA 02284-2165
003EL_ap@montrose-env.com

Requested TAT: 5 days;

Date Received: **11/26/2025**
Date Logged: **11/26/2025**

Lab ID	ClientSampID	Matrix	Collection Date	Hold	Requested Tests (See legend below)											
					1	2	3	4	5	6	7	8	9	10	11	12
2511K15-001	SOUTH BASIN - WESTERN INTLET	Water	11/20/2025 12:35	☐	A	A	B									
2511K15-002	SOUTH BASIN - EASTERN INTLET	Water	11/20/2025 13:35	☐	A	A	B									

Test Legend:

1	8151_W	2	PRDisposal Fee	3	RSK175_CO2_W	4	
5		6		7		8	
9		10		11		12	

Prepared by: Chyna Thomas

Comments:

NOTE: Soil samples are discarded 60 days after receipt unless other arrangements are made (Water samples are 30 days).
Hazardous samples will be returned to client or disposed of at client expense.

McCampbell Analytical, Inc.
"When Quality Counts"

1534 Willow Pass Road, Pittsburg, CA 94565-1701
Toll Free Telephone: (877) 252-9262 / Fax: (925) 252-9269
http://www.mccampbell.com / E-mail: main@mccampbell.com

WORK ORDER SUMMARY

Client Name: ENTHALPY ANALYTICAL **Project:** EO-547509 **Work Order:** 2511K15
Client Contact: Zach Barker **QC Level:** LEVEL 2
Contact's Email: zach.barker@enthalpy.com **Comments:** **Date Logged:** 11/26/2025

☐ WaterTrax ☐ CLIP ☐ EDF ☑ Excel ☐ EQuIS ☑ Email ☐ HardCopy ☐ ThirdParty ☐ J-flag

LabID	ClientSampID	Matrix	Test Name	Cont./ Comp.	Bottle & Preservative	U**	Head Space	Dry-Weight	Collection Date & Time	TAT	Test Due Date	Sediment Content	Hold	Sub Out
001A	SOUTH BASIN - WESTERN INTLET	Water	E8151A (Chlorinated Herbicides)	1	1LA Narrow Mouth, Unpres	☐	☐	☐	11/20/2025 12:35	5 days	12/5/2025	5%+	☐	☐
001B	SOUTH BASIN - WESTERN INTLET	Water	RSK175 (CO2)	2	VOA, Unpres	☐	☐	☐	11/20/2025 12:35	5 days	12/5/2025	5%+	☐	☐
002A	SOUTH BASIN - EASTERN INTLET	Water	E8151A (Chlorinated Herbicides)	1	1LA Narrow Mouth, Unpres	☐	☐	☐	11/20/2025 13:35	5 days	12/5/2025	5%+	☐	☐
002B	SOUTH BASIN - EASTERN INTLET	Water	RSK175 (CO2)	2	VOA, Unpres	☐	☐	☐	11/20/2025 13:35	5 days	12/5/2025	5%+	☐	☐

NOTES: * STLC and TCLP extractions require 2 days to complete; therefore, all TATs begin after the extraction is completed (i.e., One-day TAT yields results in 3 days from sample submission).

- ISM prep requires 5 to 10 days to complete; therefore, all TATs begin after the extraction is completed (i.e., One-day TAT yields results in 6 to 11 days from sample submission). Due date listed on WO summary will not accurately reflect the time needed for sample preparation.

- Organic extracts are held for 40 days before disposal; Inorganic extract are held for 30 days.

- MAI assumes that all material present in the provided sampling container is considered part of the sample - MAI does not exclude any material from the sample prior to sample preparation unless requested in writing by the client.

U = An unpreserved container was received for a method that suggests a preservation in order to extend hold time for analysis.**

Cont./Comp. = Containers /Composites

2511K15

ENTHALPY ANALYTICAL

931 West Barkley Ave
Orange, CA 92868
(714) 771-6900

Subcontract Laboratory:
McCampbell Analytical, Inc.
1534 Willow Pass Rd.
Pittsburg, CA 94565
ATTN: Quote ID: 252619
PO #: PO-079649

Enthalpy Order: EO-547509
PM: Zach Barker
Email: zach.barker@enthalpy.com
CC: incomingreports@enthalpy.com
Phone: (714) 771-6900

Results Due: Standard TAT
Report Level: II
Report To: MDL
EDDs: Standard Excel EDD

Notes:

Sample ID	Collected	Lab ID	# Cont.	Matrix	Analysis Requested	Comment
SOUTH BASIN - WESTERN INLET	20-NOV-2025 12:35	547509-001	1	Water	EPA 8151A Chlorinated Herbicides	
			2	Water	RSK-175 CO2	
SOUTH BASIN - EASTERN INLET	20-NOV-2025 13:35	547509-002	1	Water	EPA 8151A Chlorinated Herbicides	
			2	Water	RSK-175 CO2	

Notes:	Relinquished By:	Received By:
	Date: 11-24-25 15:00	Date:
	Date:	Date: 11/24/25 0953
FEDEX:886365576170		
	Date:	Date:

McCampbell Analytical, Inc.
"When Quality Counts"

1534 Willow Pass Road, Pittsburg, CA 94565-1701
Toll Free Telephone: (877) 252-9262 / Fax: (925) 252-9269
http://www.mccampbell.com / E-mail: main@mccampbell.com

Sample Receipt Checklist

Client Name:	Enthalpy Analytical	Date and Time Received:	11/26/2025 09:53
Project:	EO-547509	Date Logged:	11/26/2025
		Received by:	Chyna Thomas
WorkOrder №:	2511K15 Matrix: Water	Logged by:	Chyna Thomas
Carrier:	FedEx		

Chain of Custody (COC) Information

Chain of custody present?	Yes	☑	No	☐		
Chain of custody signed when relinquished and received?	Yes	☑	No	☐		
Chain of custody agrees with sample labels?	Yes	☑	No	☐		
Sample IDs noted by Client on COC?	Yes	☑	No	☐		
Date and Time of collection noted by Client on COC?	Yes	☑	No	☐		
Sampler's name noted on COC?	Yes	☑	No	☐		
COC agrees with Quote?	Yes	☑	No	☐	NA	☐
COC quote NOT expired?	Yes	☑	No	☐	NA	☐

Sample Receipt Information

Custody seals intact on shipping container/cooler?	Yes	☐	No	☐	NA	☑
Custody seals intact on sample bottles?	Yes	☐	No	☐	NA	☑
Shipping container/cooler in good condition?	Yes	☑	No	☐		
Samples in proper containers/bottles?	Yes	☑	No	☐		
Sample containers intact?	Yes	☑	No	☐		
Sufficient sample volume for indicated test?	Yes	☑	No	☐		

Sample Preservation and Hold Time (HT) Information

All samples received within holding time?	Yes	☑	No	☐	NA	☐
Samples Received on Ice?	Yes	☑	No	☐		
(Ice Type: WET ICE)						
Sample/Temp Blank temperature	Temp: 0.1°C				NA	☐
ZHS conditional analyses: VOA meets zero headspace requirement (VOCs, TPHg/BTEX, RSK)?	Yes	☐	No	☐	NA	☑
Sample labels checked for correct preservation?	Yes	☑	No	☐		
pH acceptable upon receipt (Metal: <2)?	Yes	☐	No	☐	NA	☑

UCMR Samples:

pH tested and acceptable upon receipt (200.7: ≤2; 533: 6 - 8; 537.1: 6 - 8)?	Yes	☐	No	☐	NA	☑
Free Chlorine tested and acceptable upon receipt (<0.1mg/L) [not applicable to 200.7]?	Yes	☐	No	☐	NA	☑

Comments:

Laboratory Job Number 547509

Subcontracted Products

Pace Analytical - Mt. Juliet

ANALYTICAL REPORT

December 03, 2025

Enthalpy Analytical - Berkeley, CA

Sample Delivery Group:	L1921432
Samples Received:	11/22/2025
Project Number:	
Description:	Chiquita Canyon Stormwater

Report To:

Zach Barker
2323 Fifth Street
Berkeley, CA 94710

Entire Report Reviewed By:

Jennifer Gambill
Project Manager

Results relate only to the items tested or calibrated and are reported as rounded values. This test report shall not be reproduced, except in full, without written approval of the laboratory. Where applicable, sampling conducted by Pace Analytical National is performed per guidance provided in laboratory standard operating procedures ENV-SOP-MTJL-0067 and ENV-SOP-MTJL-0068. Where sampling conducted by the customer, results relate to the accuracy of the information provided, and as the samples are received.

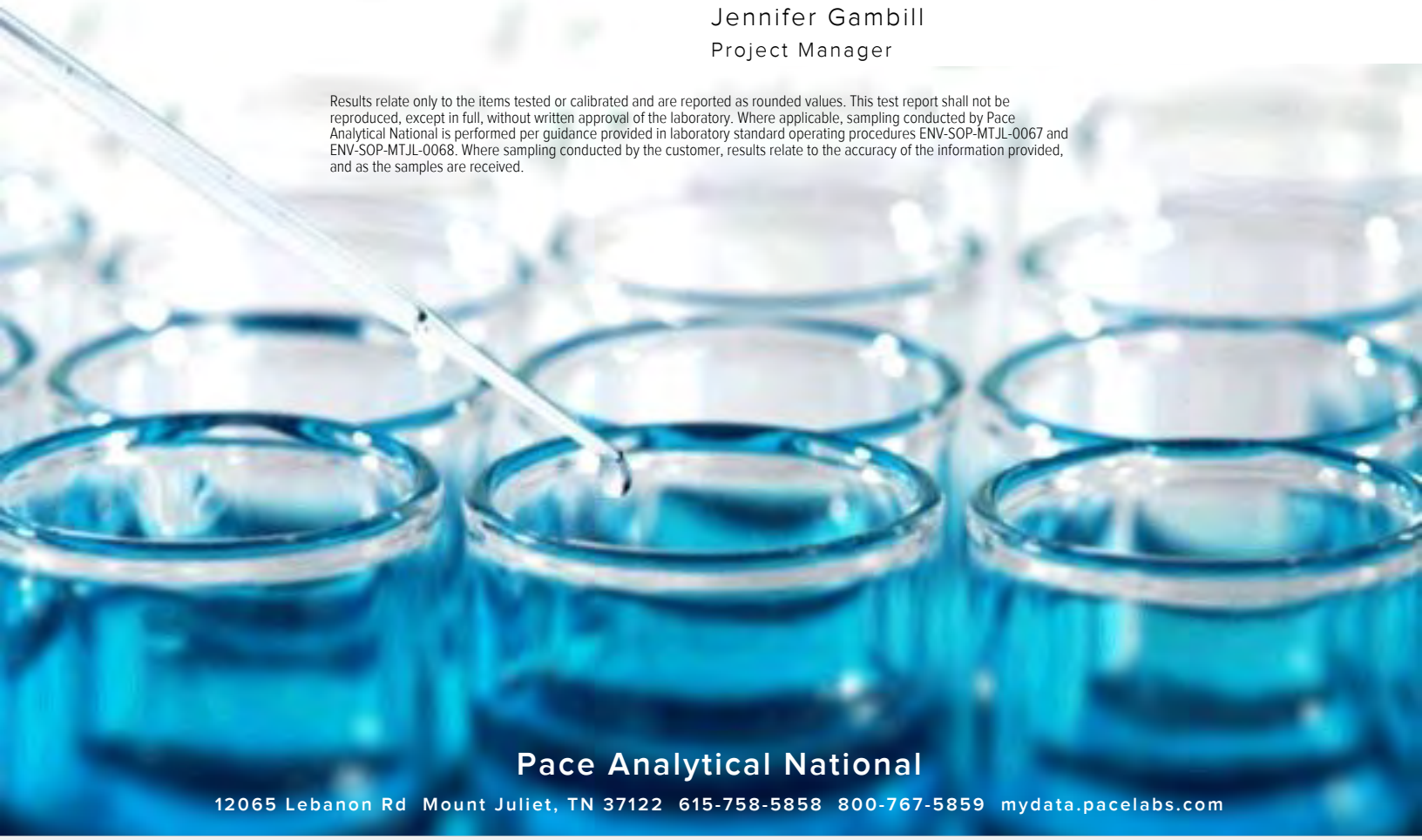

Pace Analytical National
12065 Lebanon Rd Mount Juliet, TN 37122 615-758-5858 800-767-5859 mydata.pacelabs.com

TABLE OF CONTENTS

Cp: Cover Page 1

Tc: Table of Contents 2

Ss: Sample Summary 3

Cn: Case Narrative 4

Sr: Sample Results 5

SOUTH BASIN-WESTERN INLET L1921432-01 5

SOUTH BASIN-EASTERN INLET L1921432-02 6

Qc: Quality Control Summary 7

Semi Volatile Organic Compounds (GC/MS) by Method 625.1 7

Gl: Glossary of Terms 9

Al: Accreditations & Locations 10

Sc: Sample Chain of Custody 11

SOUTH BASIN-WESTERN INLET L1921432-01

Collected by	Collected date/time	Received date/time
	11/20/25 12:35	11/22/25 09:00

Method	Batch	Dilution	Preparation date/time	Analysis date/time	Analyst	Location
Semi Volatile Organic Compounds (GC/MS) by Method 625.1	WG2646145	1	11/25/25 06:26	11/25/25 23:15	VDR	Mt. Juliet, TN

SOUTH BASIN-EASTERN INLET L1921432-02

Collected by	Collected date/time	Received date/time
	11/20/25 13:35	11/22/25 09:00

Method	Batch	Dilution	Preparation date/time	Analysis date/time	Analyst	Location
Semi Volatile Organic Compounds (GC/MS) by Method 625.1	WG2646145	1	11/25/25 06:26	12/02/25 06:32	KB	Mt. Juliet, TN

CASE NARRATIVE

All sample aliquots were received at the correct temperature, in the proper containers, with the appropriate preservatives, and within method specified holding times, unless qualified or notated within the report. Where applicable, all MDL (LOD) and RDL (LOQ) values reported for environmental samples have been corrected for the dilution factor used in the analysis. All Method and Batch Quality Control are within established criteria except where addressed in this case narrative, a non-conformance form or properly qualified within the sample results. By my digital signature below, I affirm to the best of my knowledge, all problems/anomalies observed by the laboratory as having the potential to affect the quality of the data have been identified by the laboratory, and no information or data have been knowingly withheld that would affect the quality of the data.



Jennifer Gambill
Project Manager

Sample Delivery Group (SDG) Narrative

An aliquot for analysis was taken from the original container received due to volume requirements of the laboratory's procedure. Rinsing of the original sample container for inclusion in the sample extraction was not performed.

Lab Sample ID	Project Sample ID	Method
L1921432-01	SOUTH BASIN-WESTERN INLET	625.1
L1921432-02	SOUTH BASIN-EASTERN INLET	625.1

Semi Volatile Organic Compounds (GC/MS) by Method 625.1

Analyte	Result mg/l	Qualifier	MDL mg/l	RDL mg/l	Dilution	Analysis date / time	Batch
Alpha-Terpineol	U	J4	0.000405	0.0100	1	11/25/2025 23:15	WG2646145
(S) Nitrobenzene-d5	*143*			*15.0-314*		*11/25/2025 23:15*	WG2646145
(S) 2-Fluorobiphenyl	*91.5*			*22.0-127*		*11/25/2025 23:15*	WG2646145
(S) p-Terphenyl-d14	*85.9*			*29.0-141*		*11/25/2025 23:15*	WG2646145
(S) Phenol-d5	*40.6*			*8.00-424*		*11/25/2025 23:15*	WG2646145
(S) 2-Fluorophenol	*52.0*			*10.0-120*		*11/25/2025 23:15*	WG2646145
(S) 2,4,6-Tribromophenol	*93.0*			*10.0-153*		*11/25/2025 23:15*	WG2646145

Semi Volatile Organic Compounds (GC/MS) by Method 625.1

Analyte	Result	Qualifier	MDL	RDL	Dilution	Analysis	Batch
	mg/l		mg/l	mg/l		date / time	
Alpha-Terpineol	U	J4	0.000405	0.0100	1	12/02/2025 06:32	WG2646145
(S) Nitrobenzene-d5	*93.7*			*15.0-314*		*12/02/2025 06:32*	WG2646145
(S) 2-Fluorobiphenyl	*82.6*			*22.0-127*		*12/02/2025 06:32*	WG2646145
(S) p-Terphenyl-d14	*71.1*			*29.0-141*		*12/02/2025 06:32*	WG2646145
(S) Phenol-d5	*30.7*			*8.00-424*		*12/02/2025 06:32*	WG2646145
(S) 2-Fluorophenol	*44.5*			*10.0-120*		*12/02/2025 06:32*	WG2646145
(S) 2,4,6-Tribromophenol	*91.5*			*10.0-153*		*12/02/2025 06:32*	WG2646145

Method Blank (MB)

(MB) R4307145-2 11/25/25 21:28

Analyte	MB Result mg/l	MB Qualifier	MB MDL mg/l	MB RDL mg/l
Alpha-Terpineol	U		0.000405	0.0100
(S) Nitrobenzene-d5	*110*			*15.0-314*
(S) 2-Fluorobiphenyl	*72.2*			*22.0-127*
(S) p-Terphenyl-d14	*71.6*			*29.0-141*
(S) Phenol-d5	*20.2*			*8.00-424*
(S) 2-Fluorophenol	*32.9*			*10.0-120*
(S) 2,4,6-Tribromophenol	*66.0*			*10.0-153*

Method Blank (MB)

(MB) R4308802-2 11/26/25 16:47

Analyte	MB Result mg/l	MB Qualifier	MB MDL mg/l	MB RDL mg/l
Alpha-Terpineol	U		0.000405	0.0100

Laboratory Control Sample (LCS)

(LCS) R4307145-1 11/25/25 21:06

Analyte	Spike Amount mg/l	LCS Result mg/l	LCS Rec. %	Rec. Limits %	LCS Qualifier
Alpha-Terpineol	0.0500	0.0685	137	30.0-120	J4
(S) Nitrobenzene-d5			*112*	*15.0-314*	
(S) 2-Fluorobiphenyl			*83.0*	*22.0-127*	
(S) p-Terphenyl-d14			*76.9*	*29.0-141*	
(S) Phenol-d5			*26.9*	*8.00-424*	
(S) 2-Fluorophenol			*36.1*	*10.0-120*	
(S) 2,4,6-Tribromophenol			*92.0*	*10.0-153*	

Laboratory Control Sample (LCS)

(LCS) R4308802-1 11/26/25 16:30

Analyte	Spike Amount mg/l	LCS Result mg/l	LCS Rec. %	Rec. Limits %	LCS Qualifier
Alpha-Terpineol	0.0500	0.0343	68.6	30.0-120	

L1921430-01 Original Sample (OS) • Matrix Spike (MS) • Matrix Spike Duplicate (MSD)

(OS) L1921430-01 11/28/25 16:25 • (MS) R4307623-1 11/28/25 16:46 • (MSD) R4307623-2 11/28/25 17:07

Analyte	Spike Amount mg/l	Original Result mg/l	MS Result mg/l	MSD Result mg/l	MS Rec. %	MSD Rec. %	Dilution	Rec. Limits %	MS Qualifier	MSD Qualifier	RPD %	RPD Limits %
Alpha-Terpineol	0.0500	0.000406	0.0243	0.0256	48.6	51.2	1	30.0-120			5.21	30
(S) Nitrobenzene-d5					*50.3*	*58.7*		*15.0-314*				
(S) 2-Fluorobiphenyl					*74.9*	*78.8*		*22.0-127*				
(S) p-Terphenyl-d14					*76.4*	*79.1*		*29.0-141*				
(S) Phenol-d5					*23.2*	*28.2*		*8.00-424*				
(S) 2-Fluorophenol					*36.2*	*37.4*		*10.0-120*				
(S) 2,4,6-Tribromophenol					*94.0*	*107*		*10.0-153*				

GLOSSARY OF TERMS

Guide to Reading and Understanding Your Laboratory Report

The information below is designed to better explain the various terms used in your report of analytical results from the Laboratory. This is not intended as a comprehensive explanation, and if you have additional questions please contact your project representative.

Results Disclaimer - Information that may be provided by the customer, and contained within this report, include Permit Limits, Project Name, Sample ID, Sample Matrix, Sample Preservation, Field Blanks, Field Spikes, Field Duplicates, On-Site Data, Sampling Collection Dates/Times, and Sampling Location. Results relate to the accuracy of this information provided, and as the samples are received.

Abbreviations and Definitions

MDL	Method Detection Limit.
RDL	Reported Detection Limit.
Rec.	Recovery.
RPD	Relative Percent Difference.
SDG	Sample Delivery Group.
(S)	Surrogate (Surrogate Standard) - Analytes added to every blank, sample, Laboratory Control Sample/Duplicate and Matrix Spike/Duplicate; used to evaluate analytical efficiency by measuring recovery. Surrogates are not expected to be detected in all environmental media.
U	Not detected at the Reporting Limit (or MDL where applicable).
Analyte	The name of the particular compound or analysis performed. Some Analyses and Methods will have multiple analytes reported.
Dilution	If the sample matrix contains an interfering material, the sample preparation volume or weight values differ from the standard, or if concentrations of analytes in the sample are higher than the highest limit of concentration that the laboratory can accurately report, the sample may be diluted for analysis. If a value different than 1 is used in this field, the result reported has already been corrected for this factor.
Limits	These are the target % recovery ranges or % difference value that the laboratory has historically determined as normal for the method and analyte being reported. Successful QC Sample analysis will target all analytes recovered or duplicated within these ranges.
Original Sample	The non-spiked sample in the prep batch used to determine the Relative Percent Difference (RPD) from a quality control sample. The Original Sample may not be included within the reported SDG.
Qualifier	This column provides a letter and/or number designation that corresponds to additional information concerning the result reported. If a Qualifier is present, a definition per Qualifier is provided within the Glossary and Definitions page and potentially a discussion of possible implications of the Qualifier in the Case Narrative if applicable.
Result	The actual analytical final result (corrected for any sample specific characteristics) reported for your sample. If there was no measurable result returned for a specific analyte, the result in this column may state “ND” (Not Detected) or “BDL” (Below Detectable Levels). The information in the results column should always be accompanied by either an MDL (Method Detection Limit) or RDL (Reporting Detection Limit) that defines the lowest value that the laboratory could detect or report for this analyte.
Uncertainty (Radiochemistry)	Confidence level of 2 sigma.
U (Radiochemistry)	Result + Error < MDA.
J (Radiochemistry)	Result < MDA; Result + Error > MDA.
Case Narrative (Cn)	A brief discussion about the included sample results, including a discussion of any non-conformances to protocol observed either at sample receipt by the laboratory from the field or during the analytical process. If present, there will be a section in the Case Narrative to discuss the meaning of any data qualifiers used in the report.
Quality Control Summary (Qc)	This section of the report includes the results of the laboratory quality control analyses required by procedure or analytical methods to assist in evaluating the validity of the results reported for your samples. These analyses are not being performed on your samples typically, but on laboratory generated material.
Sample Chain of Custody (Sc)	This is the document created in the field when your samples were initially collected. This is used to verify the time and date of collection, the person collecting the samples, and the analyses that the laboratory is requested to perform. This chain of custody also documents all persons (excluding commercial shippers) that have had control or possession of the samples from the time of collection until delivery to the laboratory for analysis.
Sample Results (Sr)	This section of your report will provide the results of all testing performed on your samples. These results are provided by sample ID and are separated by the analyses performed on each sample. The header line of each analysis section for each sample will provide the name and method number for the analysis reported.
Sample Summary (Ss)	This section of the Analytical Report defines the specific analyses performed for each sample ID, including the dates and times of preparation and/or analysis.

Qualifier	Description
J4	The associated batch QC was outside the established quality control range for accuracy.

ACCREDITATIONS & LOCATIONS

Pace Analytical National 12065 Lebanon Rd Mount Juliet, TN 37122

Alabama	40660	Nebraska	NE-OS-15-05
Alaska	17-026	Nevada	TN000032021-1
Arizona	AZ0612	New Hampshire	2975
Arkansas	88-0469	New Jersey–NELAP	TN002
California	2932	New Mexico [1]	TN00003
Colorado	TN00003	New York	11742
Connecticut	PH-0197	North Carolina	Env375
Florida	E87487	North Carolina [1]	DW21704
Georgia	NELAP	North Carolina [3]	41
Georgia [1]	923	North Dakota	R-140
Idaho	TN00003	Ohio–VAP	CL0069
Illinois	200008	Oklahoma	9915
Indiana	C-TN-01	Oregon	TN200002
Iowa	364	Pennsylvania	68-02979
Kansas	E-10277	Rhode Island	LAO000356
Kentucky [1 6]	KY90010	South Carolina	84004002
Kentucky [2]	16	South Dakota	n/a
Louisiana	AI30792	Tennessee [1 4]	2006
Louisiana	LA018	Texas	T104704245-20-18
Maine	TN00003	Texas [5]	LAB0152
Maryland	324	Utah	TN000032021-11
Massachusetts	M-TN003	Vermont	VT2006
Michigan	9958	Virginia	110033
Minnesota	047-999-395	Washington	C847
Mississippi	TN00003	West Virginia	233
Missouri	340	Wisconsin	998093910
Montana	CERT0086	Wyoming	A2LA
A2LA – ISO 17025	1461.01	AIHA-LAP,LLC EMLAP	100789
A2LA – ISO 17025 [5]	1461.02	DOD	1461.01
Canada	1461.01	USDA	P330-15-00234
EPA–Crypto	TN00003		

[1] Drinking Water [2] Underground Storage Tanks [3] Aquatic Toxicity [4] Chemical/Microbiological [5] Mold [6] Wastewater n/a Accreditation not applicable

* Not all certifications held by the laboratory are applicable to the results reported in the attached report.

* Accreditation is only applicable to the test methods specified on each scope of accreditation held by Pace Analytical.

ENTHALPY ANALYTICAL

931 West Barkley Ave
Orange, CA 92868
(714) 771-6900

F096

Subcontract Laboratory:
Pace Analytical - Mt. Juliet
12065 Lebanon Road
Mt. Juliet, TN 37122
ATTN: Jennifer Gambill
PO #: Required, to be sent via email

Enthalpy Order: EO-547509
PM: Zach Barker
Email: zach.barker@enthalpy.com
CC: incomingreports@enthalpy.com
Phone: (714) 771-6900

4921432

Results Due: Standard
TAT
Report Level: II
Report To: MDL
EDDs:

Notes:
Chiquita Canyon Stormwater

Sample ID	Collected	Lab ID	# Cont.	Matrix	Analysis Requested	Comment	
SOUTH BASIN - WESTERN INLET	20-NOV-2025 12:35	547509-001	1	Water	EPA 625.1 Alpha Terpineol	Report alpha-terpineol only	-01
SOUTH BASIN - EASTERN INLET	20-NOV-2025 13:35	547509-002	1	Water	EPA 625.1 Alpha Terpineol	Report alpha-terpineol only	-02

Notes:	Relinquished By:	Received By:
	[signature]	CRoberto
	Date: 11.21.25 15:08	Date: 11.22.25 0900
	Date:	Date:
	Date:	Date:

8862 8820 5042

2.1±0.2.1 TUA9

Sample Receipt Checklist

COC Seal Present/Intact: __Y__N ✓NP
COC Signed/Accurate: ✓Y__N
Bottles arrive intact: ✓Y__N
Correct bottles used: ✓Y__N
Sufficient volume sent: ✓Y__N
RA Screen <0.5 mR/hr: ✓Y__N

If Applicable
VOA Zero Headspace: __Y__N
Pres. Correct/Check: __Y__N
Condition: __NCF ✓OK

Enthalpy Analytical
931 West Barkley Ave
Orange, CA 92868
(714) 771-6900

enthalpy.com

Lab Job Number : 547508
Report Level : II
Report Date : 12/09/2025

Analytical Report *prepared for:*

Kate Logan
Waste Connections
Chiquita Canyon Landfill
29201 Henry Mayo Drive
Castaic, CA 91384

Project: CCLF STORMWATER - Chiquita Canyon Stormwater

Authorized for release by:



Zach Barker, Project Manager
zach.barker@enthalpy.com

This data package has been reviewed for technical correctness and completeness. Release of this data has been authorized by the Laboratory Manager or the Manager's designee, as verified by the above signature which applies to this PDF file as well as any associated electronic data deliverable files. The results contained in this report meet all requirements of NELAP and pertain only to those samples which were submitted for analysis. This report may be reproduced only in its entirety.

CA ELAP# 1338, CA ELAP #1338-S1, NELAP# 4038, SCAQMD LAP# 18LA0518, LACSD ID# 10105, ORELAP# 4197

ENTHALPY ANALYTICAL

Sample Summary

Kate Logan Waste Connections Chiquita Canyon Landfill 29201 Henry Mayo Drive Castaic, CA 91384		Lab Job #: Project No: Location: Date Received:	547508 CCLF STORMWATER Chiquita Canyon Stormwater 11/20/25

Sample ID	Lab ID	Collected	Matrix
SOUTH	547508-001	11/20/25 14:15	Water

Case Narrative

Waste Connections Chiquita Canyon Landfill 29201 Henry Mayo Drive Castaic, CA 91384 Kate Logan	Lab Job Number: 547508 Project No: CCLF STORMWATER Location: Chiquita Canyon Stormwater Date Received: 11/20/25

This data package contains sample and QC results for one water sample, requested for the above referenced project on 11/20/25. The sample was received in good condition.

Volatile Organics by GC/MS (EPA 8260B):

- High RPD was observed for chlorobenzene in the MS/MSD for batch 388225; the parent sample was not a project sample, the RPD was acceptable in the BS/BSD, and this analyte was not detected at or above the RL in the associated sample.
- SOUTH (lab # 547508-001) had pH greater than 2.
- No other analytical problems were encountered.

Semivolatile Organics by GC/MS (EPA 8270C):
No analytical problems were encountered.

Semivolatile Organics by GC/MS (EPA 625.1):
No analytical problems were encountered.

Semivolatile Organics by GC/MS SIM (EPA 8270C-SIM):
No analytical problems were encountered.

Pesticides (EPA 8081A):
No analytical problems were encountered.

Total Organic Carbon by IR (SM 5310B):
No analytical problems were encountered.

PCBs (EPA 8082):
No analytical problems were encountered.

Metals (EPA 200.7, EPA 200.8, and EPA 245.1):

- High recovery was observed for iron in the MSD for batch 388161; the parent sample was not a project sample, the LCS was within limits, and the associated RPD was within limits.
- High recoveries were observed for boron in the MS/MSD for batch 388174; the parent sample was not a project sample, the LCS was within limits, and the associated RPD was within limits.
- High recovery was observed for boron in the MS for batch 388174; the parent sample was not a project sample, the LCS was within limits, and the associated RPD was within limits.
- No other analytical problems were encountered.

Ion Chromatography (EPA 300.0):
No analytical problems were encountered.

Conductivity (SM2510B):
No analytical problems were encountered.

Total Oil & Grease (HEM) (EPA 1664A):

- Matrix spikes were not performed for this analysis due to insufficient sample volume.
- No analytical problems were encountered.

Total Phenolics (EPA 420.1):
No analytical problems were encountered.

Alkalinity (SM2320B):
No analytical problems were encountered.

Sulfide (SM 4500-S2-D):
No analytical problems were encountered.

Total Dissolved Solids (TDS) (SM2540C):
No analytical problems were encountered.

Total Suspended Solids (TSS) (SM2540D):

- High RPD was observed for total suspended solids in the SDUP for batch 388520; the parent sample was not a project sample.
- No other analytical problems were encountered.

Chemical Oxygen Demand (SM5220D):
No analytical problems were encountered.

Biochemical Oxygen Demand (SM5210B):
No analytical problems were encountered.

Turbidity (SM2130B):
No analytical problems were encountered.

Cyanide - Semi-Automated Method (SM 4500-CN-E and SM 4500-CN-E):
No analytical problems were encountered.

Coliform - 9221 Tests (SM 9221B and SM 9221F):
No analytical problems were encountered.

Ammonia and TKN- Semi-Automated Method (SM 4500-NH3-G):

- High recovery was observed for ammonia-N in the MSD for batch 389023; the parent sample was not a project sample, and the LCS was within limits. High RPD was also observed for ammonia-N in the MS/MSD for batch 389023.
- No other analytical problems were encountered.

Organophosphorus Pesticides (EPA 8141A):
Pace Laboratories in Bakersfield, CA performed the analysis (see sublab report section for certifications). Please see the Pace Laboratories case narrative.

8151A Chlorinated Herbicides (EPA 8151A):
McCampbell Analytical, Inc. in Pittsburg, CA performed the analysis (NELAP certified). Please see the McCampbell Analytical, Inc. case narrative.

RSK-175 CO2 (RSK-175):
McCampbell Analytical, Inc. in Pittsburg, CA performed the analysis (see sublab report section for certifications). Please see the McCampbell Analytical, Inc. case narrative.

Dioxins & Furans (EPA 8290):
Enthalpy - El Dorado Hills in El Dorado Hills, CA performed the analysis (see sublab report section for certifications). Please see the Enthalpy - El Dorado Hills case narrative.

EPA 625.1 (EPA 625.1):
Pace Analytical - Mt. Juliet in Mt. Juliet, TN performed the analysis (see sublab report section for certifications). Please see the Pace Analytical - Mt. Juliet case narrative.

ENTHALPY ANALYTICAL

Chain of Custody Record

Lab No: 547508

Page: 1 of 3

Turn Around Time (rush by advanced notice only)

Standard:	X	5 Day:		3 Day:	
2 Day:		1 Day:		Custom TAT:	

Enthalpy Analytical - Orange

931 W. Barkley Avenue, Orange, CA 92868

Phone 714-771-6900

Matrix: A = Air S = Soil/Solid W = Water DW = Drinking Wate SD = Sediment PP = Pure Product SEA = Sea Water SW = Swab T = Tissue WP = Wipe O = Other

Preservatives: 1 = $Na_2S_2O_3$ 2 = HCl 3 = HNO_3 4 = H_2SO_4 5 = NaOH 6 = Other

Sample Receipt Temp: (lab use only)

CUSTOMER INFORMATION		PROJECT INFORMATION	
Company:	Chiquita Canyon, LLC	Name:	SW - Inlets
Report To:	Kate Logan	Number:	
Email:	kate.logan@wasteconnections.com	P.O. #:	
Address:	29201 Henry Mayo Drive	Address:	29201 Henry Mayo Drive
	Castaic, CA 91384		Castaic, CA 91384
Phone:	682-559-3880	Global ID:	
Fax:		Sampled By:	CH, MT

	Sample ID	Sampling Date	Sampling Time	Matrix	Container No. / Size	Pres.	200.7/200.8 Metals (see comments)	245.1 Mercury	4500-CN-E Cyanide	8081 Pesticides / 8082 PCBs	8141 Organophosphorous Pesticides	8151 Herbicides	8260 VOCs	8260 Acrolein/Acrylonitrile	8270C	8290 2,3,7,8-TCDD	Test Instructions / Comments
1	South	11/20/25	1415	W	31	6,2,4,1	X	X	X	X	X	X	X	X	X	X	Temp: 15.3°C, pH 7.33
2																	
3																	
4																	
5																	
6																	
7																	
8																	
9																	
10																	

Test Instructions / Comments

200.8 - Ag, As, B, Ba, Be, Cd, Co, Cr, Cu, Ni, Mn, Pb, Sb, Se, Sn, Tl, V, Zn
200.7 - Fe, Ca, K, Mg, Na

Additional email recipients:
matt.breuer@wasteconnections.com
stormwater@wasteconnections.com
tmb@swteng.com
aav@swteng.com

Direct invoices to:
Maribel Bolanos
(661) 257-3665

Login 547508

	Signature	Print Name	Company / Title	Date / Time
[1] Relinquished By:		Corey Hercyk	CTEH	11/20/25 1820
[1] Received By:		Anna Roberts	EA	11-20-25 18:20
[2] Relinquished By:				
[2] Received By:				
[3] Relinquished By:				
[3] Received By:				

ENTHALPY ANALYTICAL

Chain of Custody Record

Lab No: 547508

Page: 2 of 3

Turn Around Time (rush by advanced notice only)

Standard:	X	5 Day:		3 Day:	
2 Day:		1 Day:		Custom TAT:	

Enthalpy Analytical - Orange

931 W. Barkley Avenue, Orange, CA 92868

Phone 714-771-6900

Matrix: A = Air S = Soil/Solid W = Water DW = Drinking Wate SD = Sediment PP = Pure Product SEA = Sea Water SW = Swab T = Tissue WP = Wipe O = Other

Preservatives: 1 = $Na_2S_2O_3$ 2 = HCl 3 = HNO_3 4 = H_2SO_4 5 = NaOH 6 = Other

Sample Receipt Temp: (lab use only)

CUSTOMER INFORMATION		PROJECT INFORMATION	
Company:	Chiquita Canyon, LLC	Name:	SW - Inlets
Report To:	Kate Logan	Number:	
Email:	kate.logan@wasteconnections.com	P.O. #:	
Address:	29201 Henry Mayo Drive	Address:	29201 Henry Mayo Drive
	Castaic, CA 91384		Castaic, CA 91384
Phone:	682-559-3880	Global ID:	
Fax:		Sampled By:	CH, MT

	Sample ID	Sampling Date	Sampling Time	Matrix	Container No. / Size	Pres.	SM4500-S2-D Total Sulfide	420.1 Total Phenolics	1664A Oil and Grease	9221B Tota Coliform	9221F E. Coli	300.0 Cl, Br, Fl, NO3, NO2, SO4	2540D TSS	5310B TOC	8270 SIM 1,4-Dioxane	SM2320B Alkalinity	Test Instructions / Comments
1	South	11/20/25	1415	W	31	6,2,4,1	X	X	X	X	X	X	X	X	X	X	Temp: 15.3°C, pH 7.33
2																	
3																	
4																	
5																	
6																	
7																	
8																	
9																	
10																	

Analysis Request

Test Instructions / Comments

Additional email recipients:
matt.breuer@wasteconnections.com
stormwater@wasteconnections.com
tmb@swteng.com
aav@swteng.com

Direct invoices to:
Maribel Bolanos
(661) 257-3665

	Signature	Print Name	Company / Title	Date / Time
[1] Relinquished By:	[signature]	Collelz Hercyh	CTEH	11/20/25 1820
[1] Received By:	[signature]	Anna Roberts	EA	11-20-25 18:20
[2] Relinquished By:				
[2] Received By:				
[3] Relinquished By:				
[3] Received By:				

ENTHALPY ANALYTICAL

Chain of Custody Record

Lab No: 547508

Page: 3 of 3

Turn Around Time (rush by advanced notice only)

Standard:	X	5 Day:		3 Day:	
2 Day:		1 Day:		Custom TAT:	

Enthalpy Analytical - Orange

931 W. Barkley Avenue, Orange, CA 92868

Phone 714-771-6900

Matrix: A = Air S = Soil/Solid W = Water DW = Drinking Wate SD = Sediment PP = Pure Product SEA = Sea Water SW = Swab T = Tissue WP = Wipe O = Other

Preservatives: 1 = $Na_2S_2O_3$ 2 = HCl 3 = HNO_3 4 = H_2SO_4 5 = NaOH 6 = Other

Sample Receipt Temp: (lab use only)

CUSTOMER INFORMATION		PROJECT INFORMATION	
Company:	Chiquita Canyon, LLC	Name:	SW - Inlets
Report To:	Kate Logan	Number:	
Email:	kate.logan@wasteconnections.com	P.O. #:	
Address:	29201 Henry Mayo Drive	Address:	29201 Henry Mayo Drive
	Castaic, CA 91384		Castaic, CA 91384
Phone:	682-559-3880	Global ID:	
Fax:		Sampled By:	CH, MT

	Sample ID	Sampling Date	Sampling Time	Matrix	Container No. / Size	Pres.	SM5220D Chemical Oxygen Demand	SM2510B Specific Conductance	RSK-175 Carbon Dioxide	2540E TDS	SM2130B Turbidity	350.1 Ammonia	625.1 - See Comments	625.1 Alpha-Terpineol	SM5210B BOD		Test Instructions / Comments
1	South	11/20/25	1415	W	31	6,2,4,1	X	X	X	X	X	X	X	X	X	X	Temp: 15.3°C, pH 7.33
2																	
3																	
4																	
5																	
6																	
7																	
8																	
9																	
10																	

Analysis Request

Test Instructions / Comments

625.1 - Benzoic Acid, Pyridine, Phenol, 2-methylphenol, 3,4-methylphenol, Cresol, Naphthalene, alpha-terpineol

Additional email recipients:
matt.breuer@wasteconnections.com
stormwater@wasteconnections.com
tmb@swteng.com
aav@swteng.com

Direct invoices to:
Maribel Bolanos
(661) 257-3665

	Signature	Print Name	Company / Title	Date / Time
[1] Relinquished By:		Caleb Herrgh	CTH	11/20/25 1820
[1] Received By:		Anna Roberts	ENTHALPY	11-20-25 18:20
[2] Relinquished By:				
[2] Received By:				
[3] Relinquished By:				
[3] Received By:				

SAMPLE RECEIPT CHECKLIST

Section 1: General Info

Date Received: 11/20/25 WO# 547508 Client: Waste Connections

Section 2: Shipping / Custody **Are custody seals present?** ☐ Yes ☒ No

Custody seals intact on arrival? ■ N/A ☐ Yes ☐ No ☐ On cooler / box ☐ On samples

☐ Courier ■ Walk-In ☐ Field Sampling ☐ Shipping Info: _____

Section 3a: Condition / Packaging ☐ **Outside 0.0 - 6.0°C (0.0 - 10.0°C for microbiology) (PM notified)**

Date Opened 11/20/25 By (initials) AGR Type of ice used: ■ Wet ☐ Blue/Gel ☐ None

☐ Samples received on ice directly from the field; cooling process had begun. (if checked, skip temperatures)

☐ Sample matrix doesn't require cooling (e.g. air, bulk PCB). (if checked, skip temperatures)

If no cooler: Observed/Adjusted Temp (°C): _____ / _____ Thermometer/IR Gun: IR10 CF: +0.2

Cooler Temp (°C) #1: 3.1 / 3.3 #2: 5.6 / 5.8 #3: 2.9 / 3.1 #4: 5.5 / 5.7 #5: 5.5 / 5.4 #6: 4.0 / 4.2

Section 3b: Microbiology Samples ☐ **No microbiology samples submitted (skip 3b)**

■ Within temp range 0.0 - 10.0°C or received on ice directly from field.

■ Adequate headspace for microbiology analysis.

Section 3c: Air Samples ■ **No air samples submitted (skip 3c)**

☐ 1.4L Canisters ☐ 6L Canisters ☐ Tedlar Bags ☐ MCE Cassettes ☐ Sorbent Tubes ☐ Other _____

Section 4: Containers / Labels / Samples	YES	NO	N/A
1) Were custody papers present, filled properly, and legible?	X		
2) Is the sampler's name present on the CoC?	X		
3) Were containers received in good condition (unbroken / unopened / uncompromised)?	X		
4) Were the samples bagged? (required for microbiology samples; recommended for soil samples)	X		
5) Were all of, and only, the correct samples received?	X		
6) Are sample labels present, legible, and in agreement with the CoC?	X		
7) Does the container count match the CoC?	X		
8) Was sufficient sample volume / mass received for the analyses requested?	X		
9) Were samples received in proper containers for the analyses requested?	X		
10) Were samples received with > 1/2 holding time remaining?		X	
11) Are samples properly preserved as indicated by CoC / labels?	X		
12) Unpreserved VOAs received - If necessary, was the hold time changed in LIMS?		X	
13) Are VOA vials free from headspace/bubbles > 6mm?	X		

Section 5: Explanations / Comments

(If no comments are made, then no discrepancies noted.)

☐ **No additional discrepancies**

Date Logged 11/20/25 **By (print)** ABD **(sign)** ADW

Date Labeled 11/20/25 **By (print)** AGR **(sign)** ADW for AGR

ENTHALPY ANALYTICAL

Analysis Results for 547508

Kate Logan
Waste Connections
Chiquita Canyon Landfill
29201 Henry Mayo Drive
Castaic, CA 91384

Lab Job #: 547508
Project No: CCLF STORMWATER
Location: Chiquita Canyon Stormwater
Date Received: 11/20/25

Sample ID: SOUTH **Lab ID: 547508-001** **Collected: 11/20/25 14:15**
Matrix: Water

547508-001 Analyte	Result	Qual	Units	RL	MDL	DF	Batch	Prepared	Analyzed	Chemist
Method: EPA 1664A Prep Method: METHOD										
Total Oil and Grease	ND		mg/L	5.2	1.0	1	388822	12/02/25	12/02/25	CKN
Method: EPA 200.7 Prep Method: EPA 3015A										
Calcium	**110**		mg/L	10	4.6	10	388161	11/21/25	11/24/25	SBW
Iron	**6.3**		mg/L	0.10	0.055	1	388161	11/21/25	11/21/25	SBW
Magnesium	**20**		mg/L	0.10	0.051	1	388161	11/21/25	11/21/25	SBW
Potassium	**40**		mg/L	0.50	0.50	1	388161	11/21/25	11/21/25	SBW
Sodium	**82**		mg/L	0.60	0.38	1	388161	11/21/25	11/21/25	SBW
Method: EPA 200.8 Prep Method: EPA 3015A										
Antimony	**2.0**		ug/L	2.0	1.3	1	388174	11/21/25	12/03/25	KAM
Arsenic	**13**		ug/L	2.0	0.21	1	388174	11/21/25	11/22/25	KAM
Barium	**98**		ug/L	5.0	0.33	1	388174	11/21/25	11/22/25	KAM
Beryllium	**0.13**	J	ug/L	1.0	0.062	1	388174	11/21/25	11/22/25	KAM
Boron	**340**		ug/L	100	60	10	388174	11/21/25	11/26/25	KAM
Cadmium	**0.29**	J	ug/L	1.0	0.11	1	388174	11/21/25	11/22/25	KAM
Chromium	**8.3**		ug/L	5.0	0.34	1	388174	11/21/25	11/22/25	KAM
Cobalt	**3.6**		ug/L	1.0	0.068	1	388174	11/21/25	11/22/25	KAM
Copper	**22**		ug/L	3.0	0.71	1	388174	11/21/25	11/22/25	KAM
Lead	**5.9**		ug/L	5.0	0.16	1	388174	11/21/25	11/22/25	KAM
Manganese	**110**		ug/L	10	1.7	1	388174	11/21/25	11/22/25	KAM
Nickel	**9.7**		ug/L	5.0	1.3	1	388174	11/21/25	11/22/25	KAM
Selenium	**2.0**	J	ug/L	4.0	1.6	1	388174	11/21/25	11/22/25	KAM
Silver	ND		ug/L	5.0	0.50	1	388174	11/21/25	11/22/25	KAM
Thallium	ND		ug/L	1.0	0.42	1	388174	11/21/25	11/22/25	KAM
Tin	ND		ug/L	5.0	0.33	1	388174	11/21/25	11/22/25	KAM
Vanadium	**16**		ug/L	5.0	0.26	1	388174	11/21/25	11/22/25	KAM
Zinc	**36**		ug/L	10	7.6	1	388174	11/21/25	11/22/25	KAM
Method: EPA 245.1 Prep Method: EPA 245.1										
Mercury	ND		ug/L	0.40	0.032	1	388336	11/24/25	11/24/25	DXC
Method: EPA 300.0 Prep Method: METHOD										
Fluoride	**0.23**		mg/L	0.20	0.059	1	388072	11/20/25 17:02	11/20/25 23:05	KUM
Chloride	**75**		mg/L	1.0	0.26	1	388072	11/20/25 17:02	11/20/25 23:05	KUM
Nitrogen, Nitrite	**0.58**		mg/L	0.10	0.02	1	388072	11/20/25 17:02	11/20/25 23:05	KUM

Results for any subcontracted analyses are not included in this section.

ENTHALPY ANALYTICAL

Analysis Results for 547508

547508-001 Analyte	Result	Qual	Units	RL	MDL	DF	Batch	Prepared	Analyzed	Chemist
Bromide	**0.13**	J	mg/L	0.30	0.061	1	388072	11/20/25 17:02	11/20/25 23:05	KUM
Nitrogen, Nitrate	**6.2**		mg/L	0.10	0.05	1	388072	11/20/25 17:02	11/20/25 23:05	KUM
Sulfate	**250**		mg/L	5.0	0.91	5	388072	11/20/25 17:02	11/20/25 23:24	KUM
Method: EPA 350.1 Prep Method: METHOD										
Ammonia-N	**0.98**		mg/L	0.10	0.050	1	389023	12/03/25	12/04/25	JAK
Method: EPA 420.1 Prep Method: METHOD										
Total Phenolics	**0.045**		mg/L	0.010	0.0065	1	388905	12/02/25	12/02/25	LVL
Method: EPA 625.1 Prep Method: EPA 3510C										
Pyridine	ND		ug/L	10	2.9	1	388120	11/22/25	11/22/25	ZFA
Phenol	ND		ug/L	10	2.2	1	388120	11/22/25	11/22/25	ZFA
2-Methylphenol	ND		ug/L	10	3.3	1	388120	11/22/25	11/22/25	ZFA
3-,4-Methylphenol	ND		ug/L	10	3.1	1	388120	11/22/25	11/22/25	ZFA
Benzoic acid	ND		ug/L	51	11	1	388120	11/22/25	11/22/25	ZFA
Naphthalene	ND		ug/L	10	3.7	1	388120	11/22/25	11/22/25	ZFA
Cresol	ND		ug/L	10		1	388120	11/22/25	11/22/25	ZFA
Method: EPA 8081A Prep Method: EPA 3510C										
alpha-BHC	ND		ug/L	0.05	0.02	0.96	388247	11/22/25	11/25/25	XLY
beta-BHC	ND		ug/L	0.05	0.02	0.96	388247	11/22/25	11/25/25	XLY
gamma-BHC	ND		ug/L	0.05	0.02	0.96	388247	11/22/25	11/25/25	XLY
delta-BHC	ND		ug/L	0.05	0.02	0.96	388247	11/22/25	11/25/25	XLY
Heptachlor	ND		ug/L	0.05	0.01	0.96	388247	11/22/25	11/25/25	XLY
Aldrin	ND		ug/L	0.05	0.02	0.96	388247	11/22/25	11/25/25	XLY
Heptachlor epoxide	ND		ug/L	0.05	0.02	0.96	388247	11/22/25	11/25/25	XLY
Endosulfan I	ND		ug/L	0.05	0.02	0.96	388247	11/22/25	11/25/25	XLY
Dieldrin	ND		ug/L	0.1	0.01	0.96	388247	11/22/25	11/25/25	XLY
4,4'-DDE	ND		ug/L	0.1	0.02	0.96	388247	11/22/25	11/25/25	XLY
Endrin	ND		ug/L	0.1	0.02	0.96	388247	11/22/25	11/25/25	XLY
Endosulfan II	ND		ug/L	0.1	0.02	0.96	388247	11/22/25	11/25/25	XLY
Endosulfan sulfate	ND		ug/L	0.1	0.02	0.96	388247	11/22/25	11/25/25	XLY
4,4'-DDD	ND		ug/L	0.1	0.02	0.96	388247	11/22/25	11/25/25	XLY
Endrin aldehyde	ND		ug/L	0.1	0.02	0.96	388247	11/22/25	11/25/25	XLY
Endrin ketone	ND		ug/L	0.1	0.02	0.96	388247	11/22/25	11/25/25	XLY
4,4'-DDT	ND		ug/L	0.1	0.04	0.96	388247	11/22/25	11/25/25	XLY
Methoxychlor	ND		ug/L	0.1	0.06	0.96	388247	11/22/25	11/25/25	XLY
Toxaphene	ND		ug/L	1.9	0.8	0.96	388247	11/22/25	11/25/25	XLY
Chlordane (Technical)	ND		ug/L	1.0	0.2	0.96	388247	11/22/25	11/25/25	XLY
Surrogates				**Limits**						
TCMX	80%		%REC	29-120		0.96	388247	11/22/25	11/25/25	XLY
Decachlorobiphenyl	80%		%REC	33-132		0.96	388247	11/22/25	11/25/25	XLY
Method: EPA 8082 Prep Method: EPA 3510C										
Aroclor-1016	ND		ug/L	0.48	0.29	0.96	388247	11/22/25	11/25/25	XLY
Aroclor-1221	ND		ug/L	0.48	0.34	0.96	388247	11/22/25	11/25/25	XLY
Aroclor-1232	ND		ug/L	0.48	0.30	0.96	388247	11/22/25	11/25/25	XLY
Aroclor-1242	ND		ug/L	0.48	0.40	0.96	388247	11/22/25	11/25/25	XLY

Results for any subcontracted analyses are not included in this section.

ENTHALPY ANALYTICAL

Analysis Results for 547508

547508-001 Analyte	Result	Qual	Units	RL	MDL	DF	Batch	Prepared	Analyzed	Chemist
Aroclor-1248	ND		ug/L	0.48	0.22	0.96	388247	11/22/25	11/25/25	XLY
Aroclor-1254	ND		ug/L	0.48	0.33	0.96	388247	11/22/25	11/25/25	XLY
Aroclor-1260	ND		ug/L	0.48	0.32	0.96	388247	11/22/25	11/25/25	XLY
Aroclor-1262	ND		ug/L	0.48	0.38	0.96	388247	11/22/25	11/25/25	XLY
Aroclor-1268	ND		ug/L	0.48	0.33	0.96	388247	11/22/25	11/25/25	XLY
Surrogates				**Limits**						
Decachlorobiphenyl (PCB)	73%		%REC	28-138		0.96	388247	11/22/25	11/25/25	XLY
Method: EPA 8260B Prep Method: EPA 5030B										
Carbon Disulfide	ND		ug/L	5.0	0.3	1	388225	11/22/25	11/22/25	ZST
Chloroprene	ND		ug/L	200	0.3	1	388225	11/22/25	11/22/25	ZST
3-Chloropropene	ND		ug/L	5.0	0.2	1	388225	11/22/25	11/22/25	ZST
Ethyl methacrylate	ND		ug/L	50	2.4	1	388225	11/22/25	11/22/25	ZST
Ethanol	ND		ug/L	500	130	1	388225	11/22/25	11/22/25	ZST
2-Hexanone	ND		ug/L	5.0	0.6	1	388225	11/22/25	11/22/25	ZST
Isopropanol (IPA)	ND		ug/L	200	40	1	388225	11/22/25	11/22/25	ZST
Methyl acrylonitrile	ND		ug/L	35	1.3	1	388225	11/22/25	11/22/25	ZST
Vinyl Acetate	ND		ug/L	50	2.4	1	388225	11/22/25	11/22/25	ZST
Acrolein	ND		ug/L	200	2.0	1	388225	11/22/25	11/22/25	ZST
Acrylonitrile	ND		ug/L	10	0.3	1	388225	11/22/25	11/22/25	ZST
Freon 12	ND		ug/L	5.0	0.2	1	388225	11/22/25	11/22/25	ZST
Chloromethane	ND		ug/L	5.0	0.1	1	388225	11/22/25	11/22/25	ZST
Vinyl Chloride	ND		ug/L	5.0	0.1	1	388225	11/22/25	11/22/25	ZST
Bromomethane	ND		ug/L	5.0	0.3	1	388225	11/22/25	11/22/25	ZST
Chloroethane	ND		ug/L	5.0	0.05	1	388225	11/22/25	11/22/25	ZST
Trichlorofluoromethane	ND		ug/L	5.0	0.08	1	388225	11/22/25	11/22/25	ZST
Iodomethane	ND		ug/L	5.0		1	388225	11/22/25	11/22/25	ZST
Acetone	ND		ug/L	100	8.8	1	388225	11/22/25	11/22/25	ZST
Freon 113	ND		ug/L	5.0	0.1	1	388225	11/22/25	11/22/25	ZST
1,1-Dichloroethene	ND		ug/L	5.0	0.1	1	388225	11/22/25	11/22/25	ZST
Methylene Chloride	ND		ug/L	10	0.2	1	388225	11/22/25	11/22/25	ZST
MTBE	ND		ug/L	5.0	0.1	1	388225	11/22/25	11/22/25	ZST
trans-1,2-Dichloroethene	ND		ug/L	5.0	0.1	1	388225	11/22/25	11/22/25	ZST
1,1-Dichloroethane	ND		ug/L	5.0	0.07	1	388225	11/22/25	11/22/25	ZST
2-Butanone	**1.6**	J	ug/L	10	0.9	1	388225	11/22/25	11/22/25	ZST
cis-1,2-Dichloroethene	ND		ug/L	5.0	0.09	1	388225	11/22/25	11/22/25	ZST
2,2-Dichloropropane	ND		ug/L	5.0	0.09	1	388225	11/22/25	11/22/25	ZST
Chloroform	**0.09**	J	ug/L	5.0	0.07	1	388225	11/22/25	11/22/25	ZST
Bromochloromethane	ND		ug/L	5.0	0.1	1	388225	11/22/25	11/22/25	ZST
1,1,1-Trichloroethane	ND		ug/L	5.0	0.03	1	388225	11/22/25	11/22/25	ZST
1,1-Dichloropropene	ND		ug/L	5.0	0.08	1	388225	11/22/25	11/22/25	ZST
Carbon Tetrachloride	ND		ug/L	5.0	0.07	1	388225	11/22/25	11/22/25	ZST
1,2-Dichloroethane	ND		ug/L	5.0	0.09	1	388225	11/22/25	11/22/25	ZST
Benzene	ND		ug/L	1.0	0.07	1	388225	11/22/25	11/22/25	ZST
Trichloroethene	ND		ug/L	5.0	0.05	1	388225	11/22/25	11/22/25	ZST
1,2-Dichloropropane	ND		ug/L	5.0	0.07	1	388225	11/22/25	11/22/25	ZST
Bromodichloromethane	ND		ug/L	5.0	0.05	1	388225	11/22/25	11/22/25	ZST
Dibromomethane	ND		ug/L	5.0	0.1	1	388225	11/22/25	11/22/25	ZST
4-Methyl-2-Pentanone	ND		ug/L	5.0	0.5	1	388225	11/22/25	11/22/25	ZST
cis-1,3-Dichloropropene	ND		ug/L	5.0	0.08	1	388225	11/22/25	11/22/25	ZST
Toluene	ND		ug/L	5.0	0.05	1	388225	11/22/25	11/22/25	ZST
trans-1,3-Dichloropropene	ND		ug/L	5.0	0.03	1	388225	11/22/25	11/22/25	ZST

Results for any subcontracted analyses are not included in this section.

ENTHALPY ANALYTICAL

Analysis Results for 547508

547508-001 Analyte	Result	Qual	Units	RL	MDL	DF	Batch	Prepared	Analyzed	Chemist
1,1,2-Trichloroethane	ND		ug/L	5.0	0.06	1	388225	11/22/25	11/22/25	ZST
1,3-Dichloropropane	ND		ug/L	5.0	0.1	1	388225	11/22/25	11/22/25	ZST
Tetrachloroethene	ND		ug/L	5.0	0.09	1	388225	11/22/25	11/22/25	ZST
Dibromochloromethane	ND		ug/L	5.0	0.07	1	388225	11/22/25	11/22/25	ZST
1,2-Dibromoethane	ND		ug/L	5.0	0.07	1	388225	11/22/25	11/22/25	ZST
Chlorobenzene	ND		ug/L	5.0	0.05	1	388225	11/22/25	11/22/25	ZST
1,1,1,2-Tetrachloroethane	ND		ug/L	5.0	0.06	1	388225	11/22/25	11/22/25	ZST
Ethylbenzene	ND		ug/L	5.0	0.04	1	388225	11/22/25	11/22/25	ZST
m,p-Xylenes	ND		ug/L	5.0	0.1	1	388225	11/22/25	11/22/25	ZST
o-Xylene	ND		ug/L	5.0	0.06	1	388225	11/22/25	11/22/25	ZST
Styrene	ND		ug/L	5.0	0.06	1	388225	11/22/25	11/22/25	ZST
Bromoform	ND		ug/L	5.0	0.08	1	388225	11/22/25	11/22/25	ZST
Isopropylbenzene	ND		ug/L	5.0	0.06	1	388225	11/22/25	11/22/25	ZST
1,1,2,2-Tetrachloroethane	ND		ug/L	5.0	0.06	1	388225	11/22/25	11/22/25	ZST
1,2,3-Trichloropropane	ND		ug/L	5.0	0.09	1	388225	11/22/25	11/22/25	ZST
Propylbenzene	ND		ug/L	5.0	0.05	1	388225	11/22/25	11/22/25	ZST
Bromobenzene	ND		ug/L	5.0	0.06	1	388225	11/22/25	11/22/25	ZST
1,3,5-Trimethylbenzene	ND		ug/L	5.0	0.08	1	388225	11/22/25	11/22/25	ZST
2-Chlorotoluene	ND		ug/L	5.0	0.07	1	388225	11/22/25	11/22/25	ZST
4-Chlorotoluene	ND		ug/L	5.0	0.08	1	388225	11/22/25	11/22/25	ZST
tert-Butylbenzene	ND		ug/L	5.0	0.07	1	388225	11/22/25	11/22/25	ZST
1,2,4-Trimethylbenzene	ND		ug/L	5.0	0.07	1	388225	11/22/25	11/22/25	ZST
sec-Butylbenzene	ND		ug/L	5.0	0.06	1	388225	11/22/25	11/22/25	ZST
para-Isopropyl Toluene	ND		ug/L	5.0	0.05	1	388225	11/22/25	11/22/25	ZST
1,3-Dichlorobenzene	ND		ug/L	5.0	0.06	1	388225	11/22/25	11/22/25	ZST
1,4-Dichlorobenzene	**0.09**	J	ug/L	5.0	0.07	1	388225	11/22/25	11/22/25	ZST
n-Butylbenzene	ND		ug/L	5.0	0.08	1	388225	11/22/25	11/22/25	ZST
1,2-Dichlorobenzene	ND		ug/L	5.0	0.04	1	388225	11/22/25	11/22/25	ZST
1,2-Dibromo-3-Chloropropane	ND		ug/L	5.0	0.3	1	388225	11/22/25	11/22/25	ZST
1,2,4-Trichlorobenzene	ND		ug/L	5.0	0.1	1	388225	11/22/25	11/22/25	ZST
Hexachlorobutadiene	ND		ug/L	5.0	0.06	1	388225	11/22/25	11/22/25	ZST
1,2,3-Trichlorobenzene	ND		ug/L	5.0	0.09	1	388225	11/22/25	11/22/25	ZST
cis-1,4-Dichloro-2-butene	ND		ug/L	5.0	0.3	1	388225	11/22/25	11/22/25	ZST
trans-1,4-Dichloro-2-butene	ND		ug/L	5.0	0.2	1	388225	11/22/25	11/22/25	ZST
Xylene (total)	ND		ug/L	5.0		1	388225	11/22/25	11/22/25	ZST
Surrogates				**Limits**						
Dibromofluoromethane	103%		%REC	70-130		1	388225	11/22/25	11/22/25	ZST
1,2-Dichloroethane-d4	99%		%REC	70-130		1	388225	11/22/25	11/22/25	ZST
Toluene-d8	100%		%REC	70-130		1	388225	11/22/25	11/22/25	ZST
Bromofluorobenzene	100%		%REC	70-130		1	388225	11/22/25	11/22/25	ZST
Method: EPA 8270C-SIM Prep Method: EPA 3535										
1,4-Dioxane	ND		ug/L	1.0	0.84	1	388265	11/23/25	11/24/25	MSS
Surrogates				**Limits**						
1,4-Dioxane-d8 (SUR)	99%		%REC	80-120		1	388265	11/23/25	11/24/25	MSS
Method: EPA 8270C Prep Method: EPA 3510C										
Carbazole	ND		ug/L	10	2.8	1	388120	11/22/25	11/22/25	ZFA
N-Nitrosodimethylamine	ND		ug/L	10	2.9	1	388120	11/22/25	11/22/25	ZFA
Aniline	ND		ug/L	10	2.9	1	388120	11/22/25	11/22/25	ZFA

Results for any subcontracted analyses are not included in this section.

ENTHALPY ANALYTICAL

Analysis Results for 547508

547508-001 Analyte	Result	Qual	Units	RL	MDL	DF	Batch	Prepared	Analyzed	Chemist
bis(2-Chloroethyl)ether	ND		ug/L	26	3.8	1	388120	11/22/25	11/22/25	ZFA
2-Chlorophenol	ND		ug/L	10	3.7	1	388120	11/22/25	11/22/25	ZFA
1,3-Dichlorobenzene	ND		ug/L	10	3.3	1	388120	11/22/25	11/22/25	ZFA
1,4-Dichlorobenzene	ND		ug/L	10	3.4	1	388120	11/22/25	11/22/25	ZFA
Benzyl alcohol	ND		ug/L	26	5.9	1	388120	11/22/25	11/22/25	ZFA
1,2-Dichlorobenzene	ND		ug/L	10	3.4	1	388120	11/22/25	11/22/25	ZFA
bis(2-Chloroisopropyl) ether	ND		ug/L	10	3.9	1	388120	11/22/25	11/22/25	ZFA
N-Nitroso-di-n-propylamine	ND		ug/L	10	3.9	1	388120	11/22/25	11/22/25	ZFA
Hexachloroethane	ND		ug/L	10	3.1	1	388120	11/22/25	11/22/25	ZFA
Nitrobenzene	ND		ug/L	26	8.6	1	388120	11/22/25	11/22/25	ZFA
Isophorone	ND		ug/L	10	3.8	1	388120	11/22/25	11/22/25	ZFA
2-Nitrophenol	ND		ug/L	10	5.5	1	388120	11/22/25	11/22/25	ZFA
2,4-Dimethylphenol	ND		ug/L	10	3.3	1	388120	11/22/25	11/22/25	ZFA
bis(2-Chloroethoxy)methane	ND		ug/L	10	3.7	1	388120	11/22/25	11/22/25	ZFA
2,4-Dichlorophenol	ND		ug/L	10	3.8	1	388120	11/22/25	11/22/25	ZFA
1,2,4-Trichlorobenzene	ND		ug/L	10	3.5	1	388120	11/22/25	11/22/25	ZFA
4-Chloroaniline	ND		ug/L	10	3.1	1	388120	11/22/25	11/22/25	ZFA
Hexachlorobutadiene	ND		ug/L	10	2.3	1	388120	11/22/25	11/22/25	ZFA
4-Chloro-3-methylphenol	ND		ug/L	10	3.7	1	388120	11/22/25	11/22/25	ZFA
2-Methylnaphthalene	ND		ug/L	10	3.4	1	388120	11/22/25	11/22/25	ZFA
Hexachlorocyclopentadiene	ND		ug/L	26	8.0	1	388120	11/22/25	11/22/25	ZFA
2,4,6-Trichlorophenol	ND		ug/L	10	4.1	1	388120	11/22/25	11/22/25	ZFA
2,4,5-Trichlorophenol	ND		ug/L	10	3.8	1	388120	11/22/25	11/22/25	ZFA
2-Chloronaphthalene	ND		ug/L	10	3.5	1	388120	11/22/25	11/22/25	ZFA
2-Nitroaniline	ND		ug/L	51	4.4	1	388120	11/22/25	11/22/25	ZFA
Dimethylphthalate	ND		ug/L	10	3.5	1	388120	11/22/25	11/22/25	ZFA
Acenaphthylene	ND		ug/L	10	3.9	1	388120	11/22/25	11/22/25	ZFA
2,6-Dinitrotoluene	ND		ug/L	10	4.5	1	388120	11/22/25	11/22/25	ZFA
3-Nitroaniline	ND		ug/L	10	4.1	1	388120	11/22/25	11/22/25	ZFA
Acenaphthene	ND		ug/L	10	3.3	1	388120	11/22/25	11/22/25	ZFA
2,4-Dinitrophenol	ND		ug/L	51	15	1	388120	11/22/25	11/22/25	ZFA
4-Nitrophenol	ND		ug/L	10	8.6	1	388120	11/22/25	11/22/25	ZFA
Dibenzofuran	ND		ug/L	10	3.3	1	388120	11/22/25	11/22/25	ZFA
2,4-Dinitrotoluene	ND		ug/L	10	4.3	1	388120	11/22/25	11/22/25	ZFA
Diethylphthalate	ND		ug/L	10	3.0	1	388120	11/22/25	11/22/25	ZFA
Fluorene	ND		ug/L	10	3.2	1	388120	11/22/25	11/22/25	ZFA
4-Chlorophenyl-phenylether	ND		ug/L	10	3.1	1	388120	11/22/25	11/22/25	ZFA
4-Nitroaniline	ND		ug/L	10	3.4	1	388120	11/22/25	11/22/25	ZFA
4,6-Dinitro-2-methylphenol	ND		ug/L	51	17	1	388120	11/22/25	11/22/25	ZFA
N-Nitrosodiphenylamine	ND		ug/L	10	4.0	1	388120	11/22/25	11/22/25	ZFA
1,2-diphenylhydrazine (as azobenzene)	ND		ug/L	10	3.0	1	388120	11/22/25	11/22/25	ZFA
4-Bromophenyl-phenylether	ND		ug/L	10	3.4	1	388120	11/22/25	11/22/25	ZFA
Hexachlorobenzene	ND		ug/L	10	3.1	1	388120	11/22/25	11/22/25	ZFA
Pentachlorophenol	ND		ug/L	26	5.8	1	388120	11/22/25	11/22/25	ZFA
Phenanthrene	ND		ug/L	10	3.0	1	388120	11/22/25	11/22/25	ZFA
Anthracene	ND		ug/L	10	2.9	1	388120	11/22/25	11/22/25	ZFA
Di-n-butylphthalate	ND		ug/L	10	3.1	1	388120	11/22/25	11/22/25	ZFA
Fluoranthene	ND		ug/L	10	2.9	1	388120	11/22/25	11/22/25	ZFA
Benzidine	ND		ug/L	51	19	1	388120	11/22/25	11/22/25	ZFA
Pyrene	ND		ug/L	10	2.7	1	388120	11/22/25	11/22/25	ZFA
Butylbenzylphthalate	ND		ug/L	10	3.7	1	388120	11/22/25	11/22/25	ZFA

Results for any subcontracted analyses are not included in this section.

ENTHALPY ANALYTICAL

Analysis Results for 547508

547508-001 Analyte	Result	Qual	Units	RL	MDL	DF	Batch	Prepared	Analyzed	Chemist
3,3'-Dichlorobenzidine	ND		ug/L	26	5.3	1	388120	11/22/25	11/22/25	ZFA
Benzo(a)anthracene	ND		ug/L	10	2.5	1	388120	11/22/25	11/22/25	ZFA
Chrysene	ND		ug/L	10	2.5	1	388120	11/22/25	11/22/25	ZFA
bis(2-Ethylhexyl)phthalate	ND		ug/L	10	3.4	1	388120	11/22/25	11/22/25	ZFA
Di-n-octylphthalate	ND		ug/L	10	4.8	1	388120	11/22/25	11/22/25	ZFA
Benzo(b)fluoranthene	ND		ug/L	10	3.1	1	388120	11/22/25	11/22/25	ZFA
Benzo(k)fluoranthene	ND		ug/L	10	3.2	1	388120	11/22/25	11/22/25	ZFA
Benzo(a)pyrene	ND		ug/L	10	3.2	1	388120	11/22/25	11/22/25	ZFA
Indeno(1,2,3-cd)pyrene	ND		ug/L	10	4.3	1	388120	11/22/25	11/22/25	ZFA
Dibenz(a,h)anthracene	ND		ug/L	10	4.2	1	388120	11/22/25	11/22/25	ZFA
Benzo(g,h,i)perylene	ND		ug/L	10	4.2	1	388120	11/22/25	11/22/25	ZFA
Surrogates				**Limits**						
2-Fluorophenol	22%		%REC	15-120		1	388120	11/22/25	11/22/25	ZFA
Phenol-d6	15%		%REC	15-120		1	388120	11/22/25	11/22/25	ZFA
2,4,6-Tribromophenol	58%		%REC	15-140		1	388120	11/22/25	11/22/25	ZFA
Nitrobenzene-d5	53%		%REC	15-123		1	388120	11/22/25	11/22/25	ZFA
2-Fluorobiphenyl	52%		%REC	15-120		1	388120	11/22/25	11/22/25	ZFA
Terphenyl-d14	56%		%REC	15-120		1	388120	11/22/25	11/22/25	ZFA
Method: SM 4500-CN-E Prep Method: METHOD										
Cyanide	**0.0025**	J	mg/L	0.0050	0.0017	0.5	388626	11/26/25	12/01/25	JAK
Method: SM 4500-S2-D Prep Method: METHOD										
Sulfide	ND		mg/L	0.10		1	388182	11/21/25	11/21/25	TXC
Method: SM 5310B Prep Method: SM 5310B										
Total Organic Carbon	**78**		mg/L	1.0	0.49	1	388309	11/24/25	11/24/25	BDR
Method: SM 9221B Prep Method: METHOD										
Coliform, Total	**>1,600**		MPN/100ml	1.8		1	388089	11/20/25 18:57	11/22/25 15:35	BPH
Method: SM 9221F										
Coliform, E. Coli	**>1,600**		MPN/100ml	1.8		1	388089	11/20/25 18:57	11/22/25 15:35	BPH
Method: SM2130B										
Turbidity	**210**		NTU	0.20	0.12	1	388036	11/20/25 19:21	11/20/25 19:21	CDR
Method: SM2320B Prep Method: METHOD										
Bicarbonate	**150**		mg/L	2.4		1	389047	12/03/25	12/03/25	WWC
Alkalinity, Total as CaCO3	**120**		mg/L	2.0		1	389047	12/03/25	12/03/25	WWC
Method: SM2510B Prep Method: METHOD										
Specific Conductance	**1,120**		umhos/cm	1.0		1	389081	12/03/25	12/03/25	RDL
Method: SM2540C Prep Method: METHOD										
Total Dissolved Solids	**920**		mg/L	20		2	388469	11/25/25	11/30/25	RDL
Method: SM2540D Prep Method: METHOD										
Total Suspended Solids	**110**		mg/L	0.5		1	388520	11/25/25	11/26/25	CDR

Results for any subcontracted analyses are not included in this section.

ENTHALPY ANALYTICAL

Analysis Results for 547508

547508-001 Analyte	Result	Qual	Units	RL	MDL	DF	Batch	Prepared	Analyzed	Chemist
Method: SM5210B Prep Method: METHOD										
Biochemical Oxygen Demand	**17**		mg/L	3.0		1	388133	11/21/25 11:50	11/26/25 13:31	ARM
Method: SM5220D Prep Method: SM 5220D										
Chemical Oxygen Demand	**240**		mg/L	4.0	2.0	1	389052	12/03/25	12/04/25	RDL

> Value exceeds indicated concentration
J Estimated value
ND Not Detected

Results for any subcontracted analyses are not included in this section.

ENTHALPY ANALYTICAL

Batch QC

Type: Blank	Lab ID: QC1318154	Batch: 388822
Matrix: Water	Method: EPA 1664A	Prep Method: METHOD

QC1318154 Analyte	Result	Qual	Units	RL	MDL	Prepared	Analyzed
Total Oil and Grease	ND		mg/L	5.0	0.97	12/02/25	12/02/25

Type: Lab Control Sample	Lab ID: QC1318155	Batch: 388822
Matrix: Water	Method: EPA 1664A	Prep Method: METHOD

QC1318155 Analyte	Result	Spiked	Units	Recovery	Qual	Limits
Total Oil and Grease	37.10	40.00	mg/L	93%		78-114

Type: Lab Control Sample Duplicate	Lab ID: QC1318156	Batch: 388822
Matrix: Water	Method: EPA 1664A	Prep Method: METHOD

QC1318156 Analyte	Result	Spiked	Units	Recovery	Qual	Limits	RPD	RPD Lim
Total Oil and Grease	36.70	40.00	mg/L	92%		78-114	1	18

Type: Blank	Lab ID: QC1315775	Batch: 388161
Matrix: Water	Method: EPA 200.7	Prep Method: EPA 3015A

QC1315775 Analyte	Result	Qual	Units	RL	MDL	Prepared	Analyzed
Calcium	ND		mg/L	0.46	0.46	11/21/25	11/21/25
Iron	ND		mg/L	0.055	0.055	11/21/25	11/21/25
Magnesium	ND		mg/L	0.10	0.051	11/21/25	11/21/25
Potassium	ND		mg/L	0.50	0.50	11/21/25	11/21/25
Sodium	ND		mg/L	0.50	0.38	11/21/25	11/21/25

Type: Lab Control Sample	Lab ID: QC1315776	Batch: 388161
Matrix: Water	Method: EPA 200.7	Prep Method: EPA 3015A

QC1315776 Analyte	Result	Spiked	Units	Recovery	Qual	Limits
Calcium	21.05	20.40	mg/L	103%		85-115
Iron	0.4097	0.4000	mg/L	102%		85-115
Magnesium	21.79	20.40	mg/L	107%		85-115
Potassium	24.88	24.00	mg/L	104%		85-115
Sodium	21.33	20.40	mg/L	105%		85-115

ENTHALPY ANALYTICAL

Batch QC

Type:	Matrix Spike	Lab ID:	QC1315777	Batch:	388161
Matrix (Source ID):	Water (547153-002)	Method:	EPA 200.7	Prep Method:	EPA 3015A

QC1315777 Analyte	Result	Source Sample Result	Spiked	Units	Recovery	Qual	Limits	DF
Calcium	21.23	ND	20.40	mg/L	104%		75-125	1
Iron	0.9306	0.5815	0.4000	mg/L	87%		75-125	1
Magnesium	21.72	0.1075	20.40	mg/L	106%		75-125	1
Potassium	25.85	1.209	24.00	mg/L	103%		75-125	1
Sodium	25.97	5.191	20.40	mg/L	102%		75-125	1

Type:	Matrix Spike Duplicate	Lab ID:	QC1315778	Batch:	388161
Matrix (Source ID):	Water (547153-002)	Method:	EPA 200.7	Prep Method:	EPA 3015A

QC1315778 Analyte	Result	Source Sample Result	Spiked	Units	Recovery	Qual	Limits	RPD	RPD Lim	DF
Calcium	20.29	ND	20.40	mg/L	99%		75-125	5	20	1
Iron	1.098	0.5815	0.4000	mg/L	129%	*	75-125	16	20	1
Magnesium	20.75	0.1075	20.40	mg/L	101%		75-125	5	20	1
Potassium	24.66	1.209	24.00	mg/L	98%		75-125	5	20	1
Sodium	24.95	5.191	20.40	mg/L	97%		75-125	4	20	1

Type:	Serial Dilution	Lab ID:	QC1315858	Batch:	388161
Matrix (Source ID):	Water (547153-002)	Method:	EPA 200.7	Prep Method:	EPA 3015A

QC1315858 Analyte	Result	Source Sample Result	Units	Qual	RPD	RPD Lim	DF
Calcium	ND	ND	mg/L				5
Iron	0.5926	0.5815	mg/L				5
Magnesium	ND	0.1075	mg/L				5
Potassium	ND	1.209	mg/L				5
Sodium	5.690	5.191	mg/L				5

ENTHALPY ANALYTICAL

Batch QC

Type: Blank	Lab ID: QC1315822	Batch: 388174
Matrix: Water	Method: EPA 200.8	Prep Method: EPA 3015A

QC1315822 Analyte	Result	Qual	Units	RL	MDL	Prepared	Analyzed
Antimony	ND		ug/L	2.0	1.3	11/21/25	12/03/25
Arsenic	ND		ug/L	2.0	0.21	11/21/25	11/22/25
Barium	ND		ug/L	5.0	0.33	11/21/25	11/22/25
Beryllium	ND		ug/L	1.0	0.062	11/21/25	11/22/25
Boron	ND		ug/L	10	6.0	11/21/25	11/26/25
Cadmium	ND		ug/L	1.0	0.11	11/21/25	11/22/25
Chromium	ND		ug/L	5.0	0.34	11/21/25	11/22/25
Cobalt	ND		ug/L	1.0	0.068	11/21/25	11/22/25
Copper	ND		ug/L	3.0	0.71	11/21/25	11/22/25
Lead	ND		ug/L	5.0	0.16	11/21/25	11/22/25
Manganese	ND		ug/L	10	1.7	11/21/25	11/22/25
Nickel	ND		ug/L	5.0	1.3	11/21/25	11/22/25
Selenium	ND		ug/L	4.0	1.6	11/21/25	11/22/25
Silver	ND		ug/L	5.0	0.50	11/21/25	11/22/25
Thallium	ND		ug/L	1.0	0.42	11/21/25	11/22/25
Tin	ND		ug/L	5.0	0.33	11/21/25	11/22/25
Vanadium	ND		ug/L	5.0	0.26	11/21/25	11/22/25
Zinc	ND		ug/L	10	7.6	11/21/25	11/22/25

Type: Lab Control Sample	Lab ID: QC1315823	Batch: 388174
Matrix: Water	Method: EPA 200.8	Prep Method: EPA 3015A

QC1315823 Analyte	Result	Spiked	Units	Recovery	Qual	Limits
Antimony	113.7	100.0	ug/L	114%		85-115
Arsenic	97.31	100.0	ug/L	97%		85-115
Barium	97.92	100.0	ug/L	98%		85-115
Beryllium	100.3	100.0	ug/L	100%		85-115
Boron	100.1	100.0	ug/L	100%		85-115
Cadmium	98.92	100.0	ug/L	99%		85-115
Chromium	97.98	100.0	ug/L	98%		85-115
Cobalt	102.2	100.0	ug/L	102%		85-115
Copper	103.2	100.0	ug/L	103%		85-115
Lead	96.64	100.0	ug/L	97%		85-115
Manganese	97.12	100.0	ug/L	97%		85-115
Nickel	103.0	100.0	ug/L	103%		85-115
Selenium	90.23	100.0	ug/L	90%		85-115
Silver	47.99	50.00	ug/L	96%		85-115
Thallium	92.97	100.0	ug/L	93%		85-115
Tin	92.13	100.0	ug/L	92%		85-115
Vanadium	100.2	100.0	ug/L	100%		85-115
Zinc	98.78	100.0	ug/L	99%		85-115

ENTHALPY ANALYTICAL

Batch QC

Type:	Matrix Spike	Lab ID:	QC1315825	Batch:	388174
Matrix (Source ID):	Water (547290-001)	Method:	EPA 200.8	Prep Method:	EPA 3015A

QC1315825 Analyte	Result	Source Sample Result	Spiked	Units	Recovery	Qual	Limits	DF
Antimony	109.9	0.7370	100.0	ug/L	109%		70-130	1
Arsenic	102.3	2.038	100.0	ug/L	100%		70-130	1
Barium	133.3	31.99	100.0	ug/L	101%		70-130	1
Beryllium	105.9	ND	100.0	ug/L	106%		70-130	1
Boron	339.0	139.2	100.0	ug/L	200%	*	70-130	20
Cadmium	96.74	0.7910	100.0	ug/L	96%		70-130	1
Chromium	100.2	0.9360	100.0	ug/L	99%		70-130	1
Cobalt	102.1	0.4160	100.0	ug/L	102%		70-130	1
Copper	106.6	3.681	100.0	ug/L	103%		70-130	1
Lead	95.89	ND	100.0	ug/L	96%		70-130	1
Manganese	143.5	45.12	100.0	ug/L	98%		70-130	1
Nickel	107.9	6.691	100.0	ug/L	101%		70-130	1
Selenium	99.99	5.396	100.0	ug/L	95%		70-130	1
Silver	46.19	ND	50.00	ug/L	92%		70-130	1
Thallium	91.83	ND	100.0	ug/L	92%		70-130	1
Tin	96.06	0.6700	100.0	ug/L	95%		70-130	1
Vanadium	103.5	3.107	100.0	ug/L	100%		70-130	1
Zinc	115.3	13.60	100.0	ug/L	102%		70-130	1

Type:	Matrix Spike Duplicate	Lab ID:	QC1315826	Batch:	388174
Matrix (Source ID):	Water (547290-001)	Method:	EPA 200.8	Prep Method:	EPA 3015A

QC1315826 Analyte	Result	Source Sample Result	Spiked	Units	Recovery	Qual	Limits	RPD	RPD Lim	DF
Antimony	107.2	0.7370	100.0	ug/L	106%		70-130	3	20	1
Arsenic	98.03	2.038	100.0	ug/L	96%		70-130	4	20	1
Barium	128.8	31.99	100.0	ug/L	97%		70-130	3	20	1
Beryllium	103.2	ND	100.0	ug/L	103%		70-130	3	20	1
Boron	317.4	139.2	100.0	ug/L	178%	*	70-130	7	20	20
Cadmium	94.54	0.7910	100.0	ug/L	94%		70-130	2	20	1
Chromium	96.87	0.9360	100.0	ug/L	96%		70-130	3	20	1
Cobalt	100.9	0.4160	100.0	ug/L	100%		70-130	1	20	1
Copper	105.5	3.681	100.0	ug/L	102%		70-130	1	20	1
Lead	92.25	ND	100.0	ug/L	92%		70-130	4	20	1
Manganese	142.5	45.12	100.0	ug/L	97%		70-130	1	20	1
Nickel	106.1	6.691	100.0	ug/L	99%		70-130	2	20	1
Selenium	93.55	5.396	100.0	ug/L	88%		70-130	7	20	1
Silver	44.97	ND	50.00	ug/L	90%		70-130	3	20	1
Thallium	88.47	ND	100.0	ug/L	88%		70-130	4	20	1
Tin	95.69	0.6700	100.0	ug/L	95%		70-130	0	20	1
Vanadium	101.2	3.107	100.0	ug/L	98%		70-130	2	20	1
Zinc	109.9	13.60	100.0	ug/L	96%		70-130	5	20	1

ENTHALPY ANALYTICAL

Batch QC

Type:	Matrix Spike	Lab ID:	QC1315827	Batch:	388174
Matrix (Source ID):	Water (547407-001)	Method:	EPA 200.8	Prep Method:	EPA 3015A

QC1315827 Analyte	Result	Source Sample Result	Spiked	Units	Recovery	Qual	Limits	DF
Antimony	99.05	1.911	100.0	ug/L	97%		70-130	1
Arsenic	96.65	ND	100.0	ug/L	97%		70-130	1
Barium	101.3	0.6610	100.0	ug/L	101%		70-130	1
Beryllium	108.1	ND	100.0	ug/L	108%		70-130	1
Boron	161.1	23.64	100.0	ug/L	137%	*	70-130	20
Cadmium	96.88	ND	100.0	ug/L	97%		70-130	1
Chromium	101.2	ND	100.0	ug/L	101%		70-130	1
Cobalt	104.6	0.1050	100.0	ug/L	104%		70-130	1
Copper	107.7	1.261	100.0	ug/L	106%		70-130	1
Lead	95.25	ND	100.0	ug/L	95%		70-130	1
Manganese	101.4	ND	100.0	ug/L	101%		70-130	1
Nickel	105.3	ND	100.0	ug/L	105%		70-130	1
Selenium	90.79	ND	100.0	ug/L	91%		70-130	1
Silver	47.84	ND	50.00	ug/L	96%		70-130	1
Thallium	90.99	ND	100.0	ug/L	91%		70-130	1
Tin	96.59	2.614	100.0	ug/L	94%		70-130	1
Vanadium	102.5	0.2980	100.0	ug/L	102%		70-130	1
Zinc	110.4	12.81	100.0	ug/L	98%		70-130	1

Type:	Matrix Spike Duplicate	Lab ID:	QC1315828	Batch:	388174
Matrix (Source ID):	Water (547407-001)	Method:	EPA 200.8	Prep Method:	EPA 3015A

QC1315828 Analyte	Result	Source Sample Result	Spiked	Units	Recovery	Qual	Limits	RPD	RPD Lim	DF
Antimony	104.6	1.911	100.0	ug/L	103%		70-130	5	20	1
Arsenic	98.75	ND	100.0	ug/L	99%		70-130	2	20	1
Barium	102.0	0.6610	100.0	ug/L	101%		70-130	1	20	1
Beryllium	105.3	ND	100.0	ug/L	105%		70-130	3	20	1
Boron	149.2	23.64	100.0	ug/L	126%		70-130	8	20	20
Cadmium	97.19	ND	100.0	ug/L	97%		70-130	0	20	1
Chromium	98.28	ND	100.0	ug/L	98%		70-130	3	20	1
Cobalt	102.1	0.1050	100.0	ug/L	102%		70-130	2	20	1
Copper	103.1	1.261	100.0	ug/L	102%		70-130	4	20	1
Lead	96.95	ND	100.0	ug/L	97%		70-130	2	20	1
Manganese	98.56	ND	100.0	ug/L	99%		70-130	3	20	1
Nickel	103.1	ND	100.0	ug/L	103%		70-130	2	20	1
Selenium	94.18	ND	100.0	ug/L	94%		70-130	4	20	1
Silver	47.06	ND	50.00	ug/L	94%		70-130	2	20	1
Thallium	91.02	ND	100.0	ug/L	91%		70-130	0	20	1
Tin	98.15	2.614	100.0	ug/L	96%		70-130	2	20	1
Vanadium	99.53	0.2980	100.0	ug/L	99%		70-130	3	20	1
Zinc	115.0	12.81	100.0	ug/L	102%		70-130	4	20	1

ENTHALPY ANALYTICAL

Batch QC

Type: Blank	Lab ID: QC1316451	Batch: 388336
Matrix: Water	Method: EPA 245.1	Prep Method: EPA 245.1

QC1316451 Analyte	Result	Qual	Units	RL	MDL	Prepared	Analyzed
Mercury	ND		ug/L	0.40	0.032	11/24/25	11/24/25

Type: Lab Control Sample	Lab ID: QC1316452	Batch: 388336
Matrix: Water	Method: EPA 245.1	Prep Method: EPA 245.1

QC1316452 Analyte	Result	Spiked	Units	Recovery	Qual	Limits
Mercury	5.024	5.000	ug/L	100%		85-115

Type: Matrix Spike	Lab ID: QC1316453	Batch: 388336
Matrix (Source ID): Water (547378-002)	Method: EPA 245.1	Prep Method: EPA 245.1

QC1316453 Analyte	Result	Source Sample Result	Spiked	Units	Recovery	Qual	Limits	DF
Mercury	5.080	ND	5.000	ug/L	102%		75-125	1

Type: Matrix Spike Duplicate	Lab ID: QC1316454	Batch: 388336
Matrix (Source ID): Water (547378-002)	Method: EPA 245.1	Prep Method: EPA 245.1

QC1316454 Analyte	Result	Source Sample Result	Spiked	Units	Recovery	Qual	Limits	RPD	RPD Lim	DF
Mercury	5.201	ND	5.000	ug/L	104%		75-125	2	20	1

Type: Matrix Spike	Lab ID: QC1316455	Batch: 388336
Matrix (Source ID): Water (547378-003)	Method: EPA 245.1	Prep Method: EPA 245.1

QC1316455 Analyte	Result	Source Sample Result	Spiked	Units	Recovery	Qual	Limits	DF
Mercury	5.295	ND	5.000	ug/L	106%		75-125	1

Type: Matrix Spike Duplicate	Lab ID: QC1316456	Batch: 388336
Matrix (Source ID): Water (547378-003)	Method: EPA 245.1	Prep Method: EPA 245.1

QC1316456 Analyte	Result	Source Sample Result	Spiked	Units	Recovery	Qual	Limits	RPD	RPD Lim	DF
Mercury	5.063	ND	5.000	ug/L	101%		75-125	4	20	1

ENTHALPY ANALYTICAL

Batch QC

Type:	**Blank**	**Lab ID:**	**QC1315447**	**Batch:**	**388072**
Matrix:	**Water**	**Method:**	**EPA 300.0**	**Prep Method:**	**METHOD**

QC1315447 Analyte	Result	Qual	Units	RL	MDL	Prepared	Analyzed
Fluoride	ND		mg/L	0.20	0.059	11/20/25 17:02	11/20/25 18:12
Chloride	ND		mg/L	1.0	0.26	11/20/25 17:02	11/20/25 18:12
Nitrogen, Nitrite	ND		mg/L	0.10	0.02	11/20/25 17:02	11/20/25 18:12
Bromide	ND		mg/L	0.30	0.061	11/20/25 17:02	11/20/25 18:12
Nitrogen, Nitrate	ND		mg/L	0.10	0.05	11/20/25 17:02	11/20/25 18:12
Sulfate	ND		mg/L	1.0	0.18	11/20/25 17:02	11/20/25 18:12

Type:	**Lab Control Sample**	**Lab ID:**	**QC1315448**	**Batch:**	**388072**
Matrix:	**Water**	**Method:**	**EPA 300.0**	**Prep Method:**	**METHOD**

QC1315448 Analyte	Result	Spiked	Units	Recovery	Qual	Limits
Fluoride	9.992	10.00	mg/L	100%		90-110
Chloride	47.20	50.00	mg/L	94%		90-110
Nitrogen, Nitrite	4.430	4.567	mg/L	97%		90-110
Bromide	14.57	15.00	mg/L	97%		90-110
Nitrogen, Nitrate	4.461	4.518	mg/L	99%		90-110
Sulfate	25.01	25.00	mg/L	100%		90-110

Type:	**Matrix Spike**	**Lab ID:**	**QC1315449**	**Batch:**	**388072**
Matrix (Source ID):	**Drinking Water (547428-001)**	**Method:**	**EPA 300.0**	**Prep Method:**	**METHOD**

QC1315449 Analyte	Result	Source Sample Result	Spiked	Units	Recovery	Qual	Limits	DF
Fluoride	20.87	0.5459	20.00	mg/L	102%		80-129	1
Chloride	176.0	81.06	100.0	mg/L	95%		80-123	1
Nitrogen, Nitrite	8.917	ND	9.134	mg/L	98%		80-122	1
Bromide	14.79	0.09643	15.00	mg/L	98%		80-121	1
Nitrogen, Nitrate	10.31	1.238	9.036	mg/L	100%		80-123	1
Sulfate	144.8	101.0	50.00	mg/L	88%	E,NM	79-124	1

Type:	**Matrix Spike Duplicate**	**Lab ID:**	**QC1315450**	**Batch:**	**388072**
Matrix (Source ID):	**Drinking Water (547428-001)**	**Method:**	**EPA 300.0**	**Prep Method:**	**METHOD**

QC1315450 Analyte	Result	Source Sample Result	Spiked	Units	Recovery	Qual	Limits	RPD	RPD Lim	DF
Fluoride	20.96	0.5459	20.00	mg/L	102%		80-129	0	21	1
Chloride	176.3	81.06	100.0	mg/L	95%		80-123	0	20	1
Nitrogen, Nitrite	8.965	ND	9.134	mg/L	98%		80-122	1	21	1
Bromide	14.85	0.09643	15.00	mg/L	98%		80-121	0	20	1
Nitrogen, Nitrate	10.35	1.238	9.036	mg/L	101%		80-123	0	20	1
Sulfate	145.0	101.0	50.00	mg/L	88%	E,NM	79-124		20	1

ENTHALPY ANALYTICAL

Batch QC

Type: Blank **Lab ID:** QC1318799 **Batch:** 389023
Matrix: Water **Method:** EPA 350.1 **Prep Method:** METHOD

QC1318799 Analyte	Result	Qual	Units	RL	MDL	Prepared	Analyzed
Ammonia-N	ND		mg/L	0.10	0.050	12/03/25	12/04/25

Type: Lab Control Sample **Lab ID:** QC1318800 **Batch:** 389023
Matrix: Water **Method:** EPA 350.1 **Prep Method:** METHOD

QC1318800 Analyte	Result	Spiked	Units	Recovery	Qual	Limits
Ammonia-N	1.086	1.000	mg/L	109%		90-110

Type: Matrix Spike **Lab ID:** QC1318819 **Batch:** 389023
Matrix (Source ID): Water (547422-001) **Method:** EPA 350.1 **Prep Method:** METHOD

QC1318819 Analyte	Result	Source Sample Result	Spiked	Units	Recovery	Qual	Limits	DF
Ammonia-N	1.010	ND	1.000	mg/L	101%		90-110	1

Type: Matrix Spike Duplicate **Lab ID:** QC1318820 **Batch:** 389023
Matrix (Source ID): Water (547422-001) **Method:** EPA 350.1 **Prep Method:** METHOD

QC1318820 Analyte	Result	Source Sample Result	Spiked	Units	Recovery	Qual	Limits	RPD	RPD Lim	DF
Ammonia-N	1.544	ND	1.000	mg/L	154%	*	90-110	42*	20	1

Type: Matrix Spike **Lab ID:** QC1318821 **Batch:** 389023
Matrix (Source ID): Water (547422-002) **Method:** EPA 350.1 **Prep Method:** METHOD

QC1318821 Analyte	Result	Source Sample Result	Spiked	Units	Recovery	Qual	Limits	DF
Ammonia-N	0.9951	ND	1.000	mg/L	100%		90-110	1

Type: Matrix Spike Duplicate **Lab ID:** QC1318822 **Batch:** 389023
Matrix (Source ID): Water (547422-002) **Method:** EPA 350.1 **Prep Method:** METHOD

QC1318822 Analyte	Result	Source Sample Result	Spiked	Units	Recovery	Qual	Limits	RPD	RPD Lim	DF
Ammonia-N	0.9477	ND	1.000	mg/L	95%		90-110	5	20	1

Type: Blank **Lab ID:** QC1318444 **Batch:** 388905
Matrix: Water **Method:** EPA 420.1 **Prep Method:** METHOD

QC1318444 Analyte	Result	Qual	Units	RL	MDL	Prepared	Analyzed
Total Phenolics	ND		mg/L	0.010	0.0065	12/02/25	12/02/25

ENTHALPY ANALYTICAL

Batch QC

Type: Lab Control Sample	**Lab ID:** QC1318445	**Batch:** 388905
Matrix: Water	**Method:** EPA 420.1	**Prep Method:** METHOD

QC1318445 Analyte	Result	Spiked	Units	Recovery	Qual	Limits
Total Phenolics	0.07900	0.08000	mg/L	99%		80-120

Type: Lab Control Sample Duplicate	**Lab ID:** QC1318446	**Batch:** 388905
Matrix: Water	**Method:** EPA 420.1	**Prep Method:** METHOD

QC1318446 Analyte	Result	Spiked	Units	Recovery	Qual	Limits	RPD	RPD Lim
Total Phenolics	0.07800	0.08000	mg/L	98%		80-120	1	20

ENTHALPY ANALYTICAL

Batch QC

Type: Blank	Lab ID: QC1315594	Batch: 388120
Matrix: Water		

QC1315594 Analyte	Result	Qual	Units	RL	MDL	Prepared	Analyzed
Method: EPA 625.1 Prep Method: EPA 3510C							
Pyridine	ND		ug/L	10	2.8	11/21/25	11/21/25
Phenol	ND		ug/L	10	2.1	11/21/25	11/21/25
2-Methylphenol	ND		ug/L	10	3.2	11/21/25	11/21/25
3-,4-Methylphenol	ND		ug/L	10	3.0	11/21/25	11/21/25
Benzoic acid	ND		ug/L	50	11	11/21/25	11/21/25
Naphthalene	ND		ug/L	10	3.6	11/21/25	11/21/25
Cresol	ND		ug/L	10		11/21/25	11/21/25
Method: EPA 8270C Prep Method: EPA 3510C							
Carbazole	ND		ug/L	10	2.8	11/21/25	11/21/25
N-Nitrosodimethylamine	ND		ug/L	10	2.9	11/21/25	11/21/25
Aniline	ND		ug/L	10	2.8	11/21/25	11/21/25
bis(2-Chloroethyl)ether	ND		ug/L	25	3.7	11/21/25	11/21/25
2-Chlorophenol	ND		ug/L	10	3.6	11/21/25	11/21/25
1,3-Dichlorobenzene	ND		ug/L	10	3.3	11/21/25	11/21/25
1,4-Dichlorobenzene	ND		ug/L	10	3.4	11/21/25	11/21/25
Benzyl alcohol	ND		ug/L	25	5.8	11/21/25	11/21/25
1,2-Dichlorobenzene	ND		ug/L	10	3.3	11/21/25	11/21/25
bis(2-Chloroisopropyl) ether	ND		ug/L	10	3.8	11/21/25	11/21/25
N-Nitroso-di-n-propylamine	ND		ug/L	10	3.9	11/21/25	11/21/25
Hexachloroethane	ND		ug/L	10	3.0	11/21/25	11/21/25
Nitrobenzene	ND		ug/L	25	8.4	11/21/25	11/21/25
Isophorone	ND		ug/L	10	3.7	11/21/25	11/21/25
2-Nitrophenol	ND		ug/L	10	5.4	11/21/25	11/21/25
2,4-Dimethylphenol	ND		ug/L	10	3.2	11/21/25	11/21/25
bis(2-Chloroethoxy)methane	ND		ug/L	10	3.7	11/21/25	11/21/25
2,4-Dichlorophenol	ND		ug/L	10	3.7	11/21/25	11/21/25
1,2,4-Trichlorobenzene	ND		ug/L	10	3.4	11/21/25	11/21/25
4-Chloroaniline	ND		ug/L	10	3.1	11/21/25	11/21/25
Hexachlorobutadiene	ND		ug/L	10	2.2	11/21/25	11/21/25
4-Chloro-3-methylphenol	ND		ug/L	10	3.6	11/21/25	11/21/25
2-Methylnaphthalene	ND		ug/L	10	3.4	11/21/25	11/21/25
Hexachlorocyclopentadiene	ND		ug/L	25	7.8	11/21/25	11/21/25
2,4,6-Trichlorophenol	ND		ug/L	10	4.1	11/21/25	11/21/25
2,4,5-Trichlorophenol	ND		ug/L	10	3.7	11/21/25	11/21/25
2-Chloronaphthalene	ND		ug/L	10	3.4	11/21/25	11/21/25
2-Nitroaniline	ND		ug/L	50	4.3	11/21/25	11/21/25
Dimethylphthalate	ND		ug/L	10	3.4	11/21/25	11/21/25
Acenaphthylene	ND		ug/L	10	3.9	11/21/25	11/21/25
2,6-Dinitrotoluene	ND		ug/L	10	4.4	11/21/25	11/21/25
3-Nitroaniline	ND		ug/L	10	4.0	11/21/25	11/21/25
Acenaphthene	ND		ug/L	10	3.2	11/21/25	11/21/25
2,4-Dinitrophenol	ND		ug/L	50	15	11/21/25	11/21/25
4-Nitrophenol	ND		ug/L	10	8.5	11/21/25	11/21/25
Dibenzofuran	ND		ug/L	10	3.2	11/21/25	11/21/25

ENTHALPY ANALYTICAL

Batch QC

QC1315594 Analyte	Result	Qual	Units	RL	MDL	Prepared	Analyzed
2,4-Dinitrotoluene	ND		ug/L	10	4.3	11/21/25	11/21/25
Diethylphthalate	ND		ug/L	10	2.9	11/21/25	11/21/25
Fluorene	ND		ug/L	10	3.1	11/21/25	11/21/25
4-Chlorophenyl-phenylether	ND		ug/L	10	3.1	11/21/25	11/21/25
4-Nitroaniline	ND		ug/L	10	3.3	11/21/25	11/21/25
4,6-Dinitro-2-methylphenol	ND		ug/L	50	17	11/21/25	11/21/25
N-Nitrosodiphenylamine	ND		ug/L	10	4.0	11/21/25	11/21/25
1,2-diphenylhydrazine (as azobenzene)	ND		ug/L	10	2.9	11/21/25	11/21/25
4-Bromophenyl-phenylether	ND		ug/L	10	3.3	11/21/25	11/21/25
Hexachlorobenzene	ND		ug/L	10	3.0	11/21/25	11/21/25
Pentachlorophenol	ND		ug/L	25	5.7	11/21/25	11/21/25
Phenanthrene	ND		ug/L	10	2.9	11/21/25	11/21/25
Anthracene	ND		ug/L	10	2.8	11/21/25	11/21/25
Di-n-butylphthalate	ND		ug/L	10	3.0	11/21/25	11/21/25
Fluoranthene	ND		ug/L	10	2.8	11/21/25	11/21/25
Benzidine	ND		ug/L	50	19	11/21/25	11/21/25
Pyrene	ND		ug/L	10	2.7	11/21/25	11/21/25
Butylbenzylphthalate	ND		ug/L	10	3.6	11/21/25	11/21/25
3,3'-Dichlorobenzidine	ND		ug/L	25	5.2	11/21/25	11/21/25
Benzo(a)anthracene	ND		ug/L	10	2.4	11/21/25	11/21/25
Chrysene	ND		ug/L	10	2.5	11/21/25	11/21/25
bis(2-Ethylhexyl)phthalate	ND		ug/L	10	3.3	11/21/25	11/21/25
Di-n-octylphthalate	ND		ug/L	10	4.7	11/21/25	11/21/25
Benzo(b)fluoranthene	ND		ug/L	10	3.0	11/21/25	11/21/25
Benzo(k)fluoranthene	ND		ug/L	10	3.1	11/21/25	11/21/25
Benzo(a)pyrene	ND		ug/L	10	3.1	11/21/25	11/21/25
Indeno(1,2,3-cd)pyrene	ND		ug/L	10	4.2	11/21/25	11/21/25
Dibenz(a,h)anthracene	ND		ug/L	10	4.2	11/21/25	11/21/25
Benzo(g,h,i)perylene	ND		ug/L	10	4.1	11/21/25	11/21/25
Surrogates				**Limits**			
2-Fluorophenol	33%		%REC	15-120		11/21/25	11/21/25
Phenol-d6	21%		%REC	15-120		11/21/25	11/21/25
2,4,6-Tribromophenol	65%		%REC	15-140		11/21/25	11/21/25
Nitrobenzene-d5	61%		%REC	15-123		11/21/25	11/21/25
2-Fluorobiphenyl	66%		%REC	15-120		11/21/25	11/21/25
Terphenyl-d14	74%		%REC	15-120		11/21/25	11/21/25

ENTHALPY ANALYTICAL

Batch QC

Type:	**Lab Control Sample**	**Lab ID:**	**QC1315596**	**Batch:**	**388120**
Matrix:	**Water**	**Method:**	**EPA 8270C**	**Prep Method:**	**EPA 3510C**

QC1315596 Analyte	Result	Spiked	Units	Recovery	Qual	Limits
Phenol	22.03	75.00	ug/L	29%		14-120
2-Chlorophenol	48.22	75.00	ug/L	64%		46-120
1,4-Dichlorobenzene	48.51	75.00	ug/L	65%		42-120
3-,4-Methylphenol	40.73	75.00	ug/L	54%		40-120
N-Nitroso-di-n-propylamine	55.37	75.00	ug/L	74%		54-121
2,4-Dimethylphenol	54.95	75.00	ug/L	73%		48-120
1,2,4-Trichlorobenzene	53.24	75.00	ug/L	71%		45-120
4-Chloro-3-methylphenol	55.46	75.00	ug/L	74%		60-121
2,4,5-Trichlorophenol	59.97	75.00	ug/L	80%		62-124
Acenaphthene	51.10	75.00	ug/L	68%		56-120
4-Nitrophenol	28.15	75.00	ug/L	38%		17-120
2,4-Dinitrotoluene	61.93	75.00	ug/L	83%		69-127
Pentachlorophenol	49.03	75.00	ug/L	65%		51-120
Pyrene	54.14	75.00	ug/L	72%		68-123
Chrysene	54.74	75.00	ug/L	73%		66-120
Benzo(b)fluoranthene	55.62	75.00	ug/L	74%		67-120
Surrogates						
2-Fluorophenol	16.72	40.00	ug/L	42%		15-120
Phenol-d6	10.47	40.00	ug/L	26%		15-120
2,4,6-Tribromophenol	30.20	40.00	ug/L	75%		15-140
Nitrobenzene-d5	26.82	40.00	ug/L	67%		15-123
2-Fluorobiphenyl	29.91	40.00	ug/L	75%		15-120
Terphenyl-d14	27.43	40.00	ug/L	69%		15-120

Batch QC

Type:	**Lab Control Sample Duplicate**	**Lab ID:**	**QC1315597**	**Batch:**	**388120**
Matrix:	**Water**	**Method:**	**EPA 8270C**	**Prep Method:**	**EPA 3510C**

QC1315597 Analyte	Result	Spiked	Units	Recovery	Qual	Limits	RPD	RPD Lim
Phenol	19.41	75.00	ug/L	26%		14-120	13	52
2-Chlorophenol	49.02	75.00	ug/L	65%		46-120	2	52
1,4-Dichlorobenzene	49.73	75.00	ug/L	66%		42-120	2	53
3-,4-Methylphenol	40.48	75.00	ug/L	54%		40-120	1	51
N-Nitroso-di-n-propylamine	54.28	75.00	ug/L	72%		54-121	2	52
2,4-Dimethylphenol	55.30	75.00	ug/L	74%		48-120	1	52
1,2,4-Trichlorobenzene	53.48	75.00	ug/L	71%		45-120	0	54
4-Chloro-3-methylphenol	52.57	75.00	ug/L	70%		60-121	5	47
2,4,5-Trichlorophenol	60.76	75.00	ug/L	81%		62-124	1	46
Acenaphthene	49.19	75.00	ug/L	66%		56-120	4	46
4-Nitrophenol	27.26	75.00	ug/L	36%		17-120	3	44
2,4-Dinitrotoluene	61.77	75.00	ug/L	82%		69-127	0	40
Pentachlorophenol	49.87	75.00	ug/L	66%		51-120	2	42
Pyrene	53.84	75.00	ug/L	72%		68-123	1	39
Chrysene	54.04	75.00	ug/L	72%		66-120	1	38
Benzo(b)fluoranthene	53.40	75.00	ug/L	71%		67-120	4	39
Surrogates								
2-Fluorophenol	15.80	40.00	ug/L	40%		15-120		
Phenol-d6	9.867	40.00	ug/L	25%		15-120		
2,4,6-Tribromophenol	32.33	40.00	ug/L	81%		15-140		
Nitrobenzene-d5	27.68	40.00	ug/L	69%		15-123		
2-Fluorobiphenyl	28.95	40.00	ug/L	72%		15-120		
Terphenyl-d14	28.80	40.00	ug/L	72%		15-120		

ENTHALPY ANALYTICAL

Batch QC

Type: Blank	Lab ID: QC1316076	Batch: 388247
Matrix: Water		

QC1316076 Analyte	Result	Qual	Units	RL	MDL	Prepared	Analyzed
Method: EPA 8081A Prep Method: EPA 3510C							
alpha-BHC	ND		ug/L	0.05	0.01	11/22/25	11/25/25
beta-BHC	ND		ug/L	0.05	0.01	11/22/25	11/25/25
gamma-BHC	ND		ug/L	0.05	0.009	11/22/25	11/25/25
delta-BHC	ND		ug/L	0.05	0.01	11/22/25	11/25/25
Heptachlor	ND		ug/L	0.05	0.01	11/22/25	11/25/25
Aldrin	ND		ug/L	0.05	0.01	11/22/25	11/25/25
Heptachlor epoxide	ND		ug/L	0.05	0.01	11/22/25	11/25/25
Endosulfan I	ND		ug/L	0.05	0.01	11/22/25	11/25/25
Dieldrin	ND		ug/L	0.1	0.01	11/22/25	11/25/25
4,4'-DDE	ND		ug/L	0.1	0.01	11/22/25	11/25/25
Endrin	ND		ug/L	0.1	0.01	11/22/25	11/25/25
Endosulfan II	ND		ug/L	0.1	0.02	11/22/25	11/25/25
Endosulfan sulfate	ND		ug/L	0.1	0.01	11/22/25	11/25/25
4,4'-DDD	ND		ug/L	0.1	0.01	11/22/25	11/25/25
Endrin aldehyde	ND		ug/L	0.1	0.02	11/22/25	11/25/25
Endrin ketone	ND		ug/L	0.1	0.02	11/22/25	11/25/25
4,4'-DDT	ND		ug/L	0.1	0.04	11/22/25	11/25/25
Methoxychlor	ND		ug/L	0.1	0.03	11/22/25	11/25/25
Toxaphene	ND		ug/L	2.0	0.4	11/22/25	11/25/25
Chlordane (Technical)	ND		ug/L	1.0	0.2	11/22/25	11/25/25
Surrogates				**Limits**			
TCMX	73%		%REC	29-120		11/22/25	11/25/25
Decachlorobiphenyl	95%		%REC	33-132		11/22/25	11/25/25
Method: EPA 8082 Prep Method: EPA 3510C							
Aroclor-1016	ND		ug/L	0.50	0.30	11/22/25	11/25/25
Aroclor-1221	ND		ug/L	0.50	0.47	11/22/25	11/25/25
Aroclor-1232	ND		ug/L	0.50	0.27	11/22/25	11/25/25
Aroclor-1242	ND		ug/L	0.50	0.29	11/22/25	11/25/25
Aroclor-1248	ND		ug/L	0.50	0.24	11/22/25	11/25/25
Aroclor-1254	ND		ug/L	0.50	0.27	11/22/25	11/25/25
Aroclor-1260	ND		ug/L	0.50	0.33	11/22/25	11/25/25
Aroclor-1262	ND		ug/L	0.50	0.29	11/22/25	11/25/25
Aroclor-1268	ND		ug/L	0.50	0.26	11/22/25	11/25/25
Surrogates				**Limits**			
Decachlorobiphenyl (PCB)	99%		%REC	28-138		11/22/25	11/25/25

ENTHALPY ANALYTICAL

Batch QC

Type:	**Lab Control Sample**	**Lab ID:**	**QC1316077**	**Batch:**	**388247**
Matrix:	**Water**	**Method:**	**EPA 8081A**	**Prep Method:**	**EPA 3510C**

QC1316077 Analyte	Result	Spiked	Units	Recovery	Qual	Limits
alpha-BHC	0.5498	0.5000	ug/L	110%		66-121
beta-BHC	0.5066	0.5000	ug/L	101%		73-120
gamma-BHC	0.5785	0.5000	ug/L	116%		68-125
delta-BHC	0.5670	0.5000	ug/L	113%		68-131
Heptachlor	0.5692	0.5000	ug/L	114%		63-120
Aldrin	0.5365	0.5000	ug/L	107%		56-120
Heptachlor epoxide	0.5132	0.5000	ug/L	103%		65-120
Endosulfan I	0.5563	0.5000	ug/L	111%		68-124
Dieldrin	0.5322	0.5000	ug/L	106%		66-124
4,4'-DDE	0.5425	0.5000	ug/L	109%		67-131
Endrin	0.6000	0.5000	ug/L	120%		68-135
Endosulfan II	0.5461	0.5000	ug/L	109%		71-130
Endosulfan sulfate	0.5260	0.5000	ug/L	105%		68-128
4,4'-DDD	0.5041	0.5000	ug/L	101%		65-130
Endrin aldehyde	0.4823	0.5000	ug/L	96%		67-124
Endrin ketone	0.5420	0.5000	ug/L	108%		69-137
4,4'-DDT	0.6144	0.5000	ug/L	123%		65-136
Methoxychlor	0.6053	0.5000	ug/L	121%		69-150
Surrogates						
TCMX	0.4207	0.5000	ug/L	84%		29-120
Decachlorobiphenyl	0.4803	0.5000	ug/L	96%		33-132

Batch QC

Type:	Lab Control Sample Duplicate	Lab ID:	QC1316078	Batch:	388247
Matrix:	Water	Method:	EPA 8081A	Prep Method:	EPA 3510C

QC1316078 Analyte	Result	Spiked	Units	Recovery	Qual	Limits	RPD	RPD Lim
alpha-BHC	0.5537	0.5000	ug/L	111%		66-121	1	20
beta-BHC	0.5067	0.5000	ug/L	101%		73-120	0	20
gamma-BHC	0.5802	0.5000	ug/L	116%		68-125	0	20
delta-BHC	0.5702	0.5000	ug/L	114%		68-131	1	20
Heptachlor	0.5726	0.5000	ug/L	115%		63-120	1	24
Aldrin	0.5425	0.5000	ug/L	108%		56-120	1	30
Heptachlor epoxide	0.5170	0.5000	ug/L	103%		65-120	1	20
Endosulfan I	0.5621	0.5000	ug/L	112%		68-124	1	20
Dieldrin	0.5394	0.5000	ug/L	108%		66-124	1	22
4,4'-DDE	0.5454	0.5000	ug/L	109%		67-131	1	21
Endrin	0.6043	0.5000	ug/L	121%		68-135	1	20
Endosulfan II	0.5587	0.5000	ug/L	112%		71-130	2	21
Endosulfan sulfate	0.5306	0.5000	ug/L	106%		68-128	1	21
4,4'-DDD	0.5055	0.5000	ug/L	101%		65-130	0	22
Endrin aldehyde	0.4864	0.5000	ug/L	97%		67-124	1	20
Endrin ketone	0.5487	0.5000	ug/L	110%		69-137	1	21
4,4'-DDT	0.6207	0.5000	ug/L	124%		65-136	1	23
Methoxychlor	0.6072	0.5000	ug/L	121%		69-150	0	23
Surrogates								
TCMX	0.4265	0.5000	ug/L	85%		29-120		
Decachlorobiphenyl	0.4863	0.5000	ug/L	97%		33-132		

Type:	Lab Control Sample	Lab ID:	QC1316079	Batch:	388247
Matrix:	Water	Method:	EPA 8082	Prep Method:	EPA 3510C

QC1316079 Analyte	Result	Spiked	Units	Recovery	Qual	Limits
Aroclor-1016	4.369	5.000	ug/L	87%		69-120
Aroclor-1260	4.129	5.000	ug/L	83%		72-124
Surrogates						
Decachlorobiphenyl (PCB)	0.4014	0.5000	ug/L	80%		28-138

Type:	Lab Control Sample Duplicate	Lab ID:	QC1316080	Batch:	388247
Matrix:	Water	Method:	EPA 8082	Prep Method:	EPA 3510C

QC1316080 Analyte	Result	Spiked	Units	Recovery	Qual	Limits	RPD	RPD Lim
Aroclor-1016	4.620	5.000	ug/L	92%		69-120	6	22
Aroclor-1260	4.557	5.000	ug/L	91%		72-124	10	25
Surrogates								
Decachlorobiphenyl (PCB)	0.4584	0.5000	ug/L	92%		28-138		

ENTHALPY ANALYTICAL

Batch QC

Type: Lab Control Sample	Lab ID: QC1315994	Batch: 388225
Matrix: Water	Method: EPA 8260B	Prep Method: EPA 5030B

QC1315994 Analyte	Result	Spiked	Units	Recovery	Qual	Limits
1,1-Dichloroethene	51.88	50.00	ug/L	104%		69-128
MTBE	50.67	50.00	ug/L	101%		66-125
Benzene	48.24	50.00	ug/L	96%		76-121
Trichloroethene	51.86	50.00	ug/L	104%		76-124
Toluene	47.57	50.00	ug/L	95%		76-120
Chlorobenzene	48.96	50.00	ug/L	98%		78-120
Surrogates						
Dibromofluoromethane	48.75	50.00	ug/L	98%		70-130
1,2-Dichloroethane-d4	46.48	50.00	ug/L	93%		70-130
Toluene-d8	50.43	50.00	ug/L	101%		70-130
Bromofluorobenzene	51.97	50.00	ug/L	104%		70-130

Type: Lab Control Sample Duplicate	Lab ID: QC1315995	Batch: 388225
Matrix: Water	Method: EPA 8260B	Prep Method: EPA 5030B

QC1315995 Analyte	Result	Spiked	Units	Recovery	Qual	Limits	RPD	RPD Lim
1,1-Dichloroethene	52.80	50.00	ug/L	106%		69-128	2	23
MTBE	52.55	50.00	ug/L	105%		66-125	4	22
Benzene	49.88	50.00	ug/L	100%		76-121	3	21
Trichloroethene	54.63	50.00	ug/L	109%		76-124	5	22
Toluene	49.41	50.00	ug/L	99%		76-120	4	21
Chlorobenzene	51.16	50.00	ug/L	102%		78-120	4	20
Surrogates								
Dibromofluoromethane	48.05	50.00	ug/L	96%		70-130		
1,2-Dichloroethane-d4	46.25	50.00	ug/L	92%		70-130		
Toluene-d8	50.40	50.00	ug/L	101%		70-130		
Bromofluorobenzene	51.70	50.00	ug/L	103%		70-130		

ENTHALPY ANALYTICAL

Batch QC

Type: Blank	**Lab ID:** QC1315999	**Batch:** 388225	
Matrix: Water	**Method:** EPA 8260B	**Prep Method:** EPA 5030B	

QC1315999 Analyte	Result	Qual	Units	RL	MDL	Prepared	Analyzed
Carbon Disulfide	ND		ug/L	5.0	0.3	11/22/25	11/22/25
Chloroprene	ND		ug/L	200	0.3	11/22/25	11/22/25
3-Chloropropene	ND		ug/L	5.0	0.2	11/22/25	11/22/25
Ethyl methacrylate	ND		ug/L	50	2.4	11/22/25	11/22/25
Ethanol	ND		ug/L	500	130	11/22/25	11/22/25
2-Hexanone	ND		ug/L	5.0	0.6	11/22/25	11/22/25
Isopropanol (IPA)	ND		ug/L	200	40	11/22/25	11/22/25
Methyl acrylonitrile	ND		ug/L	35	1.3	11/22/25	11/22/25
Vinyl Acetate	ND		ug/L	50	2.4	11/22/25	11/22/25
Acrolein	ND		ug/L	200	2.0	11/22/25	11/22/25
Acrylonitrile	ND		ug/L	10	0.3	11/22/25	11/22/25
Freon 12	ND		ug/L	5.0	0.2	11/22/25	11/22/25
Chloromethane	ND		ug/L	5.0	0.1	11/22/25	11/22/25
Vinyl Chloride	ND		ug/L	5.0	0.1	11/22/25	11/22/25
Bromomethane	ND		ug/L	5.0	0.3	11/22/25	11/22/25
Chloroethane	ND		ug/L	5.0	0.05	11/22/25	11/22/25
Trichlorofluoromethane	ND		ug/L	5.0	0.08	11/22/25	11/22/25
Iodomethane	ND		ug/L	5.0		11/22/25	11/22/25
Acetone	ND		ug/L	100	8.8	11/22/25	11/22/25
Freon 113	ND		ug/L	5.0	0.1	11/22/25	11/22/25
1,1-Dichloroethene	ND		ug/L	5.0	0.1	11/22/25	11/22/25
Methylene Chloride	ND		ug/L	10	0.2	11/22/25	11/22/25
MTBE	ND		ug/L	5.0	0.1	11/22/25	11/22/25
trans-1,2-Dichloroethene	ND		ug/L	5.0	0.1	11/22/25	11/22/25
1,1-Dichloroethane	ND		ug/L	5.0	0.07	11/22/25	11/22/25
2-Butanone	ND		ug/L	10	0.9	11/22/25	11/22/25
cis-1,2-Dichloroethene	ND		ug/L	5.0	0.09	11/22/25	11/22/25
2,2-Dichloropropane	ND		ug/L	5.0	0.09	11/22/25	11/22/25
Chloroform	ND		ug/L	5.0	0.07	11/22/25	11/22/25
Bromochloromethane	ND		ug/L	5.0	0.1	11/22/25	11/22/25
1,1,1-Trichloroethane	ND		ug/L	5.0	0.03	11/22/25	11/22/25
1,1-Dichloropropene	ND		ug/L	5.0	0.08	11/22/25	11/22/25
Carbon Tetrachloride	ND		ug/L	5.0	0.07	11/22/25	11/22/25
1,2-Dichloroethane	ND		ug/L	5.0	0.09	11/22/25	11/22/25
Benzene	ND		ug/L	1.0	0.07	11/22/25	11/22/25
Trichloroethene	ND		ug/L	5.0	0.05	11/22/25	11/22/25
1,2-Dichloropropane	ND		ug/L	5.0	0.07	11/22/25	11/22/25
Bromodichloromethane	ND		ug/L	5.0	0.05	11/22/25	11/22/25
Dibromomethane	ND		ug/L	5.0	0.1	11/22/25	11/22/25
4-Methyl-2-Pentanone	ND		ug/L	5.0	0.5	11/22/25	11/22/25
cis-1,3-Dichloropropene	ND		ug/L	5.0	0.08	11/22/25	11/22/25
Toluene	ND		ug/L	5.0	0.05	11/22/25	11/22/25
trans-1,3-Dichloropropene	ND		ug/L	5.0	0.03	11/22/25	11/22/25
1,1,2-Trichloroethane	ND		ug/L	5.0	0.06	11/22/25	11/22/25
1,3-Dichloropropane	ND		ug/L	5.0	0.1	11/22/25	11/22/25
Tetrachloroethene	ND		ug/L	5.0	0.09	11/22/25	11/22/25
Dibromochloromethane	ND		ug/L	5.0	0.07	11/22/25	11/22/25

ENTHALPY ANALYTICAL

Batch QC

QC1315999 Analyte	Result	Qual	Units	RL	MDL	Prepared	Analyzed
1,2-Dibromoethane	ND		ug/L	5.0	0.07	11/22/25	11/22/25
Chlorobenzene	ND		ug/L	5.0	0.05	11/22/25	11/22/25
1,1,1,2-Tetrachloroethane	ND		ug/L	5.0	0.06	11/22/25	11/22/25
Ethylbenzene	ND		ug/L	5.0	0.04	11/22/25	11/22/25
m,p-Xylenes	ND		ug/L	5.0	0.1	11/22/25	11/22/25
o-Xylene	ND		ug/L	5.0	0.06	11/22/25	11/22/25
Styrene	ND		ug/L	5.0	0.06	11/22/25	11/22/25
Bromoform	ND		ug/L	5.0	0.08	11/22/25	11/22/25
Isopropylbenzene	ND		ug/L	5.0	0.06	11/22/25	11/22/25
1,1,2,2-Tetrachloroethane	ND		ug/L	5.0	0.06	11/22/25	11/22/25
1,2,3-Trichloropropane	ND		ug/L	5.0	0.09	11/22/25	11/22/25
Propylbenzene	ND		ug/L	5.0	0.05	11/22/25	11/22/25
Bromobenzene	ND		ug/L	5.0	0.06	11/22/25	11/22/25
1,3,5-Trimethylbenzene	ND		ug/L	5.0	0.08	11/22/25	11/22/25
2-Chlorotoluene	ND		ug/L	5.0	0.07	11/22/25	11/22/25
4-Chlorotoluene	ND		ug/L	5.0	0.08	11/22/25	11/22/25
tert-Butylbenzene	ND		ug/L	5.0	0.07	11/22/25	11/22/25
1,2,4-Trimethylbenzene	ND		ug/L	5.0	0.07	11/22/25	11/22/25
sec-Butylbenzene	ND		ug/L	5.0	0.06	11/22/25	11/22/25
para-Isopropyl Toluene	ND		ug/L	5.0	0.05	11/22/25	11/22/25
1,3-Dichlorobenzene	ND		ug/L	5.0	0.06	11/22/25	11/22/25
1,4-Dichlorobenzene	ND		ug/L	5.0	0.07	11/22/25	11/22/25
n-Butylbenzene	ND		ug/L	5.0	0.08	11/22/25	11/22/25
1,2-Dichlorobenzene	ND		ug/L	5.0	0.04	11/22/25	11/22/25
1,2-Dibromo-3-Chloropropane	ND		ug/L	5.0	0.3	11/22/25	11/22/25
1,2,4-Trichlorobenzene	ND		ug/L	5.0	0.1	11/22/25	11/22/25
Hexachlorobutadiene	ND		ug/L	5.0	0.06	11/22/25	11/22/25
1,2,3-Trichlorobenzene	ND		ug/L	5.0	0.09	11/22/25	11/22/25
cis-1,4-Dichloro-2-butene	ND		ug/L	5.0	0.3	11/22/25	11/22/25
trans-1,4-Dichloro-2-butene	ND		ug/L	5.0	0.2	11/22/25	11/22/25
Xylene (total)	ND		ug/L	5.0		11/22/25	11/22/25
Surrogates				**Limits**			
Dibromofluoromethane	107%		%REC	70-130		11/22/25	11/22/25
1,2-Dichloroethane-d4	102%		%REC	70-130		11/22/25	11/22/25
Toluene-d8	101%		%REC	70-130		11/22/25	11/22/25
Bromofluorobenzene	99%		%REC	70-130		11/22/25	11/22/25

ENTHALPY ANALYTICAL

Batch QC

Type:	Matrix Spike	Lab ID:	QC1316074	Batch:	388225
Matrix (Source ID):	Water (546454-004)	Method:	EPA 8260B	Prep Method:	EPA 5030B

QC1316074 Analyte	Result	Source Sample Result	Spiked	Units	Recovery	Qual	Limits	DF
1,1-Dichloroethene	16.66	ND	20.00	ug/L	83%		62-131	1
MTBE	16.77	ND	20.00	ug/L	84%		61-124	1
Benzene	15.71	ND	20.00	ug/L	79%		70-123	1
Trichloroethene	16.54	0.1227	20.00	ug/L	82%		65-131	1
Toluene	14.68	ND	20.00	ug/L	73%		69-120	1
Chlorobenzene	15.29	ND	20.00	ug/L	76%		72-121	1
Surrogates								
Dibromofluoromethane	48.94		50.00	ug/L	98%		70-130	1
1,2-Dichloroethane-d4	48.97		50.00	ug/L	98%		70-130	1
Toluene-d8	49.96		50.00	ug/L	100%		70-130	1
Bromofluorobenzene	51.06		50.00	ug/L	102%		70-130	1

Type:	Matrix Spike Duplicate	Lab ID:	QC1316075	Batch:	388225
Matrix (Source ID):	Water (546454-004)	Method:	EPA 8260B	Prep Method:	EPA 5030B

QC1316075 Analyte	Result	Source Sample Result	Spiked	Units	Recovery	Qual	Limits	RPD	RPD Lim	DF
1,1-Dichloroethene	22.12	ND	20.00	ug/L	111%		62-131	28	31	1
MTBE	21.70	ND	20.00	ug/L	108%		61-124	26	30	1
Benzene	20.01	ND	20.00	ug/L	100%		70-123	24	31	1
Trichloroethene	21.26	0.1227	20.00	ug/L	106%		65-131	25	31	1
Toluene	19.35	ND	20.00	ug/L	97%		69-120	27	29	1
Chlorobenzene	20.62	ND	20.00	ug/L	103%		72-121	30*	29	1
Surrogates										
Dibromofluoromethane	49.82		50.00	ug/L	100%		70-130			1
1,2-Dichloroethane-d4	49.09		50.00	ug/L	98%		70-130			1
Toluene-d8	50.25		50.00	ug/L	100%		70-130			1
Bromofluorobenzene	50.37		50.00	ug/L	101%		70-130			1

Type:	Blank	Lab ID:	QC1316168	Batch:	388265
Matrix:	Water	Method:	EPA 8270C-SIM	Prep Method:	EPA 3535

QC1316168 Analyte	Result	Qual	Units	RL	MDL	Prepared	Analyzed
1,4-Dioxane	ND		ug/L	1.0	0.84	11/23/25	11/24/25
Surrogates				**Limits**			
1,4-Dioxane-d8 (SUR)	100%		%REC	80-120		11/23/25	11/24/25

ENTHALPY ANALYTICAL

Batch QC

Type:	Lab Control Sample	Lab ID:	QC1316169	Batch:	388265
Matrix:	Water	Method:	EPA 8270C-SIM	Prep Method:	EPA 3535

QC1316169 Analyte	Result	Spiked	Units	Recovery	Qual	Limits
1,4-Dioxane	9.438	10.00	ug/L	94%		79-120
Surrogates						
1,4-Dioxane-d8 (SUR)	9.913	10.00	ug/L	99%		80-120

Type:	Lab Control Sample Duplicate	Lab ID:	QC1316170	Batch:	388265
Matrix:	Water	Method:	EPA 8270C-SIM	Prep Method:	EPA 3535

QC1316170 Analyte	Result	Spiked	Units	Recovery	Qual	Limits	RPD	RPD Lim
1,4-Dioxane	9.407	10.00	ug/L	94%		79-120	0	20
Surrogates								
1,4-Dioxane-d8 (SUR)	10.37	10.00	ug/L	104%		80-120		

Type:	Blank	Lab ID:	QC1317454	Batch:	388626
Matrix:	Water	Method:	SM 4500-CN-E	Prep Method:	METHOD

QC1317454 Analyte	Result	Qual	Units	RL	MDL	Prepared	Analyzed
Cyanide	ND		mg/L	0.0050	0.0017	11/26/25	12/01/25

Type:	Lab Control Sample	Lab ID:	QC1317455	Batch:	388626
Matrix:	Water	Method:	SM 4500-CN-E	Prep Method:	METHOD

QC1317455 Analyte	Result	Spiked	Units	Recovery	Qual	Limits
Cyanide	0.1034	0.1000	mg/L	103%		85-115

Type:	Matrix Spike	Lab ID:	QC1317469	Batch:	388626
Matrix (Source ID):	Water (547505-001)	Method:	SM 4500-CN-E	Prep Method:	METHOD

QC1317469 Analyte	Result	Source Sample Result	Spiked	Units	Recovery	Qual	Limits	DF
Cyanide	0.1025	ND	0.1000	mg/L	102%		80-120	0.5

Type:	Matrix Spike Duplicate	Lab ID:	QC1317470	Batch:	388626
Matrix (Source ID):	Water (547505-001)	Method:	SM 4500-CN-E	Prep Method:	METHOD

QC1317470 Analyte	Result	Source Sample Result	Spiked	Units	Recovery	Qual	Limits	RPD	RPD Lim	DF
Cyanide	0.1053	ND	0.1000	mg/L	105%		80-120	3	20	0.5

ENTHALPY ANALYTICAL

Batch QC

Type: Blank	Lab ID: QC1315850	Batch: 388182
Matrix: Water	Method: SM 4500-S2-D	Prep Method: METHOD

QC1315850 Analyte	Result	Qual	Units	RL	MDL	Prepared	Analyzed
Sulfide	ND		mg/L	0.10		11/21/25	11/21/25

Type: Lab Control Sample	Lab ID: QC1315851	Batch: 388182
Matrix: Water	Method: SM 4500-S2-D	Prep Method: METHOD

QC1315851 Analyte	Result	Spiked	Units	Recovery	Qual	Limits
Sulfide	0.9000	1.000	mg/L	90%		90-110

Type: Matrix Spike	Lab ID: QC1315852	Batch: 388182
Matrix (Source ID): Water (547242-001)	Method: SM 4500-S2-D	Prep Method: METHOD

QC1315852 Analyte	Result	Source Sample Result	Spiked	Units	Recovery	Qual	Limits	DF
Sulfide	0.9000	ND	1.000	mg/L	90%		80-120	1

Type: Matrix Spike Duplicate	Lab ID: QC1315853	Batch: 388182
Matrix (Source ID): Water (547242-001)	Method: SM 4500-S2-D	Prep Method: METHOD

QC1315853 Analyte	Result	Source Sample Result	Spiked	Units	Recovery	Qual	Limits	RPD	RPD Lim	DF
Sulfide	0.9000	ND	1.000	mg/L	90%		80-120	0	20	1

Type: Blank	Lab ID: QC1316355	Batch: 388309
Matrix: Water	Method: SM 5310B	Prep Method: SM 5310B

QC1316355 Analyte	Result	Qual	Units	RL	MDL	Prepared	Analyzed
Total Organic Carbon	ND		mg/L	1.0	0.49	11/24/25	11/24/25

Type: Lab Control Sample	Lab ID: QC1316356	Batch: 388309
Matrix: Water	Method: SM 5310B	Prep Method: SM 5310B

QC1316356 Analyte	Result	Spiked	Units	Recovery	Qual	Limits
Total Organic Carbon	23.13	25.00	mg/L	93%		85-115

Type: Matrix Spike	Lab ID: QC1316371	Batch: 388309
Matrix (Source ID): Water (547308-001)	Method: SM 5310B	Prep Method: SM 5310B

QC1316371 Analyte	Result	Source Sample Result	Spiked	Units	Recovery	Qual	Limits	DF
Total Organic Carbon	28.25	4.658	25.00	mg/L	94%		75-125	1

ENTHALPY ANALYTICAL

Batch QC

Type:	Matrix Spike Duplicate	Lab ID:	QC1316372	Batch:	388309
Matrix (Source ID):	Water (547308-001)	Method:	SM 5310B	Prep Method:	SM 5310B

QC1316372 Analyte	Result	Source Sample Result	Spiked	Units	Recovery	Qual	Limits	RPD	RPD Lim	DF
Total Organic Carbon	29.41	4.658	25.00	mg/L	99%		75-125	4	25	1

Type:	Sample Duplicate	Lab ID:	QC1315390	Batch:	388036
Matrix (Source ID):	Water (547308-001)	Method:	SM2130B		

QC1315390 Analyte	Result	Source Sample Result	Units	Qual	RPD	RPD Lim	DF
Turbidity	7.860	8.130	NTU		3	20	1

Type:	Sample Duplicate	Lab ID:	QC1315440	Batch:	388036
Matrix (Source ID):	Water (547395-001)	Method:	SM2130B		

QC1315440 Analyte	Result	Source Sample Result	Units	Qual	RPD	RPD Lim	DF
Turbidity	ND	ND	NTU			20	1

Type:	Blank	Lab ID:	QC1318837	Batch:	389047
Matrix:	Water	Method:	SM2320B	Prep Method:	METHOD

QC1318837 Analyte	Result	Qual	Units	RL	MDL	Prepared	Analyzed
Bicarbonate	ND		mg/L	2.0		12/03/25	12/03/25
Alkalinity, Total as CaCO3	ND		mg/L	2.0		12/03/25	12/03/25

Type:	Lab Control Sample	Lab ID:	QC1318838	Batch:	389047
Matrix:	Water	Method:	SM2320B	Prep Method:	METHOD

QC1318838 Analyte	Result	Spiked	Units	Recovery	Qual	Limits
Alkalinity, Total as CaCO3	956.5	1000	mg/L	96%		90-110

Type:	Sample Duplicate	Lab ID:	QC1318839	Batch:	389047
Matrix (Source ID):	Water (547508-001)	Method:	SM2320B	Prep Method:	METHOD

QC1318839 Analyte	Result	Source Sample Result	Units	Qual	RPD	RPD Lim	DF
Bicarbonate	148.4	146.2	mg/L		2	20	1
Alkalinity, Total as CaCO3	121.7	119.8	mg/L		2	20	1

ENTHALPY ANALYTICAL

Batch QC

Type:	Sample Duplicate	Lab ID:	QC1318943	Batch:	389081
Matrix (Source ID):	Water (547320-001)	Method:	SM2510B	Prep Method:	METHOD

QC1318943 Analyte	Result	Source Sample Result	Units	Qual	RPD	RPD Lim	DF
Specific Conductance	617.3	606.4	umhos/cm		2	20	1

Type:	Blank	Lab ID:	QC1316896	Batch:	388469
Matrix:	Water	Method:	SM2540C	Prep Method:	METHOD

QC1316896 Analyte	Result	Qual	Units	RL	MDL	Prepared	Analyzed
Total Dissolved Solids	ND		mg/L	10		11/25/25	11/30/25

Type:	Lab Control Sample	Lab ID:	QC1316897	Batch:	388469
Matrix:	Water	Method:	SM2540C	Prep Method:	METHOD

QC1316897 Analyte	Result	Spiked	Units	Recovery	Qual	Limits
Total Dissolved Solids	1,017	1000	mg/L	102%		90-110

Type:	Sample Duplicate	Lab ID:	QC1316898	Batch:	388469
Matrix (Source ID):	Water (547320-001)	Method:	SM2540C	Prep Method:	METHOD

QC1316898 Analyte	Result	Source Sample Result	Units	Qual	RPD	RPD Lim	DF
Total Dissolved Solids	442.0	456.0	mg/L		3	5	2

Type:	Sample Duplicate	Lab ID:	QC1316899	Batch:	388469
Matrix (Source ID):	Water (547434-004)	Method:	SM2540C	Prep Method:	METHOD

QC1316899 Analyte	Result	Source Sample Result	Units	Qual	RPD	RPD Lim	DF
Total Dissolved Solids	750.0	786.0	mg/L		5	5	2

Type:	Blank	Lab ID:	QC1317077	Batch:	388520
Matrix:	Water	Method:	SM2540D	Prep Method:	METHOD

QC1317077 Analyte	Result	Qual	Units	RL	MDL	Prepared	Analyzed
Total Suspended Solids	ND		mg/L	0.5		11/25/25	11/26/25

Type:	Lab Control Sample	Lab ID:	QC1317078	Batch:	388520
Matrix:	Water	Method:	SM2540D	Prep Method:	METHOD

QC1317078 Analyte	Result	Spiked	Units	Recovery	Qual	Limits
Total Suspended Solids	100.4	100.0	mg/L	100%		90-110

ENTHALPY ANALYTICAL

Batch QC

Type:	Lab Control Sample Duplicate	Lab ID:	QC1317079	Batch:	388520
Matrix:	Water	Method:	SM2540D	Prep Method:	METHOD

QC1317079 Analyte	Result	Spiked	Units	Recovery	Qual	Limits	RPD	RPD Lim
Total Suspended Solids	100.1	100.0	mg/L	100%		90-110	0	5

Type:	Sample Duplicate	Lab ID:	QC1317080	Batch:	388520
Matrix (Source ID):	Water (547001-004)	Method:	SM2540D	Prep Method:	METHOD

QC1317080 Analyte	Result	Source Sample Result	Units	Qual	RPD	RPD Lim	DF
Total Suspended Solids	432.0	392.0	mg/L		10*	5	1

Type:	Sample Duplicate	Lab ID:	QC1317081	Batch:	388520
Matrix (Source ID):	Water (547517-002)	Method:	SM2540D	Prep Method:	METHOD

QC1317081 Analyte	Result	Source Sample Result	Units	Qual	RPD	RPD Lim	DF
Total Suspended Solids	272.4	293.4	mg/L		7*	5	1

Type:	Blank	Lab ID:	QC1315656	Batch:	388133
Matrix:	Water	Method:	SM5210B	Prep Method:	METHOD

QC1315656 Analyte	Result	Qual	Units	RL	MDL	Prepared	Analyzed
Biochemical Oxygen Demand	ND		mg/L	3.0		11/21/25 11:50	11/26/25 13:31

Type:	Lab Control Sample	Lab ID:	QC1315657	Batch:	388133
Matrix:	Water	Method:	SM5210B	Prep Method:	METHOD

QC1315657 Analyte	Result	Spiked	Units	Recovery	Qual	Limits
Biochemical Oxygen Demand	201.8	198.0	mg/L	102%		84.6-115.4

Type:	Sample Duplicate	Lab ID:	QC1315658	Batch:	388133
Matrix (Source ID):	Water (547001-004)	Method:	SM5210B	Prep Method:	METHOD

QC1315658 Analyte	Result	Source Sample Result	Units	Qual	RPD	RPD Lim	DF
Biochemical Oxygen Demand	2,636	2776	mg/L		5	30	1

Type:	Blank	Lab ID:	QC1318853	Batch:	389052
Matrix:	Water	Method:	SM5220D	Prep Method:	SM 5220D

QC1318853 Analyte	Result	Qual	Units	RL	MDL	Prepared	Analyzed
Chemical Oxygen Demand	ND		mg/L	4.0	2.0	12/03/25	12/04/25

ENTHALPY ANALYTICAL

Batch QC

Type: Lab Control Sample	**Lab ID:** QC1318854	**Batch:** 389052
Matrix: Water	**Method:** SM5220D	**Prep Method:** SM 5220D

QC1318854 Analyte	Result	Spiked	Units	Recovery	Qual	Limits
Chemical Oxygen Demand	990.0	1000	mg/L	99%		90-110

Type: Matrix Spike	**Lab ID:** QC1318858	**Batch:** 389052
Matrix (Source ID): Water (548169-001)	**Method:** SM5220D	**Prep Method:** SM 5220D

QC1318858 Analyte	Result	Source Sample Result	Spiked	Units	Recovery	Qual	Limits	DF
Chemical Oxygen Demand	1,322	349.0	1000	mg/L	97%		75-125	1

Type: Matrix Spike Duplicate	**Lab ID:** QC1318859	**Batch:** 389052
Matrix (Source ID): Water (548169-001)	**Method:** SM5220D	**Prep Method:** SM 5220D

QC1318859 Analyte	Result	Source Sample Result	Spiked	Units	Recovery	Qual	Limits	RPD	RPD Lim	DF
Chemical Oxygen Demand	1,322	349.0	1000	mg/L	97%		75-125	0	20	1

* Value is outside QC limits

E Response exceeds instrument's linear range

ND Not Detected

NM Not Meaningful

Laboratory Job Number 547508

Subcontracted Products

Pace Laboratories

Pace Analytical Services, LLC
1638 Roseytown Road - Suites 2,3,4
Greensburg, PA 15601
(724)850-5600

December 09, 2025

Zach Barker
Enthalpy Analytical
931 W Barkley Ave
Orange, CA 92868

RE: Project: 547508
Pace Project No.: 30829321

Dear Zach Barker:

Enclosed are the analytical results for sample(s) received by the laboratory on November 25, 2025. The results relate only to the samples included in this report. Results reported herein conform to the applicable TNI/NELAC Standards and the laboratory's Quality Manual, where applicable, unless otherwise noted in the body of the report.

The test results provided in this final report were generated by each of the following laboratories within the Pace Network:

The samples were subcontracted to Pace Analytical - Bakersfield, 4100 Atlas Court Bakersfield, CA 93308 for orthophosphorus pesticides analysis. The results of this analysis are reported on the Pace Analytical - Altoona data tables attached.

If you have any questions concerning this report, please feel free to contact me.

Sincerely,

Nikayla M. Yasurek
nikayla.yasurek@pacelabs.com
(724)850-5600
Project Manager

Enclosures

cc: Sophia Baughman, Enthalpy Analytical
Diane Galvan, Enthalpy Analytical
Brenda Hamilton, Enthalpy Analytical
Ms. Patricia Mata, Enthalpy Analytical
Taylor Nasu, Enthalpy Analytical
Jocelyn Nguyen, Enthalpy Analytical
Incoming Reports, Enthalpy Analytical
David Tripp, Enthalpy Analytical

REPORT OF LABORATORY ANALYSIS

This report shall not be reproduced, except in full,
without the written consent of Pace Analytical Services, LLC.

Pace Analytical Services, LLC
1638 Roseytown Road - Suites 2,3,4
Greensburg, PA 15601
(724)850-5600

SAMPLE SUMMARY

Project: 547508
Pace Project No.: 30829321

Lab ID	Sample ID	Matrix	Date Collected	Date Received
30829321001	**SOUTH**	Water	11/20/25 14:15	11/25/25 11:12

REPORT OF LABORATORY ANALYSIS

This report shall not be reproduced, except in full,
without the written consent of Pace Analytical Services, LLC.

ENTHALPY ANALYTICAL
931 West Barkley Ave
Orange, CA 92868
(714) 771-6900

2520470

Subcontract Laboratory:
Pace Laboratories
4100 Atlas Court
Bakersfield, CA 93308
ATTN: Ragen Schallock
PO #: Required, to be sent via email

2520470

Enthalpy Order: EO-547508
PM: Zach Barker
Email: zach.barker@enthalpy.com
CC: incomingreports@enthalpy.com
Phone: (714) 771-6900

Results Due: Standard TAT
Report Level: II
Report To: MDL
EDDs: ELM_TransferOut (Standard Excel Transfer EDD, 3 tabs)

Notes:
Chiquita Canyon Stormwater

Sample ID	Collected	Lab ID	# Cont.	Matrix	Analysis Requested	Comment
SOUTH	20-NOV-2025 14:15	547508-001	1	Water	Organophosphorus Pesticides	-1

Notes:	Relinquished By:	Received By:
	[signature]	[signature]
	Date: 11-24-25 15:00	Date: 11/25/25 1117
	Date:	Date:
	Date:	Date:

PACE ANALYTICAL

COOLER RECEIPT FORM

Page 1 Of 1

Submission #: 7520470

SHIPPING INFORMATION
Fed Ex ☒ UPS ☐ GSO / GLS ☐ Hand Delivery ☐
Pace Lab Field Service ☐ Other ☐ (Specify)_____

SHIPPING CONTAINER
Ice Chest ☒ None ☐ Box ☐
Other ☐ (Specify)_____

FREE LIQUID
YES ☒ NO ☐
(W) / S

Refrigerant: Ice ☒ Blue Ice ☐ None ☐ Other ☐ Comments:

Custody Seals: Ice Chest ☐ Intact? Yes ☐ No ☐ | Containers ☐ Intact? Yes ☐ No ☐ | None ☒ Comments:

All samples received? Yes ☒ No ☐ All samples containers intact? Yes ☒ No ☐ Description(s) match COC? Yes ☒ No ☐

☒ COC Received YES ☐ NO

Emissivity: 0.97 Container: N/A Thermometer ID: 366

Temperature: (A) 3.5 °C / (C) 3.6 °C

Date/Time 11/25/25 1112

Analyst Init KIB

SAMPLE CONTAINERS	SAMPLE NUMBERS 1	2	3	4	5	6	7	8	9	10
QT PE UNPRES										
4oz / 8oz / 16oz PE UNPRES										
2oz Cr^{+6}										
QT INORGANIC CHEMICAL METALS										
INORGANIC CHEMICAL METALS 4oz / 8oz / 16oz										
PT CYANIDE										
PT NITROGEN FORMS										
PT TOTAL SULFIDE										
2oz. NITRATE / NITRITE										
PT TOTAL ORGANIC CARBON										
PT CHEMICAL OXYGEN DEMAND										
PtA PHENOLICS										
40ml VOA VIAL TRAVEL BLANK										
40ml VOA VIAL										
QT EPA 1664B										
PT ODOR										
RADIOLOGICAL										
BACTERIOLOGICAL										
40 ml VOA VIAL- 504										
QT EPA 508/608.3/8081A										
QT EPA 515.1/8151A										
QT EPA 525.2										
QT EPA 525.2 TRAVEL BLANK										
40ml EPA 547										
40ml EPA 531.1										
8oz EPA 548.1										
QT EPA 549.2										
QT EPA 8015M										
QT EPA 8270C										
8oz / 16oz / 32oz AMBER (2) (2)	A									
8oz / 16oz / 32oz JAR										
SOIL SLEEVE										
PCB VIAL										
PLASTIC BAG										
TEDLAR BAG										
FERROUS IRON										
ENCORE										
SMART KIT										
SUMMA CANISTER										

CHK BY SV DISTRIBUTION SUB OUT

Comments:

Sample Numbering Completed By: TOT Date/Time: 11-25-25 11:55

A = Actual / C = Corrected

Rev 23 05/20/22
[S:\WPDoc\WordPerfect\LAB_DOCS\FORMS\SAMRECrev 20]

Date of Report: 12/08/2025

Nikayla Yasurek

PACE Analytical - PA
1638 Roseytown Road, Ste 2,3 &4
Greensburg, PA 15601

Client Project:	EO-547508
Pace Project:	Chiquita Canyon Landfill Stormwater
Pace Work Order:	2520470
Invoice ID:	B527925

Enclosed are the results of analyses for samples received by the laboratory on 11/25/2025. If you have any questions concerning this report, please feel free to contact me.

Sincerely,

Contact Person: Ragen Williams
Client Service Rep

Steven Bennett
Operations Manager

Table of Contents

Sample Information

Chain of Custody and Cooler Receipt form 3

Laboratory / Client Sample Cross Reference 6

Sample Results

2520470-01 - SOUTH

Organo-Phosphorus Pesticide Analysis (EPA Method 8141A) 7

Quality Control Reports

Organo-Phosphorus Pesticide Analysis (EPA Method 8141A)

Method Blank Analysis 8

Laboratory Control Sample 9

Notes

Notes and Definitions 10

Chain of Custody and Cooler Receipt Form for 2520470 Page 1 of 3

Internal Transfer Chain of Custody

Rush Multiplier____X
Samples Pre-Logged into eCOC

State Of Origin: CA
Cert. Needed: ☐ Yes ☐ No

Workorder: 30829321 Workorder Name: 547508 Owner Received Date: 11/25/2025 Results Requested By: 12/11/2025

Report To

Nikayla M. Yasurek
Pace Analytical Pittsburgh
1638 Roseytown Road
Suites 2,3,4
Greensburg, PA 15601
Phone (724)850-5600

Subcontract To

Pace Analytical Bakersfield
4100 Atlas Court
Bakersfield, CA 93313
Phone (661)327-4911

Item	Sample ID	Sample Type	Collect Date/Time	Lab ID	Matrix	Preserved Containers: HCL	Requested Analysis: Organophosphorus Pesticides	LAB USE ONLY
1	SOUTH	PS	11/20/2025 14:15	30829321001	Water	1	X	
2								
3								
4								
5								

Comments

Transfers	Released By	Date/Time	Received By	Date/Time
1				
2				
3				

Cooler Temperature on Receipt ____°C | Custody Seal Y or N | Received on Ice Y or N | Samples Intact Y or N

****In order to maintain client confidentiality, location/name of the sampling site, sampler's name and signature may not be provided on this COC document. This chain of custody is considered complete as is since this information is available in the owner laboratory.*

Wednesday, November 26, 2025 2:45:34 PM FMT-ALL-C-002rev.00 24March2009 Page 1 of 1

ENTHALPY ANALYTICAL

931 West Barkley Ave
Orange, CA 92868
(714) 771-6900

2520470

Subcontract Laboratory:
Pace Laboratories
4100 Atlas Court
Bakersfield, CA 93308
ATTN: Ragen Schallock
PO #: Required, to be sent via email

2520470

Enthalpy Order: EO-547508
PM: Zach Barker
Email: zach.barker@enthalpy.com
CC: incomingreports@enthalpy.com
Phone: (714) 771-6900

Results Due: Standard TAT
Report Level: II
Report To: MDL
EDDs: ELM_TransferOut (Standard Excel Transfer EDD, 3 tabs)

Notes:
Chiquita Canyon Stormwater

Sample ID	Collected	Lab ID	# Cont.	Matrix	Analysis Requested	Comment
SOUTH	20-NOV-2025 14:15	547508-001	1	Water	Organophosphorus Pesticides	~1

Notes:	Relinquished By:	Received By:
	[signature]	[signature]
	Date: 11-24-25 15:00	Date: 11/25/25 1117
	Date:	Date:
	Date:	Date:

1 of 1

PACE ANALYTICAL — COOLER RECEIPT FORM — Page 1 Of 1

Submission #: 2520470

SHIPPING INFORMATION
Fed Ex [X] UPS ☐ GSO / GLS ☐ Hand Delivery ☐
Pace Lab Field Service ☐ Other ☐ (Specify)_____

SHIPPING CONTAINER
Ice Chest [X] None ☐ Box ☐
Other ☐ (Specify)_____

FREE LIQUID
YES [X] NO ☐
(W) / S

Refrigerant: Ice [X] Blue Ice ☐ None ☐ Other ☐ Comments:

Custody Seals: Ice Chest ☐ Intact? Yes ☐ No ☐ | Containers ☐ Intact? Yes ☐ No ☐ | None [X] Comments:

All samples received? Yes [X] No ☐ All samples containers intact? Yes [X] No ☐ Description(s) match COC? Yes [X] No ☐

COC Received [X] YES ☐ NO

Emissivity: 0.97 Container: N/A Thermometer ID: 366

Temperature: (A) 3.5 °C / (C) 3.6 °C

Date/Time 11/25/25 1112

Analyst Init KIB

SAMPLE CONTAINERS	SAMPLE NUMBERS 1	2	3	4	5	6	7	8	9	10
QT PE UNPRES										
4oz / 8oz / 16oz PE UNPRES										
2oz Cr^{+6}										
QT INORGANIC CHEMICAL METALS										
INORGANIC CHEMICAL METALS 4oz / 8oz / 16oz										
PT CYANIDE										
PT NITROGEN FORMS										
PT TOTAL SULFIDE										
2oz. NITRATE / NITRITE										
PT TOTAL ORGANIC CARBON										
PT CHEMICAL OXYGEN DEMAND										
PtA PHENOLICS										
40ml VOA VIAL TRAVEL BLANK										
40ml VOA VIAL										
QT EPA 1664B										
PT ODOR										
RADIOLOGICAL										
BACTERIOLOGICAL										
40 ml VOA VIAL- 504										
QT EPA 508/608.3/8081A										
QT EPA 515.1/8151A										
QT EPA 525.2										
QT EPA 525.2 TRAVEL BLANK										
40ml EPA 547										
40ml EPA 531.1										
8oz EPA 548.1										
QT EPA 549.2										
QT EPA 8015M										
QT EPA 8270C										
8oz / 16oz / 32oz AMBER	A									
8oz / 16oz / 32oz JAR										
SOIL SLEEVE										
PCB VIAL										
PLASTIC BAG										
TEDLAR BAG										
FERROUS IRON										
ENCORE										
SMART KIT										
SUMMA CANISTER										

CHK BY [KIB] DISTRIBUTION [SV] SUB OUT ☐

Comments:
Sample Numbering Completed By: TDT Date/Time: 11-25-25 11:55
A = Actual / C = Corrected

Rev 23 05/20/22
[S:\WPDocWordPerfect\LAB_DOCS\FORMS\SAMRECrev 20]

The results in this report apply to the samples analyzed in accordance with the chain of custody document. This analytical report must be reproduced in its entirety.
All results listed in this report are for the exclusive use of the submitting party. Pace Analytical assumes no responsibility for report alteration, separation, detachment or third party interpretation.

PACE Analytical - PA
1638 Roseytown Road, Ste 2,3 &4
Greensburg, PA 15601

Reported: 12/08/2025 10:15
Project: Chiquita Canyon Landfill Stormwater
Project Number: EO-547508
Project Manager: Nikayla Yasurek

Laboratory / Client Sample Cross Reference

Laboratory	Client Sample Information			
2520470-01	**COC Number:**	---	**Receive Date:**	11/25/2025 11:12
	Project Number:	---	**Sampling Date:**	11/20/2025 14:15
	Sampling Location:	---	**Sample Depth:**	---
	Sampling Point:	SOUTH	**Lab Matrix:**	Water
	Sampled By:	client	**Sample Type:**	Water

The results in this report apply to the samples analyzed in accordance with the chain of custody document. This analytical report must be reproduced in its entirety.
All results listed in this report are for the exclusive use of the submitting party. Pace Analytical assumes no responsibility for report alteration, separation, detachment or third party interpretation.

PACE Analytical - PA
1638 Roseytown Road, Ste 2,3 &4
Greensburg, PA 15601

Reported: 12/08/2025 10:15
Project: Chiquita Canyon Landfill Stormwater
Project Number: EO-547508
Project Manager: Nikayla Yasurek

Organo-Phosphorus Pesticide Analysis (EPA Method 8141A)

Pace Sample ID: 2520470-01 | **Client Sample Name:** SOUTH, 11/20/2025 2:15:00PM, client

Constituent	Result	Units	PQL	MDL	Method	MB Bias	Lab Quals	DCN
Azinphos methyl	ND	ug/L	0.50	0.12	EPA-8141A	ND		1
Bolstar	ND	ug/L	0.20	0.050	EPA-8141A	ND		1
Chlorpyrifos	ND	ug/L	0.20	0.050	EPA-8141A	ND		1
Coumaphos	ND	ug/L	0.50	0.11	EPA-8141A	ND		1
Demeton O/S	ND	ug/L	0.20	0.056	EPA-8141A	ND		1
Diazinon	ND	ug/L	0.20	0.050	EPA-8141A	ND		1
Dichlorvos	ND	ug/L	0.20	0.050	EPA-8141A	ND		1
Disulfoton	ND	ug/L	0.20	0.050	EPA-8141A	ND		1
Ethoprop	ND	ug/L	0.20	0.052	EPA-8141A	ND		1
Fensulfothion	ND	ug/L	0.20	0.051	EPA-8141A	ND		1
Fenthion	ND	ug/L	0.20	0.050	EPA-8141A	ND		1
Merphos	ND	ug/L	0.20	0.050	EPA-8141A	ND		1
Methyl parathion	ND	ug/L	0.20	0.050	EPA-8141A	ND		1
Mevinphos	ND	ug/L	0.20	0.050	EPA-8141A	ND		1
Naled	ND	ug/L	0.50	0.17	EPA-8141A	ND		1
Phorate	ND	ug/L	0.20	0.066	EPA-8141A	ND		1
Ronnel (Fenchlorphos)	ND	ug/L	0.20	0.050	EPA-8141A	ND		1
Stirophos (Tetrachlorvinphos)	ND	ug/L	0.20	0.082	EPA-8141A	ND		1
Tokuthion (Prothiofos)	ND	ug/L	0.20	0.050	EPA-8141A	ND		1
Trichloronate	ND	ug/L	0.20	0.050	EPA-8141A	ND		1
Triphenylphosphate (Surrogate)	81.6	%	50 - 130 (LCL - UCL)		EPA-8141A			1

DCN	Method	Prep Date	Run Date/Time	Analyst	Instrument	Dilution	QC Batch ID	Prep Method
1	EPA-8141A	11/25/25 16:00	12/05/25 00:18	OLH	GC-18	1	B223348	EPA 3510C

DCN = Data Continuation Number

The results in this report apply to the samples analyzed in accordance with the chain of custody document. This analytical report must be reproduced in its entirety.
All results listed in this report are for the exclusive use of the submitting party. Pace Analytical assumes no responsibility for report alteration, separation, detachment or third party interpretation.

PACE Analytical - PA
1638 Roseytown Road, Ste 2,3 &4
Greensburg, PA 15601

Reported: 12/08/2025 10:15
Project: Chiquita Canyon Landfill Stormwater
Project Number: EO-547508
Project Manager: Nikayla Yasurek

Organo-Phosphorus Pesticide Analysis (EPA Method 8141A)

Quality Control Report - Method Blank Analysis

Constituent	QC Sample ID	MB Result	Units	PQL	MDL	Lab Quals	Run #
QC Batch ID: B223348							
Azinphos methyl	B223348-BLK1	ND	ug/L	0.50	0.12		1
Bolstar	B223348-BLK1	ND	ug/L	0.20	0.050		1
Chlorpyrifos	B223348-BLK1	ND	ug/L	0.20	0.050		1
Coumaphos	B223348-BLK1	ND	ug/L	0.50	0.11		1
Demeton O/S	B223348-BLK1	ND	ug/L	0.20	0.056		1
Diazinon	B223348-BLK1	ND	ug/L	0.20	0.050		1
Dichlorvos	B223348-BLK1	ND	ug/L	0.20	0.050		1
Disulfoton	B223348-BLK1	ND	ug/L	0.20	0.050		1
Ethoprop	B223348-BLK1	ND	ug/L	0.20	0.052		1
Fensulfothion	B223348-BLK1	ND	ug/L	0.20	0.051		1
Fenthion	B223348-BLK1	ND	ug/L	0.20	0.050		1
Merphos	B223348-BLK1	ND	ug/L	0.20	0.050		1
Methyl parathion	B223348-BLK1	ND	ug/L	0.20	0.050		1
Mevinphos	B223348-BLK1	ND	ug/L	0.20	0.050		1
Naled	B223348-BLK1	ND	ug/L	0.50	0.17		1
Phorate	B223348-BLK1	ND	ug/L	0.20	0.066		1
Ronnel (Fenchlorphos)	B223348-BLK1	ND	ug/L	0.20	0.050		1
Stirophos (Tetrachlorvinphos)	B223348-BLK1	ND	ug/L	0.20	0.082		1
Tokuthion (Prothiofos)	B223348-BLK1	ND	ug/L	0.20	0.050		1
Trichloronate	B223348-BLK1	ND	ug/L	0.20	0.050		1
Triphenylphosphate (Surrogate)	**B223348-BLK1**	**62.0**	%	**50 - 130 (LCL - UCL)**			1

Run #	QC Sample ID	QC Type	Method	Prep Date	Run Date Time	Analyst	Instrument	Dilution
1	B223348-BLK1	PB	EPA-8141A	11/25/25	12/04/25 15:51	OLH	GC-18	1

The results in this report apply to the samples analyzed in accordance with the chain of custody document. This analytical report must be reproduced in its entirety.
All results listed in this report are for the exclusive use of the submitting party. Pace Analytical assumes no responsibility for report alteration, separation, detachment or third party interpretation.

PACE Analytical - PA
1638 Roseytown Road, Ste 2,3 &4
Greensburg, PA 15601

Reported: 12/08/2025 10:15
Project: Chiquita Canyon Landfill Stormwater
Project Number: EO-547508
Project Manager: Nikayla Yasurek

Organo-Phosphorus Pesticide Analysis (EPA Method 8141A)

Quality Control Report - Laboratory Control Sample

Constituent	QC Sample ID	Type	Result	Spike Level	Units	Percent Recovery	RPD	Control Limits Percent Recovery	Control Limits RPD	Lab Quals	Run #
QC Batch ID: B223348											
Bolstar	B223348-BS1	LCS	1.4500	2.0000	ug/L	72.5		50 - 130			1
	B223348-BSD1	LCSD	1.5000	2.0000	ug/L	75.0	3.4	50 - 130	30		2
Chlorpyrifos	B223348-BS1	LCS	1.7350	2.0000	ug/L	86.8		60 - 120			1
	B223348-BSD1	LCSD	1.7500	2.0000	ug/L	87.5	0.9	60 - 120	30		2
Diazinon	B223348-BS1	LCS	1.6400	2.0000	ug/L	82.0		60 - 130			1
	B223348-BSD1	LCSD	1.6500	2.0000	ug/L	82.5	0.6	60 - 130	30		2
Methyl parathion	B223348-BS1	LCS	1.5700	2.0000	ug/L	78.5		60 - 120			1
	B223348-BSD1	LCSD	1.6000	2.0000	ug/L	80.0	1.9	60 - 120	30		2
Mevinphos	B223348-BS1	LCS	1.6050	2.0000	ug/L	80.2		50 - 120			1
	B223348-BSD1	LCSD	1.6150	2.0000	ug/L	80.8	0.6	50 - 120	30		2
Ronnel (Fenchlorphos)	B223348-BS1	LCS	1.5600	2.0000	ug/L	78.0		50 - 120			1
	B223348-BSD1	LCSD	1.6050	2.0000	ug/L	80.2	2.8	50 - 120	30		2
Stirophos (Tetrachlorvinphos)	B223348-BS1	LCS	1.6900	2.0000	ug/L	84.5		50 - 120			1
	B223348-BSD1	LCSD	1.7000	2.0000	ug/L	85.0	0.6	50 - 120	30		2
Triphenylphosphate (Surrogate)	B223348-BS1	LCS	2.2550	2.5000	ug/L	90.2		50 - 130			1
	B223348-BSD1	LCSD	2.3150	2.5000	ug/L	92.6	2.6	50 - 130			2

Run #	QC Sample ID	QC Type	Method	Prep Date	Run Date Time	Analyst	Instrument	Dilution
1	B223348-BS1	LCS	EPA-8141A	11/25/25	12/04/25 18:20	OLH	GC-18	1
2	B223348-BSD1	LCSD	EPA-8141A	11/25/25	12/04/25 18:50	OLH	GC-18	1

The results in this report apply to the samples analyzed in accordance with the chain of custody document. This analytical report must be reproduced in its entirety.
All results listed in this report are for the exclusive use of the submitting party. Pace Analytical assumes no responsibility for report alteration, separation, detachment or third party interpretation.

PACE Analytical - PA
1638 Roseytown Road, Ste 2,3 &4
Greensburg, PA 15601

Reported: 12/08/2025 10:15
Project: Chiquita Canyon Landfill Stormwater
Project Number: EO-547508
Project Manager: Nikayla Yasurek

Notes And Definitions

MDL	Method Detection Limit
ND	Analyte Not Detected
PQL	Practical Quantitation Limit

The results in this report apply to the samples analyzed in accordance with the chain of custody document. This analytical report must be reproduced in its entirety.
All results listed in this report are for the exclusive use of the submitting party. Pace Analytical assumes no responsibility for report alteration, separation, detachment or third party interpretation.

Laboratory Job Number 547508

Subcontracted Products

McCampbell Analytical, Inc.

McCampbell Analytical, Inc.

"When Quality Counts"

Analytical Report

WorkOrder: 2511K18

Report Created for: Enthalpy Analytical

931 West Barkley Avenue
Orange, CA 92868

Project Contact: Zach Barker
Project P.O.: 079649
Project: EO-547508

Project Location:
Project Received: 11/26/2025

Analytical Report reviewed & approved for release on 12/04/2025 by:

Jena Alfaro
Project Manager

The report shall not be reproduced except in full, without the written approval of the laboratory. The analytical results relate only to the items tested. Results reported conform to the most current regulatory standards, where applicable, unless otherwise stated.

1534 Willow Pass Rd. Pittsburg, CA 94565 ♦ TEL: (877) 252-9262 ♦ FAX: (925) 252-9269 ♦ www.mccampbell.com
CA ELAP 1644 ♦ ORELAP (NELAP) 4033 ♦ AIHA-LAP ID#232255 ♦ DoD-ELAP Cert # L22-757

McCampbell Analytical, Inc.
"When Quality Counts"

1534 Willow Pass Road, Pittsburg, CA 94565-1701
Toll Free Telephone: (877) 252-9262 / Fax: (925) 252-9269
http://www.mccampbell.com / E-mail: main@mccampbell.com

Glossary of Terms & Qualifier Definitions

Client: Enthalpy Analytical **WorkOrder:** 2511K18

Project: EO-547508

Glossary Abbreviation

%D	Serial Dilution Percent Difference
95% Interval	95% Confident Interval
CCV	Continuing Calibration Verification.
CCV REC (%)	% recovery of Continuing Calibration Verification.
CPT	Consumer Product Testing not NELAP Accredited
DF	Dilution Factor
DI WET	(DISTLC) Waste Extraction Test using DI water
DISS	Dissolved (direct analysis of 0.45 µm filtered and acidified water sample)
DLT	Dilution Test (Serial Dilution)
DUP	Duplicate
EDL	Estimated Detection Limit
ERS	External reference sample. Second source calibration verification.
ITEF	International Toxicity Equivalence Factor
LCS	Laboratory Control Sample
LCS2	Second LCS for the batch. Spike level is lower than that for the first LCS; applicable to method 1633.
LQL	Lowest Quantitation Level
MB	Method Blank
MB IS/SS % Rec	% Recovery of Internal Standard or Surrogate in Method Blank, if applicable
MB SS % Rec	% Recovery of Surrogate in Method Blank, if applicable
MDL	Method Detection Limit [1]
ML	Minimum Level of Quantitation
MS	Matrix Spike
MSD	Matrix Spike Duplicate
NA	Not Applicable
ND	Not detected at or above the indicated MDL or RL.
NR	Data Not Reported due to matrix interference or insufficient sample amount.
PDS	Post Digestion Spike
PF	Prep Factor
RD	Relative Difference
RL	Reporting Limit [2]
RPD	Relative Percent Difference
RRT	Relative Retention Time
RSD	Relative Standard Deviation
SNR	Surrogate is diluted out of the calibration range

[1] MDL is the minimum measured concentration of a substance that can be reported with 99% confidence that the measured concentration is distinguishable from method blank results. Definition and Procedure for the Determination of the Method Detection Limit, Revision 2, 40CFR, Part 136, Appendix B, EPA 821-R-16-006, December 2016. Values are based upon our default extraction volume/amount and are subject to change.

[2] RL is the lowest level that can be reliably determined within specified limits of precision and accuracy during routine laboratory operating conditions. (The RL cannot be lower than the lowest calibration standard used in the initial calibration of the instrument and must be greater than the MDL.) Values are based upon our default extraction volume/amount and are subject to change.

McCampbell Analytical, Inc.
"When Quality Counts"

1534 Willow Pass Road, Pittsburg, CA 94565-1701
Toll Free Telephone: (877) 252-9262 / Fax: (925) 252-9269
http://www.mccampbell.com / E-mail: main@mccampbell.com

Glossary of Terms & Qualifier Definitions

Client: Enthalpy Analytical **WorkOrder:** 2511K18

Project: EO-547508

SPK Val	Spike Value
SPKRef Val	Spike Reference Value
SPLP	Synthetic Precipitation Leachate Procedure
ST	Sorbent Tube
TCLP	Toxicity Characteristic Leachate Procedure
TEQ	Toxicity Equivalents
TNTC	“Too Numerous to Count;” greater than 250 colonies observed on the plate.
TPH-Diesel	Sample results for semi-volatile TPH (diesel, kerosene, oil, etc) were calculated using a background subtraction procedure to correct for instrument baseline rise (column bleed) as described in Sec 7.7.2.2 of EPA 8015 B, C.
TZA	TimeZone Net Adjustment for sample collected outside of MAI's Coordinated Universal Time (UTC). (Adjustment for Daylight Saving is not accounted.)
WET (STLC)	Waste Extraction Test (Soluble Threshold Limit Concentration)

Analytical Qualifiers

H	Sample was analyzed out of hold time
a3	Sample diluted due to high organic content interfering with quantitative/or qualitative analysis.

McCampbell Analytical, Inc.
"When Quality Counts"

1534 Willow Pass Road, Pittsburg, CA 94565-1701
Toll Free Telephone: (877) 252-9262 / Fax: (925) 252-9269
http://www.mccampbell.com / E-mail: main@mccampbell.com

Analytical Report

Client:	Enthalpy Analytical	**WorkOrder:**	2511K18
Date Received:	11/26/2025 9:53	**Extraction Method:**	E8151A
Date Prepared:	12/01/2025	**Analytical Method:**	E8151A
Project:	EO-547508	**Unit:**	µg/L

Chlorinated Herbicides by GC-ECD

Client ID	Lab ID	Matrix	Date Collected	Instrument FileID	Batch ID
SOUTH	2511K18-001A	Water	11/20/2025 14:15	GC15A 12022554.D	331017

Analytes	Result	Qualifiers	MDL	RL	DF	Date Analyzed
Acifluorfen	ND	H	5.3	10	10	12/03/2025 06:45
Bentazon	ND	H	3.2	10	10	12/03/2025 06:45
Chloramben	ND	H	6.4	10	10	12/03/2025 06:45
2,4-D (Dichlorophenoxyacetic acid)	ND	H	0.79	2.0	10	12/03/2025 06:45
2,4-DB	ND	H	4.2	10	10	12/03/2025 06:45
Dalapon	ND	H	7.7	10	10	12/03/2025 06:45
DCPA (mono & diacid)	ND	H	5.0	10	10	12/03/2025 06:45
Dicamba	ND	H	0.74	2.0	10	12/03/2025 06:45
3,5-Dichlorobenzoic Acid	ND	H	2.4	10	10	12/03/2025 06:45
Dichloroprop	ND	H	3.5	10	10	12/03/2025 06:45
Dinoseb (DNBP)	ND	H	3.0	10	10	12/03/2025 06:45
MCPA	ND	H	13	20	10	12/03/2025 06:45
MCPP	ND	H	12	20	10	12/03/2025 06:45
4-Nitrophenol	ND	H	7.7	10	10	12/03/2025 06:45
Pentachlorophenol (PCP)	ND	H	0.55	2.0	10	12/03/2025 06:45
Picloram	ND	H	3.8	10	10	12/03/2025 06:45
2,4,5-T (Trichlorophenoxy acetic acid)	ND	H	1.0	2.0	10	12/03/2025 06:45
2,4,5-TP (Silvex)	ND	H	1.6	5.0	10	12/03/2025 06:45

Surrogates	REC (%)	Qualifiers	Limits	DF	
DCAA	99	H	60-140	10	12/03/2025 06:45

Analyst(s): DP Analytical Comments: a3

McCampbell Analytical, Inc.
"When Quality Counts"

1534 Willow Pass Road, Pittsburg, CA 94565-1701
Toll Free Telephone: (877) 252-9262 / Fax: (925) 252-9269
http://www.mccampbell.com / E-mail: main@mccampbell.com

Analytical Report

Client:	Enthalpy Analytical	**WorkOrder:**	2511K18
Date Received:	11/26/2025 9:53	**Extraction Method:**	RSK175
Date Prepared:	12/01/2025	**Analytical Method:**	RSK175
Project:	EO-547508	**Unit:**	µg/L

Dissolved Carbon Dioxide by RSK 175

Client ID	Lab ID	Matrix	Date Collected	Instrument FileID	Batch ID
SOUTH	2511K18-001B	Water	11/20/2025 14:15	GC26 1201251007.D	331130

Analytes	Result	Qualifiers	MDL	RL	DF	Date Analyzed
Carbon Dioxide	**2100**	H	100	100	2	12/01/2025 17:48

Analyst(s): CLO

McCampbell Analytical, Inc.
"When Quality Counts"

1534 Willow Pass Road, Pittsburg, CA 94565-1701
Toll Free Telephone: (877) 252-9262 / Fax: (925) 252-9269
http://www.mccampbell.com / E-mail: main@mccampbell.com

Quality Control Report

Client:	Enthalpy Analytical	**WorkOrder:**	2511K18
Date Prepared:	12/01/2025	**BatchID:**	331017
Date Analyzed:	12/03/2025	**Extraction Method:**	E8151A
Instrument:	GC15A	**Analytical Method:**	E8151A
Matrix:	Water	**Unit:**	µg/L
Project:	EO-547508	**Sample ID:**	MB/LCS/LCSD-331017

QC Summary Report for E8151A

Analyte	MB Result	MDL	RL	SPK Val	MB IS/SS %REC	MB IS/SS Limits
Acifluorfen	ND	0.53	1.0	-	-	-
Bentazon	ND	0.32	1.0	-	-	-
Chloramben	ND	0.64	1.0	-	-	-
2,4-D (Dichlorophenoxyacetic acid)	ND	0.079	0.20	-	-	-
2,4-DB	ND	0.42	1.0	-	-	-
Dalapon	ND	0.77	1.0	-	-	-
DCPA (mono & diacid)	ND	0.50	1.0	-	-	-
Dicamba	ND	0.074	0.20	-	-	-
3,5-Dichlorobenzoic Acid	ND	0.24	1.0	-	-	-
Dichloroprop	ND	0.35	1.0	-	-	-
Dinoseb (DNBP)	ND	0.30	1.0	-	-	-
MCPA	ND	1.3	2.0	-	-	-
MCPP	ND	1.2	2.0	-	-	-
4-Nitrophenol	ND	0.77	1.0	-	-	-
Pentachlorophenol (PCP)	ND	0.055	0.20	-	-	-
Picloram	ND	0.38	1.0	-	-	-
2,4,5-T (Trichlorophenoxy acetic acid)	ND	0.10	0.20	-	-	-
2,4,5-TP (Silvex)	ND	0.16	0.50	-	-	-
Surrogate Recovery						
DCAA	8.0			10	80	70-130

(Cont.)

McCampbell Analytical, Inc.
"When Quality Counts"

1534 Willow Pass Road, Pittsburg, CA 94565-1701
Toll Free Telephone: (877) 252-9262 / Fax: (925) 252-9269
http://www.mccampbell.com / E-mail: main@mccampbell.com

Quality Control Report

Client:	Enthalpy Analytical	**WorkOrder:**	2511K18
Date Prepared:	12/01/2025	**BatchID:**	331017
Date Analyzed:	12/03/2025	**Extraction Method:**	E8151A
Instrument:	GC15A	**Analytical Method:**	E8151A
Matrix:	Water	**Unit:**	µg/L
Project:	EO-547508	**Sample ID:**	MB/LCS/LCSD-331017

QC Summary Report for E8151A

Analyte	LCS Result	LCSD Result	SPK Val	LCS %REC	LCSD %REC	LCS/LCSD Limits	RPD	RPD Limit
Acifluorfen	9.9	11	10	99	106	70-130	6.04	30
Bentazon	9.9	10	10	99	100	70-130	1.03	30
Chloramben	11	11	10	108	106	70-130	1.82	30
2,4-D (Dichlorophenoxyacetic acid)	9.6	9.7	10	96	97	70-130	0.591	30
2,4-DB	9.8	10	10	98	100	70-130	1.58	30
Dalapon	10	10	10	104	105	70-130	1.27	30
DCPA (mono & diacid)	9.9	10	10	99	102	70-130	2.79	30
Dicamba	9.8	9.7	10	98	97	70-130	1.25	30
3,5-Dichlorobenzoic Acid	9.6	9.7	10	96	97	70-130	0.671	30
Dichloroprop	9.6	9.6	10	96	96	70-130	0.313	30
Dinoseb (DNBP)	11	10	10	107	102	70-130	4.21	30
MCPA	91	93	100	91	93	70-130	1.89	30
MCPP	100	100	100	102	102	70-130	0.424	30
4-Nitrophenol	10	10	10	102	105	70-130	2.67	30
Pentachlorophenol (PCP)	10	9.8	10	100	98	70-130	2.06	30
Picloram	10	10	10	100	103	70-130	2.81	30
2,4,5-T (Trichlorophenoxy acetic acid)	10	10	10	102	102	70-130	0.115	30
2,4,5-TP (Silvex)	10	9.9	10	101	99	70-130	2.59	30
Surrogate Recovery								
DCAA	8.6	8.6	10	86	86	70-130	0.561	30

McCampbell Analytical, Inc.
"When Quality Counts"

1534 Willow Pass Road, Pittsburg, CA 94565-1701
Toll Free Telephone: (877) 252-9262 / Fax: (925) 252-9269
http://www.mccampbell.com / E-mail: main@mccampbell.com

Quality Control Report

Client:	Enthalpy Analytical	**WorkOrder:**	2511K18
Date Prepared:	12/01/2025	**BatchID:**	331130
Date Analyzed:	12/01/2025	**Extraction Method:**	RSK175
Instrument:	GC26	**Analytical Method:**	RSK175
Matrix:	Water	**Unit:**	µg/L
Project:	EO-547508	**Sample ID:**	MB/LCS/LCSD-331130

QC Summary Report for RSK175

Analyte	MB Result	MDL	RL			
Carbon Dioxide	ND	50	50	-	-	-

Analyte	LCS Result	LCSD Result	SPK Val	LCS %REC	LCSD %REC	LCS/LCSD Limits	RPD	RPD Limit
Carbon Dioxide	200	180	187.2	109	95	70-130	13.7	30

McCampbell Analytical, Inc.
"When Quality Counts"

1534 Willow Pass Road, Pittsburg, CA 94565-1701
Toll Free Telephone: (877) 252-9262 / Fax: (925) 252-9269
http://www.mccampbell.com / E-mail: main@mccampbell.com

Certified Analyte List

Client: Enthalpy Analytical **WorkOrder:** 2511K18

Project: EO-547508

Analyte	Cert 1	Cert 2	Cert 3	Cert 4	Cert 5	Analytical Method	Matrix
2,4,5-T (Trichlorophenoxy acetic acid)	◉	◉	○	○	○	E8151A	Water
2,4,5-TP (Silvex)	◉	◉	○	○	○	E8151A	Water
2,4-D (Dichlorophenoxyacetic acid)	◉	◉	○	○	○	E8151A	Water
2,4-DB	◉	◉	○	○	○	E8151A	Water
3,5-Dichlorobenzoic Acid	○	◉	○	○	○	E8151A	Water
4-Nitrophenol	◉	◉	○	○	○	E8151A	Water
Acifluorfen	○	◉	○	○	○	E8151A	Water
Bentazon	○	◉	○	○	○	E8151A	Water
Chloramben	○	◉	○	○	○	E8151A	Water
Dalapon	◉	◉	○	○	○	E8151A	Water
DCPA (mono & diacid)	○	◉	○	○	○	E8151A	Water
Dicamba	◉	◉	○	○	○	E8151A	Water
Dichloroprop	◉	◉	○	○	○	E8151A	Water
Dinoseb (DNBP)	◉	◉	○	○	○	E8151A	Water
MCPA	◉	◉	○	○	○	E8151A	Water
MCPP	◉	◉	○	○	○	E8151A	Water
Pentachlorophenol (PCP)	◉	◉	○	○	○	E8151A	Water
Picloram	○	◉	○	○	○	E8151A	Water

Certifications

Cert 1	CA ELAP 1644
Cert 2	ORELAP (NELAP) 4033

The Certified Analyte Report lists the compounds for which MAI is accredited at the time of issuance. Although MAI holds multiple accreditations, methods with extensive compound lists may not be fully accredited due to state agency availability.

McCampbell Analytical, Inc.
1534 Willow Pass Rd
Pittsburg, CA 94565-1701
(925) 252-9262

CHAIN-OF-CUSTODY RECORD

WorkOrder: 2511K18 **ClientCode: ENO** **QuoteID: 252619**

☐ WaterTrax ☐ CLIP ☐ EDF ☑ EQuIS ☑ Dry-Weight ☑ Email ☐ HardCopy ☐ ThirdParty ☐ J-flag

☑ Detection Summary ☑ **Excel** [A1_Standard _QC]

Report to:
Zach Barker
Enthalpy Analytical
931 West Barkley Avenue
Orange, CA 92868
714-771-6900 FAX:

Email: zach.barker@enthalpy.com
cc/3rd Party:
PO: 079649
Project: EO-547508

Bill to:
Accounts Payable/Enthalpy SoCal
Montrose Environmental Group
PO Box 842165
Boston, MA 02284-2165
003EL_ap@montrose-env.com

Requested TAT: 5 days;

Date Received: **11/26/2025**
Date Logged: **11/26/2025**

Lab ID	ClientSampID	Matrix	Collection Date	Hold	Requested Tests (See legend below)											
					1	2	3	4	5	6	7	8	9	10	11	12
2511K18-001	SOUTH	Water	11/20/2025 14:15	☐	A	A	B									

Test Legend:

1	8151_W	2	PRDisposal Fee	3	RSK175_CO2_W	4	
5		6		7		8	
9		10		11		12	

Prepared by: Chyna Thomas

Comments:

NOTE: Soil samples are discarded 60 days after receipt unless other arrangements are made (Water samples are 30 days).
Hazardous samples will be returned to client or disposed of at client expense.

McCampbell Analytical, Inc.
"When Quality Counts"

1534 Willow Pass Road, Pittsburg, CA 94565-1701
Toll Free Telephone: (877) 252-9262 / Fax: (925) 252-9269
http://www.mccampbell.com / E-mail: main@mccampbell.com

WORK ORDER SUMMARY

Client Name: ENTHALPY ANALYTICAL **Project:** EO-547508 **Work Order:** 2511K18
Client Contact: Zach Barker **QC Level:** LEVEL 2
Contact's Email: zach.barker@enthalpy.com **Comments:** **Date Logged:** 11/26/2025

☐ WaterTrax ☐ CLIP ☐ EDF ☑ Excel ☐ EQuIS ☑ Email ☐ HardCopy ☐ ThirdParty ☐ J-flag

LabID	ClientSampID	Matrix	Test Name	Cont./ Comp.	Bottle & Preservative	U**	Head Space	Dry-Weight	Collection Date & Time	TAT	Test Due Date	Sediment Content	Hold	Sub Out
001A	SOUTH	Water	E8151A (Chlorinated Herbicides)	1	1LA Narrow Mouth, Unpres	☐	☐	☐	11/20/2025 14:15	5 days	12/5/2025	Present	☐	☐
001B	SOUTH	Water	RSK175 (CO2)	2	VOA, Unpres	☐	☐	☐	11/20/2025 14:15	5 days	12/5/2025	Present	☐	☐

NOTES: * STLC and TCLP extractions require 2 days to complete; therefore, all TATs begin after the extraction is completed (i.e., One-day TAT yields results in 3 days from sample submission).

- ISM prep requires 5 to 10 days to complete; therefore, all TATs begin after the extraction is completed (i.e., One-day TAT yields results in 6 to 11 days from sample submission). Due date listed on WO summary will not accurately reflect the time needed for sample preparation.

- Organic extracts are held for 40 days before disposal; Inorganic extract are held for 30 days.

- MAI assumes that all material present in the provided sampling container is considered part of the sample - MAI does not exclude any material from the sample prior to sample preparation unless requested in writing by the client.

U = An unpreserved container was received for a method that suggests a preservation in order to extend hold time for analysis.**

Cont./Comp. = Containers /Composites

2511K18

ENTHALPY ANALYTICAL

931 West Barkley Ave
Orange, CA 92868
(714) 771-6900

Subcontract Laboratory:
McCampbell Analytical, Inc.
1534 Willow Pass Rd.
Pittsburg, CA 94565
ATTN: Quote ID: 252619
PO #: PO-079649

Enthalpy Order: EO-547508
PM: Zach Barker
Email: zach.barker@enthalpy.com
CC: incomingreports@enthalpy.com
Phone: (714) 771-6900

Results Due: Standard TAT
Report Level: II
Report To: MDL
EDDs: Standard Excel EDD

Notes:

Sample ID	Collected	Lab ID	# Cont.	Matrix	Analysis Requested	Comment
SOUTH	20-NOV-2025 14:15	547508-001	1	Water	EPA 8151A Chlorinated Herbicides	
			2	Water	RSK-175 CO2	

Notes:	Relinquished By:	Received By:
	Date: 11-24-25 15:00	Date:
	Date:	Date: 11/24/25 0953
FEDEX:886365576170	Date:	Date:

McCampbell Analytical, Inc.
"When Quality Counts"
1534 Willow Pass Road, Pittsburg, CA 94565-1701
Toll Free Telephone: (877) 252-9262 / Fax: (925) 252-9269
http://www.mccampbell.com / E-mail: main@mccampbell.com

Sample Receipt Checklist

Client Name:	Enthalpy Analytical	Date and Time Received:	11/26/2025 09:53
Project:	EO-547508	Date Logged:	11/26/2025
		Received by:	Chyna Thomas
WorkOrder №:	2511K18 Matrix: Water	Logged by:	Chyna Thomas
Carrier:	FedEx		

Chain of Custody (COC) Information

Chain of custody present?	Yes	☑	No	☐		
Chain of custody signed when relinquished and received?	Yes	☑	No	☐		
Chain of custody agrees with sample labels?	Yes	☑	No	☐		
Sample IDs noted by Client on COC?	Yes	☑	No	☐		
Date and Time of collection noted by Client on COC?	Yes	☑	No	☐		
Sampler's name noted on COC?	Yes	☑	No	☐		
COC agrees with Quote?	Yes	☑	No	☐	NA	☐
COC quote NOT expired?	Yes	☑	No	☐	NA	☐

Sample Receipt Information

Custody seals intact on shipping container/cooler?	Yes	☐	No	☐	NA	☑
Custody seals intact on sample bottles?	Yes	☐	No	☐	NA	☑
Shipping container/cooler in good condition?	Yes	☑	No	☐		
Samples in proper containers/bottles?	Yes	☑	No	☐		
Sample containers intact?	Yes	☑	No	☐		
Sufficient sample volume for indicated test?	Yes	☑	No	☐		

Sample Preservation and Hold Time (HT) Information

All samples received within holding time?	Yes	☑	No	☐	NA	☐
Samples Received on Ice?	Yes	☑	No	☐		
(Ice Type: WET ICE)						
Sample/Temp Blank temperature	Temp: 0.1°C				NA	☐
ZHS conditional analyses: VOA meets zero headspace requirement (VOCs, TPHg/BTEX, RSK)?	Yes	☐	No	☐	NA	☑
Sample labels checked for correct preservation?	Yes	☑	No	☐		
pH acceptable upon receipt (Metal: <2)?	Yes	☐	No	☐	NA	☑

UCMR Samples:

pH tested and acceptable upon receipt (200.7: ≤2; 533: 6 - 8; 537.1: 6 - 8)?	Yes	☐	No	☐	NA	☑
Free Chlorine tested and acceptable upon receipt (<0.1mg/L) [not applicable to 200.7]?	Yes	☐	No	☐	NA	☑

Comments:

Laboratory Job Number 547508

Subcontracted Products

Pace Analytical - Mt. Juliet

ANALYTICAL REPORT

December 03, 2025

Enthalpy Analytical - Berkeley, CA

Sample Delivery Group:	L1921430
Samples Received:	11/22/2025
Project Number:	
Description:	Chiquita Canyon Stormwater

Report To:

Zach Barker
2323 Fifth Street
Berkeley, CA 94710

Entire Report Reviewed By:

Jennifer Gambill
Project Manager

Results relate only to the items tested or calibrated and are reported as rounded values. This test report shall not be reproduced, except in full, without written approval of the laboratory. Where applicable, sampling conducted by Pace Analytical National is performed per guidance provided in laboratory standard operating procedures ENV-SOP-MTJL-0067 and ENV-SOP-MTJL-0068. Where sampling conducted by the customer, results relate to the accuracy of the information provided, and as the samples are received.

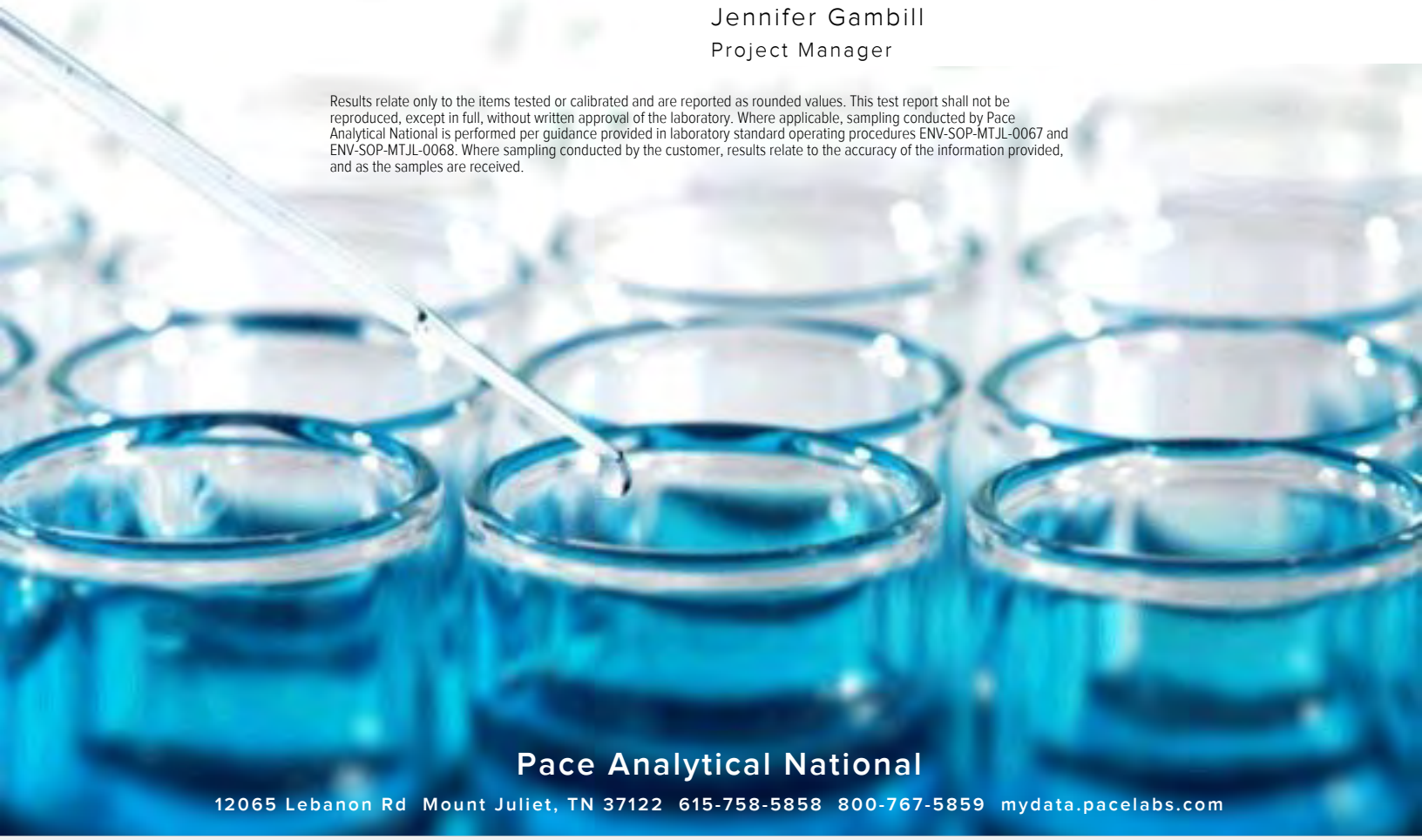

Pace Analytical National
12065 Lebanon Rd Mount Juliet, TN 37122 615-758-5858 800-767-5859 mydata.pacelabs.com

TABLE OF CONTENTS

Cp: Cover Page 1

Tc: Table of Contents 2

Ss: Sample Summary 3

Cn: Case Narrative 4

Sr: Sample Results 5

SOUTH L1921430-01 5

Qc: Quality Control Summary 6

Semi Volatile Organic Compounds (GC/MS) by Method 625.1 6

Gl: Glossary of Terms 8

Al: Accreditations & Locations 9

Sc: Sample Chain of Custody 10

SAMPLE SUMMARY

SOUTH L1921430-01

			Collected by	Collected date/time	Received date/time
				11/20/25 14:15	11/22/25 09:00

Method	Batch	Dilution	Preparation date/time	Analysis date/time	Analyst	Location
Semi Volatile Organic Compounds (GC/MS) by Method 625.1	WG2646145	1	11/25/25 06:26	11/28/25 16:25	VDR	Mt. Juliet, TN

CASE NARRATIVE

All sample aliquots were received at the correct temperature, in the proper containers, with the appropriate preservatives, and within method specified holding times, unless qualified or notated within the report. Where applicable, all MDL (LOD) and RDL (LOQ) values reported for environmental samples have been corrected for the dilution factor used in the analysis. All Method and Batch Quality Control are within established criteria except where addressed in this case narrative, a non-conformance form or properly qualified within the sample results. By my digital signature below, I affirm to the best of my knowledge, all problems/anomalies observed by the laboratory as having the potential to affect the quality of the data have been identified by the laboratory, and no information or data have been knowingly withheld that would affect the quality of the data.



Jennifer Gambill
Project Manager

Sample Delivery Group (SDG) Narrative

An aliquot for analysis was taken from the original container received due to volume requirements of the laboratory's procedure. Rinsing of the original sample container for inclusion in the sample extraction was not performed.

Lab Sample ID	Project Sample ID	Method
L1921430-01	SOUTH	625.1

Semi Volatile Organic Compounds (GC/MS) by Method 625.1

Analyte	Result mg/l	Qualifier	MDL mg/l	RDL mg/l	Dilution	Analysis date / time	Batch
Alpha-Terpineol	0.000406	J J4	0.000405	0.0100	1	11/28/2025 16:25	WG2646145
(S) Nitrobenzene-d5	*61.9*			*15.0-314*		*11/28/2025 16:25*	WG2646145
(S) 2-Fluorobiphenyl	*84.5*			*22.0-127*		*11/28/2025 16:25*	WG2646145
(S) p-Terphenyl-d14	*89.2*			*29.0-141*		*11/28/2025 16:25*	WG2646145
(S) Phenol-d5	*33.0*			*8.00-424*		*11/28/2025 16:25*	WG2646145
(S) 2-Fluorophenol	*48.2*			*10.0-120*		*11/28/2025 16:25*	WG2646145
(S) 2,4,6-Tribromophenol	*97.5*			*10.0-153*		*11/28/2025 16:25*	WG2646145

Method Blank (MB)

(MB) R4307145-2 11/25/25 21:28

Analyte	MB Result mg/l	MB Qualifier	MB MDL mg/l	MB RDL mg/l
Alpha-Terpineol	U		0.000405	0.0100
(S) Nitrobenzene-d5	*110*			*15.0-314*
(S) 2-Fluorobiphenyl	*72.2*			*22.0-127*
(S) p-Terphenyl-d14	*71.6*			*29.0-141*
(S) Phenol-d5	*20.2*			*8.00-424*
(S) 2-Fluorophenol	*32.9*			*10.0-120*
(S) 2,4,6-Tribromophenol	*66.0*			*10.0-153*

Method Blank (MB)

(MB) R4308802-2 11/26/25 16:47

Analyte	MB Result mg/l	MB Qualifier	MB MDL mg/l	MB RDL mg/l
Alpha-Terpineol	U		0.000405	0.0100

Laboratory Control Sample (LCS)

(LCS) R4307145-1 11/25/25 21:06

Analyte	Spike Amount mg/l	LCS Result mg/l	LCS Rec. %	Rec. Limits %	LCS Qualifier
Alpha-Terpineol	0.0500	0.0685	137	30.0-120	J4
(S) Nitrobenzene-d5			*112*	*15.0-314*	
(S) 2-Fluorobiphenyl			*83.0*	*22.0-127*	
(S) p-Terphenyl-d14			*76.9*	*29.0-141*	
(S) Phenol-d5			*26.9*	*8.00-424*	
(S) 2-Fluorophenol			*36.1*	*10.0-120*	
(S) 2,4,6-Tribromophenol			*92.0*	*10.0-153*	

Laboratory Control Sample (LCS)

(LCS) R4308802-1 11/26/25 16:30

Analyte	Spike Amount mg/l	LCS Result mg/l	LCS Rec. %	Rec. Limits %	LCS Qualifier
Alpha-Terpineol	0.0500	0.0343	68.6	30.0-120	

L1921430-01 Original Sample (OS) • Matrix Spike (MS) • Matrix Spike Duplicate (MSD)

(OS) L1921430-01 11/28/25 16:25 • (MS) R4307623-1 11/28/25 16:46 • (MSD) R4307623-2 11/28/25 17:07

Analyte	Spike Amount mg/l	Original Result mg/l	MS Result mg/l	MSD Result mg/l	MS Rec. %	MSD Rec. %	Dilution	Rec. Limits %	MS Qualifier	MSD Qualifier	RPD %	RPD Limits %
Alpha-Terpineol	0.0500	0.000406	0.0243	0.0256	48.6	51.2	1	30.0-120			5.21	30
(S) Nitrobenzene-d5					*50.3*	*58.7*		*15.0-314*				
(S) 2-Fluorobiphenyl					*74.9*	*78.8*		*22.0-127*				
(S) p-Terphenyl-d14					*76.4*	*79.1*		*29.0-141*				
(S) Phenol-d5					*23.2*	*28.2*		*8.00-424*				
(S) 2-Fluorophenol					*36.2*	*37.4*		*10.0-120*				
(S) 2,4,6-Tribromophenol					*94.0*	*107*		*10.0-153*				

Guide to Reading and Understanding Your Laboratory Report

The information below is designed to better explain the various terms used in your report of analytical results from the Laboratory. This is not intended as a comprehensive explanation, and if you have additional questions please contact your project representative.

Results Disclaimer - Information that may be provided by the customer, and contained within this report, include Permit Limits, Project Name, Sample ID, Sample Matrix, Sample Preservation, Field Blanks, Field Spikes, Field Duplicates, On-Site Data, Sampling Collection Dates/Times, and Sampling Location. Results relate to the accuracy of this information provided, and as the samples are received.

Abbreviations and Definitions

MDL	Method Detection Limit.
RDL	Reported Detection Limit.
Rec.	Recovery.
RPD	Relative Percent Difference.
SDG	Sample Delivery Group.
(S)	Surrogate (Surrogate Standard) - Analytes added to every blank, sample, Laboratory Control Sample/Duplicate and Matrix Spike/Duplicate; used to evaluate analytical efficiency by measuring recovery. Surrogates are not expected to be detected in all environmental media.
U	Not detected at the Reporting Limit (or MDL where applicable).
Analyte	The name of the particular compound or analysis performed. Some Analyses and Methods will have multiple analytes reported.
Dilution	If the sample matrix contains an interfering material, the sample preparation volume or weight values differ from the standard, or if concentrations of analytes in the sample are higher than the highest limit of concentration that the laboratory can accurately report, the sample may be diluted for analysis. If a value different than 1 is used in this field, the result reported has already been corrected for this factor.
Limits	These are the target % recovery ranges or % difference value that the laboratory has historically determined as normal for the method and analyte being reported. Successful QC Sample analysis will target all analytes recovered or duplicated within these ranges.
Original Sample	The non-spiked sample in the prep batch used to determine the Relative Percent Difference (RPD) from a quality control sample. The Original Sample may not be included within the reported SDG.
Qualifier	This column provides a letter and/or number designation that corresponds to additional information concerning the result reported. If a Qualifier is present, a definition per Qualifier is provided within the Glossary and Definitions page and potentially a discussion of possible implications of the Qualifier in the Case Narrative if applicable.
Result	The actual analytical final result (corrected for any sample specific characteristics) reported for your sample. If there was no measurable result returned for a specific analyte, the result in this column may state “ND” (Not Detected) or “BDL” (Below Detectable Levels). The information in the results column should always be accompanied by either an MDL (Method Detection Limit) or RDL (Reporting Detection Limit) that defines the lowest value that the laboratory could detect or report for this analyte.
Uncertainty (Radiochemistry)	Confidence level of 2 sigma.
U (Radiochemistry)	Result + Error < MDA.
J (Radiochemistry)	Result < MDA; Result + Error > MDA.
Case Narrative (Cn)	A brief discussion about the included sample results, including a discussion of any non-conformances to protocol observed either at sample receipt by the laboratory from the field or during the analytical process. If present, there will be a section in the Case Narrative to discuss the meaning of any data qualifiers used in the report.
Quality Control Summary (Qc)	This section of the report includes the results of the laboratory quality control analyses required by procedure or analytical methods to assist in evaluating the validity of the results reported for your samples. These analyses are not being performed on your samples typically, but on laboratory generated material.
Sample Chain of Custody (Sc)	This is the document created in the field when your samples were initially collected. This is used to verify the time and date of collection, the person collecting the samples, and the analyses that the laboratory is requested to perform. This chain of custody also documents all persons (excluding commercial shippers) that have had control or possession of the samples from the time of collection until delivery to the laboratory for analysis.
Sample Results (Sr)	This section of your report will provide the results of all testing performed on your samples. These results are provided by sample ID and are separated by the analyses performed on each sample. The header line of each analysis section for each sample will provide the name and method number for the analysis reported.
Sample Summary (Ss)	This section of the Analytical Report defines the specific analyses performed for each sample ID, including the dates and times of preparation and/or analysis.

Qualifier	Description
J	The identification of the analyte is acceptable; the reported value is an estimate.
J4	The associated batch QC was outside the established quality control range for accuracy.

ACCREDITATIONS & LOCATIONS

Pace Analytical National 12065 Lebanon Rd Mount Juliet, TN 37122

Alabama	40660	Nebraska	NE-OS-15-05
Alaska	17-026	Nevada	TN000032021-1
Arizona	AZ0612	New Hampshire	2975
Arkansas	88-0469	New Jersey–NELAP	TN002
California	2932	New Mexico [1]	TN00003
Colorado	TN00003	New York	11742
Connecticut	PH-0197	North Carolina	Env375
Florida	E87487	North Carolina [1]	DW21704
Georgia	NELAP	North Carolina [3]	41
Georgia [1]	923	North Dakota	R-140
Idaho	TN00003	Ohio–VAP	CL0069
Illinois	200008	Oklahoma	9915
Indiana	C-TN-01	Oregon	TN200002
Iowa	364	Pennsylvania	68-02979
Kansas	E-10277	Rhode Island	LAO000356
Kentucky [1 6]	KY90010	South Carolina	84004002
Kentucky [2]	16	South Dakota	n/a
Louisiana	AI30792	Tennessee [1 4]	2006
Louisiana	LA018	Texas	T104704245-20-18
Maine	TN00003	Texas [5]	LAB0152
Maryland	324	Utah	TN000032021-11
Massachusetts	M-TN003	Vermont	VT2006
Michigan	9958	Virginia	110033
Minnesota	047-999-395	Washington	C847
Mississippi	TN00003	West Virginia	233
Missouri	340	Wisconsin	998093910
Montana	CERT0086	Wyoming	A2LA
A2LA – ISO 17025	1461.01	AIHA-LAP,LLC EMLAP	100789
A2LA – ISO 17025 [5]	1461.02	DOD	1461.01
Canada	1461.01	USDA	P330-15-00234
EPA–Crypto	TN00003		

[1] Drinking Water [2] Underground Storage Tanks [3] Aquatic Toxicity [4] Chemical/Microbiological [5] Mold [6] Wastewater n/a Accreditation not applicable

* Not all certifications held by the laboratory are applicable to the results reported in the attached report.

* Accreditation is only applicable to the test methods specified on each scope of accreditation held by Pace Analytical.

ENTHALPY ANALYTICAL
931 West Barkley Ave
Orange, CA 92868
(714) 771-6900

F097

Subcontract Laboratory:
Pace Analytical - Mt. Juliet
12065 Lebanon Road
Mt. Juliet, TN 37122
ATTN: Jennifer Gambill
PO #: Required, to be sent via email

Enthalpy Order: EO-547508
PM: Zach Barker
Email: zach.barker@enthalpy.com
CC: incomingreports@enthalpy.com
Phone: (714) 771-6900

Results Due: Standard TAT
Report Level: II
Report To: MDL
EDDs:

L921430

Notes:
Chiquita Canyon Stormwater

Sample ID	Collected	Lab ID	# Cont.	Matrix	Analysis Requested	Comment
SOUTH	20-NOV-2025 14:15	547508-001	1	Water	EPA 625.1 Alpha Terpineol	Report alpha-terpineol only

-01

Notes:	Relinquished By:	Received By:
	[signature]	CRODERO
	Date: 11.21.25 15.08	Date: 11.22.25 0900
	EDT 11.22.25 0900	
	Date:	Date:
	Date:	Date:

8862 8820 9042

Sample Receipt Checklist 2.1 ±0.2.1 TLA97

COC Seal Present/Intact:	Y N NP	If Applicable	
COC Signed/Accurate:	Y N	VOA Zero Headspace:	Y N
Bottles arrive intact:	Y N	Pres. Correct/Check:	Y N
Correct bottles used:	Y N		
Sufficient volume sent:	Y N	Condition: NCF	OK
RA Screen <0.5 mR/hr:	Y N		

Enthalpy Analytical
931 West Barkley Ave
Orange, CA 92868
(714) 771-6900

enthalpy.com

Lab Job Number : 549730
Report Level : II
Report Date : 01/20/2026

Analytical Report *prepared for:*

Kate Logan
Waste Connections
Chiquita Canyon Landfill
29201 Henry Mayo Drive
Castaic, CA 91384

Project: CCLF STORMWATER - Chiquita Canyon Stormwater

Authorized for release by:



David Tripp, Project Manager
657-581-4710
david.tripp@enthalpy.com

This data package has been reviewed for technical correctness and completeness. Release of this data has been authorized by the Laboratory Manager or the Manager's designee, as verified by the above signature which applies to this PDF file as well as any associated electronic data deliverable files. The results contained in this report meet all requirements of NELAP and pertain only to those samples which were submitted for analysis. This report may be reproduced only in its entirety.

CA ELAP# 1338, CA ELAP #1338-S1, NELAP# 4038, SCAQMD LAP# 18LA0518, LACSD ID# 10105, ORELAP# 4197

ENTHALPY ANALYTICAL

Sample Summary

Kate Logan Waste Connections Chiquita Canyon Landfill 29201 Henry Mayo Drive Castaic, CA 91384	Lab Job #: Project No: Location: Date Received:	549730 CCLF STORMWATER Chiquita Canyon Stormwater 12/24/25

Sample ID	Lab ID	Collected	Matrix
SOUTH BASIN - WESTERN INLET	549730-001	12/24/25 07:25	Water
SOUTH BASIN - EASTERN INLET	549730-002	12/24/25 08:10	Water

ENTHALPY ANALYTICAL

Case Narrative

Waste Connections Chiquita Canyon Landfill 29201 Henry Mayo Drive Castaic, CA 91384 Kate Logan	Lab Job Number: 549730 Project No: CCLF STORMWATER Location: Chiquita Canyon Stormwater Date Received: 12/24/25

This data package contains sample and QC results for two water samples, requested for the above referenced project on 12/24/25. The samples were received in good condition.

Volatile Organics by GC/MS (EPA 8260B):

- Low recoveries were observed for a number of analytes in the MS/MSD for batch 391133; the parent sample was not a project sample, the BS/BSD were within limits, and the associated RPDs were within limits.
- SOUTH BASIN - WESTERN INLET (lab # 549730-001) and SOUTH BASIN - EASTERN INLET (lab # 549730-002) had pH greater than 2.
- No other analytical problems were encountered.

Semivolatile Organics by GC/MS (EPA 8270C):
No analytical problems were encountered.

Semivolatile Organics by GC/MS (EPA 625.1):

- Low surrogate recovery was observed for 2-fluorobiphenyl in SOUTH BASIN - WESTERN INLET (lab # 549730-001).
- Low surrogate recovery was observed for terphenyl-d14 in SOUTH BASIN - WESTERN INLET (lab # 549730-001).
- No other analytical problems were encountered.

Semivolatile Organics by GC/MS SIM (EPA 8270C-SIM):
No analytical problems were encountered.

Pesticides (EPA 8081A):
No analytical problems were encountered.

Total Organic Carbon by IR (SM 5310B):
No analytical problems were encountered.

PCBs (EPA 8082):
No analytical problems were encountered.

Metals (EPA 200.7, EPA 200.8, and EPA 245.1):

- Boron was detected above the RL in the method blank for batch 390998; this analyte was detected in samples at a level at least 10 times that of the blank. Tin was detected between the MDL and the RL in the method blank for batch 390998; this analyte was not detected in samples at or above the RL.
- No other analytical problems were encountered.

Ion Chromatography (EPA 300.0):
No analytical problems were encountered.

Conductivity (SM2510B):
No analytical problems were encountered.

Total Oil & Grease (HEM) (EPA 1664A):

- Matrix spikes were not performed for this analysis due to insufficient sample volume.
- No analytical problems were encountered.

Total Phenolics (EPA 420.1):
No analytical problems were encountered.

Alkalinity (SM2320B):
No analytical problems were encountered.

Sulfide (SM 4500-S2-D):
No analytical problems were encountered.

Total Dissolved Solids (TDS) (SM2540C):

- High RPD was observed for total dissolved solids in the SDUP of SOUTH BASIN - WESTERN INLET (lab # 549730-001).
- No other analytical problems were encountered.

Total Suspended Solids (TSS) (SM2540D):
No analytical problems were encountered.

Chemical Oxygen Demand (SM5220D):
No analytical problems were encountered.

Biochemical Oxygen Demand (SM5210B):
No analytical problems were encountered.

Turbidity (SM2130B):
No analytical problems were encountered.

Cyanide - Semi-Automated Method (SM 4500-CN-E and SM 4500-CN-E):

- High RPD was observed for cyanide in the MS/MSD for batch 391320; the parent sample was not a project sample, and this analyte was not detected at or above the RL in the associated samples.
- No other analytical problems were encountered.

Coliform - 9221 Tests (SM 9221B and SM 9221F):
No analytical problems were encountered.

Ammonia and TKN- Semi-Automated Method (SM 4500-NH3-G):
No analytical problems were encountered.

Organophosphorus Pesticides (EPA 8141A):
Pace Laboratories in Bakersfield, CA performed the analysis (see sublab report section for certifications). Please see the Pace Laboratories case narrative.

8151A Chlorinated Herbicides (EPA 8151A):
McCampbell Analytical, Inc. in Pittsburg, CA performed the analysis (NELAP certified). Please see the McCampbell Analytical, Inc. case narrative.

RSK-175 CO2 (RSK-175):
McCampbell Analytical, Inc. in Pittsburg, CA performed the analysis (see sublab report section for certifications). Please see the McCampbell Analytical, Inc. case narrative.

Dioxins & Furans (EPA 8290):

Enthalpy - El Dorado Hills in El Dorado Hills, CA performed the analysis (see sublab report section for certifications). Please see the Enthalpy - El Dorado Hills case narrative.

Login 549730

EA

931 W. Barkley Avenue, Orange, CA 92868

Phone 714-771-6900

Chain of Custody Record

Lab No: 54973J

Page: 1 of 3

Turn Around Time (rush by advanced notice only)

Standard:	X	5 Day:		3 Day:	
2 Day:		1 Day:		Custom TAT:	

Matrix: A = Air S = Soil/Solid W = Water DW = Drinking Wate SD = Sediment PP = Pure Product SEA = Sea Water SW = Swab T = Tissue WP = Wipe O = Other

Preservatives: 1 = $Na_2S_2O_3$ 2 = HCl 3 = HNO_3 4 = H_2SO_4 5 = NaOH 6 = Other

Sample Receipt Temp: (lab use only)

CUSTOMER INFORMATION		PROJECT INFORMATION	
Company:	Chiquita Canyon, LLC	Name:	SW - Inlets
Report To:	Kate Logan	Number:	
Email:	kate.logan@wasteconnections.com	P.O. #:	
Address:	29201 Henry Mayo Drive	Address:	29201 Henry Mayo Drive
	Castaic, CA 91384		Castaic, CA 91384
Phone:	682-559-3880	Global ID:	
Fax:		Sampled By:	CH, GA

	Sample ID	Sampling Date	Sampling Time	Matrix	Container No. / Size	Pres.	200.7/200.8 Metals (see comments)	245.1 Mercury	4500-CN-E Cyanide	8081 Pesticides / 8082 PCBs	8141 Organophosphorous Pesticides	8151 Herbicides	8260 VOCs	8260 Acrolein/Acrylonitrile	8270C	8290 2,3,7,8-TCDD	Test Instructions / Comments
1	South Basin - Western Inlet	12/24/25	0725	W	31	6,2,4,1	X	X	X	X	X	X	X	X	X	X	Temp: 16.7°C, pH 8.77
2	South Basin - Eastern Inlet	12/24/25	0810	W	31	6,2,4,1	X	X	X	X	X	X	X	X	X	X	Temp: 16.9°C, pH 8.34
3																	
4																	
5																	
6																	
7																	
8																	
9																	
10																	

Analysis Request

Test Instructions / Comments

200.8 - Ag, As, B, Ba, Be, Cd, Co, Cr, Cu, Ni, Mn, Pb, Sb, Se, Sn, Tl, V, Zn
200.7 - Fe, Ca, K, Mg, Na

Additional email recipients:
matt.breuer@wasteconnections.com
stormwater@wasteconnections.com
tmb@swteng.com
aav@swteng.com

Direct invoices to:
Maribel Bolanos
(661) 257-3665

	Signature	Print Name	Company / Title	Date / Time
1 Relinquished By:		G. Alvarenga	GTH	12/24/25 12:00
1 Received By:		JXR	EA	12/24/25 1200
2 Relinquished By:				
2 Received By:				
3 Relinquished By:				
3 Received By:				

06.10.9

ENTHALPY ANALYTICAL

Chain of Custody Record

Lab No: 549730

Page: 2 of 3

Turn Around Time (rush by advanced notice only)

Standard:	X	5 Day:		3 Day:	
2 Day:		1 Day:		Custom TAT:	

Enthalpy Analytical - Orange

931 W. Barkley Avenue, Orange, CA 92868

Phone 714-771-6900

Matrix: A = Air S = Soil/Solid W = Water DW = Drinking Wate SD = Sediment PP = Pure Product SEA = Sea Water SW = Swab T = Tissue WP = Wipe O = Other

Preservatives: 1 = $Na_2S_2O_3$ 2 = HCl 3 = HNO_3 4 = H_2SO_4 5 = NaOH 6 = Other

Sample Receipt Temp: (lab use only)

CUSTOMER INFORMATION		PROJECT INFORMATION	
Company:	Chiquita Canyon, LLC	Name:	SW - Inlets
Report To:	Kate Logan	Number:	
Email:	kate.logan@wasteconnections.com	P.O. #:	
Address:	29201 Henry Mayo Drive	Address:	29201 Henry Mayo Drive
	Castaic, CA 91384		Castaic, CA 91384
Phone:	682-559-3880	Global ID:	
Fax:		Sampled By:	CH, GA

	Sample ID	Sampling Date	Sampling Time	Matrix	Container No. / Size	Pres.	SM4500-S2-D Total Sulfide	420.1 Total Phenolics	1664A Oil and Grease	9221B Tota Coliform	9221F E. Coli	300.0 Cl, Br, Fl, NO3, NO2, SO4	2540D TSS	5310B TOC	8270 SIM 1,4-Dioxane	SM2320B Alkalinity	Test Instructions / Comments
1	South Basin - Western Inlet	12/24/25	0725	W	31	6,2,4,1	X	X	X	X	X	X	X	X	X	X	Temp: 16.7°C, pH 8.77
2	South Basin - Eastern Inlet	12/24/25	0810	W	31	6,2,4,1	X	X	X	X	X	X	X	X	X	X	Temp: 16.9°C, pH 8.34
3																	
4																	
5																	
6																	
7																	
8																	
9																	
10																	

Additional email recipients:
matt.breuer@wasteconnections.com
stormwater@wasteconnections.com
tmb@swteng.com
aav@swteng.com

Direct invoices to:
Maribel Bolanos
(661) 257-3665

	Signature	Print Name	Company / Title	Date / Time
1 Relinquished By:		C. Hargrove	CTEH	12/24/25 12:00
1 Received By:		JKE	EA	12/24/25 1200
2 Relinquished By:				
2 Received By:				
3 Relinquished By:				
3 Received By:				

ENTHALPY ANALYTICAL

Chain of Custody Record

Lab No: 549730

Page: 3 of 3

Turn Around Time (rush by advanced notice only)

Standard:	X	5 Day:		3 Day:	
2 Day:		1 Day:		Custom TAT:	

Enthalpy Analytical - Orange

931 W. Barkley Avenue, Orange, CA 92868

Phone 714-771-6900

Matrix: A = Air S = Soil/Solid W = Water DW = Drinking Wate SD = Sediment PP = Pure Product SEA = Sea Water SW = Swab T = Tissue WP = Wipe O = Other

Preservatives: 1 = $Na_2S_2O_3$ 2 = HCl 3 = HNO_3 4 = H_2SO_4 5 = NaOH 6 = Other

Sample Receipt Temp: (lab use only)

CUSTOMER INFORMATION		PROJECT INFORMATION	
Company:	Chiquita Canyon, LLC	Name:	SW - Inlets
Report To:	Kate Logan	Number:	
Email:	kate.logan@wasteconnections.com	P.O. #:	
Address:	29201 Henry Mayo Drive	Address:	29201 Henry Mayo Drive
	Castaic, CA 91384		Castaic, CA 91384
Phone:	682-559-3880	Global ID:	
Fax:		Sampled By:	CH, GA

	Sample ID	Sampling Date	Sampling Time	Matrix	Container No. / Size	Pres.	SM5220D Chemical Oxygen Demand	SM2510B Specific Conductance	RSK-175 Carbon Dioxide	2540E TDS	SM2130B Turbidity	350.1 Ammonia	625.1 - See Comments	625.1 Alpha-Terpineol	SM5210B BOD		Test Instructions / Comments
1	South Basin - Western Inlet	12/24/25	0725	W	31	6,2,4,1	X	X	X	X	X	X	X	X	X	X	Temp: 16.7°C, pH 8.77
2	South Basin - Eastern Inlet	12/24/25	0810	W	31	6,2,4,1	X	X	X	X	X	X	X	X	X	X	Temp: 16.9°C, pH 8.34
3																	
4																	
5																	
6																	
7																	
8																	
9																	
10																	

Analysis Request

Test Instructions / Comments

625.1 - Benzoic Acid, Pyridine, Phenol, 2-methylphenol, 3,4-methylphenol, Cresol, Naphthalene, alpha-terpineol

Additional email recipients:
matt.breuer@wasteconnections.com
stormwater@wasteconnections.com
tmb@swteng.com
aav@swteng.com

Direct invoices to:
Maribel Bolanos
(661) 257-3665

	Signature	Print Name	Company / Title	Date / Time
[1] Relinquished By:		G. Alvarenga	CRH	12/24/25 12:00
[1] Received By:		JKS	EA	12/24/25 1200
[2] Relinquished By:				
[2] Received By:				
[3] Relinquished By:				
[3] Received By:				

06.19.8

SAMPLE RECEIPT CHECKLIST

Section 1: General Info

Date Received: 12/24/2025 WO# 549730 Client: Chiyuta Canyon LLC

Section 2: Shipping / Custody **Are custody seals present?** ☐ Yes ☑ No

Custody seals intact on arrival? ☑ N/A ☐ Yes ☐ No ☐ On cooler / box ☐ On samples

☐ Courier ☑ Walk-In ☐ Field Sampling ☐ Shipping Info: _____

Section 3a: Condition / Packaging ☐ **Outside 0.0 - 6.0°C (0.0 - 10.0°C for microbiology) (PM notified)**

Date Opened 12/24/25 By (initials) JXR / AGR Type of ice used: ☑ Wet ☐ Blue/Gel ☐ None

☐ Samples received on ice directly from the field; cooling process had begun. (if checked, skip temperatures)

☐ Sample matrix doesn't require cooling (e.g. air, bulk PCB). (if checked, skip temperatures)

If no cooler: Observed/Adjusted Temp (°C): _____ / _____ Thermometer/IR Gun: IR10 CF: +0.2

Cooler Temp (°C) #1: 1.0 / 1.2 #2: 0.8 / 1.0 #3: 3.1 / 3.3 #4: 2.8 / 3.0 #5: 1.7 / 1.9 #6: 2.9 / 3.1

Section 3b: Microbiology Samples ☐ **No microbiology samples submitted (skip 3b)**

☑ Within temp range 0.0 - 10.0°C or received on ice directly from field.

☑ Adequate headspace for microbiology analysis.

Section 3c: Air Samples ☑ **No air samples submitted (skip 3c)**

☐ 1.4L Canisters ☐ 6L Canisters ☐ Tedlar Bags ☐ MCE Cassettes ☐ Sorbent Tubes ☐ Other_____

Section 4: Containers / Labels / Samples	YES	NO	N/A
1) Were custody papers present, filled properly, and legible?	✓		
2) Is the sampler's name present on the CoC?	✓		
3) Were containers received in good condition (unbroken / unopened / uncompromised)?	✓		
4) Were the samples bagged? (required for microbiology samples; recommended for soil samples) ①	✓		✓ ①
5) Were all of, and only, the correct samples received?	✓		
6) Are sample labels present, legible, and in agreement with the CoC?	✓		
7) Does the container count match the CoC?	✓		
8) Was sufficient sample volume / mass received for the analyses requested?	✓		
9) Were samples received in proper containers for the analyses requested?	✓		
10) Were samples received with > 1/2 holding time remaining? ②	✗	✓	
11) Are samples properly preserved as indicated by CoC / labels?	✓		
12) Unpreserved VOAs received - If necessary, was the hold time changed in LIMS?			✓
13) Are VOA vials free from headspace/bubbles > 6mm?	✓		

Section 5: Explanations / Comments

(If no comments are made, then no discrepancies noted.)

① GCK 12/24/25 ② GCK 12/24/25 : half hold left.

☐ **No additional discrepancies**

Date Logged 12/24/25 **By (print)** GCK **(sign)** _____

Date Labeled 12/24/25 **By (print)** AGR / GCK **(sign)** _____

ENTHALPY ANALYTICAL

Analysis Results for 549730

Kate Logan
Waste Connections
Chiquita Canyon Landfill
29201 Henry Mayo Drive
Castaic, CA 91384

Lab Job #: 549730
Project No: CCLF STORMWATER
Location: Chiquita Canyon Stormwater
Date Received: 12/24/25

Sample ID: SOUTH BASIN - WESTERN INLET | **Lab ID:** 549730-001 | **Matrix:** Water | **Collected:** 12/24/25 07:25

549730-001 Analyte	Result	Qual	Units	RL	MDL	DF	Batch	Prepared	Analyzed	Chemist
Method: EPA 1664A Prep Method: METHOD										
Total Oil and Grease	ND		mg/L	5.1	0.99	1	391198	12/29/25	12/30/25	JAG
Method: EPA 200.7 Prep Method: EPA 3015A										
Calcium	**110**		mg/L	0.10	0.0095	1	391061	12/26/25	12/26/25	CAP
Iron	**68**		mg/L	0.50	0.17	10	391061	12/26/25	12/26/25	CAP
Magnesium	**34**		mg/L	0.10	0.017	1	391061	12/26/25	12/26/25	CAP
Potassium	**32**		mg/L	0.50	0.20	1	391061	12/26/25	12/26/25	CAP
Sodium	**46**		mg/L	0.50	0.017	1	391061	12/26/25	12/26/25	CAP
Method: EPA 200.8 Prep Method: EPA 3015A										
Antimony	**0.94**	J	ug/L	2.0	0.31	1	390998	12/24/25	12/25/25	KAM
Arsenic	**13**		ug/L	2.0	0.21	1	390998	12/24/25	12/25/25	KAM
Barium	**490**		ug/L	50	3.3	10	390998	12/24/25	12/24/25	KAM
Beryllium	**2.5**		ug/L	1.0	0.062	1	390998	12/24/25	12/25/25	KAM
Boron	**170**		ug/L	100	60	10	390998	12/24/25	12/24/25	KAM
Cadmium	**0.76**	J	ug/L	1.0	0.11	1	390998	12/24/25	12/25/25	KAM
Chromium	**33**		ug/L	5.0	0.34	1	390998	12/24/25	12/25/25	KAM
Cobalt	**21**		ug/L	1.0	0.068	1	390998	12/24/25	12/25/25	KAM
Copper	**47**		ug/L	3.0	0.71	1	390998	12/24/25	12/25/25	KAM
Lead	**35**		ug/L	5.0	0.16	1	390998	12/24/25	12/25/25	KAM
Manganese	**750**		ug/L	10	1.7	1	390998	12/24/25	12/25/25	KAM
Nickel	**35**		ug/L	5.0	1.3	1	390998	12/24/25	12/25/25	KAM
Selenium	**3.6**	J	ug/L	4.0	1.6	1	390998	12/24/25	12/25/25	KAM
Silver	ND		ug/L	5.0	0.50	1	390998	12/24/25	12/25/25	KAM
Thallium	**0.42**	J	ug/L	1.0	0.42	1	390998	12/24/25	12/25/25	KAM
Tin	ND		ug/L	5.0	0.33	1	390998	12/24/25	12/25/25	KAM
Vanadium	**78**		ug/L	5.0	0.26	1	390998	12/24/25	12/25/25	KAM
Zinc	**260**		ug/L	10	7.4	1	391111	12/26/25	12/27/25	DXC
Method: EPA 245.1 Prep Method: EPA 245.1										
Mercury	**0.40**	J	ug/L	0.40	0.032	1	391043	12/26/25	12/26/25	MLL
Method: EPA 300.0 Prep Method: METHOD										
Fluoride	ND		mg/L	0.20	0.072	1	391008	12/24/25 14:40	12/24/25 22:42	KUM
Chloride	**31**		mg/L	1.0	0.27	1	391008	12/24/25 14:40	12/24/25 22:42	KUM
Nitrogen, Nitrite	**0.07**	J	mg/L	0.10	0.02	1	391008	12/24/25 14:40	12/24/25 22:42	KUM

Results for any subcontracted analyses are not included in this section.

ENTHALPY ANALYTICAL

Analysis Results for 549730

549730-001 Analyte	Result	Qual	Units	RL	MDL	DF	Batch	Prepared	Analyzed	Chemist
Bromide	ND		mg/L	0.30	0.060	1	391008	12/24/25 14:40	12/24/25 22:42	KUM
Nitrogen, Nitrate	**1.5**		mg/L	0.10	0.05	1	391008	12/24/25 14:40	12/24/25 22:42	KUM
Sulfate	**110**		mg/L	10	2.5	10	391008	12/24/25 14:40	12/24/25 23:02	KUM
Method: EPA 350.1 Prep Method: METHOD										
Ammonia-N	**0.22**		mg/L	0.10	0.068	1	391593	01/05/26	01/05/26	JAK
Method: EPA 420.1 Prep Method: METHOD										
Total Phenolics	**0.0070**	J	mg/L	0.010	0.0065	1	391723	01/06/26	01/06/26	LVL
Method: EPA 625.1 Prep Method: EPA 3510C										
Pyridine	ND		ug/L	9.5	2.7	0.95	391341	12/30/25	01/04/26	MSS
Phenol	ND		ug/L	9.5	2.0	0.95	391341	12/30/25	01/04/26	MSS
2-Methylphenol	ND		ug/L	9.5	3.1	0.95	391341	12/30/25	01/04/26	MSS
3-,4-Methylphenol	ND		ug/L	9.5	2.9	0.95	391341	12/30/25	01/04/26	MSS
Benzoic acid	ND		ug/L	48	10	0.95	391341	12/30/25	01/04/26	MSS
Naphthalene	ND		ug/L	9.5	3.4	0.95	391341	12/30/25	01/04/26	MSS
Cresol	ND		ug/L	9.5		0.95	391341	12/30/25	01/04/26	MSS
a-Terpineol	ND		ug/L	9.5	2.0	0.95	391341	12/30/25	01/04/26	ZFA
Method: EPA 8081A Prep Method: EPA 3510C										
alpha-BHC	ND		ug/L	0.05	0.01	0.94	391164	12/28/25	01/02/26	KMB
beta-BHC	ND		ug/L	0.05	0.009	0.94	391164	12/28/25	01/02/26	KMB
gamma-BHC	ND		ug/L	0.05	0.008	0.94	391164	12/28/25	01/02/26	KMB
delta-BHC	ND		ug/L	0.05	0.008	0.94	391164	12/28/25	01/02/26	KMB
Heptachlor	ND		ug/L	0.05	0.02	0.94	391164	12/28/25	01/02/26	KMB
Aldrin	ND		ug/L	0.05	0.02	0.94	391164	12/28/25	01/02/26	KMB
Heptachlor epoxide	ND		ug/L	0.05	0.01	0.94	391164	12/28/25	01/02/26	KMB
Endosulfan I	ND		ug/L	0.05	0.01	0.94	391164	12/28/25	01/02/26	KMB
Dieldrin	ND		ug/L	0.09	0.01	0.94	391164	12/28/25	01/02/26	KMB
4,4'-DDE	ND		ug/L	0.09	0.02	0.94	391164	12/28/25	01/02/26	KMB
Endrin	ND		ug/L	0.09	0.01	0.94	391164	12/28/25	01/02/26	KMB
Endosulfan II	ND		ug/L	0.09	0.01	0.94	391164	12/28/25	01/02/26	KMB
Endosulfan sulfate	ND		ug/L	0.09	0.01	0.94	391164	12/28/25	01/02/26	KMB
4,4'-DDD	ND		ug/L	0.09	0.02	0.94	391164	12/28/25	01/02/26	KMB
Endrin aldehyde	ND		ug/L	0.09	0.02	0.94	391164	12/28/25	01/02/26	KMB
Endrin ketone	ND		ug/L	0.09	0.02	0.94	391164	12/28/25	01/02/26	KMB
4,4'-DDT	ND		ug/L	0.09	0.03	0.94	391164	12/28/25	01/02/26	KMB
Methoxychlor	ND		ug/L	0.09	0.02	0.94	391164	12/28/25	01/02/26	KMB
Toxaphene	ND		ug/L	1.9	0.5	0.94	391164	12/28/25	01/02/26	KMB
Chlordane (Technical)	ND		ug/L	0.9	0.2	0.94	391164	12/28/25	01/02/26	KMB
Surrogates				**Limits**						
TCMX	73%		%REC	29-120		0.94	391164	12/28/25	01/02/26	KMB
Decachlorobiphenyl	89%		%REC	33-132		0.94	391164	12/28/25	01/02/26	KMB
Method: EPA 8082 Prep Method: EPA 3510C										
Aroclor-1016	ND		ug/L	0.47	0.28	0.94	391164	12/28/25	01/02/26	KMB
Aroclor-1221	ND		ug/L	0.47	0.33	0.94	391164	12/28/25	01/02/26	KMB
Aroclor-1232	ND		ug/L	0.47	0.30	0.94	391164	12/28/25	01/02/26	KMB

Results for any subcontracted analyses are not included in this section.

ENTHALPY ANALYTICAL

Analysis Results for 549730

549730-001 Analyte	Result	Qual	Units	RL	MDL	DF	Batch	Prepared	Analyzed	Chemist
Aroclor-1242	ND		ug/L	0.47	0.39	0.94	391164	12/28/25	01/02/26	KMB
Aroclor-1248	ND		ug/L	0.47	0.22	0.94	391164	12/28/25	01/02/26	KMB
Aroclor-1254	ND		ug/L	0.47	0.33	0.94	391164	12/28/25	01/02/26	KMB
Aroclor-1260	ND		ug/L	0.47	0.31	0.94	391164	12/28/25	01/02/26	KMB
Aroclor-1262	ND		ug/L	0.47	0.38	0.94	391164	12/28/25	01/02/26	KMB
Aroclor-1268	ND		ug/L	0.47	0.33	0.94	391164	12/28/25	01/02/26	KMB
Surrogates				**Limits**						
Decachlorobiphenyl (PCB)	78%		%REC	28-138		0.94	391164	12/28/25	01/02/26	KMB
Method: EPA 8260B Prep Method: EPA 5030B										
Carbon Disulfide	ND		ug/L	5.0	0.1	1	391133	12/27/25	12/27/25	LYZ
Chloroprene	ND		ug/L	200	0.4	1	391133	12/27/25	12/27/25	LYZ
3-Chloropropene	ND		ug/L	5.0	0.3	1	391133	12/27/25	12/27/25	LYZ
Ethyl methacrylate	ND		ug/L	50	2.1	1	391133	12/27/25	12/27/25	LYZ
Ethanol	ND		ug/L	500	110	1	391133	12/27/25	12/27/25	LYZ
2-Hexanone	ND		ug/L	5.0	1.1	1	391133	12/27/25	12/27/25	LYZ
Isopropanol (IPA)	ND		ug/L	200	52	1	391133	12/27/25	12/27/25	LYZ
Methyl acrylonitrile	ND		ug/L	35	3.7	1	391133	12/27/25	12/27/25	LYZ
Vinyl Acetate	ND		ug/L	50	15	1	391133	12/27/25	12/27/25	LYZ
Acrolein	ND		ug/L	200	2.7	1	391133	12/27/25	12/27/25	LYZ
Acrylonitrile	ND		ug/L	10	0.7	1	391133	12/27/25	12/27/25	LYZ
Freon 12	ND		ug/L	5.0	0.08	1	391133	12/27/25	12/27/25	LYZ
Chloromethane	ND		ug/L	5.0	0.09	1	391133	12/27/25	12/27/25	LYZ
Vinyl Chloride	ND		ug/L	5.0	0.06	1	391133	12/27/25	12/27/25	LYZ
Bromomethane	ND		ug/L	5.0	0.1	1	391133	12/27/25	12/27/25	LYZ
Chloroethane	ND		ug/L	5.0	0.1	1	391133	12/27/25	12/27/25	LYZ
Trichlorofluoromethane	ND		ug/L	5.0	0.05	1	391133	12/27/25	12/27/25	LYZ
Iodomethane	ND		ug/L	5.0		1	391133	12/27/25	12/27/25	LYZ
Acetone	ND		ug/L	100	5.0	1	391133	12/27/25	12/27/25	LYZ
Freon 113	ND		ug/L	5.0	0.1	1	391133	12/27/25	12/27/25	LYZ
1,1-Dichloroethene	ND		ug/L	5.0	0.09	1	391133	12/27/25	12/27/25	LYZ
Methylene Chloride	ND		ug/L	10	0.2	1	391133	12/27/25	12/27/25	LYZ
MTBE	ND		ug/L	5.0	0.08	1	391133	12/27/25	12/27/25	LYZ
trans-1,2-Dichloroethene	ND		ug/L	5.0	0.1	1	391133	12/27/25	12/27/25	LYZ
1,1-Dichloroethane	ND		ug/L	5.0	0.06	1	391133	12/27/25	12/27/25	LYZ
2-Butanone	**2.0**	J	ug/L	10	1.5	1	391133	12/27/25	12/27/25	LYZ
cis-1,2-Dichloroethene	ND		ug/L	5.0	0.06	1	391133	12/27/25	12/27/25	LYZ
2,2-Dichloropropane	ND		ug/L	5.0	0.1	1	391133	12/27/25	12/27/25	LYZ
Chloroform	ND		ug/L	5.0	0.08	1	391133	12/27/25	12/27/25	LYZ
Bromochloromethane	ND		ug/L	5.0	0.2	1	391133	12/27/25	12/27/25	LYZ
1,1,1-Trichloroethane	ND		ug/L	5.0	0.07	1	391133	12/27/25	12/27/25	LYZ
1,1-Dichloropropene	ND		ug/L	5.0	0.07	1	391133	12/27/25	12/27/25	LYZ
Carbon Tetrachloride	ND		ug/L	5.0	0.07	1	391133	12/27/25	12/27/25	LYZ
1,2-Dichloroethane	ND		ug/L	5.0	0.1	1	391133	12/27/25	12/27/25	LYZ
Benzene	ND		ug/L	1.0	0.03	1	391133	12/27/25	12/27/25	LYZ
Trichloroethene	ND		ug/L	5.0	0.05	1	391133	12/27/25	12/27/25	LYZ
1,2-Dichloropropane	ND		ug/L	5.0	0.1	1	391133	12/27/25	12/27/25	LYZ
Bromodichloromethane	ND		ug/L	5.0	0.09	1	391133	12/27/25	12/27/25	LYZ
Dibromomethane	ND		ug/L	5.0	0.1	1	391133	12/27/25	12/27/25	LYZ
4-Methyl-2-Pentanone	ND		ug/L	5.0	1.0	1	391133	12/27/25	12/27/25	LYZ
cis-1,3-Dichloropropene	ND		ug/L	5.0	0.06	1	391133	12/27/25	12/27/25	LYZ
Toluene	ND		ug/L	5.0	0.06	1	391133	12/27/25	12/27/25	LYZ

Results for any subcontracted analyses are not included in this section.

ENTHALPY ANALYTICAL

Analysis Results for 549730

549730-001 Analyte	Result	Qual	Units	RL	MDL	DF	Batch	Prepared	Analyzed	Chemist
trans-1,3-Dichloropropene	ND		ug/L	5.0	0.08	1	391133	12/27/25	12/27/25	LYZ
1,1,2-Trichloroethane	ND		ug/L	5.0	0.2	1	391133	12/27/25	12/27/25	LYZ
1,3-Dichloropropane	ND		ug/L	5.0	0.1	1	391133	12/27/25	12/27/25	LYZ
Tetrachloroethene	ND		ug/L	5.0	0.1	1	391133	12/27/25	12/27/25	LYZ
Dibromochloromethane	ND		ug/L	5.0	0.09	1	391133	12/27/25	12/27/25	LYZ
1,2-Dibromoethane	ND		ug/L	5.0	0.1	1	391133	12/27/25	12/27/25	LYZ
Chlorobenzene	ND		ug/L	5.0	0.09	1	391133	12/27/25	12/27/25	LYZ
1,1,1,2-Tetrachloroethane	ND		ug/L	5.0	0.1	1	391133	12/27/25	12/27/25	LYZ
Ethylbenzene	ND		ug/L	5.0	0.09	1	391133	12/27/25	12/27/25	LYZ
m,p-Xylenes	ND		ug/L	5.0	0.1	1	391133	12/27/25	12/27/25	LYZ
o-Xylene	ND		ug/L	5.0	0.06	1	391133	12/27/25	12/27/25	LYZ
Styrene	ND		ug/L	5.0	0.09	1	391133	12/27/25	12/27/25	LYZ
Bromoform	ND		ug/L	5.0	0.07	1	391133	12/27/25	12/27/25	LYZ
Isopropylbenzene	ND		ug/L	5.0	0.05	1	391133	12/27/25	12/27/25	LYZ
1,1,2,2-Tetrachloroethane	ND		ug/L	5.0	0.07	1	391133	12/27/25	12/27/25	LYZ
1,2,3-Trichloropropane	ND		ug/L	5.0	0.1	1	391133	12/27/25	12/27/25	LYZ
Propylbenzene	ND		ug/L	5.0	0.07	1	391133	12/27/25	12/27/25	LYZ
Bromobenzene	ND		ug/L	5.0	0.03	1	391133	12/27/25	12/27/25	LYZ
1,3,5-Trimethylbenzene	ND		ug/L	5.0	0.06	1	391133	12/27/25	12/27/25	LYZ
2-Chlorotoluene	ND		ug/L	5.0	0.05	1	391133	12/27/25	12/27/25	LYZ
4-Chlorotoluene	ND		ug/L	5.0	0.06	1	391133	12/27/25	12/27/25	LYZ
tert-Butylbenzene	ND		ug/L	5.0	0.03	1	391133	12/27/25	12/27/25	LYZ
1,2,4-Trimethylbenzene	ND		ug/L	5.0	0.03	1	391133	12/27/25	12/27/25	LYZ
sec-Butylbenzene	ND		ug/L	5.0	0.06	1	391133	12/27/25	12/27/25	LYZ
para-Isopropyl Toluene	ND		ug/L	5.0	0.07	1	391133	12/27/25	12/27/25	LYZ
1,3-Dichlorobenzene	ND		ug/L	5.0	0.06	1	391133	12/27/25	12/27/25	LYZ
1,4-Dichlorobenzene	ND		ug/L	5.0	0.09	1	391133	12/27/25	12/27/25	LYZ
n-Butylbenzene	ND		ug/L	5.0	0.06	1	391133	12/27/25	12/27/25	LYZ
1,2-Dichlorobenzene	ND		ug/L	5.0	0.09	1	391133	12/27/25	12/27/25	LYZ
1,2-Dibromo-3-Chloropropane	ND		ug/L	5.0	0.5	1	391133	12/27/25	12/27/25	LYZ
1,2,4-Trichlorobenzene	ND		ug/L	5.0	0.07	1	391133	12/27/25	12/27/25	LYZ
Hexachlorobutadiene	ND		ug/L	5.0	0.2	1	391133	12/27/25	12/27/25	LYZ
1,2,3-Trichlorobenzene	ND		ug/L	5.0	0.08	1	391133	12/27/25	12/27/25	LYZ
cis-1,4-Dichloro-2-butene	ND		ug/L	5.0	0.4	1	391133	12/27/25	12/27/25	LYZ
trans-1,4-Dichloro-2-butene	ND		ug/L	5.0	0.4	1	391133	12/27/25	12/27/25	LYZ
Xylene (total)	ND		ug/L	5.0		1	391133	12/27/25	12/27/25	LYZ
Surrogates				**Limits**						
Dibromofluoromethane	97%		%REC	70-130		1	391133	12/27/25	12/27/25	LYZ
1,2-Dichloroethane-d4	97%		%REC	70-130		1	391133	12/27/25	12/27/25	LYZ
Toluene-d8	101%		%REC	70-130		1	391133	12/27/25	12/27/25	LYZ
Bromofluorobenzene	98%		%REC	70-130		1	391133	12/27/25	12/27/25	LYZ
Method: EPA 8270C-SIM Prep Method: EPA 3535										
1,4-Dioxane	**1.7**		ug/L	1.0	0.87	1	391062	12/26/25	12/29/25	TJW
Surrogates				**Limits**						
1,4-Dioxane-d8 (SUR)	95%		%REC	80-120		1	391062	12/26/25	12/29/25	TJW
Method: EPA 8270C Prep Method: EPA 3510C										
Carbazole	ND		ug/L	9.5	2.6	0.95	391341	12/30/25	01/04/26	MSS
N-Nitrosodimethylamine	ND		ug/L	9.5	2.7	0.95	391341	12/30/25	01/04/26	MSS

Results for any subcontracted analyses are not included in this section.

ENTHALPY ANALYTICAL

Analysis Results for 549730

549730-001 Analyte	Result	Qual	Units	RL	MDL	DF	Batch	Prepared	Analyzed	Chemist
Aniline	ND		ug/L	9.5	2.7	0.95	391341	12/30/25	01/04/26	MSS
bis(2-Chloroethyl)ether	ND		ug/L	24	3.5	0.95	391341	12/30/25	01/04/26	MSS
2-Chlorophenol	ND		ug/L	9.5	3.5	0.95	391341	12/30/25	01/04/26	MSS
1,3-Dichlorobenzene	ND		ug/L	9.5	3.1	0.95	391341	12/30/25	01/04/26	MSS
1,4-Dichlorobenzene	ND		ug/L	9.5	3.2	0.95	391341	12/30/25	01/04/26	MSS
Benzyl alcohol	ND		ug/L	24	5.5	0.95	391341	12/30/25	01/04/26	MSS
1,2-Dichlorobenzene	ND		ug/L	9.5	3.2	0.95	391341	12/30/25	01/04/26	MSS
bis(2-Chloroisopropyl) ether	ND		ug/L	9.5	3.7	0.95	391341	12/30/25	01/04/26	MSS
N-Nitroso-di-n-propylamine	ND		ug/L	9.5	3.7	0.95	391341	12/30/25	01/04/26	MSS
Hexachloroethane	ND		ug/L	9.5	2.9	0.95	391341	12/30/25	01/04/26	MSS
Nitrobenzene	ND		ug/L	24	8.0	0.95	391341	12/30/25	01/04/26	MSS
Isophorone	ND		ug/L	9.5	3.5	0.95	391341	12/30/25	01/04/26	MSS
2-Nitrophenol	ND		ug/L	9.5	5.2	0.95	391341	12/30/25	01/04/26	MSS
2,4-Dimethylphenol	ND		ug/L	9.5	3.1	0.95	391341	12/30/25	01/04/26	MSS
bis(2-Chloroethoxy)methane	ND		ug/L	9.5	3.5	0.95	391341	12/30/25	01/04/26	MSS
2,4-Dichlorophenol	ND		ug/L	9.5	3.5	0.95	391341	12/30/25	01/04/26	MSS
1,2,4-Trichlorobenzene	ND		ug/L	9.5	3.3	0.95	391341	12/30/25	01/04/26	MSS
4-Chloroaniline	ND		ug/L	9.5	2.9	0.95	391341	12/30/25	01/04/26	MSS
Hexachlorobutadiene	ND		ug/L	9.5	2.1	0.95	391341	12/30/25	01/04/26	MSS
4-Chloro-3-methylphenol	ND		ug/L	9.5	3.4	0.95	391341	12/30/25	01/04/26	MSS
2-Methylnaphthalene	ND		ug/L	9.5	3.2	0.95	391341	12/30/25	01/04/26	MSS
Hexachlorocyclopentadiene	ND		ug/L	24	7.4	0.95	391341	12/30/25	01/04/26	MSS
2,4,6-Trichlorophenol	ND		ug/L	9.5	3.9	0.95	391341	12/30/25	01/04/26	MSS
2,4,5-Trichlorophenol	ND		ug/L	9.5	3.5	0.95	391341	12/30/25	01/04/26	MSS
2-Chloronaphthalene	ND		ug/L	9.5	3.3	0.95	391341	12/30/25	01/04/26	MSS
2-Nitroaniline	ND		ug/L	48	4.1	0.95	391341	12/30/25	01/04/26	MSS
Dimethylphthalate	ND		ug/L	9.5	3.3	0.95	391341	12/30/25	01/04/26	MSS
Acenaphthylene	ND		ug/L	9.5	3.7	0.95	391341	12/30/25	01/04/26	MSS
2,6-Dinitrotoluene	ND		ug/L	9.5	4.2	0.95	391341	12/30/25	01/04/26	MSS
3-Nitroaniline	ND		ug/L	9.5	3.8	0.95	391341	12/30/25	01/04/26	MSS
Acenaphthene	ND		ug/L	9.5	3.1	0.95	391341	12/30/25	01/04/26	MSS
2,4-Dinitrophenol	ND		ug/L	48	14	0.95	391341	12/30/25	01/04/26	MSS
4-Nitrophenol	ND		ug/L	9.5	8.1	0.95	391341	12/30/25	01/04/26	MSS
Dibenzofuran	ND		ug/L	9.5	3.1	0.95	391341	12/30/25	01/04/26	MSS
2,4-Dinitrotoluene	ND		ug/L	9.5	4.1	0.95	391341	12/30/25	01/04/26	MSS
Diethylphthalate	ND		ug/L	9.5	2.8	0.95	391341	12/30/25	01/04/26	MSS
Fluorene	ND		ug/L	9.5	3.0	0.95	391341	12/30/25	01/04/26	MSS
4-Chlorophenyl-phenylether	ND		ug/L	9.5	2.9	0.95	391341	12/30/25	01/04/26	MSS
4-Nitroaniline	ND		ug/L	9.5	3.2	0.95	391341	12/30/25	01/04/26	MSS
4,6-Dinitro-2-methylphenol	ND		ug/L	48	16	0.95	391341	12/30/25	01/04/26	MSS
N-Nitrosodiphenylamine	ND		ug/L	9.5	3.8	0.95	391341	12/30/25	01/04/26	MSS
1,2-diphenylhydrazine (as azobenzene)	ND		ug/L	9.5	2.8	0.95	391341	12/30/25	01/04/26	MSS
4-Bromophenyl-phenylether	ND		ug/L	9.5	3.1	0.95	391341	12/30/25	01/04/26	MSS
Hexachlorobenzene	ND		ug/L	9.5	2.9	0.95	391341	12/30/25	01/04/26	MSS
Pentachlorophenol	ND		ug/L	24	5.4	0.95	391341	12/30/25	01/04/26	MSS
Phenanthrene	ND		ug/L	9.5	2.8	0.95	391341	12/30/25	01/04/26	MSS
Anthracene	ND		ug/L	9.5	2.7	0.95	391341	12/30/25	01/04/26	MSS
Di-n-butylphthalate	ND		ug/L	9.5	2.9	0.95	391341	12/30/25	01/04/26	MSS
Fluoranthene	ND		ug/L	9.5	2.7	0.95	391341	12/30/25	01/04/26	MSS
Benzidine	ND		ug/L	48	18	0.95	391341	12/30/25	01/04/26	MSS
Pyrene	ND		ug/L	9.5	2.6	0.95	391341	12/30/25	01/04/26	MSS

Results for any subcontracted analyses are not included in this section.

ENTHALPY ANALYTICAL

Analysis Results for 549730

549730-001 Analyte	Result	Qual	Units	RL	MDL	DF	Batch	Prepared	Analyzed	Chemist
Butylbenzylphthalate	ND		ug/L	9.5	3.5	0.95	391341	12/30/25	01/04/26	MSS
3,3'-Dichlorobenzidine	ND		ug/L	24	4.9	0.95	391341	12/30/25	01/04/26	MSS
Benzo(a)anthracene	ND		ug/L	9.5	2.3	0.95	391341	12/30/25	01/04/26	MSS
Chrysene	ND		ug/L	9.5	2.4	0.95	391341	12/30/25	01/04/26	MSS
bis(2-Ethylhexyl)phthalate	ND		ug/L	9.5	3.2	0.95	391341	12/30/25	01/04/26	MSS
Di-n-octylphthalate	ND		ug/L	9.5	4.5	0.95	391341	12/30/25	01/04/26	MSS
Benzo(b)fluoranthene	ND		ug/L	9.5	2.9	0.95	391341	12/30/25	01/04/26	MSS
Benzo(k)fluoranthene	ND		ug/L	9.5	3.0	0.95	391341	12/30/25	01/04/26	MSS
Benzo(a)pyrene	ND		ug/L	9.5	3.0	0.95	391341	12/30/25	01/04/26	MSS
Indeno(1,2,3-cd)pyrene	ND		ug/L	9.5	4.0	0.95	391341	12/30/25	01/04/26	MSS
Dibenz(a,h)anthracene	ND		ug/L	9.5	4.0	0.95	391341	12/30/25	01/04/26	MSS
Benzo(g,h,i)perylene	ND		ug/L	9.5	3.9	0.95	391341	12/30/25	01/04/26	MSS
Surrogates				**Limits**						
2-Fluorophenol	42%		%REC	15-120		0.95	391341	12/30/25	01/04/26	MSS
Phenol-d6	28%		%REC	15-120		0.95	391341	12/30/25	01/04/26	MSS
2,4,6-Tribromophenol	64%		%REC	15-140		0.95	391341	12/30/25	01/04/26	MSS
Nitrobenzene-d5	59%		%REC	15-123		0.95	391341	12/30/25	01/04/26	MSS
2-Fluorobiphenyl	47%		%REC	15-120		0.95	391341	12/30/25	01/04/26	MSS
Terphenyl-d14	53%		%REC	15-120		0.95	391341	12/30/25	01/04/26	MSS
Method: SM 4500-CN-E Prep Method: METHOD										
Cyanide	ND		mg/L	0.0050	0.0017	0.5	391320	12/30/25	12/31/25	JAK
Method: SM 4500-S2-D Prep Method: METHOD										
Sulfide	ND		mg/L	0.10		1	391121	12/26/25	12/26/25	TXC
Method: SM 5310B Prep Method: SM 5310B										
Total Organic Carbon	**28**		mg/L	1.0	0.49	1	391156	12/28/25	12/28/25	BDR
Method: SM 9221B Prep Method: METHOD										
Coliform, Total	**>1,600**		MPN/100ml	1.8		1	391012	12/24/25 12:53	12/26/25 12:21	BPH
Method: SM 9221F										
Coliform, E. Coli	**>1,600**		MPN/100ml	1.8		1	391012	12/24/25 12:53	12/26/25 12:21	BPH
Method: SM2130B										
Turbidity	**2,300**		NTU	0.80	0.50	4	391026	12/24/25 19:41	12/24/25 19:41	CDR
Method: SM2320B Prep Method: METHOD										
Bicarbonate	**110**		mg/L	6.0		2.5	391081	12/26/25	12/26/25	WWC
Alkalinity, Total as CaCO3	**91**		mg/L	5.0		2.5	391081	12/26/25	12/26/25	WWC
Method: SM2510B Prep Method: METHOD										
Specific Conductance	**540**		umhos/cm	1.0		1	391192	12/29/25	12/29/25	CDR
Method: SM2540C Prep Method: METHOD										
Total Dissolved Solids	**440**		mg/L	20		2	391172	12/29/25	12/31/25	CDR
Method: SM2540D Prep Method: METHOD										
Total Suspended Solids	**2,900**		mg/L	0.5		1	391097	12/26/25	12/29/25	CKN

Results for any subcontracted analyses are not included in this section.

Analysis Results for 549730

549730-001 Analyte	Result	Qual	Units	RL	MDL	DF	Batch	Prepared	Analyzed	Chemist
Method: SM5210B Prep Method: METHOD										
Biochemical Oxygen Demand	**9.8**		mg/L	3.0		1	390990	12/24/25 13:28	12/29/25 16:15	AAB
Method: SM5220D Prep Method: SM 5220D										
Chemical Oxygen Demand	**110**		mg/L	8.0	3.9	2	391311	12/31/25	12/31/25	ARM

Results for any subcontracted analyses are not included in this section.

ENTHALPY ANALYTICAL

Analysis Results for 549730

Sample ID:	Lab ID: 549730-002	Collected: 12/24/25 08:10
SOUTH BASIN - EASTERN INLET	Matrix: Water	

549730-002 Analyte	Result	Qual	Units	RL	MDL	DF	Batch	Prepared	Analyzed	Chemist
Method: EPA 1664A Prep Method: METHOD										
Total Oil and Grease	**1.9**	J	mg/L	5.1	0.99	1	391198	12/29/25	12/30/25	JAG
Method: EPA 200.7 Prep Method: EPA 3015A										
Calcium	**200**		mg/L	0.10	0.0095	1	391061	12/26/25	12/26/25	CAP
Iron	**76**		mg/L	0.50	0.17	10	391061	12/26/25	12/26/25	CAP
Magnesium	**41**		mg/L	0.10	0.017	1	391061	12/26/25	12/26/25	CAP
Potassium	**32**		mg/L	0.50	0.20	1	391061	12/26/25	12/26/25	CAP
Sodium	**71**		mg/L	0.50	0.017	1	391061	12/26/25	12/26/25	CAP
Method: EPA 200.8 Prep Method: EPA 3015A										
Antimony	**1.4**	J	ug/L	2.0	0.31	1	390998	12/24/25	12/25/25	KAM
Arsenic	**18**		ug/L	2.0	0.21	1	390998	12/24/25	12/25/25	KAM
Barium	**620**		ug/L	50	3.3	10	390998	12/24/25	12/24/25	KAM
Beryllium	**2.1**		ug/L	1.0	0.062	1	390998	12/24/25	12/25/25	KAM
Boron	**250**		ug/L	100	60	10	390998	12/24/25	12/24/25	KAM
Cadmium	**1.6**		ug/L	1.0	0.11	1	390998	12/24/25	12/25/25	KAM
Chromium	**40**		ug/L	5.0	0.34	1	390998	12/24/25	12/25/25	KAM
Cobalt	**24**		ug/L	1.0	0.068	1	390998	12/24/25	12/25/25	KAM
Copper	**81**		ug/L	3.0	0.71	1	390998	12/24/25	12/25/25	KAM
Lead	**77**		ug/L	5.0	0.16	1	390998	12/24/25	12/25/25	KAM
Manganese	**1,100**		ug/L	100	17	10	390998	12/24/25	12/26/25	KAM
Nickel	**43**		ug/L	5.0	1.3	1	390998	12/24/25	12/25/25	KAM
Selenium	**2.5**	J	ug/L	4.0	1.6	1	390998	12/24/25	12/25/25	KAM
Silver	**0.60**	J	ug/L	5.0	0.50	1	390998	12/24/25	12/25/25	KAM
Thallium	ND		ug/L	1.0	0.42	1	390998	12/24/25	12/25/25	KAM
Tin	ND		ug/L	5.0	0.33	1	390998	12/24/25	12/25/25	KAM
Vanadium	**82**		ug/L	5.0	0.26	1	390998	12/24/25	12/25/25	KAM
Zinc	**410**		ug/L	10	7.4	1	391111	12/26/25	12/27/25	DXC
Method: EPA 245.1 Prep Method: EPA 245.1										
Mercury	**0.46**		ug/L	0.40	0.032	1	391043	12/26/25	12/26/25	MLL
Method: EPA 300.0 Prep Method: METHOD										
Fluoride	**0.22**		mg/L	0.20	0.072	1	391008	12/24/25 14:40	12/24/25 23:22	KUM
Chloride	**42**		mg/L	1.0	0.27	1	391008	12/24/25 14:40	12/24/25 23:22	KUM
Nitrogen, Nitrite	**0.10**		mg/L	0.10	0.02	1	391008	12/24/25 14:40	12/24/25 23:22	KUM
Bromide	**0.076**	J	mg/L	0.30	0.060	1	391008	12/24/25 14:40	12/24/25 23:22	KUM
Nitrogen, Nitrate	**2.6**		mg/L	0.10	0.05	1	391008	12/24/25 14:40	12/24/25 23:22	KUM
Sulfate	**260**		mg/L	10	2.5	10	391008	12/24/25 14:40	12/24/25 23:42	KUM

Results for any subcontracted analyses are not included in this section.

ENTHALPY ANALYTICAL

Analysis Results for 549730

549730-002 Analyte	Result	Qual	Units	RL	MDL	DF	Batch	Prepared	Analyzed	Chemist
Method: EPA 350.1 Prep Method: METHOD										
Ammonia-N	**0.34**		mg/L	0.10	0.068	1	391593	01/05/26	01/05/26	JAK
Method: EPA 420.1 Prep Method: METHOD										
Total Phenolics	ND		mg/L	0.010	0.0065	1	391723	01/06/26	01/06/26	LVL
Method: EPA 625.1 Prep Method: EPA 3510C										
a-Terpineol	ND		ug/L	20	4.1	2	391341	12/30/25	01/04/26	ZFA
Pyridine	ND		ug/L	20	5.6	2	391341	12/30/25	01/04/26	MSS
Phenol	ND		ug/L	20	4.2	2	391341	12/30/25	01/04/26	MSS
2-Methylphenol	ND		ug/L	20	6.5	2	391341	12/30/25	01/04/26	MSS
3-,4-Methylphenol	ND		ug/L	20	6.0	2	391341	12/30/25	01/04/26	MSS
Benzoic acid	ND		ug/L	100	22	2	391341	12/30/25	01/04/26	MSS
Naphthalene	ND		ug/L	20	7.2	2	391341	12/30/25	01/04/26	MSS
Cresol	ND		ug/L	20		2	391341	12/30/25	01/04/26	MSS
Method: EPA 8081A Prep Method: EPA 3510C										
alpha-BHC	ND		ug/L	0.05	0.01	0.94	391164	12/28/25	01/02/26	KMB
beta-BHC	ND		ug/L	0.05	0.009	0.94	391164	12/28/25	01/02/26	KMB
gamma-BHC	ND		ug/L	0.05	0.008	0.94	391164	12/28/25	01/02/26	KMB
delta-BHC	ND		ug/L	0.05	0.008	0.94	391164	12/28/25	01/02/26	KMB
Heptachlor	ND		ug/L	0.05	0.02	0.94	391164	12/28/25	01/02/26	KMB
Aldrin	ND		ug/L	0.05	0.02	0.94	391164	12/28/25	01/02/26	KMB
Heptachlor epoxide	ND		ug/L	0.05	0.01	0.94	391164	12/28/25	01/02/26	KMB
Endosulfan I	ND		ug/L	0.05	0.01	0.94	391164	12/28/25	01/02/26	KMB
Dieldrin	ND		ug/L	0.09	0.01	0.94	391164	12/28/25	01/02/26	KMB
4,4'-DDE	ND		ug/L	0.09	0.02	0.94	391164	12/28/25	01/02/26	KMB
Endrin	ND		ug/L	0.09	0.01	0.94	391164	12/28/25	01/02/26	KMB
Endosulfan II	ND		ug/L	0.09	0.01	0.94	391164	12/28/25	01/02/26	KMB
Endosulfan sulfate	ND		ug/L	0.09	0.01	0.94	391164	12/28/25	01/02/26	KMB
4,4'-DDD	ND		ug/L	0.09	0.02	0.94	391164	12/28/25	01/02/26	KMB
Endrin aldehyde	ND		ug/L	0.09	0.02	0.94	391164	12/28/25	01/02/26	KMB
Endrin ketone	ND		ug/L	0.09	0.02	0.94	391164	12/28/25	01/02/26	KMB
4,4'-DDT	ND		ug/L	0.09	0.03	0.94	391164	12/28/25	01/02/26	KMB
Methoxychlor	ND		ug/L	0.09	0.02	0.94	391164	12/28/25	01/02/26	KMB
Toxaphene	ND		ug/L	1.9	0.5	0.94	391164	12/28/25	01/02/26	KMB
Chlordane (Technical)	ND		ug/L	0.9	0.2	0.94	391164	12/28/25	01/02/26	KMB
Surrogates				**Limits**						
TCMX	79%		%REC	29-120		0.94	391164	12/28/25	01/02/26	KMB
Decachlorobiphenyl	87%		%REC	33-132		0.94	391164	12/28/25	01/02/26	KMB
Method: EPA 8082 Prep Method: EPA 3510C										
Aroclor-1016	ND		ug/L	0.47	0.28	0.94	391164	12/28/25	01/02/26	KMB
Aroclor-1221	ND		ug/L	0.47	0.33	0.94	391164	12/28/25	01/02/26	KMB
Aroclor-1232	ND		ug/L	0.47	0.30	0.94	391164	12/28/25	01/02/26	KMB
Aroclor-1242	ND		ug/L	0.47	0.39	0.94	391164	12/28/25	01/02/26	KMB
Aroclor-1248	ND		ug/L	0.47	0.22	0.94	391164	12/28/25	01/02/26	KMB
Aroclor-1254	ND		ug/L	0.47	0.33	0.94	391164	12/28/25	01/02/26	KMB
Aroclor-1260	ND		ug/L	0.47	0.31	0.94	391164	12/28/25	01/02/26	KMB
Aroclor-1262	ND		ug/L	0.47	0.38	0.94	391164	12/28/25	01/02/26	KMB

Results for any subcontracted analyses are not included in this section.

ENTHALPY ANALYTICAL

Analysis Results for 549730

549730-002 Analyte	Result	Qual	Units	RL	MDL	DF	Batch	Prepared	Analyzed	Chemist
Aroclor-1268	ND		ug/L	0.47	0.33	0.94	391164	12/28/25	01/02/26	KMB
Surrogates				**Limits**						
Decachlorobiphenyl (PCB)	77%		%REC	28-138		0.94	391164	12/28/25	01/02/26	KMB
Method: EPA 8260B Prep Method: EPA 5030B										
Carbon Disulfide	ND		ug/L	5.0	0.1	1	391133	12/27/25	12/27/25	LYZ
Chloroprene	ND		ug/L	200	0.4	1	391133	12/27/25	12/27/25	LYZ
3-Chloropropene	ND		ug/L	5.0	0.3	1	391133	12/27/25	12/27/25	LYZ
Ethyl methacrylate	ND		ug/L	50	2.1	1	391133	12/27/25	12/27/25	LYZ
Ethanol	ND		ug/L	500	110	1	391133	12/27/25	12/27/25	LYZ
2-Hexanone	ND		ug/L	5.0	1.1	1	391133	12/27/25	12/27/25	LYZ
Isopropanol (IPA)	ND		ug/L	200	52	1	391133	12/27/25	12/27/25	LYZ
Methyl acrylonitrile	ND		ug/L	35	3.7	1	391133	12/27/25	12/27/25	LYZ
Vinyl Acetate	ND		ug/L	50	15	1	391133	12/27/25	12/27/25	LYZ
Acrolein	ND		ug/L	200	2.7	1	391133	12/27/25	12/27/25	LYZ
Acrylonitrile	ND		ug/L	10	0.7	1	391133	12/27/25	12/27/25	LYZ
Freon 12	ND		ug/L	5.0	0.08	1	391133	12/27/25	12/27/25	LYZ
Chloromethane	ND		ug/L	5.0	0.09	1	391133	12/27/25	12/27/25	LYZ
Vinyl Chloride	ND		ug/L	5.0	0.06	1	391133	12/27/25	12/27/25	LYZ
Bromomethane	ND		ug/L	5.0	0.1	1	391133	12/27/25	12/27/25	LYZ
Chloroethane	ND		ug/L	5.0	0.1	1	391133	12/27/25	12/27/25	LYZ
Trichlorofluoromethane	ND		ug/L	5.0	0.05	1	391133	12/27/25	12/27/25	LYZ
Iodomethane	ND		ug/L	5.0		1	391133	12/27/25	12/27/25	LYZ
Acetone	ND		ug/L	100	5.0	1	391133	12/27/25	12/27/25	LYZ
Freon 113	ND		ug/L	5.0	0.1	1	391133	12/27/25	12/27/25	LYZ
1,1-Dichloroethene	ND		ug/L	5.0	0.09	1	391133	12/27/25	12/27/25	LYZ
Methylene Chloride	ND		ug/L	10	0.2	1	391133	12/27/25	12/27/25	LYZ
MTBE	ND		ug/L	5.0	0.08	1	391133	12/27/25	12/27/25	LYZ
trans-1,2-Dichloroethene	ND		ug/L	5.0	0.1	1	391133	12/27/25	12/27/25	LYZ
1,1-Dichloroethane	ND		ug/L	5.0	0.06	1	391133	12/27/25	12/27/25	LYZ
2-Butanone	ND		ug/L	10	1.5	1	391133	12/27/25	12/27/25	LYZ
cis-1,2-Dichloroethene	ND		ug/L	5.0	0.06	1	391133	12/27/25	12/27/25	LYZ
2,2-Dichloropropane	ND		ug/L	5.0	0.1	1	391133	12/27/25	12/27/25	LYZ
Chloroform	ND		ug/L	5.0	0.08	1	391133	12/27/25	12/27/25	LYZ
Bromochloromethane	ND		ug/L	5.0	0.2	1	391133	12/27/25	12/27/25	LYZ
1,1,1-Trichloroethane	ND		ug/L	5.0	0.07	1	391133	12/27/25	12/27/25	LYZ
1,1-Dichloropropene	ND		ug/L	5.0	0.07	1	391133	12/27/25	12/27/25	LYZ
Carbon Tetrachloride	ND		ug/L	5.0	0.07	1	391133	12/27/25	12/27/25	LYZ
1,2-Dichloroethane	ND		ug/L	5.0	0.1	1	391133	12/27/25	12/27/25	LYZ
Benzene	ND		ug/L	1.0	0.03	1	391133	12/27/25	12/27/25	LYZ
Trichloroethene	ND		ug/L	5.0	0.05	1	391133	12/27/25	12/27/25	LYZ
1,2-Dichloropropane	ND		ug/L	5.0	0.1	1	391133	12/27/25	12/27/25	LYZ
Bromodichloromethane	ND		ug/L	5.0	0.09	1	391133	12/27/25	12/27/25	LYZ
Dibromomethane	ND		ug/L	5.0	0.1	1	391133	12/27/25	12/27/25	LYZ
4-Methyl-2-Pentanone	ND		ug/L	5.0	1.0	1	391133	12/27/25	12/27/25	LYZ
cis-1,3-Dichloropropene	ND		ug/L	5.0	0.06	1	391133	12/27/25	12/27/25	LYZ
Toluene	ND		ug/L	5.0	0.06	1	391133	12/27/25	12/27/25	LYZ
trans-1,3-Dichloropropene	ND		ug/L	5.0	0.08	1	391133	12/27/25	12/27/25	LYZ
1,1,2-Trichloroethane	ND		ug/L	5.0	0.2	1	391133	12/27/25	12/27/25	LYZ
1,3-Dichloropropane	ND		ug/L	5.0	0.1	1	391133	12/27/25	12/27/25	LYZ
Tetrachloroethene	ND		ug/L	5.0	0.1	1	391133	12/27/25	12/27/25	LYZ
Dibromochloromethane	ND		ug/L	5.0	0.09	1	391133	12/27/25	12/27/25	LYZ

Results for any subcontracted analyses are not included in this section.

ENTHALPY ANALYTICAL

Analysis Results for 549730

549730-002 Analyte	Result	Qual	Units	RL	MDL	DF	Batch	Prepared	Analyzed	Chemist
1,2-Dibromoethane	ND		ug/L	5.0	0.1	1	391133	12/27/25	12/27/25	LYZ
Chlorobenzene	ND		ug/L	5.0	0.09	1	391133	12/27/25	12/27/25	LYZ
1,1,1,2-Tetrachloroethane	ND		ug/L	5.0	0.1	1	391133	12/27/25	12/27/25	LYZ
Ethylbenzene	ND		ug/L	5.0	0.09	1	391133	12/27/25	12/27/25	LYZ
m,p-Xylenes	ND		ug/L	5.0	0.1	1	391133	12/27/25	12/27/25	LYZ
o-Xylene	ND		ug/L	5.0	0.06	1	391133	12/27/25	12/27/25	LYZ
Styrene	ND		ug/L	5.0	0.09	1	391133	12/27/25	12/27/25	LYZ
Bromoform	ND		ug/L	5.0	0.07	1	391133	12/27/25	12/27/25	LYZ
Isopropylbenzene	ND		ug/L	5.0	0.05	1	391133	12/27/25	12/27/25	LYZ
1,1,2,2-Tetrachloroethane	ND		ug/L	5.0	0.07	1	391133	12/27/25	12/27/25	LYZ
1,2,3-Trichloropropane	ND		ug/L	5.0	0.1	1	391133	12/27/25	12/27/25	LYZ
Propylbenzene	ND		ug/L	5.0	0.07	1	391133	12/27/25	12/27/25	LYZ
Bromobenzene	ND		ug/L	5.0	0.03	1	391133	12/27/25	12/27/25	LYZ
1,3,5-Trimethylbenzene	ND		ug/L	5.0	0.06	1	391133	12/27/25	12/27/25	LYZ
2-Chlorotoluene	ND		ug/L	5.0	0.05	1	391133	12/27/25	12/27/25	LYZ
4-Chlorotoluene	ND		ug/L	5.0	0.06	1	391133	12/27/25	12/27/25	LYZ
tert-Butylbenzene	ND		ug/L	5.0	0.03	1	391133	12/27/25	12/27/25	LYZ
1,2,4-Trimethylbenzene	ND		ug/L	5.0	0.03	1	391133	12/27/25	12/27/25	LYZ
sec-Butylbenzene	ND		ug/L	5.0	0.06	1	391133	12/27/25	12/27/25	LYZ
para-Isopropyl Toluene	ND		ug/L	5.0	0.07	1	391133	12/27/25	12/27/25	LYZ
1,3-Dichlorobenzene	ND		ug/L	5.0	0.06	1	391133	12/27/25	12/27/25	LYZ
1,4-Dichlorobenzene	ND		ug/L	5.0	0.09	1	391133	12/27/25	12/27/25	LYZ
n-Butylbenzene	ND		ug/L	5.0	0.06	1	391133	12/27/25	12/27/25	LYZ
1,2-Dichlorobenzene	ND		ug/L	5.0	0.09	1	391133	12/27/25	12/27/25	LYZ
1,2-Dibromo-3-Chloropropane	ND		ug/L	5.0	0.5	1	391133	12/27/25	12/27/25	LYZ
1,2,4-Trichlorobenzene	ND		ug/L	5.0	0.07	1	391133	12/27/25	12/27/25	LYZ
Hexachlorobutadiene	ND		ug/L	5.0	0.2	1	391133	12/27/25	12/27/25	LYZ
1,2,3-Trichlorobenzene	ND		ug/L	5.0	0.08	1	391133	12/27/25	12/27/25	LYZ
cis-1,4-Dichloro-2-butene	ND		ug/L	5.0	0.4	1	391133	12/27/25	12/27/25	LYZ
trans-1,4-Dichloro-2-butene	ND		ug/L	5.0	0.4	1	391133	12/27/25	12/27/25	LYZ
Xylene (total)	ND		ug/L	5.0		1	391133	12/27/25	12/27/25	LYZ
Surrogates				**Limits**						
Dibromofluoromethane	96%		%REC	70-130		1	391133	12/27/25	12/27/25	LYZ
1,2-Dichloroethane-d4	99%		%REC	70-130		1	391133	12/27/25	12/27/25	LYZ
Toluene-d8	101%		%REC	70-130		1	391133	12/27/25	12/27/25	LYZ
Bromofluorobenzene	99%		%REC	70-130		1	391133	12/27/25	12/27/25	LYZ
Method: EPA 8270C-SIM Prep Method: EPA 3535										
1,4-Dioxane	ND		ug/L	1.0	0.87	1	391062	12/26/25	12/29/25	TJW
Surrogates				**Limits**						
1,4-Dioxane-d8 (SUR)	96%		%REC	80-120		1	391062	12/26/25	12/29/25	TJW
Method: EPA 8270C Prep Method: EPA 3510C										
Carbazole	ND		ug/L	20	5.5	2	391341	12/30/25	01/04/26	MSS
N-Nitrosodimethylamine	ND		ug/L	20	5.8	2	391341	12/30/25	01/04/26	MSS
Aniline	ND		ug/L	20	5.7	2	391341	12/30/25	01/04/26	MSS
bis(2-Chloroethyl)ether	ND		ug/L	50	7.4	2	391341	12/30/25	01/04/26	MSS
2-Chlorophenol	ND		ug/L	20	7.2	2	391341	12/30/25	01/04/26	MSS
1,3-Dichlorobenzene	ND		ug/L	20	6.5	2	391341	12/30/25	01/04/26	MSS
1,4-Dichlorobenzene	ND		ug/L	20	6.8	2	391341	12/30/25	01/04/26	MSS

Results for any subcontracted analyses are not included in this section.

ENTHALPY ANALYTICAL

Analysis Results for 549730

549730-002 Analyte	Result	Qual	Units	RL	MDL	DF	Batch	Prepared	Analyzed	Chemist
Benzyl alcohol	ND		ug/L	50	12	2	391341	12/30/25	01/04/26	MSS
1,2-Dichlorobenzene	ND		ug/L	20	6.7	2	391341	12/30/25	01/04/26	MSS
bis(2-Chloroisopropyl) ether	ND		ug/L	20	7.7	2	391341	12/30/25	01/04/26	MSS
N-Nitroso-di-n-propylamine	ND		ug/L	20	7.7	2	391341	12/30/25	01/04/26	MSS
Hexachloroethane	ND		ug/L	20	6.0	2	391341	12/30/25	01/04/26	MSS
Nitrobenzene	ND		ug/L	50	17	2	391341	12/30/25	01/04/26	MSS
Isophorone	ND		ug/L	20	7.4	2	391341	12/30/25	01/04/26	MSS
2-Nitrophenol	ND		ug/L	20	11	2	391341	12/30/25	01/04/26	MSS
2,4-Dimethylphenol	ND		ug/L	20	6.5	2	391341	12/30/25	01/04/26	MSS
bis(2-Chloroethoxy)methane	ND		ug/L	20	7.3	2	391341	12/30/25	01/04/26	MSS
2,4-Dichlorophenol	ND		ug/L	20	7.4	2	391341	12/30/25	01/04/26	MSS
1,2,4-Trichlorobenzene	ND		ug/L	20	6.9	2	391341	12/30/25	01/04/26	MSS
4-Chloroaniline	ND		ug/L	20	6.2	2	391341	12/30/25	01/04/26	MSS
Hexachlorobutadiene	ND		ug/L	20	4.4	2	391341	12/30/25	01/04/26	MSS
4-Chloro-3-methylphenol	ND		ug/L	20	7.2	2	391341	12/30/25	01/04/26	MSS
2-Methylnaphthalene	ND		ug/L	20	6.7	2	391341	12/30/25	01/04/26	MSS
Hexachlorocyclopentadiene	ND		ug/L	50	16	2	391341	12/30/25	01/04/26	MSS
2,4,6-Trichlorophenol	ND		ug/L	20	8.1	2	391341	12/30/25	01/04/26	MSS
2,4,5-Trichlorophenol	ND		ug/L	20	7.4	2	391341	12/30/25	01/04/26	MSS
2-Chloronaphthalene	ND		ug/L	20	6.8	2	391341	12/30/25	01/04/26	MSS
2-Nitroaniline	ND		ug/L	100	8.7	2	391341	12/30/25	01/04/26	MSS
Dimethylphthalate	ND		ug/L	20	6.9	2	391341	12/30/25	01/04/26	MSS
Acenaphthylene	ND		ug/L	20	7.7	2	391341	12/30/25	01/04/26	MSS
2,6-Dinitrotoluene	ND		ug/L	20	8.9	2	391341	12/30/25	01/04/26	MSS
3-Nitroaniline	ND		ug/L	20	8.0	2	391341	12/30/25	01/04/26	MSS
Acenaphthene	ND		ug/L	20	6.5	2	391341	12/30/25	01/04/26	MSS
2,4-Dinitrophenol	ND		ug/L	100	30	2	391341	12/30/25	01/04/26	MSS
4-Nitrophenol	ND		ug/L	20	17	2	391341	12/30/25	01/04/26	MSS
Dibenzofuran	ND		ug/L	20	6.4	2	391341	12/30/25	01/04/26	MSS
2,4-Dinitrotoluene	ND		ug/L	20	8.5	2	391341	12/30/25	01/04/26	MSS
Diethylphthalate	ND		ug/L	20	5.8	2	391341	12/30/25	01/04/26	MSS
Fluorene	ND		ug/L	20	6.2	2	391341	12/30/25	01/04/26	MSS
4-Chlorophenyl-phenylether	ND		ug/L	20	6.1	2	391341	12/30/25	01/04/26	MSS
4-Nitroaniline	ND		ug/L	20	6.7	2	391341	12/30/25	01/04/26	MSS
4,6-Dinitro-2-methylphenol	ND		ug/L	100	34	2	391341	12/30/25	01/04/26	MSS
N-Nitrosodiphenylamine	ND		ug/L	20	7.9	2	391341	12/30/25	01/04/26	MSS
1,2-diphenylhydrazine (as azobenzene)	ND		ug/L	20	5.8	2	391341	12/30/25	01/04/26	MSS
4-Bromophenyl-phenylether	ND		ug/L	20	6.6	2	391341	12/30/25	01/04/26	MSS
Hexachlorobenzene	ND		ug/L	20	6.1	2	391341	12/30/25	01/04/26	MSS
Pentachlorophenol	ND		ug/L	50	11	2	391341	12/30/25	01/04/26	MSS
Phenanthrene	ND		ug/L	20	5.8	2	391341	12/30/25	01/04/26	MSS
Anthracene	ND		ug/L	20	5.6	2	391341	12/30/25	01/04/26	MSS
Di-n-butylphthalate	ND		ug/L	20	6.0	2	391341	12/30/25	01/04/26	MSS
Fluoranthene	ND		ug/L	20	5.6	2	391341	12/30/25	01/04/26	MSS
Benzidine	ND		ug/L	100	37	2	391341	12/30/25	01/04/26	MSS
Pyrene	ND		ug/L	20	5.4	2	391341	12/30/25	01/04/26	MSS
Butylbenzylphthalate	ND		ug/L	20	7.3	2	391341	12/30/25	01/04/26	MSS
3,3'-Dichlorobenzidine	ND		ug/L	50	10	2	391341	12/30/25	01/04/26	MSS
Benzo(a)anthracene	ND		ug/L	20	4.8	2	391341	12/30/25	01/04/26	MSS
Chrysene	ND		ug/L	20	4.9	2	391341	12/30/25	01/04/26	MSS
bis(2-Ethylhexyl)phthalate	ND		ug/L	20	6.6	2	391341	12/30/25	01/04/26	MSS

Results for any subcontracted analyses are not included in this section.

ENTHALPY ANALYTICAL

Analysis Results for 549730

549730-002 Analyte	Result	Qual	Units	RL	MDL	DF	Batch	Prepared	Analyzed	Chemist
Di-n-octylphthalate	ND		ug/L	20	9.4	2	391341	12/30/25	01/04/26	MSS
Benzo(b)fluoranthene	ND		ug/L	20	6.0	2	391341	12/30/25	01/04/26	MSS
Benzo(k)fluoranthene	ND		ug/L	20	6.2	2	391341	12/30/25	01/04/26	MSS
Benzo(a)pyrene	ND		ug/L	20	6.3	2	391341	12/30/25	01/04/26	MSS
Indeno(1,2,3-cd)pyrene	ND		ug/L	20	8.5	2	391341	12/30/25	01/04/26	MSS
Dibenz(a,h)anthracene	ND		ug/L	20	8.3	2	391341	12/30/25	01/04/26	MSS
Benzo(g,h,i)perylene	ND		ug/L	20	8.2	2	391341	12/30/25	01/04/26	MSS
Surrogates				**Limits**						
2-Fluorophenol	37%		%REC	15-120		2	391341	12/30/25	01/04/26	MSS
Phenol-d6	29%		%REC	15-120		2	391341	12/30/25	01/04/26	MSS
2,4,6-Tribromophenol	85%		%REC	15-140		2	391341	12/30/25	01/04/26	MSS
Nitrobenzene-d5	53%		%REC	15-123		2	391341	12/30/25	01/04/26	MSS
2-Fluorobiphenyl	53%		%REC	15-120		2	391341	12/30/25	01/04/26	MSS
Terphenyl-d14	76%		%REC	15-120		2	391341	12/30/25	01/04/26	MSS
Method: SM 4500-CN-E Prep Method: METHOD										
Cyanide	ND		mg/L	0.0050	0.0017	0.5	391320	12/30/25	12/31/25	JAK
Method: SM 4500-S2-D Prep Method: METHOD										
Sulfide	ND		mg/L	0.10		1	391121	12/26/25	12/26/25	TXC
Method: SM 5310B Prep Method: SM 5310B										
Total Organic Carbon	**39**		mg/L	1.0	0.49	1	391156	12/28/25	12/28/25	BDR
Method: SM 9221B Prep Method: METHOD										
Coliform, Total	**>1,600**		MPN/100ml	1.8		1	391013	12/24/25 13:40	12/26/25 14:04	BPH
Method: SM 9221F										
Coliform, E. Coli	**>1,600**		MPN/100ml	1.8		1	391013	12/24/25 13:40	12/26/25 14:04	BPH
Method: SM2130B										
Turbidity	**2,400**		NTU	0.80	0.50	4	391026	12/24/25 19:41	12/24/25 19:41	CDR
Method: SM2320B Prep Method: METHOD										
Bicarbonate	**86**		mg/L	2.4		1	391081	12/26/25	12/26/25	WWC
Alkalinity, Total as CaCO3	**96**		mg/L	2.0		1	391081	12/26/25	12/26/25	WWC
Method: SM2510B Prep Method: METHOD										
Specific Conductance	**900**		umhos/cm	1.0		1	391192	12/29/25	12/29/25	CDR
Method: SM2540C Prep Method: METHOD										
Total Dissolved Solids	**810**		mg/L	20		2	391172	12/29/25	12/31/25	CDR
Method: SM2540D Prep Method: METHOD										
Total Suspended Solids	**1,900**		mg/L	0.5		1	391097	12/26/25	12/29/25	CKN
Method: SM5210B Prep Method: METHOD										
Biochemical Oxygen Demand	**12**		mg/L	3.0		1	390990	12/24/25 13:28	12/29/25 16:15	AAB

Results for any subcontracted analyses are not included in this section.

Analysis Results for 549730

549730-002 Analyte	Result	Qual	Units	RL	MDL	DF	Batch	Prepared	Analyzed	Chemist
Method: SM5220D Prep Method: SM 5220D										
Chemical Oxygen Demand	**150**		mg/L	8.0	3.9	2	391311	12/31/25	12/31/25	ARM

> Value exceeds indicated concentration
J Estimated value
ND Not Detected

Results for any subcontracted analyses are not included in this section.

ENTHALPY ANALYTICAL

Batch QC

Type: Blank	Lab ID: QC1326378	Batch: 391198
Matrix: Water	Method: EPA 1664A	Prep Method: METHOD

QC1326378 Analyte	Result	Qual	Units	RL	MDL	Prepared	Analyzed
Total Oil and Grease	ND		mg/L	5.0	0.97	12/29/25	12/30/25

Type: Lab Control Sample	Lab ID: QC1326379	Batch: 391198
Matrix: Water	Method: EPA 1664A	Prep Method: METHOD

QC1326379 Analyte	Result	Spiked	Units	Recovery	Qual	Limits
Total Oil and Grease	37.10	40.00	mg/L	93%		78-114

Type: Lab Control Sample Duplicate	Lab ID: QC1326380	Batch: 391198
Matrix: Water	Method: EPA 1664A	Prep Method: METHOD

QC1326380 Analyte	Result	Spiked	Units	Recovery	Qual	Limits	RPD	RPD Lim
Total Oil and Grease	35.90	40.00	mg/L	90%		78-114	3	18

Type: Blank	Lab ID: QC1325777	Batch: 391061
Matrix: Water	Method: EPA 200.7	Prep Method: EPA 3015A

QC1325777 Analyte	Result	Qual	Units	RL	MDL	Prepared	Analyzed
Calcium	ND		mg/L	0.10	0.0095	12/26/25	12/26/25
Iron	ND		mg/L	0.050	0.017	12/26/25	12/26/25
Magnesium	ND		mg/L	0.10	0.017	12/26/25	12/26/25
Potassium	ND		mg/L	0.50	0.20	12/26/25	12/26/25
Sodium	ND		mg/L	0.50	0.017	12/26/25	12/26/25

Type: Lab Control Sample	Lab ID: QC1325778	Batch: 391061
Matrix: Water	Method: EPA 200.7	Prep Method: EPA 3015A

QC1325778 Analyte	Result	Spiked	Units	Recovery	Qual	Limits
Calcium	19.67	20.40	mg/L	96%		85-115
Iron	0.3801	0.4000	mg/L	95%		85-115
Magnesium	20.63	20.40	mg/L	101%		85-115
Potassium	23.56	24.00	mg/L	98%		85-115
Sodium	20.05	20.40	mg/L	98%		85-115

ENTHALPY ANALYTICAL

Batch QC

Type:	Matrix Spike	Lab ID:	QC1325779	Batch:	391061
Matrix (Source ID):	Water (549730-001)	Method:	EPA 200.7	Prep Method:	EPA 3015A

QC1325779 Analyte	Result	Source Sample Result	Spiked	Units	Recovery	Qual	Limits	DF
Calcium	128.1	109.8	20.40	mg/L	90%	NM	75-125	1
Iron	77.68	68.15	0.4000	mg/L	2382%	NM	75-125	10
Magnesium	56.71	34.36	20.40	mg/L	110%		75-125	1
Potassium	55.73	31.63	24.00	mg/L	100%		75-125	1
Sodium	66.06	46.45	20.40	mg/L	96%		75-125	1

Type:	Matrix Spike Duplicate	Lab ID:	QC1325780	Batch:	391061
Matrix (Source ID):	Water (549730-001)	Method:	EPA 200.7	Prep Method:	EPA 3015A

QC1325780 Analyte	Result	Source Sample Result	Spiked	Units	Recovery	Qual	Limits	RPD	RPD Lim	DF
Calcium	129.1	109.8	20.40	mg/L	95%	NM	75-125	1	20	1
Iron	86.84	68.15	0.4000	mg/L	4670%	NM	75-125	11	20	10
Magnesium	59.64	34.36	20.40	mg/L	124%		75-125	5	20	1
Potassium	57.68	31.63	24.00	mg/L	109%		75-125	3	20	1
Sodium	67.02	46.45	20.40	mg/L	101%		75-125	1	20	1

Type:	Serial Dilution	Lab ID:	QC1325842	Batch:	391061
Matrix (Source ID):	Water (549730-001)	Method:	EPA 200.7	Prep Method:	EPA 3015A

QC1325842 Analyte	Result	Source Sample Result	Units	Qual	RPD	RPD Lim	DF
Calcium	115.4	109.8	mg/L				5
Iron	69.67	68.15	mg/L				50
Magnesium	36.21	34.36	mg/L				5
Potassium	31.55	31.63	mg/L				5
Sodium	47.70	46.45	mg/L				5

ENTHALPY ANALYTICAL

Batch QC

Type:	**Blank**	**Lab ID:**	**QC1325533**	**Batch:**	**390998**
Matrix:	**Water**	**Method:**	**EPA 200.8**	**Prep Method:**	**EPA 3015A**

QC1325533 Analyte	Result	Qual	Units	RL	MDL	Prepared	Analyzed
Antimony	ND		ug/L	2.0	0.31	12/24/25	12/26/25
Arsenic	ND		ug/L	2.0	0.21	12/24/25	12/26/25
Barium	ND		ug/L	5.0	0.33	12/24/25	12/24/25
Beryllium	ND		ug/L	1.0	0.062	12/24/25	12/24/25
Boron	11		ug/L	10	6.0	12/24/25	12/24/25
Cadmium	ND		ug/L	1.0	0.11	12/24/25	12/24/25
Chromium	ND		ug/L	5.0	0.34	12/24/25	12/26/25
Cobalt	ND		ug/L	1.0	0.068	12/24/25	12/26/25
Copper	ND		ug/L	3.0	0.71	12/24/25	12/26/25
Lead	ND		ug/L	5.0	0.16	12/24/25	12/24/25
Manganese	ND		ug/L	10	1.7	12/24/25	12/26/25
Nickel	ND		ug/L	5.0	1.3	12/24/25	12/26/25
Selenium	ND		ug/L	2.0	1.6	12/24/25	12/26/25
Silver	ND		ug/L	5.0	0.50	12/24/25	12/24/25
Thallium	ND		ug/L	1.0	0.42	12/24/25	12/24/25
Tin	0.35	J	ug/L	5.0	0.33	12/24/25	12/26/25
Vanadium	ND		ug/L	5.0	0.26	12/24/25	12/26/25

Type:	**Lab Control Sample**	**Lab ID:**	**QC1325534**	**Batch:**	**390998**
Matrix:	**Water**	**Method:**	**EPA 200.8**	**Prep Method:**	**EPA 3015A**

QC1325534 Analyte	Result	Spiked	Units	Recovery	Qual	Limits
Antimony	108.2	100.0	ug/L	108%		85-115
Arsenic	98.46	100.0	ug/L	98%		85-115
Barium	99.34	100.0	ug/L	99%		85-115
Beryllium	99.23	100.0	ug/L	99%		85-115
Boron	87.32	100.0	ug/L	87%		85-115
Cadmium	97.48	100.0	ug/L	97%		85-115
Chromium	94.76	100.0	ug/L	95%		85-115
Cobalt	97.40	100.0	ug/L	97%		85-115
Copper	96.11	100.0	ug/L	96%		85-115
Lead	99.62	100.0	ug/L	100%		85-115
Manganese	98.96	100.0	ug/L	99%		85-115
Nickel	96.76	100.0	ug/L	97%		85-115
Selenium	101.0	100.0	ug/L	101%		85-115
Silver	49.57	50.00	ug/L	99%		85-115
Thallium	99.37	100.0	ug/L	99%		85-115
Tin	98.14	100.0	ug/L	98%		85-115
Vanadium	95.49	100.0	ug/L	95%		85-115

ENTHALPY ANALYTICAL

Batch QC

Type:	Matrix Spike	Lab ID:	QC1325535	Batch:	390998
Matrix (Source ID):	Water (549710-002)	Method:	EPA 200.8	Prep Method:	EPA 3015A

QC1325535 Analyte	Result	Source Sample Result	Spiked	Units	Recovery	Qual	Limits	DF
Antimony	108.3	0.9380	100.0	ug/L	107%		70-130	10
Arsenic	103.9	ND	100.0	ug/L	104%		70-130	10
Barium	107.6	9.618	100.0	ug/L	98%		70-130	10
Beryllium	99.78	ND	100.0	ug/L	100%		70-130	10
Boron	139.4	13.55	100.0	ug/L	126%		70-130	10
Cadmium	98.07	ND	100.0	ug/L	98%		70-130	10
Chromium	104.3	ND	100.0	ug/L	104%		70-130	10
Cobalt	102.6	0.3000	100.0	ug/L	102%		70-130	10
Copper	117.1	12.80	100.0	ug/L	104%		70-130	10
Lead	99.89	1.333	100.0	ug/L	99%		70-130	10
Manganese	107.5	5.140	100.0	ug/L	102%		70-130	10
Nickel	105.1	ND	100.0	ug/L	105%		70-130	10
Selenium	87.47	ND	100.0	ug/L	87%		70-130	10
Silver	51.18	ND	50.00	ug/L	102%		70-130	10
Thallium	97.26	ND	100.0	ug/L	97%		70-130	10
Tin	100.7	0.8240	100.0	ug/L	100%		70-130	10
Vanadium	98.58	ND	100.0	ug/L	99%		70-130	10

Type:	Matrix Spike Duplicate	Lab ID:	QC1325536	Batch:	390998
Matrix (Source ID):	Water (549710-002)	Method:	EPA 200.8	Prep Method:	EPA 3015A

QC1325536 Analyte	Result	Source Sample Result	Spiked	Units	Recovery	Qual	Limits	RPD	RPD Lim	DF
Antimony	107.9	0.9380	100.0	ug/L	107%		70-130	0	20	10
Arsenic	103.9	ND	100.0	ug/L	104%		70-130	0	20	10
Barium	110.2	9.618	100.0	ug/L	101%		70-130	2	20	10
Beryllium	98.90	ND	100.0	ug/L	99%		70-130	1	20	10
Boron	135.5	13.55	100.0	ug/L	122%		70-130	3	20	10
Cadmium	95.67	ND	100.0	ug/L	96%		70-130	2	20	10
Chromium	99.54	ND	100.0	ug/L	100%		70-130	5	20	10
Cobalt	103.8	0.3000	100.0	ug/L	104%		70-130	1	20	10
Copper	118.1	12.80	100.0	ug/L	105%		70-130	1	20	10
Lead	102.2	1.333	100.0	ug/L	101%		70-130	2	20	10
Manganese	107.4	5.140	100.0	ug/L	102%		70-130	0	20	10
Nickel	104.6	ND	100.0	ug/L	105%		70-130	0	20	10
Selenium	87.51	ND	100.0	ug/L	88%		70-130	0	20	10
Silver	50.64	ND	50.00	ug/L	101%		70-130	1	20	10
Thallium	95.51	ND	100.0	ug/L	96%		70-130	2	20	10
Tin	100.2	0.8240	100.0	ug/L	99%		70-130	0	20	10
Vanadium	98.79	ND	100.0	ug/L	99%		70-130	0	20	10

ENTHALPY ANALYTICAL

Batch QC

Type:	Matrix Spike	Lab ID:	QC1325537	Batch:	390998
Matrix (Source ID):	Water (549712-001)	Method:	EPA 200.8	Prep Method:	EPA 3015A

QC1325537 Analyte	Result	Source Sample Result	Spiked	Units	Recovery	Qual	Limits	DF
Antimony	105.7	1.349	100.0	ug/L	104%		70-130	10
Arsenic	103.4	1.747	100.0	ug/L	102%		70-130	10
Barium	118.2	14.32	100.0	ug/L	104%		70-130	10
Beryllium	97.90	ND	100.0	ug/L	98%		70-130	10
Boron	163.9	58.10	100.0	ug/L	106%		70-130	10
Cadmium	100.4	ND	100.0	ug/L	100%		70-130	10
Chromium	102.3	0.8840	100.0	ug/L	101%		70-130	10
Cobalt	105.2	0.4970	100.0	ug/L	105%		70-130	10
Copper	126.5	20.74	100.0	ug/L	106%		70-130	10
Lead	103.2	1.816	100.0	ug/L	101%		70-130	10
Manganese	153.2	48.03	100.0	ug/L	105%		70-130	10
Nickel	105.8	2.049	100.0	ug/L	104%		70-130	10
Selenium	94.11	ND	100.0	ug/L	94%		70-130	10
Silver	50.89	ND	50.00	ug/L	102%		70-130	10
Thallium	101.1	ND	100.0	ug/L	101%		70-130	10
Tin	97.86	0.5800	100.0	ug/L	97%		70-130	10
Vanadium	101.8	3.842	100.0	ug/L	98%		70-130	10

Type:	Matrix Spike Duplicate	Lab ID:	QC1325538	Batch:	390998
Matrix (Source ID):	Water (549712-001)	Method:	EPA 200.8	Prep Method:	EPA 3015A

QC1325538 Analyte	Result	Source Sample Result	Spiked	Units	Recovery	Qual	Limits	RPD	RPD Lim	DF
Antimony	109.6	1.349	100.0	ug/L	108%		70-130	4	20	10
Arsenic	105.8	1.747	100.0	ug/L	104%		70-130	2	20	10
Barium	120.0	14.32	100.0	ug/L	106%		70-130	1	20	10
Beryllium	98.27	ND	100.0	ug/L	98%		70-130	0	20	10
Boron	169.9	58.10	100.0	ug/L	112%		70-130	4	20	10
Cadmium	96.62	ND	100.0	ug/L	97%		70-130	4	20	10
Chromium	104.4	0.8840	100.0	ug/L	104%		70-130	2	20	10
Cobalt	105.2	0.4970	100.0	ug/L	105%		70-130	0	20	10
Copper	130.3	20.74	100.0	ug/L	110%		70-130	3	20	10
Lead	100.6	1.816	100.0	ug/L	99%		70-130	3	20	10
Manganese	153.5	48.03	100.0	ug/L	105%		70-130	0	20	10
Nickel	107.0	2.049	100.0	ug/L	105%		70-130	1	20	10
Selenium	88.35	ND	100.0	ug/L	88%		70-130	6	20	10
Silver	48.25	ND	50.00	ug/L	97%		70-130	5	20	10
Thallium	94.61	ND	100.0	ug/L	95%		70-130	7	20	10
Tin	97.32	0.5800	100.0	ug/L	97%		70-130	1	20	10
Vanadium	102.5	3.842	100.0	ug/L	99%		70-130	1	20	10

ENTHALPY ANALYTICAL

Batch QC

Type: Blank	Lab ID: QC1325956	Batch: 391111
Matrix: Water	Method: EPA 200.8	Prep Method: EPA 3015A

QC1325956 Analyte	Result	Qual	Units	RL	MDL	Prepared	Analyzed
Zinc	ND		ug/L	10	7.4	12/26/25	12/26/25

Type: Lab Control Sample	Lab ID: QC1325957	Batch: 391111
Matrix: Water	Method: EPA 200.8	Prep Method: EPA 3015A

QC1325957 Analyte	Result	Spiked	Units	Recovery	Qual	Limits
Zinc	94.71	100.0	ug/L	95%		85-115

Type: Matrix Spike	Lab ID: QC1325958	Batch: 391111
Matrix (Source ID): Water (549710-003)	Method: EPA 200.8	Prep Method: EPA 3015A

QC1325958 Analyte	Result	Source Sample Result	Spiked	Units	Recovery	Qual	Limits	DF
Zinc	382.6	297.8	100.0	ug/L	85%		70-130	1

Type: Matrix Spike Duplicate	Lab ID: QC1325959	Batch: 391111
Matrix (Source ID): Water (549710-003)	Method: EPA 200.8	Prep Method: EPA 3015A

QC1325959 Analyte	Result	Source Sample Result	Spiked	Units	Recovery	Qual	Limits	RPD	RPD Lim	DF
Zinc	378.0	297.8	100.0	ug/L	80%		70-130	1	20	1

Type: Matrix Spike	Lab ID: QC1325960	Batch: 391111
Matrix (Source ID): Water (549710-004)	Method: EPA 200.8	Prep Method: EPA 3015A

QC1325960 Analyte	Result	Source Sample Result	Spiked	Units	Recovery	Qual	Limits	DF
Zinc	342.9	246.2	100.0	ug/L	97%		70-130	1

Type: Matrix Spike Duplicate	Lab ID: QC1325961	Batch: 391111
Matrix (Source ID): Water (549710-004)	Method: EPA 200.8	Prep Method: EPA 3015A

QC1325961 Analyte	Result	Source Sample Result	Spiked	Units	Recovery	Qual	Limits	RPD	RPD Lim	DF
Zinc	339.3	246.2	100.0	ug/L	93%		70-130	1	20	1

Type: Blank	Lab ID: QC1325708	Batch: 391043
Matrix: Water	Method: EPA 245.1	Prep Method: EPA 245.1

QC1325708 Analyte	Result	Qual	Units	RL	MDL	Prepared	Analyzed
Mercury	ND		ug/L	0.40	0.032	12/26/25	12/26/25

ENTHALPY ANALYTICAL

Batch QC

Type:	**Lab Control Sample**	**Lab ID:**	**QC1325709**	**Batch:**	**391043**
Matrix:	**Water**	**Method:**	**EPA 245.1**	**Prep Method:**	**EPA 245.1**

QC1325709 Analyte	Result	Spiked	Units	Recovery	Qual	Limits
Mercury	5.001	5.000	ug/L	100%		85-115

Type:	**Matrix Spike**	**Lab ID:**	**QC1325710**	**Batch:**	**391043**
Matrix (Source ID):	**Water (549669-007)**	**Method:**	**EPA 245.1**	**Prep Method:**	**EPA 245.1**

QC1325710 Analyte	Result	Source Sample Result	Spiked	Units	Recovery	Qual	Limits	DF
Mercury	4.260	0.04522	5.000	ug/L	84%		75-125	1

Type:	**Matrix Spike Duplicate**	**Lab ID:**	**QC1325711**	**Batch:**	**391043**
Matrix (Source ID):	**Water (549669-007)**	**Method:**	**EPA 245.1**	**Prep Method:**	**EPA 245.1**

QC1325711 Analyte	Result	Source Sample Result	Spiked	Units	Recovery	Qual	Limits	RPD	RPD Lim	DF
Mercury	4.663	0.04522	5.000	ug/L	92%		75-125	9	20	1

Type:	**Matrix Spike**	**Lab ID:**	**QC1325712**	**Batch:**	**391043**
Matrix (Source ID):	**Water (549764-002)**	**Method:**	**EPA 245.1**	**Prep Method:**	**EPA 245.1**

QC1325712 Analyte	Result	Source Sample Result	Spiked	Units	Recovery	Qual	Limits	DF
Mercury	969.7	ND	1000	ug/L	97%		75-125	200

Type:	**Matrix Spike Duplicate**	**Lab ID:**	**QC1325713**	**Batch:**	**391043**
Matrix (Source ID):	**Water (549764-002)**	**Method:**	**EPA 245.1**	**Prep Method:**	**EPA 245.1**

QC1325713 Analyte	Result	Source Sample Result	Spiked	Units	Recovery	Qual	Limits	RPD	RPD Lim	DF
Mercury	888.3	ND	1000	ug/L	89%		75-125	9	20	200

Type:	**Blank**	**Lab ID:**	**QC1325582**	**Batch:**	**391008**
Matrix:	**Water**	**Method:**	**EPA 300.0**	**Prep Method:**	**METHOD**

QC1325582 Analyte	Result	Qual	Units	RL	MDL	Prepared	Analyzed
Fluoride	ND		mg/L	0.20	0.072	12/24/25 14:40	12/24/25 14:45
Chloride	ND		mg/L	1.0	0.27	12/24/25 14:40	12/24/25 14:45
Nitrogen, Nitrite	ND		mg/L	0.10	0.02	12/24/25 14:40	12/24/25 14:45
Bromide	ND		mg/L	0.30	0.060	12/24/25 14:40	12/24/25 14:45
Nitrogen, Nitrate	ND		mg/L	0.10	0.05	12/24/25 14:40	12/24/25 14:45
Sulfate	ND		mg/L	1.0	0.25	12/24/25 14:40	12/24/25 14:45

ENTHALPY ANALYTICAL

Batch QC

Type: Lab Control Sample	Lab ID: QC1325583	Batch: 391008
Matrix: Water	Method: EPA 300.0	Prep Method: METHOD

QC1325583 Analyte	Result	Spiked	Units	Recovery	Qual	Limits
Fluoride	9.608	10.00	mg/L	96%		90-110
Chloride	46.84	50.00	mg/L	94%		90-110
Nitrogen, Nitrite	4.576	4.567	mg/L	100%		90-110
Bromide	14.64	15.00	mg/L	98%		90-110
Nitrogen, Nitrate	4.386	4.518	mg/L	97%		90-110
Sulfate	24.83	25.00	mg/L	99%		90-110

Type: Matrix Spike	Lab ID: QC1325586	Batch: 391008
Matrix (Source ID): Water (549746-001)	Method: EPA 300.0	Prep Method: METHOD

QC1325586 Analyte	Result	Source Sample Result	Spiked	Units	Recovery	Qual	Limits	DF
Fluoride	17.53	ND	20.00	mg/L	88%		80-129	1
Chloride	100.7	0.6569	100.0	mg/L	100%		80-123	1
Nitrogen, Nitrite	9.306	ND	9.134	mg/L	102%		80-122	1
Bromide	14.80	ND	15.00	mg/L	99%		80-121	1
Nitrogen, Nitrate	9.532	0.5585	9.036	mg/L	99%		80-123	1
Sulfate	52.37	2.623	50.00	mg/L	99%		79-124	1

Type: Matrix Spike Duplicate	Lab ID: QC1325587	Batch: 391008
Matrix (Source ID): Water (549746-001)	Method: EPA 300.0	Prep Method: METHOD

QC1325587 Analyte	Result	Source Sample Result	Spiked	Units	Recovery	Qual	Limits	RPD	RPD Lim	DF
Fluoride	17.80	ND	20.00	mg/L	89%		80-129	2	21	1
Chloride	101.6	0.6569	100.0	mg/L	101%		80-123	1	20	1
Nitrogen, Nitrite	9.400	ND	9.134	mg/L	103%		80-122	1	21	1
Bromide	14.94	ND	15.00	mg/L	100%		80-121	1	20	1
Nitrogen, Nitrate	9.610	0.5585	9.036	mg/L	100%		80-123	1	20	1
Sulfate	52.65	2.623	50.00	mg/L	100%		79-124	1	20	1

Type: Blank	Lab ID: QC1327674	Batch: 391593
Matrix: Water	Method: EPA 350.1	Prep Method: METHOD

QC1327674 Analyte	Result	Qual	Units	RL	MDL	Prepared	Analyzed
Ammonia-N	ND		mg/L	0.10	0.068	01/05/26	01/05/26

Type: Lab Control Sample	Lab ID: QC1327675	Batch: 391593
Matrix: Water	Method: EPA 350.1	Prep Method: METHOD

QC1327675 Analyte	Result	Spiked	Units	Recovery	Qual	Limits
Ammonia-N	0.9693	1.000	mg/L	97%		90-110

ENTHALPY ANALYTICAL

Batch QC

Type:	Matrix Spike	Lab ID:	QC1327676	Batch:	391593
Matrix (Source ID):	Water (549813-002)	Method:	EPA 350.1	Prep Method:	METHOD

QC1327676 Analyte	Result	Source Sample Result	Spiked	Units	Recovery	Qual	Limits	DF
Ammonia-N	1.046	ND	1.000	mg/L	105%		90-110	1

Type:	Matrix Spike Duplicate	Lab ID:	QC1327677	Batch:	391593
Matrix (Source ID):	Water (549813-002)	Method:	EPA 350.1	Prep Method:	METHOD

QC1327677 Analyte	Result	Source Sample Result	Spiked	Units	Recovery	Qual	Limits	RPD	RPD Lim	DF
Ammonia-N	1.013	ND	1.000	mg/L	101%		90-110	3	20	1

Type:	Matrix Spike	Lab ID:	QC1327684	Batch:	391593
Matrix (Source ID):	Water (549813-006)	Method:	EPA 350.1	Prep Method:	METHOD

QC1327684 Analyte	Result	Source Sample Result	Spiked	Units	Recovery	Qual	Limits	DF
Ammonia-N	0.9370	ND	1.000	mg/L	94%		90-110	1

Type:	Matrix Spike Duplicate	Lab ID:	QC1327685	Batch:	391593
Matrix (Source ID):	Water (549813-006)	Method:	EPA 350.1	Prep Method:	METHOD

QC1327685 Analyte	Result	Source Sample Result	Spiked	Units	Recovery	Qual	Limits	RPD	RPD Lim	DF
Ammonia-N	0.9160	ND	1.000	mg/L	92%		90-110	2	20	1

Type:	Blank	Lab ID:	QC1328033	Batch:	391723
Matrix:	Water	Method:	EPA 420.1	Prep Method:	METHOD

QC1328033 Analyte	Result	Qual	Units	RL	MDL	Prepared	Analyzed
Total Phenolics	ND		mg/L	0.010	0.0065	01/06/26	01/06/26

Type:	Lab Control Sample	Lab ID:	QC1328034	Batch:	391723
Matrix:	Water	Method:	EPA 420.1	Prep Method:	METHOD

QC1328034 Analyte	Result	Spiked	Units	Recovery	Qual	Limits
Total Phenolics	0.07800	0.08000	mg/L	98%		80-120

Type:	Lab Control Sample Duplicate	Lab ID:	QC1328035	Batch:	391723
Matrix:	Water	Method:	EPA 420.1	Prep Method:	METHOD

QC1328035 Analyte	Result	Spiked	Units	Recovery	Qual	Limits	RPD	RPD Lim
Total Phenolics	0.07500	0.08000	mg/L	94%		80-120	4	20

ENTHALPY ANALYTICAL

Batch QC

ENTHALPY ANALYTICAL

Batch QC

Type: Blank	Lab ID: QC1326760	Batch: 391341
Matrix: Water		

QC1326760 Analyte	Result	Qual	Units	RL	MDL	Prepared	Analyzed
Method: EPA 625.1 Prep Method: EPA 3510C							
a-Terpineol	ND		ug/L	10	2.1	12/30/25	12/31/25
Pyridine	ND		ug/L	10	2.8	12/30/25	12/31/25
Phenol	ND		ug/L	10	2.1	12/30/25	12/31/25
2-Methylphenol	ND		ug/L	10	3.2	12/30/25	12/31/25
3-,4-Methylphenol	ND		ug/L	10	3.0	12/30/25	12/31/25
Benzoic acid	ND		ug/L	50	11	12/30/25	12/31/25
Naphthalene	ND		ug/L	10	3.6	12/30/25	12/31/25
Cresol	ND		ug/L	10		12/30/25	12/31/25
Method: EPA 8270C Prep Method: EPA 3510C							
Carbazole	ND		ug/L	10	2.8	12/30/25	12/31/25
N-Nitrosodimethylamine	ND		ug/L	10	2.9	12/30/25	12/31/25
Aniline	ND		ug/L	10	2.8	12/30/25	12/31/25
bis(2-Chloroethyl)ether	ND		ug/L	25	3.7	12/30/25	12/31/25
2-Chlorophenol	ND		ug/L	10	3.6	12/30/25	12/31/25
1,3-Dichlorobenzene	ND		ug/L	10	3.3	12/30/25	12/31/25
1,4-Dichlorobenzene	ND		ug/L	10	3.4	12/30/25	12/31/25
Benzyl alcohol	ND		ug/L	25	5.8	12/30/25	12/31/25
1,2-Dichlorobenzene	ND		ug/L	10	3.3	12/30/25	12/31/25
bis(2-Chloroisopropyl) ether	ND		ug/L	10	3.8	12/30/25	12/31/25
N-Nitroso-di-n-propylamine	ND		ug/L	10	3.9	12/30/25	12/31/25
Hexachloroethane	ND		ug/L	10	3.0	12/30/25	12/31/25
Nitrobenzene	ND		ug/L	25	8.4	12/30/25	12/31/25
Isophorone	ND		ug/L	10	3.7	12/30/25	12/31/25
2-Nitrophenol	ND		ug/L	10	5.4	12/30/25	12/31/25
2,4-Dimethylphenol	ND		ug/L	10	3.2	12/30/25	12/31/25
bis(2-Chloroethoxy)methane	ND		ug/L	10	3.7	12/30/25	12/31/25
2,4-Dichlorophenol	ND		ug/L	10	3.7	12/30/25	12/31/25
1,2,4-Trichlorobenzene	ND		ug/L	10	3.4	12/30/25	12/31/25
4-Chloroaniline	ND		ug/L	10	3.1	12/30/25	12/31/25
Hexachlorobutadiene	ND		ug/L	10	2.2	12/30/25	12/31/25
4-Chloro-3-methylphenol	ND		ug/L	10	3.6	12/30/25	12/31/25
2-Methylnaphthalene	ND		ug/L	10	3.4	12/30/25	12/31/25
Hexachlorocyclopentadiene	ND		ug/L	25	7.8	12/30/25	12/31/25
2,4,6-Trichlorophenol	ND		ug/L	10	4.1	12/30/25	12/31/25
2,4,5-Trichlorophenol	ND		ug/L	10	3.7	12/30/25	12/31/25
2-Chloronaphthalene	ND		ug/L	10	3.4	12/30/25	12/31/25
2-Nitroaniline	ND		ug/L	50	4.3	12/30/25	12/31/25
Dimethylphthalate	ND		ug/L	10	3.4	12/30/25	12/31/25
Acenaphthylene	ND		ug/L	10	3.9	12/30/25	12/31/25
2,6-Dinitrotoluene	ND		ug/L	10	4.4	12/30/25	12/31/25
3-Nitroaniline	ND		ug/L	10	4.0	12/30/25	12/31/25
Acenaphthene	ND		ug/L	10	3.2	12/30/25	12/31/25
2,4-Dinitrophenol	ND		ug/L	50	15	12/30/25	12/31/25
4-Nitrophenol	ND		ug/L	10	8.5	12/30/25	12/31/25

ENTHALPY ANALYTICAL

Batch QC

QC1326760 Analyte	Result	Qual	Units	RL	MDL	Prepared	Analyzed
Dibenzofuran	ND		ug/L	10	3.2	12/30/25	12/31/25
2,4-Dinitrotoluene	ND		ug/L	10	4.3	12/30/25	12/31/25
Diethylphthalate	ND		ug/L	10	2.9	12/30/25	12/31/25
Fluorene	ND		ug/L	10	3.1	12/30/25	12/31/25
4-Chlorophenyl-phenylether	ND		ug/L	10	3.1	12/30/25	12/31/25
4-Nitroaniline	ND		ug/L	10	3.3	12/30/25	12/31/25
4,6-Dinitro-2-methylphenol	ND		ug/L	50	17	12/30/25	12/31/25
N-Nitrosodiphenylamine	ND		ug/L	10	4.0	12/30/25	12/31/25
1,2-diphenylhydrazine (as azobenzene)	ND		ug/L	10	2.9	12/30/25	12/31/25
4-Bromophenyl-phenylether	ND		ug/L	10	3.3	12/30/25	12/31/25
Hexachlorobenzene	ND		ug/L	10	3.0	12/30/25	12/31/25
Pentachlorophenol	ND		ug/L	25	5.7	12/30/25	12/31/25
Phenanthrene	ND		ug/L	10	2.9	12/30/25	12/31/25
Anthracene	ND		ug/L	10	2.8	12/30/25	12/31/25
Di-n-butylphthalate	ND		ug/L	10	3.0	12/30/25	12/31/25
Fluoranthene	ND		ug/L	10	2.8	12/30/25	12/31/25
Benzidine	ND		ug/L	50	19	12/30/25	12/31/25
Pyrene	ND		ug/L	10	2.7	12/30/25	12/31/25
Butylbenzylphthalate	ND		ug/L	10	3.6	12/30/25	12/31/25
3,3'-Dichlorobenzidine	ND		ug/L	25	5.2	12/30/25	12/31/25
Benzo(a)anthracene	ND		ug/L	10	2.4	12/30/25	12/31/25
Chrysene	ND		ug/L	10	2.5	12/30/25	12/31/25
bis(2-Ethylhexyl)phthalate	ND		ug/L	10	3.3	12/30/25	12/31/25
Di-n-octylphthalate	ND		ug/L	10	4.7	12/30/25	12/31/25
Benzo(b)fluoranthene	ND		ug/L	10	3.0	12/30/25	12/31/25
Benzo(k)fluoranthene	ND		ug/L	10	3.1	12/30/25	12/31/25
Benzo(a)pyrene	ND		ug/L	10	3.1	12/30/25	12/31/25
Indeno(1,2,3-cd)pyrene	ND		ug/L	10	4.2	12/30/25	12/31/25
Dibenz(a,h)anthracene	ND		ug/L	10	4.2	12/30/25	12/31/25
Benzo(g,h,i)perylene	ND		ug/L	10	4.1	12/30/25	12/31/25
Surrogates				**Limits**			
2-Fluorophenol	56%		%REC	15-120		12/30/25	12/31/25
Phenol-d6	32%		%REC	15-120		12/30/25	12/31/25
2,4,6-Tribromophenol	86%		%REC	15-140		12/30/25	12/31/25
Nitrobenzene-d5	84%		%REC	15-123		12/30/25	12/31/25
2-Fluorobiphenyl	78%		%REC	15-120		12/30/25	12/31/25
Terphenyl-d14	98%		%REC	15-120		12/30/25	12/31/25

ENTHALPY ANALYTICAL

Batch QC

Type:	**Lab Control Sample**	**Lab ID:**	**QC1326761**	**Batch:**	**391341**
Matrix:	**Water**	**Method:**	**EPA 8270C**	**Prep Method:**	**EPA 3510C**

QC1326761 Analyte	Result	Spiked	Units	Recovery	Qual	Limits
Phenol	27.20	75.00	ug/L	36%		14-120
2-Chlorophenol	57.46	75.00	ug/L	77%		46-120
1,4-Dichlorobenzene	58.80	75.00	ug/L	78%		42-120
3-,4-Methylphenol	52.34	75.00	ug/L	70%		40-120
N-Nitroso-di-n-propylamine	65.91	75.00	ug/L	88%		54-121
2,4-Dimethylphenol	62.22	75.00	ug/L	83%		48-120
1,2,4-Trichlorobenzene	61.56	75.00	ug/L	82%		45-120
4-Chloro-3-methylphenol	68.32	75.00	ug/L	91%		60-121
2,4,5-Trichlorophenol	67.06	75.00	ug/L	89%		62-124
Acenaphthene	61.89	75.00	ug/L	83%		56-120
4-Nitrophenol	33.07	75.00	ug/L	44%		17-120
2,4-Dinitrotoluene	74.04	75.00	ug/L	99%		69-127
Pentachlorophenol	65.20	75.00	ug/L	87%		51-120
Pyrene	75.70	75.00	ug/L	101%		68-123
Chrysene	71.54	75.00	ug/L	95%		66-120
Benzo(b)fluoranthene	79.87	75.00	ug/L	106%		67-120
Surrogates						
2-Fluorophenol	22.94	40.00	ug/L	57%		15-120
Phenol-d6	14.45	40.00	ug/L	36%		15-120
2,4,6-Tribromophenol	38.80	40.00	ug/L	97%		15-140
Nitrobenzene-d5	34.90	40.00	ug/L	87%		15-123
2-Fluorobiphenyl	33.70	40.00	ug/L	84%		15-120
Terphenyl-d14	43.13	40.00	ug/L	108%		15-120

ENTHALPY ANALYTICAL

Batch QC

Type:	**Lab Control Sample Duplicate**	**Lab ID:**	**QC1326762**	**Batch:**	**391341**
Matrix:	**Water**	**Method:**	**EPA 8270C**	**Prep Method:**	**EPA 3510C**

QC1326762 Analyte	Result	Spiked	Units	Recovery	Qual	Limits	RPD	RPD Lim
Phenol	24.04	75.00	ug/L	32%		14-120	12	52
2-Chlorophenol	51.96	75.00	ug/L	69%		46-120	10	52
1,4-Dichlorobenzene	53.12	75.00	ug/L	71%		42-120	10	53
3-,4-Methylphenol	49.03	75.00	ug/L	65%		40-120	7	51
N-Nitroso-di-n-propylamine	64.87	75.00	ug/L	86%		54-121	2	52
2,4-Dimethylphenol	60.94	75.00	ug/L	81%		48-120	2	52
1,2,4-Trichlorobenzene	56.89	75.00	ug/L	76%		45-120	8	54
4-Chloro-3-methylphenol	67.30	75.00	ug/L	90%		60-121	2	47
2,4,5-Trichlorophenol	66.97	75.00	ug/L	89%		62-124	0	46
Acenaphthene	66.50	75.00	ug/L	89%		56-120	7	46
4-Nitrophenol	34.12	75.00	ug/L	45%		17-120	3	44
2,4-Dinitrotoluene	82.73	75.00	ug/L	110%		69-127	11	40
Pentachlorophenol	71.27	75.00	ug/L	95%		51-120	9	42
Pyrene	79.41	75.00	ug/L	106%		68-123	5	39
Chrysene	76.89	75.00	ug/L	103%		66-120	7	38
Benzo(b)fluoranthene	85.27	75.00	ug/L	114%		67-120	7	39
Surrogates								
2-Fluorophenol	19.55	40.00	ug/L	49%		15-120		
Phenol-d6	12.21	40.00	ug/L	31%		15-120		
2,4,6-Tribromophenol	43.27	40.00	ug/L	108%		15-140		
Nitrobenzene-d5	31.70	40.00	ug/L	79%		15-123		
2-Fluorobiphenyl	32.25	40.00	ug/L	81%		15-120		
Terphenyl-d14	44.38	40.00	ug/L	111%		15-120		

ENTHALPY ANALYTICAL

Batch QC

Type: Blank	Lab ID: QC1326135	Batch: 391164
Matrix: Water		

QC1326135 Analyte	Result	Qual	Units	RL	MDL	Prepared	Analyzed
Method: EPA 8081A Prep Method: EPA 3510C							
alpha-BHC	ND		ug/L	0.05	0.01	12/28/25	01/02/26
beta-BHC	ND		ug/L	0.05	0.01	12/28/25	01/02/26
gamma-BHC	ND		ug/L	0.05	0.008	12/28/25	01/02/26
delta-BHC	ND		ug/L	0.05	0.008	12/28/25	01/02/26
Heptachlor	ND		ug/L	0.05	0.02	12/28/25	01/02/26
Aldrin	ND		ug/L	0.05	0.02	12/28/25	01/02/26
Heptachlor epoxide	ND		ug/L	0.05	0.01	12/28/25	01/02/26
Endosulfan I	ND		ug/L	0.05	0.01	12/28/25	01/02/26
Dieldrin	ND		ug/L	0.1	0.01	12/28/25	01/02/26
4,4'-DDE	ND		ug/L	0.1	0.02	12/28/25	01/02/26
Endrin	ND		ug/L	0.1	0.01	12/28/25	01/02/26
Endosulfan II	ND		ug/L	0.1	0.01	12/28/25	01/02/26
Endosulfan sulfate	ND		ug/L	0.1	0.01	12/28/25	01/02/26
4,4'-DDD	ND		ug/L	0.1	0.02	12/28/25	01/02/26
Endrin aldehyde	ND		ug/L	0.1	0.02	12/28/25	01/02/26
Endrin ketone	ND		ug/L	0.1	0.02	12/28/25	01/02/26
4,4'-DDT	ND		ug/L	0.1	0.03	12/28/25	01/02/26
Methoxychlor	ND		ug/L	0.1	0.02	12/28/25	01/02/26
Toxaphene	ND		ug/L	2.0	0.6	12/28/25	01/02/26
Chlordane (Technical)	ND		ug/L	1.0	0.2	12/28/25	01/02/26
Surrogates				**Limits**			
TCMX	80%		%REC	29-120		12/28/25	01/02/26
Decachlorobiphenyl	111%		%REC	33-132		12/28/25	01/02/26
Method: EPA 8082 Prep Method: EPA 3510C							
Aroclor-1016	ND		ug/L	0.50	0.30	12/28/25	01/02/26
Aroclor-1221	ND		ug/L	0.50	0.35	12/28/25	01/02/26
Aroclor-1232	ND		ug/L	0.50	0.31	12/28/25	01/02/26
Aroclor-1242	ND		ug/L	0.50	0.41	12/28/25	01/02/26
Aroclor-1248	ND		ug/L	0.50	0.23	12/28/25	01/02/26
Aroclor-1254	ND		ug/L	0.50	0.35	12/28/25	01/02/26
Aroclor-1260	ND		ug/L	0.50	0.33	12/28/25	01/02/26
Aroclor-1262	ND		ug/L	0.50	0.40	12/28/25	01/02/26
Aroclor-1268	ND		ug/L	0.50	0.35	12/28/25	01/02/26
Surrogates				**Limits**			
Decachlorobiphenyl (PCB)	97%		%REC	28-138		12/28/25	01/02/26

ENTHALPY ANALYTICAL

Batch QC

Type:	**Lab Control Sample**	**Lab ID:**	**QC1326136**	**Batch:**	**391164**
Matrix:	**Water**	**Method:**	**EPA 8081A**	**Prep Method:**	**EPA 3510C**

QC1326136 Analyte	Result	Spiked	Units	Recovery	Qual	Limits
alpha-BHC	0.5056	0.5000	ug/L	101%		66-121
beta-BHC	0.5148	0.5000	ug/L	103%		73-120
gamma-BHC	0.5284	0.5000	ug/L	106%		68-125
delta-BHC	0.5067	0.5000	ug/L	101%		68-131
Heptachlor	0.4968	0.5000	ug/L	99%		63-120
Aldrin	0.4739	0.5000	ug/L	95%		56-120
Heptachlor epoxide	0.4759	0.5000	ug/L	95%		65-120
Endosulfan I	0.5002	0.5000	ug/L	100%		68-124
Dieldrin	0.4852	0.5000	ug/L	97%		66-124
4,4'-DDE	0.5087	0.5000	ug/L	102%		67-131
Endrin	0.5077	0.5000	ug/L	102%		68-135
Endosulfan II	0.5060	0.5000	ug/L	101%		71-130
Endosulfan sulfate	0.4924	0.5000	ug/L	98%		68-128
4,4'-DDD	0.4491	0.5000	ug/L	90%		65-130
Endrin aldehyde	0.4743	0.5000	ug/L	95%		67-124
Endrin ketone	0.5051	0.5000	ug/L	101%		69-137
4,4'-DDT	0.4808	0.5000	ug/L	96%		65-136
Methoxychlor	0.5280	0.5000	ug/L	106%		69-150
Surrogates						
TCMX	0.4326	0.5000	ug/L	87%		29-120
Decachlorobiphenyl	0.5334	0.5000	ug/L	107%		33-132

ENTHALPY ANALYTICAL

Batch QC

Type:	Lab Control Sample Duplicate	Lab ID:	QC1326137	Batch:	391164
Matrix:	Water	Method:	EPA 8081A	Prep Method:	EPA 3510C

QC1326137 Analyte	Result	Spiked	Units	Recovery	Qual	Limits	RPD	RPD Lim
alpha-BHC	0.4945	0.5000	ug/L	99%		66-121	2	20
beta-BHC	0.5117	0.5000	ug/L	102%		73-120	1	20
gamma-BHC	0.5200	0.5000	ug/L	104%		68-125	2	20
delta-BHC	0.5048	0.5000	ug/L	101%		68-131	0	20
Heptachlor	0.4939	0.5000	ug/L	99%		63-120	1	24
Aldrin	0.4617	0.5000	ug/L	92%		56-120	3	30
Heptachlor epoxide	0.4768	0.5000	ug/L	95%		65-120	0	20
Endosulfan I	0.5040	0.5000	ug/L	101%		68-124	1	20
Dieldrin	0.4903	0.5000	ug/L	98%		66-124	1	22
4,4'-DDE	0.5144	0.5000	ug/L	103%		67-131	1	21
Endrin	0.5135	0.5000	ug/L	103%		68-135	1	20
Endosulfan II	0.5161	0.5000	ug/L	103%		71-130	2	21
Endosulfan sulfate	0.4974	0.5000	ug/L	99%		68-128	1	21
4,4'-DDD	0.4644	0.5000	ug/L	93%		65-130	3	22
Endrin aldehyde	0.4789	0.5000	ug/L	96%		67-124	1	20
Endrin ketone	0.5135	0.5000	ug/L	103%		69-137	2	21
4,4'-DDT	0.4884	0.5000	ug/L	98%		65-136	2	23
Methoxychlor	0.5445	0.5000	ug/L	109%		69-150	3	23
Surrogates								
TCMX	0.4280	0.5000	ug/L	86%		29-120		
Decachlorobiphenyl	0.5563	0.5000	ug/L	111%		33-132		

Type:	Lab Control Sample	Lab ID:	QC1326138	Batch:	391164
Matrix:	Water	Method:	EPA 8082	Prep Method:	EPA 3510C

QC1326138 Analyte	Result	Spiked	Units	Recovery	Qual	Limits
Aroclor-1016	4.703	5.000	ug/L	94%		69-120
Aroclor-1260	4.570	5.000	ug/L	91%		72-124
Surrogates						
Decachlorobiphenyl (PCB)	0.4475	0.5000	ug/L	90%		28-138

Type:	Lab Control Sample Duplicate	Lab ID:	QC1326139	Batch:	391164
Matrix:	Water	Method:	EPA 8082	Prep Method:	EPA 3510C

QC1326139 Analyte	Result	Spiked	Units	Recovery	Qual	Limits	RPD	RPD Lim
Aroclor-1016	4.725	5.000	ug/L	94%		69-120	0	22
Aroclor-1260	4.752	5.000	ug/L	95%		72-124	4	25
Surrogates								
Decachlorobiphenyl (PCB)	0.4812	0.5000	ug/L	96%		28-138		

ENTHALPY ANALYTICAL

Batch QC

Type:	Lab Control Sample	Lab ID:	QC1326028	Batch:	391133
Matrix:	Water	Method:	EPA 8260B	Prep Method:	EPA 5030B

QC1326028 Analyte	Result	Spiked	Units	Recovery	Qual	Limits
1,1-Dichloroethene	47.15	50.00	ug/L	94%		69-128
MTBE	46.49	50.00	ug/L	93%		66-125
Benzene	45.17	50.00	ug/L	90%		76-121
Trichloroethene	46.72	50.00	ug/L	93%		76-124
Toluene	50.48	50.00	ug/L	101%		76-120
Chlorobenzene	47.43	50.00	ug/L	95%		78-120
Surrogates						
Dibromofluoromethane	49.24	50.00	ug/L	98%		70-130
1,2-Dichloroethane-d4	52.53	50.00	ug/L	105%		70-130
Toluene-d8	49.15	50.00	ug/L	98%		70-130
Bromofluorobenzene	49.11	50.00	ug/L	98%		70-130

Type:	Lab Control Sample Duplicate	Lab ID:	QC1326029	Batch:	391133
Matrix:	Water	Method:	EPA 8260B	Prep Method:	EPA 5030B

QC1326029 Analyte	Result	Spiked	Units	Recovery	Qual	Limits	RPD	RPD Lim
1,1-Dichloroethene	46.48	50.00	ug/L	93%		69-128	1	23
MTBE	45.74	50.00	ug/L	91%		66-125	2	22
Benzene	44.69	50.00	ug/L	89%		76-121	1	21
Trichloroethene	44.05	50.00	ug/L	88%		76-124	6	22
Toluene	48.05	50.00	ug/L	96%		76-120	5	21
Chlorobenzene	44.71	50.00	ug/L	89%		78-120	6	20
Surrogates								
Dibromofluoromethane	50.77	50.00	ug/L	102%		70-130		
1,2-Dichloroethane-d4	51.51	50.00	ug/L	103%		70-130		
Toluene-d8	49.59	50.00	ug/L	99%		70-130		
Bromofluorobenzene	47.99	50.00	ug/L	96%		70-130		

ENTHALPY ANALYTICAL

Batch QC

Type:	**Blank**	**Lab ID:**	**QC1326034**	**Batch:**	**391133**
Matrix:	**Water**	**Method:**	**EPA 8260B**	**Prep Method:**	**EPA 5030B**

QC1326034 Analyte	Result	Qual	Units	RL	MDL	Prepared	Analyzed
Carbon Disulfide	ND		ug/L	5.0	0.1	12/27/25	12/27/25
Chloroprene	ND		ug/L	200	0.4	12/27/25	12/27/25
3-Chloropropene	ND		ug/L	5.0	0.3	12/27/25	12/27/25
Ethyl methacrylate	ND		ug/L	50	2.1	12/27/25	12/27/25
Ethanol	ND		ug/L	500	110	12/27/25	12/27/25
2-Hexanone	ND		ug/L	5.0	1.1	12/27/25	12/27/25
Isopropanol (IPA)	ND		ug/L	200	52	12/27/25	12/27/25
Methyl acrylonitrile	ND		ug/L	35	3.7	12/27/25	12/27/25
Vinyl Acetate	ND		ug/L	50	15	12/27/25	12/27/25
Acrolein	ND		ug/L	200	2.7	12/27/25	12/27/25
Acrylonitrile	ND		ug/L	10	0.7	12/27/25	12/27/25
Freon 12	ND		ug/L	5.0	0.08	12/27/25	12/27/25
Chloromethane	ND		ug/L	5.0	0.09	12/27/25	12/27/25
Vinyl Chloride	ND		ug/L	5.0	0.06	12/27/25	12/27/25
Bromomethane	ND		ug/L	5.0	0.1	12/27/25	12/27/25
Chloroethane	ND		ug/L	5.0	0.1	12/27/25	12/27/25
Trichlorofluoromethane	ND		ug/L	5.0	0.05	12/27/25	12/27/25
Iodomethane	ND		ug/L	5.0		12/27/25	12/27/25
Acetone	ND		ug/L	100	5.0	12/27/25	12/27/25
Freon 113	ND		ug/L	5.0	0.1	12/27/25	12/27/25
1,1-Dichloroethene	ND		ug/L	5.0	0.09	12/27/25	12/27/25
Methylene Chloride	ND		ug/L	10	0.2	12/27/25	12/27/25
MTBE	ND		ug/L	5.0	0.08	12/27/25	12/27/25
trans-1,2-Dichloroethene	ND		ug/L	5.0	0.1	12/27/25	12/27/25
1,1-Dichloroethane	ND		ug/L	5.0	0.06	12/27/25	12/27/25
2-Butanone	ND		ug/L	10	1.5	12/27/25	12/27/25
cis-1,2-Dichloroethene	ND		ug/L	5.0	0.06	12/27/25	12/27/25
2,2-Dichloropropane	ND		ug/L	5.0	0.1	12/27/25	12/27/25
Chloroform	ND		ug/L	5.0	0.08	12/27/25	12/27/25
Bromochloromethane	ND		ug/L	5.0	0.2	12/27/25	12/27/25
1,1,1-Trichloroethane	ND		ug/L	5.0	0.07	12/27/25	12/27/25
1,1-Dichloropropene	ND		ug/L	5.0	0.07	12/27/25	12/27/25
Carbon Tetrachloride	ND		ug/L	5.0	0.07	12/27/25	12/27/25
1,2-Dichloroethane	ND		ug/L	5.0	0.1	12/27/25	12/27/25
Benzene	ND		ug/L	1.0	0.03	12/27/25	12/27/25
Trichloroethene	ND		ug/L	5.0	0.05	12/27/25	12/27/25
1,2-Dichloropropane	ND		ug/L	5.0	0.1	12/27/25	12/27/25
Bromodichloromethane	ND		ug/L	5.0	0.09	12/27/25	12/27/25
Dibromomethane	ND		ug/L	5.0	0.1	12/27/25	12/27/25
4-Methyl-2-Pentanone	ND		ug/L	5.0	1.0	12/27/25	12/27/25
cis-1,3-Dichloropropene	ND		ug/L	5.0	0.06	12/27/25	12/27/25
Toluene	ND		ug/L	5.0	0.06	12/27/25	12/27/25
trans-1,3-Dichloropropene	ND		ug/L	5.0	0.08	12/27/25	12/27/25
1,1,2-Trichloroethane	ND		ug/L	5.0	0.2	12/27/25	12/27/25
1,3-Dichloropropane	ND		ug/L	5.0	0.1	12/27/25	12/27/25
Tetrachloroethene	ND		ug/L	5.0	0.1	12/27/25	12/27/25
Dibromochloromethane	ND		ug/L	5.0	0.09	12/27/25	12/27/25

ENTHALPY ANALYTICAL

Batch QC

QC1326034 Analyte	Result	Qual	Units	RL	MDL	Prepared	Analyzed
1,2-Dibromoethane	ND		ug/L	5.0	0.1	12/27/25	12/27/25
Chlorobenzene	ND		ug/L	5.0	0.09	12/27/25	12/27/25
1,1,1,2-Tetrachloroethane	ND		ug/L	5.0	0.1	12/27/25	12/27/25
Ethylbenzene	ND		ug/L	5.0	0.09	12/27/25	12/27/25
m,p-Xylenes	ND		ug/L	5.0	0.1	12/27/25	12/27/25
o-Xylene	ND		ug/L	5.0	0.06	12/27/25	12/27/25
Styrene	ND		ug/L	5.0	0.09	12/27/25	12/27/25
Bromoform	ND		ug/L	5.0	0.07	12/27/25	12/27/25
Isopropylbenzene	ND		ug/L	5.0	0.05	12/27/25	12/27/25
1,1,2,2-Tetrachloroethane	ND		ug/L	5.0	0.07	12/27/25	12/27/25
1,2,3-Trichloropropane	ND		ug/L	5.0	0.1	12/27/25	12/27/25
Propylbenzene	ND		ug/L	5.0	0.07	12/27/25	12/27/25
Bromobenzene	ND		ug/L	5.0	0.03	12/27/25	12/27/25
1,3,5-Trimethylbenzene	ND		ug/L	5.0	0.06	12/27/25	12/27/25
2-Chlorotoluene	ND		ug/L	5.0	0.05	12/27/25	12/27/25
4-Chlorotoluene	ND		ug/L	5.0	0.06	12/27/25	12/27/25
tert-Butylbenzene	ND		ug/L	5.0	0.03	12/27/25	12/27/25
1,2,4-Trimethylbenzene	ND		ug/L	5.0	0.03	12/27/25	12/27/25
sec-Butylbenzene	ND		ug/L	5.0	0.06	12/27/25	12/27/25
para-Isopropyl Toluene	ND		ug/L	5.0	0.07	12/27/25	12/27/25
1,3-Dichlorobenzene	ND		ug/L	5.0	0.06	12/27/25	12/27/25
1,4-Dichlorobenzene	ND		ug/L	5.0	0.09	12/27/25	12/27/25
n-Butylbenzene	ND		ug/L	5.0	0.06	12/27/25	12/27/25
1,2-Dichlorobenzene	ND		ug/L	5.0	0.09	12/27/25	12/27/25
1,2-Dibromo-3-Chloropropane	ND		ug/L	5.0	0.5	12/27/25	12/27/25
1,2,4-Trichlorobenzene	ND		ug/L	5.0	0.07	12/27/25	12/27/25
Hexachlorobutadiene	ND		ug/L	5.0	0.2	12/27/25	12/27/25
1,2,3-Trichlorobenzene	ND		ug/L	5.0	0.08	12/27/25	12/27/25
cis-1,4-Dichloro-2-butene	ND		ug/L	5.0	0.4	12/27/25	12/27/25
trans-1,4-Dichloro-2-butene	ND		ug/L	5.0	0.4	12/27/25	12/27/25
Xylene (total)	ND		ug/L	5.0		12/27/25	12/27/25
Surrogates				**Limits**			
Dibromofluoromethane	95%		%REC	70-130		12/27/25	12/27/25
1,2-Dichloroethane-d4	96%		%REC	70-130		12/27/25	12/27/25
Toluene-d8	101%		%REC	70-130		12/27/25	12/27/25
Bromofluorobenzene	102%		%REC	70-130		12/27/25	12/27/25

ENTHALPY ANALYTICAL

Batch QC

Type:	Matrix Spike	Lab ID:	QC1326062	Batch:	391133
Matrix (Source ID):	Water (549575-001)	Method:	EPA 8260B	Prep Method:	EPA 5030B

QC1326062 Analyte	Result	Source Sample Result	Spiked	Units	Recovery	Qual	Limits	DF
1,1-Dichloroethene	12.47	ND	20.00	ug/L	62%		62-131	1
MTBE	12.83	ND	20.00	ug/L	64%		61-124	1
Benzene	12.16	ND	20.00	ug/L	61%	*	70-123	1
Trichloroethene	11.50	ND	20.00	ug/L	57%	*	65-131	1
Toluene	12.40	ND	20.00	ug/L	62%	*	69-120	1
Chlorobenzene	12.33	ND	20.00	ug/L	62%	*	72-121	1
Surrogates								
Dibromofluoromethane	50.78		50.00	ug/L	102%		70-130	1
1,2-Dichloroethane-d4	51.09		50.00	ug/L	102%		70-130	1
Toluene-d8	48.57		50.00	ug/L	97%		70-130	1
Bromofluorobenzene	49.60		50.00	ug/L	99%		70-130	1

Type:	Matrix Spike Duplicate	Lab ID:	QC1326063	Batch:	391133
Matrix (Source ID):	Water (549575-001)	Method:	EPA 8260B	Prep Method:	EPA 5030B

QC1326063 Analyte	Result	Source Sample Result	Spiked	Units	Recovery	Qual	Limits	RPD	RPD Lim	DF
1,1-Dichloroethene	13.02	ND	20.00	ug/L	65%		62-131	4	31	1
MTBE	13.58	ND	20.00	ug/L	68%		61-124	6	30	1
Benzene	12.72	ND	20.00	ug/L	64%	*	70-123	5	31	1
Trichloroethene	12.44	ND	20.00	ug/L	62%	*	65-131	8	31	1
Toluene	12.97	ND	20.00	ug/L	65%	*	69-120	5	29	1
Chlorobenzene	12.83	ND	20.00	ug/L	64%	*	72-121	4	29	1
Surrogates										
Dibromofluoromethane	50.82		50.00	ug/L	102%		70-130			1
1,2-Dichloroethane-d4	51.13		50.00	ug/L	102%		70-130			1
Toluene-d8	49.29		50.00	ug/L	99%		70-130			1
Bromofluorobenzene	50.28		50.00	ug/L	101%		70-130			1

Type:	Blank	Lab ID:	QC1325781	Batch:	391062
Matrix:	Water	Method:	EPA 8270C-SIM	Prep Method:	EPA 3535

QC1325781 Analyte	Result	Qual	Units	RL	MDL	Prepared	Analyzed
1,4-Dioxane	ND		ug/L	1.0	0.87	12/26/25	12/28/25
Surrogates				**Limits**			
1,4-Dioxane-d8 (SUR)	95%		%REC	80-120		12/26/25	12/28/25

ENTHALPY ANALYTICAL

Batch QC

Type:	**Lab Control Sample**	**Lab ID:**	**QC1325782**	**Batch:**	**391062**
Matrix:	**Water**	**Method:**	**EPA 8270C-SIM**	**Prep Method:**	**EPA 3535**

QC1325782 Analyte	Result	Spiked	Units	Recovery	Qual	Limits
1,4-Dioxane	11.09	10.00	ug/L	111%		79-120
Surrogates						
1,4-Dioxane-d8 (SUR)	10.05	10.00	ug/L	100%		80-120

Type:	**Lab Control Sample Duplicate**	**Lab ID:**	**QC1325783**	**Batch:**	**391062**
Matrix:	**Water**	**Method:**	**EPA 8270C-SIM**	**Prep Method:**	**EPA 3535**

QC1325783 Analyte	Result	Spiked	Units	Recovery	Qual	Limits	RPD	RPD Lim
1,4-Dioxane	10.82	10.00	ug/L	108%		79-120	2	20
Surrogates								
1,4-Dioxane-d8 (SUR)	10.05	10.00	ug/L	101%		80-120		

Type:	**Blank**	**Lab ID:**	**QC1326671**	**Batch:**	**391320**
Matrix:	**Water**	**Method:**	**SM 4500-CN-E**	**Prep Method:**	**METHOD**

QC1326671 Analyte	Result	Qual	Units	RL	MDL	Prepared	Analyzed
Cyanide	ND		mg/L	0.0050	0.0017	12/30/25	12/31/25

Type:	**Lab Control Sample**	**Lab ID:**	**QC1326672**	**Batch:**	**391320**
Matrix:	**Water**	**Method:**	**SM 4500-CN-E**	**Prep Method:**	**METHOD**

QC1326672 Analyte	Result	Spiked	Units	Recovery	Qual	Limits
Cyanide	0.1066	0.1000	mg/L	107%		85-115

Type:	**Matrix Spike**	**Lab ID:**	**QC1326673**	**Batch:**	**391320**
Matrix (Source ID):	**Water (549637-003)**	**Method:**	**SM 4500-CN-E**	**Prep Method:**	**METHOD**

QC1326673 Analyte	Result	Source Sample Result	Spiked	Units	Recovery	Qual	Limits	DF
Cyanide	0.1007	ND	0.1000	mg/L	101%		80-120	0.5

Type:	**Matrix Spike Duplicate**	**Lab ID:**	**QC1326674**	**Batch:**	**391320**
Matrix (Source ID):	**Water (549637-003)**	**Method:**	**SM 4500-CN-E**	**Prep Method:**	**METHOD**

QC1326674 Analyte	Result	Source Sample Result	Spiked	Units	Recovery	Qual	Limits	RPD	RPD Lim	DF
Cyanide	0.1024	ND	0.1000	mg/L	102%		80-120	2	20	0.5

ENTHALPY ANALYTICAL

Batch QC

Type:	Matrix Spike	Lab ID:	QC1326709	Batch:	391320
Matrix (Source ID):	Water (549849-001)	Method:	SM 4500-CN-E	Prep Method:	METHOD

QC1326709 Analyte	Result	Source Sample Result	Spiked	Units	Recovery	Qual	Limits	DF
Cyanide	0.0008465	ND	0.1000	mg/L	0%	ND,NM	80-120	0.5

Type:	Matrix Spike Duplicate	Lab ID:	QC1326710	Batch:	391320
Matrix (Source ID):	Water (549849-001)	Method:	SM 4500-CN-E	Prep Method:	METHOD

QC1326710 Analyte	Result	Source Sample Result	Spiked	Units	Recovery	Qual	Limits	RPD	RPD Lim	DF
Cyanide	-0.0001608	ND	0.1000	mg/L	0%	ND,NM	80-120	294*	20	0.5

Type:	Blank	Lab ID:	QC1325998	Batch:	391121
Matrix:	Water	Method:	SM 4500-S2-D	Prep Method:	METHOD

QC1325998 Analyte	Result	Qual	Units	RL	MDL	Prepared	Analyzed
Sulfide	ND		mg/L	0.10		12/26/25	12/26/25

Type:	Lab Control Sample	Lab ID:	QC1325999	Batch:	391121
Matrix:	Water	Method:	SM 4500-S2-D	Prep Method:	METHOD

QC1325999 Analyte	Result	Spiked	Units	Recovery	Qual	Limits
Sulfide	0.9000	1.000	mg/L	90%		90-110

Type:	Matrix Spike	Lab ID:	QC1326002	Batch:	391121
Matrix (Source ID):	Water (549605-001)	Method:	SM 4500-S2-D	Prep Method:	METHOD

QC1326002 Analyte	Result	Source Sample Result	Spiked	Units	Recovery	Qual	Limits	DF
Sulfide	0.9000	ND	1.000	mg/L	90%		80-120	1

Type:	Matrix Spike Duplicate	Lab ID:	QC1326003	Batch:	391121
Matrix (Source ID):	Water (549605-001)	Method:	SM 4500-S2-D	Prep Method:	METHOD

QC1326003 Analyte	Result	Source Sample Result	Spiked	Units	Recovery	Qual	Limits	RPD	RPD Lim	DF
Sulfide	0.9000	ND	1.000	mg/L	90%		80-120	0	20	1

Type:	Blank	Lab ID:	QC1326104	Batch:	391156
Matrix:	Water	Method:	SM 5310B	Prep Method:	SM 5310B

QC1326104 Analyte	Result	Qual	Units	RL	MDL	Prepared	Analyzed
Total Organic Carbon	ND		mg/L	1.0	0.49	12/28/25	12/28/25

ENTHALPY ANALYTICAL

Batch QC

Type: Lab Control Sample	Lab ID: QC1326105	Batch: 391156
Matrix: Water	Method: SM 5310B	Prep Method: SM 5310B

QC1326105 Analyte	Result	Spiked	Units	Recovery	Qual	Limits
Total Organic Carbon	22.35	25.00	mg/L	89%		85-115

Type: Matrix Spike	Lab ID: QC1326124	Batch: 391156
Matrix (Source ID): Water (549566-001)	Method: SM 5310B	Prep Method: SM 5310B

QC1326124 Analyte	Result	Source Sample Result	Spiked	Units	Recovery	Qual	Limits	DF
Total Organic Carbon	26.64	2.724	25.00	mg/L	96%		75-125	1

Type: Matrix Spike Duplicate	Lab ID: QC1326125	Batch: 391156
Matrix (Source ID): Water (549566-001)	Method: SM 5310B	Prep Method: SM 5310B

QC1326125 Analyte	Result	Source Sample Result	Spiked	Units	Recovery	Qual	Limits	RPD	RPD Lim	DF
Total Organic Carbon	27.64	2.724	25.00	mg/L	100%		75-125	4	25	1

Type: Sample Duplicate	Lab ID: QC1325644	Batch: 391026
Matrix (Source ID): Water (549730-001)	Method: SM2130B	

QC1325644 Analyte	Result	Source Sample Result	Units	Qual	RPD	RPD Lim	DF
Turbidity	2,344	2348	NTU		0	20	4

Type: Blank	Lab ID: QC1325855	Batch: 391081
Matrix: Water	Method: SM2320B	Prep Method: METHOD

QC1325855 Analyte	Result	Qual	Units	RL	MDL	Prepared	Analyzed
Bicarbonate	ND		mg/L	2.0		12/26/25	12/26/25
Alkalinity, Total as CaCO3	ND		mg/L	2.0		12/26/25	12/26/25

Type: Lab Control Sample	Lab ID: QC1325856	Batch: 391081
Matrix: Water	Method: SM2320B	Prep Method: METHOD

QC1325856 Analyte	Result	Spiked	Units	Recovery	Qual	Limits
Alkalinity, Total as CaCO3	964.2	1000	mg/L	96%		90-110

ENTHALPY ANALYTICAL

Batch QC

Type:	Sample Duplicate	Lab ID:	QC1325858	Batch:	391081
Matrix (Source ID):	Water (549566-001)	Method:	SM2320B	Prep Method:	METHOD

QC1325858 Analyte	Result	Source Sample Result	Units	Qual	RPD	RPD Lim	DF
Bicarbonate	41.60	41.14	mg/L		1	20	1
Alkalinity, Total as CaCO3	34.10	33.72	mg/L		1	20	1

Type:	Sample Duplicate	Lab ID:	QC1326243	Batch:	391192
Matrix (Source ID):	Water (549730-001)	Method:	SM2510B	Prep Method:	METHOD

QC1326243 Analyte	Result	Source Sample Result	Units	Qual	RPD	RPD Lim	DF
Specific Conductance	543.2	535.5	umhos/cm		1	20	1

Type:	Sample Duplicate	Lab ID:	QC1326299	Batch:	391192
Matrix (Source ID):	Water (549322-001)	Method:	SM2510B	Prep Method:	METHOD

QC1326299 Analyte	Result	Source Sample Result	Units	Qual	RPD	RPD Lim	DF
Specific Conductance	16,510	16600	umhos/cm		1	20	1

Type:	Blank	Lab ID:	QC1326240	Batch:	391172
Matrix:	Water	Method:	SM2540C	Prep Method:	METHOD

QC1326240 Analyte	Result	Qual	Units	RL	MDL	Prepared	Analyzed
Total Dissolved Solids	ND		mg/L	20		12/29/25	12/31/25

Type:	Lab Control Sample	Lab ID:	QC1326241	Batch:	391172
Matrix:	Water	Method:	SM2540C	Prep Method:	METHOD

QC1326241 Analyte	Result	Spiked	Units	Recovery	Qual	Limits
Total Dissolved Solids	1,014	1000	mg/L	101%		90-110

Type:	Sample Duplicate	Lab ID:	QC1326242	Batch:	391172
Matrix (Source ID):	Water (549730-001)	Method:	SM2540C	Prep Method:	METHOD

QC1326242 Analyte	Result	Source Sample Result	Units	Qual	RPD	RPD Lim	DF
Total Dissolved Solids	472.0	442.0	mg/L		7*	5	2

Type:	Blank	Lab ID:	QC1325899	Batch:	391097
Matrix:	Water	Method:	SM2540D	Prep Method:	METHOD

QC1325899 Analyte	Result	Qual	Units	RL	MDL	Prepared	Analyzed
Total Suspended Solids	ND		mg/L	0.5		12/26/25	12/29/25

ENTHALPY ANALYTICAL

Batch QC

Type:	Lab Control Sample	Lab ID:	QC1325900	Batch:	391097
Matrix:	Water	Method:	SM2540D	Prep Method:	METHOD

QC1325900 Analyte	Result	Spiked	Units	Recovery	Qual	Limits
Total Suspended Solids	102.2	100.0	mg/L	102%		90-110

Type:	Lab Control Sample Duplicate	Lab ID:	QC1325901	Batch:	391097
Matrix:	Water	Method:	SM2540D	Prep Method:	METHOD

QC1325901 Analyte	Result	Spiked	Units	Recovery	Qual	Limits	RPD	RPD Lim
Total Suspended Solids	101.7	100.0	mg/L	102%		90-110	0	5

Type:	Sample Duplicate	Lab ID:	QC1325904	Batch:	391097
Matrix (Source ID):	Water (549730-001)	Method:	SM2540D	Prep Method:	METHOD

QC1325904 Analyte	Result	Source Sample Result	Units	Qual	RPD	RPD Lim	DF
Total Suspended Solids	2,980	2935	mg/L		2	5	1

Type:	Sample Duplicate	Lab ID:	QC1325905	Batch:	391097
Matrix (Source ID):	Water (549730-002)	Method:	SM2540D	Prep Method:	METHOD

QC1325905 Analyte	Result	Source Sample Result	Units	Qual	RPD	RPD Lim	DF
Total Suspended Solids	1,890	1890	mg/L		0	5	1

Type:	Blank	Lab ID:	QC1325511	Batch:	390990
Matrix:	Water	Method:	SM5210B	Prep Method:	METHOD

QC1325511 Analyte	Result	Qual	Units	RL	MDL	Prepared	Analyzed
Biochemical Oxygen Demand	ND		mg/L	3.0		12/24/25 13:28	12/29/25 16:15

Type:	Lab Control Sample	Lab ID:	QC1325512	Batch:	390990
Matrix:	Water	Method:	SM5210B	Prep Method:	METHOD

QC1325512 Analyte	Result	Spiked	Units	Recovery	Qual	Limits
Biochemical Oxygen Demand	180.8	198.0	mg/L	91%		84.6-115.4

Type:	Sample Duplicate	Lab ID:	QC1325521	Batch:	390990
Matrix (Source ID):	Water (549544-003)	Method:	SM5210B	Prep Method:	METHOD

QC1325521 Analyte	Result	Source Sample Result	Units	Qual	RPD	RPD Lim	DF
Biochemical Oxygen Demand	2,773	2423	mg/L		13	30	1

Batch QC

Type: Blank	**Lab ID:** QC1326675	**Batch:** 391311
Matrix: Water	**Method:** SM5220D	**Prep Method:** SM 5220D

QC1326675 Analyte	Result	Qual	Units	RL	MDL	Prepared	Analyzed
Chemical Oxygen Demand	ND		mg/L	4.0	2.0	12/31/25	12/31/25

Type: Lab Control Sample	**Lab ID:** QC1326676	**Batch:** 391311
Matrix: Water	**Method:** SM5220D	**Prep Method:** SM 5220D

QC1326676 Analyte	Result	Spiked	Units	Recovery	Qual	Limits
Chemical Oxygen Demand	100.0	100.0	mg/L	100%		90-110

Type: Matrix Spike	**Lab ID:** QC1326678	**Batch:** 391311
Matrix (Source ID): Water (549965-001)	**Method:** SM5220D	**Prep Method:** SM 5220D

QC1326678 Analyte	Result	Source Sample Result	Spiked	Units	Recovery	Qual	Limits	DF
Chemical Oxygen Demand	172.0	77.00	100.0	mg/L	95%		75-125	2

Type: Matrix Spike Duplicate	**Lab ID:** QC1326679	**Batch:** 391311
Matrix (Source ID): Water (549965-001)	**Method:** SM5220D	**Prep Method:** SM 5220D

QC1326679 Analyte	Result	Source Sample Result	Spiked	Units	Recovery	Qual	Limits	RPD	RPD Lim	DF
Chemical Oxygen Demand	174.0	77.00	100.0	mg/L	97%		75-125	1	20	2

* Value is outside QC limits
J Estimated value
ND Not Detected
NM Not Meaningful

Laboratory Job Number 549730

Subcontracted Products

Pace Laboratories

Date of Report: 01/06/2026

David Tripp

Enthalpy Laboratories-Orange
931 West Barkley Avenue
Orange, CA 92868

Client Project:	EO-549730
Pace Project:	Chiquita Canyon Landfill Stormwater
Pace Work Order:	2522095
Invoice ID:	B529453

Enclosed are the results of analyses for samples received by the laboratory on 12/30/2025. If you have any questions concerning this report, please feel free to contact me.

Sincerely,

Contact Person: Ragen Williams
Client Service Rep

Steven Bennett
Operations Manager

The results in this report apply to the samples analyzed in accordance with the chain of custody document. This analytical report must be reproduced in its entirety.
All results listed in this report are for the exclusive use of the submitting party. Pace Analytical assumes no responsibility for report alteration, separation, detachment or third party interpretation.

Table of Contents

Sample Information

Chain of Custody and Cooler Receipt form 3

Laboratory / Client Sample Cross Reference 5

Sample Results

2522095-01 - SOUTH BASIN - WESTERN INLET

Organo-Phosphorus Pesticide Analysis (EPA Method 8141A) 6

2522095-02 - SOUTH BASIN - EASTERN INLET

Organo-Phosphorus Pesticide Analysis (EPA Method 8141A) 7

Quality Control Reports

Organo-Phosphorus Pesticide Analysis (EPA Method 8141A)

Method Blank Analysis 8

Laboratory Control Sample 9

Notes

Notes and Definitions 10

The results in this report apply to the samples analyzed in accordance with the chain of custody document. This analytical report must be reproduced in its entirety.

All results listed in this report are for the exclusive use of the submitting party. Pace Analytical assumes no responsibility for report alteration, separation, detachment or third party interpretation.

ENTHALPY ANALYTICAL

931 West Barkley A
Orange, CA 92868
(714) 771-6900

2522095

Subcontract Laboratory:
Pace Laboratories
4100 Atlas Court
Bakersfield, CA 93308
ATTN: Ragen Schallock
PO #: Required, to be sent via email

2522095

Enthalpy Order: EO-549730
PM: David Tripp
Email: david.tripp@enthalpy.com
CC: incomingreports@enthalpy.com
Phone: 657-581-4710

Results Due: Standard TAT
Report Level: II
Report To: MDL
EDDs: ELM_TransferOut (Standard Excel Transfer EDD, 3 tabs)

Notes:
Chiquita Canyon Stormwater

Sample ID	Collected	Lab ID	# Cont.	Matrix	Analysis Requested	Comment
SOUTH BASIN - WESTERN INLET	24-DEC-2025 07:25	549730-001	1	Water	Organophosphorus Pesticides	-1
SOUTH BASIN - EASTERN INLET	24-DEC-2025 08:10	549730-002	1	Water	Organophosphorus Pesticides	-2

Notes:	Relinquished By:	Received By:
	[signature]	[signature]
	Date: 12-29-25 14:49	Date: 12/30/25 0923
	Date:	Date:
	Date:	Date:

1 of 1

The results in this report apply to the samples analyzed in accordance with the chain of custody document. This analytical report must be reproduced in its entirety.
All results listed in this report are for the exclusive use of the submitting party. Pace Analytical assumes no responsibility for report alteration, separation, detachment or third party interpretation.

Pace Analytical®
ENVIRONMENTAL SCIENCES

Chain of Custody and Cooler Receipt Form for 2522095 Page 2 of 2

PACE ANALYTICAL — COOLER RECEIPT FORM — Page 1 Of 1

Submission #: 2522095

SHIPPING INFORMATION	SHIPPING CONTAINER	FREE LIQUID
Fed Ex ☑ UPS ☐ GSO / GLS ☐ Hand Delivery ☐	Ice Chest ☑ None ☐ Box ☐	YES ☑ NO ☐
Pace Lab Field Service ☐ Other ☐ (Specify)_____	Other ☐ (Specify)_____	W / S

Refrigerant: Ice ☑ Blue Ice ☐ None ☐ Other ☐ Comments:

Custody Seals: Ice Chest ☐ Intact? Yes ☐ No ☐ | Containers ☐ Intact? Yes ☐ No ☐ | None ☑ Comments:

All samples received? Yes ☑ No ☐ All samples containers intact? Yes ☑ No ☐ Description(s) match COC? Yes ☑ No ☐

COC Received ☑ YES ☐ NO

Emissivity: 0.97 Container: NA Thermometer ID: 337 Date/Time 12/30/25

Temperature: (A) 1.9 °C / (C) 1.8 °C Analyst Init JDL 0923

SAMPLE CONTAINERS	SAMPLE NUMBERS 1	2	3	4	5	6	7	8	9	10
QT PE UNPRES										
4oz / 8oz / 16oz PE UNPRES										
2oz Cr^{+6}										
QT INORGANIC CHEMICAL METALS										
INORGANIC CHEMICAL METALS 4oz / 8oz / 16oz										
PT CYANIDE										
PT NITROGEN FORMS										
PT TOTAL SULFIDE										
2oz. NITRATE / NITRITE										
PT TOTAL ORGANIC CARBON										
PT CHEMICAL OXYGEN DEMAND										
PtA PHENOLICS										
40ml VOA VIAL TRAVEL BLANK										
40ml VOA VIAL										
QT EPA 1664B										
PT ODOR										
RADIOLOGICAL										
BACTERIOLOGICAL										
40 ml VOA VIAL- 504										
QT EPA 508/608.3/8081A										
QT EPA 515.1/8151A										
QT EPA 525.2										
QT EPA 525.2 TRAVEL BLANK										
40ml EPA 547										
40ml EPA 531.1										
8oz EPA 548.1										
QT EPA 549.2										
QT EPA 8015M										
QT EPA 8270C										
8oz / 16oz / 32oz AMBER	A	A								
8oz / 16oz / 32oz JAR										
SOIL SLEEVE										
PCB VIAL										
PLASTIC BAG										
TEDLAR BAG										
FERROUS IRON										
ENCORE										
SMART KIT										
SUMMA CANISTER										

CHK BY LWD

DISTRIBUTION SV

SUB OUT ☐

Comments:

Sample Numbering Completed By: JDL Date/Time: 0939 12/30/25

A = Actual / C = Corrected

Rev 23 05/20/22

[S:\WPDoc\WordPerfect\LAB_DOCS\FORMS\SAMREC rev 20]

The results in this report apply to the samples analyzed in accordance with the chain of custody document. This analytical report must be reproduced in its entirety.
All results listed in this report are for the exclusive use of the submitting party. Pace Analytical assumes no responsibility for report alteration, separation, detachment or third party interpretation.

Pace Analytical
ENVIRONMENTAL SCIENCES

Enthalpy Laboratories-Orange
931 West Barkley Avenue
Orange, CA 92868

Reported: 01/06/2026 14:56
Project: Chiquita Canyon Landfill Stormwater
Project Number: EO-549730
Project Manager: David Tripp

Laboratory / Client Sample Cross Reference

Laboratory	Client Sample Information			
2522095-01	**COC Number:**	—	**Receive Date:**	12/30/2025 09:23
	Project Number:	—	**Sampling Date:**	12/24/2025 07:25
	Sampling Location:	—	**Sample Depth:**	—
	Sampling Point:	SOUTH BASIN - WESTERN INLET	**Lab Matrix:**	Water
	Sampled By:	client	**Sample Type:**	Water
2522095-02	**COC Number:**	—	**Receive Date:**	12/30/2025 09:23
	Project Number:	—	**Sampling Date:**	12/24/2025 08:10
	Sampling Location:	—	**Sample Depth:**	—
	Sampling Point:	SOUTH BASIN - EASTERN INLET	**Lab Matrix:**	Water
	Sampled By:	client	**Sample Type:**	Water

The results in this report apply to the samples analyzed in accordance with the chain of custody document. This analytical report must be reproduced in its entirety.
All results listed in this report are for the exclusive use of the submitting party. Pace Analytical assumes no responsibility for report alteration, separation, detachment or third party interpretation.

Pace Analytical
ENVIRONMENTAL SCIENCES

Enthalpy Laboratories-Orange
931 West Barkley Avenue
Orange, CA 92868

Reported: 01/06/2026 14:56
Project: Chiquita Canyon Landfill Stormwater
Project Number: EO-549730
Project Manager: David Tripp

Organo-Phosphorus Pesticide Analysis (EPA Method 8141A)

Pace Sample ID: 2522095-01 | **Client Sample Name:** SOUTH BASIN - WESTERN INLET, 12/24/2025 7:25:00AM, client

Constituent	Result	Units	PQL	MDL	Method	MB Bias	Lab Quals	DCN
Azinphos methyl	ND	ug/L	0.50	0.12	EPA-8141A	ND		1
Bolstar	ND	ug/L	0.20	0.050	EPA-8141A	ND		1
Chlorpyrifos	ND	ug/L	0.20	0.050	EPA-8141A	ND		1
Coumaphos	ND	ug/L	0.50	0.11	EPA-8141A	ND		1
Demeton O/S	ND	ug/L	0.20	0.056	EPA-8141A	ND		1
Diazinon	ND	ug/L	0.20	0.050	EPA-8141A	ND		1
Dichlorvos	ND	ug/L	0.20	0.050	EPA-8141A	ND		1
Disulfoton	ND	ug/L	0.20	0.050	EPA-8141A	ND		1
Ethoprop	ND	ug/L	0.20	0.052	EPA-8141A	ND		1
Fensulfothion	ND	ug/L	0.20	0.051	EPA-8141A	ND		1
Fenthion	ND	ug/L	0.20	0.050	EPA-8141A	ND		1
Merphos	ND	ug/L	0.20	0.050	EPA-8141A	ND		1
Methyl parathion	ND	ug/L	0.20	0.050	EPA-8141A	ND		1
Mevinphos	ND	ug/L	0.20	0.050	EPA-8141A	ND		1
Naled	ND	ug/L	0.50	0.17	EPA-8141A	ND		1
Phorate	ND	ug/L	0.20	0.066	EPA-8141A	ND		1
Ronnel (Fenchlorphos)	ND	ug/L	0.20	0.050	EPA-8141A	ND		1
Stirophos (Tetrachlorvinphos)	ND	ug/L	0.20	0.082	EPA-8141A	ND		1
Tokuthion (Prothiofos)	ND	ug/L	0.20	0.050	EPA-8141A	ND		1
Trichloronate	ND	ug/L	0.20	0.050	EPA-8141A	ND		1
Triphenylphosphate (Surrogate)	55.4	%	50 - 130 (LCL - UCL)		EPA-8141A			1

DCN	Method	Prep Date	Run Date/Time	Analyst	Instrument	Dilution	QC Batch ID	Prep Method
1	EPA-8141A	12/31/25 08:30	01/06/26 06:21	HAH	GC-18	1	B224902	EPA 3510C

DCN = Data Continuation Number

The results in this report apply to the samples analyzed in accordance with the chain of custody document. This analytical report must be reproduced in its entirety.
All results listed in this report are for the exclusive use of the submitting party. Pace Analytical assumes no responsibility for report alteration, separation, detachment or third party interpretation.

Pace Analytical
ENVIRONMENTAL SCIENCES

Enthalpy Laboratories-Orange
931 West Barkley Avenue
Orange, CA 92868

Reported: 01/06/2026 14:56
Project: Chiquita Canyon Landfill Stormwater
Project Number: EO-549730
Project Manager: David Tripp

Organo-Phosphorus Pesticide Analysis (EPA Method 8141A)

Pace Sample ID: 2522095-02 | **Client Sample Name:** SOUTH BASIN - EASTERN INLET, 12/24/2025 8:10:00AM, client

Constituent	Result	Units	PQL	MDL	Method	MB Bias	Lab Quals	DCN
Azinphos methyl	ND	ug/L	0.50	0.12	EPA-8141A	ND		1
Bolstar	ND	ug/L	0.20	0.050	EPA-8141A	ND		1
Chlorpyrifos	ND	ug/L	0.20	0.050	EPA-8141A	ND		1
Coumaphos	ND	ug/L	0.50	0.11	EPA-8141A	ND		1
Demeton O/S	ND	ug/L	0.20	0.056	EPA-8141A	ND		1
Diazinon	ND	ug/L	0.20	0.050	EPA-8141A	ND		1
Dichlorvos	ND	ug/L	0.20	0.050	EPA-8141A	ND		1
Disulfoton	ND	ug/L	0.20	0.050	EPA-8141A	ND		1
Ethoprop	ND	ug/L	0.20	0.052	EPA-8141A	ND		1
Fensulfothion	ND	ug/L	0.20	0.051	EPA-8141A	ND		1
Fenthion	ND	ug/L	0.20	0.050	EPA-8141A	ND		1
Merphos	ND	ug/L	0.20	0.050	EPA-8141A	ND		1
Methyl parathion	ND	ug/L	0.20	0.050	EPA-8141A	ND		1
Mevinphos	ND	ug/L	0.20	0.050	EPA-8141A	ND		1
Naled	ND	ug/L	0.50	0.17	EPA-8141A	ND		1
Phorate	ND	ug/L	0.20	0.066	EPA-8141A	ND		1
Ronnel (Fenchlorphos)	ND	ug/L	0.20	0.050	EPA-8141A	ND		1
Stirophos (Tetrachlorvinphos)	ND	ug/L	0.20	0.082	EPA-8141A	ND		1
Tokuthion (Prothiofos)	ND	ug/L	0.20	0.050	EPA-8141A	ND		1
Trichloronate	ND	ug/L	0.20	0.050	EPA-8141A	ND		1
Triphenylphosphate (Surrogate)	23.6	%	50 - 130 (LCL - UCL)		EPA-8141A		S09	1

DCN	Method	Prep Date	Run Date/Time	Analyst	Instrument	Dilution	QC Batch ID	Prep Method
1	EPA-8141A	12/31/25 08:30	01/06/26 07:50	HAH	GC-18	1	B224902	EPA 3510C

DCN = Data Continuation Number

The results in this report apply to the samples analyzed in accordance with the chain of custody document. This analytical report must be reproduced in its entirety.
All results listed in this report are for the exclusive use of the submitting party. Pace Analytical assumes no responsibility for report alteration, separation, detachment or third party interpretation.

Pace Analytical
ENVIRONMENTAL SCIENCES

Enthalpy Laboratories-Orange
931 West Barkley Avenue
Orange, CA 92868

Reported: 01/06/2026 14:56
Project: Chiquita Canyon Landfill Stormwater
Project Number: EO-549730
Project Manager: David Tripp

Organo-Phosphorus Pesticide Analysis (EPA Method 8141A)

Quality Control Report - Method Blank Analysis

Constituent	QC Sample ID	MB Result	Units	PQL	MDL	Lab Quals	Run #
QC Batch ID: B224902							
Azinphos methyl	B224902-BLK1	ND	ug/L	0.50	0.12		1
Bolstar	B224902-BLK1	ND	ug/L	0.20	0.050		1
Chlorpyrifos	B224902-BLK1	ND	ug/L	0.20	0.050		1
Coumaphos	B224902-BLK1	ND	ug/L	0.50	0.11		1
Demeton O/S	B224902-BLK1	ND	ug/L	0.20	0.056		1
Diazinon	B224902-BLK1	ND	ug/L	0.20	0.050		1
Dichlorvos	B224902-BLK1	ND	ug/L	0.20	0.050		1
Disulfoton	B224902-BLK1	ND	ug/L	0.20	0.050		1
Ethoprop	B224902-BLK1	ND	ug/L	0.20	0.052		1
Fensulfothion	B224902-BLK1	ND	ug/L	0.20	0.051		1
Fenthion	B224902-BLK1	ND	ug/L	0.20	0.050		1
Merphos	B224902-BLK1	ND	ug/L	0.20	0.050		1
Methyl parathion	B224902-BLK1	ND	ug/L	0.20	0.050		1
Mevinphos	B224902-BLK1	ND	ug/L	0.20	0.050		1
Naled	B224902-BLK1	ND	ug/L	0.50	0.17		1
Phorate	B224902-BLK1	ND	ug/L	0.20	0.066		1
Ronnel (Fenchlorphos)	B224902-BLK1	ND	ug/L	0.20	0.050		1
Stirophos (Tetrachlorvinphos)	B224902-BLK1	ND	ug/L	0.20	0.082		1
Tokuthion (Prothiofos)	B224902-BLK1	ND	ug/L	0.20	0.050		1
Trichloronate	B224902-BLK1	ND	ug/L	0.20	0.050		1
Triphenylphosphate (Surrogate)	**B224902-BLK1**	**91.6**	%	**50 - 130 (LCL - UCL)**			1

Run #	QC Sample ID	QC Type	Method	Prep Date	Run Date Time	Analyst	Instrument	Dilution
1	B224902-BLK1	PB	EPA-8141A	12/31/25	01/06/26 03:53	HAH	GC-18	1

The results in this report apply to the samples analyzed in accordance with the chain of custody document. This analytical report must be reproduced in its entirety.
All results listed in this report are for the exclusive use of the submitting party. Pace Analytical assumes no responsibility for report alteration, separation, detachment or third party interpretation.

Pace Analytical
ENVIRONMENTAL SCIENCES

Enthalpy Laboratories-Orange
931 West Barkley Avenue
Orange, CA 92868

Reported: 01/06/2026 14:56
Project: Chiquita Canyon Landfill Stormwater
Project Number: EO-549730
Project Manager: David Tripp

Organo-Phosphorus Pesticide Analysis (EPA Method 8141A)

Quality Control Report - Laboratory Control Sample

Constituent	QC Sample ID	Type	Result	Spike Level	Units	Percent Recovery	RPD	Control Limits Percent Recovery	Control Limits RPD	Lab Quals	Run #
QC Batch ID: B224902											
Bolstar	B224902-BS1	LCS	1.7200	2.0000	ug/L	86.0		50 - 130			1
	B224902-BSD1	LCSD	1.6700	2.0000	ug/L	83.5	2.9	50 - 130	30		2
Chlorpyrifos	B224902-BS1	LCS	1.8450	2.0000	ug/L	92.2		60 - 120			1
	B224902-BSD1	LCSD	1.8150	2.0000	ug/L	90.8	1.6	60 - 120	30		2
Diazinon	B224902-BS1	LCS	1.6050	2.0000	ug/L	80.2		60 - 130			1
	B224902-BSD1	LCSD	1.8150	2.0000	ug/L	90.8	12.3	60 - 130	30		2
Methyl parathion	B224902-BS1	LCS	1.6800	2.0000	ug/L	84.0		60 - 120			1
	B224902-BSD1	LCSD	1.7050	2.0000	ug/L	85.2	1.5	60 - 120	30		2
Mevinphos	B224902-BS1	LCS	1.4050	2.0000	ug/L	70.2		50 - 120			1
	B224902-BSD1	LCSD	1.5000	2.0000	ug/L	75.0	6.5	50 - 120	30		2
Ronnel (Fenchlorphos)	B224902-BS1	LCS	1.7900	2.0000	ug/L	89.5		50 - 120			1
	B224902-BSD1	LCSD	1.8900	2.0000	ug/L	94.5	5.4	50 - 120	30		2
Stirophos (Tetrachlorvinphos)	B224902-BS1	LCS	1.7850	2.0000	ug/L	89.2		50 - 120			1
	B224902-BSD1	LCSD	1.8000	2.0000	ug/L	90.0	0.8	50 - 120	30		2
Triphenylphosphate (Surrogate)	B224902-BS1	LCS	2.3600	2.5000	ug/L	94.4		50 - 130			1
	B224902-BSD1	LCSD	2.1750	2.5000	ug/L	87.0	8.2	50 - 130			2

Run #	QC Sample ID	QC Type	Method	Prep Date	Run Date Time	Analyst	Instrument	Dilution
1	B224902-BS1	LCS	EPA-8141A	12/31/25	01/06/26 04:23	HAH	GC-18	1
2	B224902-BSD1	LCSD	EPA-8141A	12/31/25	01/06/26 04:52	HAH	GC-18	1

The results in this report apply to the samples analyzed in accordance with the chain of custody document. This analytical report must be reproduced in its entirety.
All results listed in this report are for the exclusive use of the submitting party. Pace Analytical assumes no responsibility for report alteration, separation, detachment or third party interpretation.

Pace Analytical
ENVIRONMENTAL SCIENCES

Enthalpy Laboratories-Orange 931 West Barkley Avenue Orange, CA 92868	**Reported:** 01/06/2026 14:56 Project: Chiquita Canyon Landfill Stormwater Project Number: EO-549730 Project Manager: David Tripp

Notes And Definitions

MDL	Method Detection Limit
ND	Analyte Not Detected
PQL	Practical Quantitation Limit
S09	The surrogate recovery for this compound was not within the control limits.

The results in this report apply to the samples analyzed in accordance with the chain of custody document. This analytical report must be reproduced in its entirety.
All results listed in this report are for the exclusive use of the submitting party. Pace Analytical assumes no responsibility for report alteration, separation, detachment or third party interpretation.

Laboratory Job Number 549730

Subcontracted Products

McCampbell Analytical, Inc.

McCampbell Analytical, Inc.

"When Quality Counts"

Analytical Report

WorkOrder: 2512J13

Report Created for: Enthalpy Analytical

931 West Barkley Avenue
Orange, CA 92868

Project Contact: David Tripp
Project P.O.: 079649
Project: EO-549730

Project Location:
Project Received: 12/30/2025

Analytical Report reviewed & approved for release on 01/06/2026 by:



Ana Venegas
Project Manager

The report shall not be reproduced except in full, without the written approval of the laboratory. The analytical results relate only to the items tested. Results reported conform to the most current regulatory standards, where applicable, unless otherwise stated.

1534 Willow Pass Rd. Pittsburg, CA 94565 ♦ TEL: (877) 252-9262 ♦ FAX: (925) 252-9269 ♦ www.mccampbell.com
CA ELAP 1644 ♦ ORELAP (NELAP) 4033 ♦ AIHA-LAP ID#232255 ♦ DoD-ELAP Cert # L22-757

McCampbell Analytical, Inc.
"When Quality Counts"

1534 Willow Pass Road, Pittsburg, CA 94565-1701
Toll Free Telephone: (877) 252-9262 / Fax: (925) 252-9269
http://www.mccampbell.com / E-mail: main@mccampbell.com

Glossary of Terms & Qualifier Definitions

Client: Enthalpy Analytical **WorkOrder:** 2512J13

Project: EO-549730

Glossary Abbreviation

%D	Serial Dilution Percent Difference
95% Interval	95% Confident Interval
CCV	Continuing Calibration Verification.
CCV REC (%)	% recovery of Continuing Calibration Verification.
CPT	Consumer Product Testing not NELAP Accredited
DF	Dilution Factor
DI WET	(DISTLC) Waste Extraction Test using DI water
DISS	Dissolved (direct analysis of 0.45 µm filtered and acidified water sample)
DLT	Dilution Test (Serial Dilution)
DUP	Duplicate
EDL	Estimated Detection Limit
ERS	External reference sample. Second source calibration verification.
ITEF	International Toxicity Equivalence Factor
LCS	Laboratory Control Sample
LCS2	Second LCS for the batch. Spike level is lower than that for the first LCS; applicable to method 1633.
LQL	Lowest Quantitation Level
MB	Method Blank
MB IS/SS % Rec	% Recovery of Internal Standard or Surrogate in Method Blank, if applicable
MB SS % Rec	% Recovery of Surrogate in Method Blank, if applicable
MDL	Method Detection Limit [1]
ML	Minimum Level of Quantitation
MS	Matrix Spike
MSD	Matrix Spike Duplicate
NA	Not Applicable
ND	Not detected at or above the indicated MDL or RL.
NR	Data Not Reported due to matrix interference or insufficient sample amount.
PDS	Post Digestion Spike
PF	Prep Factor
RD	Relative Difference
RL	Reporting Limit [2]
RPD	Relative Percent Difference
RRT	Relative Retention Time
RSD	Relative Standard Deviation
SNR	Surrogate is diluted out of the calibration range

[1] MDL is the minimum measured concentration of a substance that can be reported with 99% confidence that the measured concentration is distinguishable from method blank results. Definition and Procedure for the Determination of the Method Detection Limit, Revision 2, 40CFR, Part 136, Appendix B, EPA 821-R-16-006, December 2016. Values are based upon our default extraction volume/amount and are subject to change.

[2] RL is the lowest level that can be reliably determined within specified limits of precision and accuracy during routine laboratory operating conditions. (The RL cannot be lower than the lowest calibration standard used in the initial calibration of the instrument and must be greater than the MDL.) Values are based upon our default extraction volume/amount and are subject to change.

McCampbell Analytical, Inc.
"When Quality Counts"
1534 Willow Pass Road, Pittsburg, CA 94565-1701
Toll Free Telephone: (877) 252-9262 / Fax: (925) 252-9269
http://www.mccampbell.com / E-mail: main@mccampbell.com

Glossary of Terms & Qualifier Definitions

Client: Enthalpy Analytical **WorkOrder:** 2512J13

Project: EO-549730

SPK Val	Spike Value
SPKRef Val	Spike Reference Value
SPLP	Synthetic Precipitation Leachate Procedure
ST	Sorbent Tube
TCLP	Toxicity Characteristic Leachate Procedure
TEQ	Toxicity Equivalents
TNTC	"Too Numerous to Count;" greater than 250 colonies observed on the plate.
TPH-Diesel	Sample results for semi-volatile TPH (diesel, kerosene, oil, etc) were calculated using a background subtraction procedure to correct for instrument baseline rise (column bleed) as described in Sec 7.7.2.2 of EPA 8015 B, C.
TZA	TimeZone Net Adjustment for sample collected outside of MAI's Coordinated Universal Time (UTC). (Adjustment for Daylight Saving is not accounted.)
WET (STLC)	Waste Extraction Test (Soluble Threshold Limit Concentration)

Analytical Qualifiers

a3	Sample diluted due to high organic content interfering with quantitative/or qualitative analysis.
b1	Aqueous sample that contains greater than ~1 vol. % sediment

Quality Control Qualifiers

F5	LCS/LCSD recovery is outside of acceptance limits; however, the data is acceptable based upon the TNI allowable marginal exceedances.

McCampbell Analytical, Inc.
"When Quality Counts"

1534 Willow Pass Road, Pittsburg, CA 94565-1701
Toll Free Telephone: (877) 252-9262 / Fax: (925) 252-9269
http://www.mccampbell.com / E-mail: main@mccampbell.com

Analytical Report

Client:	Enthalpy Analytical	**WorkOrder:**	2512J13
Date Received:	12/30/2025 9:43	**Extraction Method:**	E8151A
Date Prepared:	12/31/2025	**Analytical Method:**	E8151A
Project:	EO-549730	**Unit:**	µg/L

Chlorinated Herbicides by GC-ECD

Client ID	Lab ID	Matrix	Date Collected	Instrument FileID	Batch ID
SOUTH BASIN-WESTERN INLET	2512J13-001A	Water	12/24/2025 07:25	GC15A 01052619.D	332928

Analytes	Result	MDL	RL	DF	Date Analyzed
Acifluorfen	ND	5.3	10	10	01/05/2026 20:51
Bentazon	ND	3.2	10	10	01/05/2026 20:51
Chloramben	ND	6.4	10	10	01/05/2026 20:51
2,4-D (Dichlorophenoxyacetic acid)	ND	0.79	2.0	10	01/05/2026 20:51
2,4-DB	ND	4.2	10	10	01/05/2026 20:51
Dalapon	ND	7.7	10	10	01/05/2026 20:51
DCPA (mono & diacid)	ND	5.0	10	10	01/05/2026 20:51
Dicamba	ND	0.74	2.0	10	01/05/2026 20:51
3,5-Dichlorobenzoic Acid	ND	2.4	10	10	01/05/2026 20:51
Dichloroprop	ND	3.5	10	10	01/05/2026 20:51
Dinoseb (DNBP)	ND	3.0	10	10	01/05/2026 20:51
MCPA	ND	13	20	10	01/05/2026 20:51
MCPP	ND	12	20	10	01/05/2026 20:51
4-Nitrophenol	ND	7.7	10	10	01/05/2026 20:51
Pentachlorophenol (PCP)	ND	0.55	2.0	10	01/05/2026 20:51
Picloram	ND	3.8	10	10	01/05/2026 20:51
2,4,5-T (Trichlorophenoxy acetic acid)	ND	1.0	2.0	10	01/05/2026 20:51
2,4,5-TP (Silvex)	ND	1.6	5.0	10	01/05/2026 20:51

Surrogates	REC (%)	Limits	DF	
DCAA	94	60-140	10	01/05/2026 20:51

Analyst(s): DP

Analytical Comments: a3,b1

(Cont.)

McCampbell Analytical, Inc.
"When Quality Counts"

1534 Willow Pass Road, Pittsburg, CA 94565-1701
Toll Free Telephone: (877) 252-9262 / Fax: (925) 252-9269
http://www.mccampbell.com / E-mail: main@mccampbell.com

Analytical Report

Client:	Enthalpy Analytical	**WorkOrder:**	2512J13
Date Received:	12/30/2025 9:43	**Extraction Method:**	E8151A
Date Prepared:	12/31/2025	**Analytical Method:**	E8151A
Project:	EO-549730	**Unit:**	µg/L

Chlorinated Herbicides by GC-ECD

Client ID	Lab ID	Matrix	Date Collected	Instrument FileID	Batch ID
SOUTH BASIN-EASTERN INLET	2512J13-002A	Water	12/24/2025 08:10	GC15A 01052620.D	332928

Analytes	Result	MDL	RL	DF	Date Analyzed
Acifluorfen	ND	5.3	10	10	01/05/2026 21:16
Bentazon	ND	3.2	10	10	01/05/2026 21:16
Chloramben	ND	6.4	10	10	01/05/2026 21:16
2,4-D (Dichlorophenoxyacetic acid)	ND	0.79	2.0	10	01/05/2026 21:16
2,4-DB	ND	4.2	10	10	01/05/2026 21:16
Dalapon	ND	7.7	10	10	01/05/2026 21:16
DCPA (mono & diacid)	ND	5.0	10	10	01/05/2026 21:16
Dicamba	ND	0.74	2.0	10	01/05/2026 21:16
3,5-Dichlorobenzoic Acid	ND	2.4	10	10	01/05/2026 21:16
Dichloroprop	ND	3.5	10	10	01/05/2026 21:16
Dinoseb (DNBP)	ND	3.0	10	10	01/05/2026 21:16
MCPA	ND	13	20	10	01/05/2026 21:16
MCPP	ND	12	20	10	01/05/2026 21:16
4-Nitrophenol	ND	7.7	10	10	01/05/2026 21:16
Pentachlorophenol (PCP)	ND	0.55	2.0	10	01/05/2026 21:16
Picloram	ND	3.8	10	10	01/05/2026 21:16
2,4,5-T (Trichlorophenoxy acetic acid)	ND	1.0	2.0	10	01/05/2026 21:16
2,4,5-TP (Silvex)	ND	1.6	5.0	10	01/05/2026 21:16

Surrogates	REC (%)	Limits	DF	
DCAA	99	60-140	10	01/05/2026 21:16

Analyst(s): DP

Analytical Comments: a3,b1

McCampbell Analytical, Inc.
"When Quality Counts"

1534 Willow Pass Road, Pittsburg, CA 94565-1701
Toll Free Telephone: (877) 252-9262 / Fax: (925) 252-9269
http://www.mccampbell.com / E-mail: main@mccampbell.com

Analytical Report

Client:	Enthalpy Analytical	**WorkOrder:**	2512J13
Date Received:	12/30/2025 9:43	**Extraction Method:**	RSK175
Date Prepared:	12/30/2025	**Analytical Method:**	RSK175
Project:	EO-549730	**Unit:**	µg/L

Dissolved Carbon Dioxide by RSK 175

Client ID	Lab ID	Matrix	Date Collected	Instrument FileID	Batch ID
SOUTH BASIN-WESTERN INLET	2512J13-001B	Water	12/24/2025 07:25	GC26 1230250304.D	332910

Analytes	Result	MDL	RL	DF	Date Analyzed
Carbon Dioxide	**1400**	50	50	1	12/30/2025 16:11

Analyst(s): CLO Analytical Comments: b1

Client ID	Lab ID	Matrix	Date Collected	Instrument FileID	Batch ID
SOUTH BASIN-EASTERN INLET	2512J13-002B	Water	12/24/2025 08:10	GC26 1230250305.D	332910

Analytes	Result	MDL	RL	DF	Date Analyzed
Carbon Dioxide	**300**	50	50	1	12/30/2025 16:24

Analyst(s): CLO Analytical Comments: b1

McCampbell Analytical, Inc.
"When Quality Counts"

1534 Willow Pass Road, Pittsburg, CA 94565-1701
Toll Free Telephone: (877) 252-9262 / Fax: (925) 252-9269
http://www.mccampbell.com / E-mail: main@mccampbell.com

Quality Control Report

Client:	Enthalpy Analytical	**WorkOrder:**	2512J13
Date Prepared:	12/31/2025	**BatchID:**	332928
Date Analyzed:	01/05/2026	**Extraction Method:**	E8151A
Instrument:	GC15A	**Analytical Method:**	E8151A
Matrix:	Water	**Unit:**	µg/L
Project:	EO-549730	**Sample ID:**	MB/LCS/LCSD-332928

QC Summary Report for E8151A

Analyte	MB Result	MDL	RL	SPK Val	MB IS/SS %REC	MB IS/SS Limits
Acifluorfen	ND	0.53	1.0	-	-	-
Bentazon	ND	0.32	1.0	-	-	-
Chloramben	ND	0.64	1.0	-	-	-
2,4-D (Dichlorophenoxyacetic acid)	ND	0.079	0.20	-	-	-
2,4-DB	ND	0.42	1.0	-	-	-
Dalapon	ND	0.77	1.0	-	-	-
DCPA (mono & diacid)	ND	0.50	1.0	-	-	-
Dicamba	ND	0.074	0.20	-	-	-
3,5-Dichlorobenzoic Acid	ND	0.24	1.0	-	-	-
Dichloroprop	ND	0.35	1.0	-	-	-
Dinoseb (DNBP)	ND	0.30	1.0	-	-	-
MCPA	ND	1.3	2.0	-	-	-
MCPP	ND	1.2	2.0	-	-	-
4-Nitrophenol	ND	0.77	1.0	-	-	-
Pentachlorophenol (PCP)	ND	0.055	0.20	-	-	-
Picloram	ND	0.38	1.0	-	-	-
2,4,5-T (Trichlorophenoxy acetic acid)	ND	0.10	0.20	-	-	-
2,4,5-TP (Silvex)	ND	0.16	0.50	-	-	-
Surrogate Recovery						
DCAA	9.7			10	97	70-130

(Cont.)

McCampbell Analytical, Inc.
"When Quality Counts"

1534 Willow Pass Road, Pittsburg, CA 94565-1701
Toll Free Telephone: (877) 252-9262 / Fax: (925) 252-9269
http://www.mccampbell.com / E-mail: main@mccampbell.com

Quality Control Report

Client:	Enthalpy Analytical	**WorkOrder:**	2512J13
Date Prepared:	12/31/2025	**BatchID:**	332928
Date Analyzed:	01/05/2026	**Extraction Method:**	E8151A
Instrument:	GC15A	**Analytical Method:**	E8151A
Matrix:	Water	**Unit:**	µg/L
Project:	EO-549730	**Sample ID:**	MB/LCS/LCSD-332928

QC Summary Report for E8151A

Analyte	LCS Result	LCSD Result	SPK Val	LCS %REC	LCSD %REC	LCS/LCSD Limits	RPD	RPD Limit
Acifluorfen	8.6	8.7	10	86	87	70-130	0.280	30
Bentazon	10	10	10	104	104	70-130	0.0107	30
Chloramben	11	11	10	112	112	70-130	0.0992	30
2,4-D (Dichlorophenoxyacetic acid)	9.8	9.0	10	98	90	70-130	8.81	30
2,4-DB	9.8	9.7	10	98	97	70-130	1.45	30
Dalapon	10	9.9	10	102	99	70-130	2.44	30
DCPA (mono & diacid)	9.0	8.8	10	90	88	70-130	2.09	30
Dicamba	9.5	9.2	10	95	92	70-130	3.71	30
3,5-Dichlorobenzoic Acid	9.5	9.2	10	95	92	70-130	3.17	30
Dichloroprop	9.6	9.0	10	96	90	70-130	6.86	30
Dinoseb (DNBP)	9.9	9.8	10	99	98	70-130	0.973	30
MCPA	110	86	100	110	86	70-130	24.8	30
MCPP	110	94	100	112	94	70-130	17.4	30
4-Nitrophenol	6.8	6.6	10	68,F5	66,F5	70-130	2.22	30
Pentachlorophenol (PCP)	9.7	9.4	10	97	94	70-130	2.97	30
Picloram	8.8	8.6	10	88	86	70-130	2.06	30
2,4,5-T (Trichlorophenoxy acetic acid)	9.5	9.4	10	95	94	70-130	1.19	30
2,4,5-TP (Silvex)	9.6	9.3	10	96	93	70-130	3.92	30
Surrogate Recovery								
DCAA	10	9.9	10	103	99	70-130	3.75	30

McCampbell Analytical, Inc.
"When Quality Counts"

1534 Willow Pass Road, Pittsburg, CA 94565-1701
Toll Free Telephone: (877) 252-9262 / Fax: (925) 252-9269
http://www.mccampbell.com / E-mail: main@mccampbell.com

Quality Control Report

Client:	Enthalpy Analytical	**WorkOrder:**	2512J13
Date Prepared:	12/30/2025	**BatchID:**	332910
Date Analyzed:	12/30/2025	**Extraction Method:**	RSK175
Instrument:	GC26	**Analytical Method:**	RSK175
Matrix:	Water	**Unit:**	µg/L
Project:	EO-549730	**Sample ID:**	MB/LCS/LCSD-332910

QC Summary Report for RSK175

Analyte	MB Result	MDL	RL			
Carbon Dioxide	ND	50	50	-	-	-

Analyte	LCS Result	LCSD Result	SPK Val	LCS %REC	LCSD %REC	LCS/LCSD Limits	RPD	RPD Limit
Carbon Dioxide	140	140	187.2	76	75	70-130	0.907	30

McCampbell Analytical, Inc.
"When Quality Counts"

1534 Willow Pass Road, Pittsburg, CA 94565-1701
Toll Free Telephone: (877) 252-9262 / Fax: (925) 252-9269
http://www.mccampbell.com / E-mail: main@mccampbell.com

Certified Analyte List

Client: Enthalpy Analytical **WorkOrder:** 2512J13

Project: EO-549730

Analyte	Cert 1	Cert 2	Cert 3	Cert 4	Cert 5	Analytical Method	Matrix
2,4,5-T (Trichlorophenoxy acetic acid)	◉	◉	○	○	○	E8151A	Water
2,4,5-TP (Silvex)	◉	◉	○	○	○	E8151A	Water
2,4-D (Dichlorophenoxyacetic acid)	◉	◉	○	○	○	E8151A	Water
2,4-DB	◉	◉	○	○	○	E8151A	Water
3,5-Dichlorobenzoic Acid	○	◉	○	○	○	E8151A	Water
4-Nitrophenol	◉	◉	○	○	○	E8151A	Water
Acifluorfen	○	◉	○	○	○	E8151A	Water
Bentazon	○	◉	○	○	○	E8151A	Water
Chloramben	○	◉	○	○	○	E8151A	Water
Dalapon	◉	◉	○	○	○	E8151A	Water
DCPA (mono & diacid)	○	◉	○	○	○	E8151A	Water
Dicamba	◉	◉	○	○	○	E8151A	Water
Dichloroprop	◉	◉	○	○	○	E8151A	Water
Dinoseb (DNBP)	◉	◉	○	○	○	E8151A	Water
MCPA	◉	◉	○	○	○	E8151A	Water
MCPP	◉	◉	○	○	○	E8151A	Water
Pentachlorophenol (PCP)	◉	◉	○	○	○	E8151A	Water
Picloram	○	◉	○	○	○	E8151A	Water

Certifications

Cert 1	CA ELAP 1644
Cert 2	ORELAP (NELAP) 4033

The Certified Analyte Report lists the compounds for which MAI is accredited at the time of issuance. Although MAI holds multiple accreditations, methods with extensive compound lists may not be fully accredited due to state agency availability.

McCampbell Analytical, Inc.
1534 Willow Pass Rd
Pittsburg, CA 94565-1701
(925) 252-9262

CHAIN-OF-CUSTODY RECORD

WorkOrder: 2512J13 **ClientCode: ENO** **QuoteID: 252619**

☐ WaterTrax ☐ CLIP ☐ EDF ☑ EQuIS ☑ Dry-Weight ☑ Email ☐ HardCopy ☐ ThirdParty ☑ J-flag
☑ Detection Summary ☑ **Excel** [A1_Standard _QC]

Report to:
David Tripp
Enthalpy Analytical
931 West Barkley Avenue
Orange, CA 92868
657-581-4710 FAX:

Email: david.tripp@enthalpy.com
cc/3rd Party: incomingreports@enthalpy.com;
PO: 079649
Project: EO-549730

Bill to:
Accounts Payable/Enthalpy SoCal
Montrose Environmental Group
PO Box 842165
Boston, MA 02284-2165
003EL_ap@montrose-env.com

Requested TAT: **1 day;**

Date Received: **12/30/2025**
Date Logged: **12/30/2025**

Lab ID	ClientSampID	Matrix	Collection Date	Hold	Requested Tests (See legend below)											
					1	2	3	4	5	6	7	8	9	10	11	12
2512J13-001	SOUTH BASIN-WESTERN INLET	Water	12/24/2025 07:25	☐	A	A	B									
2512J13-002	SOUTH BASIN-EASTERN INLET	Water	12/24/2025 08:10	☐	A	A	B									

Test Legend:

1	8151_W	2	PRDisposal Fee	3	RSK175_CO2_W	4	
5		6		7		8	
9		10		11		12	

Prepared by: Agustina Venegas

Comments:

NOTE: Soil samples are discarded 60 days after receipt unless other arrangements are made (Water samples are 30 days).
Hazardous samples will be returned to client or disposed of at client expense.

McCampbell Analytical, Inc.
"When Quality Counts"

1534 Willow Pass Road, Pittsburg, CA 94565-1701
Toll Free Telephone: (877) 252-9262 / Fax: (925) 252-9269
http://www.mccampbell.com / E-mail: main@mccampbell.com

WORK ORDER SUMMARY

Client Name: ENTHALPY ANALYTICAL
Client Contact: David Tripp
Contact's Email: david.tripp@enthalpy.com

Project: EO-549730
Comments:

Work Order: 2512J13
QC Level: LEVEL 2
Date Logged: 12/30/2025

☐ WaterTrax ☐ CLIP ☐ EDF ☑ Excel ☐ EQuIS ☑ Email ☐ HardCopy ☐ ThirdParty ☑ J-flag

LabID	ClientSampID	Matrix	Test Name	Cont./ Comp.	Bottle & Preservative	U**	Head Space	Dry-Weight	Collection Date & Time	TAT	Test Due Date	Sediment Content	Hold	Sub Out
001A	SOUTH BASIN-WESTERN INLET	Water	E8151A (Chlorinated Herbicides)	1	1LA Narrow Mouth, Unpres	☐	☐	☐	12/24/2025 7:25	1 day	12/31/2025	1%+	☐	☐
001B	SOUTH BASIN-WESTERN INLET	Water	RSK175 (CO2)	2	VOA, Unpres	☐	☐	☐	12/24/2025 7:25	1 day	12/31/2025	1%+	☐	☐
002A	SOUTH BASIN-EASTERN INLET	Water	E8151A (Chlorinated Herbicides)	1	1LA Narrow Mouth, Unpres	☐	☐	☐	12/24/2025 8:10	1 day	12/31/2025	1%+	☐	☐
002B	SOUTH BASIN-EASTERN INLET	Water	RSK175 (CO2)	2	VOA, Unpres	☐	☐	☐	12/24/2025 8:10	1 day	12/31/2025	1%+	☐	☐

NOTES: *** STLC and TCLP extractions require 2 days to complete; therefore, all TATs begin after the extraction is completed (i.e., One-day TAT yields results in 3 days from sample submission).**

- ISM prep requires 5 to 10 days to complete; therefore, all TATs begin after the extraction is completed (i.e., One-day TAT yields results in 6 to 11 days from sample submission). Due date listed on WO summary will not accurately reflect the time needed for sample preparation.

- Organic extracts are held for 40 days before disposal; Inorganic extract are held for 30 days.

- MAI assumes that all material present in the provided sampling container is considered part of the sample - MAI does not exclude any material from the sample prior to sample preparation unless requested in writing by the client.

U = An unpreserved container was received for a method that suggests a preservation in order to extend hold time for analysis.**

Cont./Comp. = Containers /Composites

HOLD TIME RUSH

2512J13

ENTHALPY ANALYTICAL

931 West Barkley Ave
Orange, CA 92868
(714) 771-6900

Subcontract Laboratory:
McCampbell Analytical, Inc.
1534 Willow Pass Rd.
Pittsburg, CA 94565
ATTN: Quote ID: 252619
PO #: PO-079649

Enthalpy Order: EO-549730
PM: David Tripp
Email: david.tripp@enthalpy.com
CC: incomingreports@enthalpy.com
Phone: 657-581-4710

Results Due: Standard TAT
Report Level: II
Report To: MDL
EDDs: Standard Excel EDD

Notes:

	Sample ID	Collected	Lab ID	# Cont.	Matrix	Analysis Requested	Comment
+1	SOUTH BASIN - WESTERN INLET	24-DEC-2025 07:25	549730-001	1	Water	EPA 8151A Chlorinated Herbicides	
				2	Water	RSK-175 CO2	
+1	SOUTH BASIN - EASTERN INLET	24-DEC-2025 08:10	549730-002	1	Water	EPA 8151A Chlorinated Herbicides	
				2	Water	RSK-175 CO2	

Notes:	Relinquished By:	Received By:
	[signature]	[signature]
	Date: 12-29-25 14:49	Date: 12/30/25 0943
	Date:	Date:
	Date:	Date:

0.2C WET IR41

1 of 1

FEDEX: 887494489839

McCampbell Analytical, Inc.
"When Quality Counts"

1534 Willow Pass Road, Pittsburg, CA 94565-1701
Toll Free Telephone: (877) 252-9262 / Fax: (925) 252-9269
http://www.mccampbell.com / E-mail: main@mccampbell.com

Sample Receipt Checklist

Client Name:	Enthalpy Analytical	Date and Time Received:	12/30/2025 09:43
Project:	EO-549730	Date Logged:	12/30/2025
		Received by:	Agustina Venegas
WorkOrder №:	2512J13 Matrix: Water	Logged by:	Agustina Venegas
Carrier:	FedEx		

Chain of Custody (COC) Information

Chain of custody present?	Yes	☑	No	☐		
Chain of custody signed when relinquished and received?	Yes	☑	No	☐		
Chain of custody agrees with sample labels?	Yes	☑	No	☐		
Sample IDs noted by Client on COC?	Yes	☑	No	☐		
Date and Time of collection noted by Client on COC?	Yes	☑	No	☐		
Sampler's name noted on COC?	Yes	☐	No	☑		
COC agrees with Quote?	Yes	☑	No	☐	NA	☐
COC quote NOT expired?	Yes	☑	No	☐	NA	☐

Sample Receipt Information

Custody seals intact on shipping container/cooler?	Yes	☐	No	☐	NA	☑
Custody seals intact on sample bottles?	Yes	☐	No	☐	NA	☑
Shipping container/cooler in good condition?	Yes	☑	No	☐		
Samples in proper containers/bottles?	Yes	☑	No	☐		
Sample containers intact?	Yes	☑	No	☐		
Sufficient sample volume for indicated test?	Yes	☑	No	☐		

Sample Preservation and Hold Time (HT) Information

All samples received within holding time?	Yes	☑	No	☐	NA	☐
Samples Received on Ice?	Yes	☑	No	☐		
(Ice Type: WET ICE)						
Sample/Temp Blank temperature	Temp: 0.2°C				NA	☐
ZHS conditional analyses: VOA meets zero headspace requirement (VOCs, TPHg/BTEX, RSK)?	Yes	☑	No	☐	NA	☐
Sample labels checked for correct preservation?	Yes	☑	No	☐		
pH acceptable upon receipt (Metal: <2)?	Yes	☐	No	☐	NA	☑

UCMR Samples:

pH tested and acceptable upon receipt (200.7: ≤2; 533: 6 - 8; 537.1: 6 - 8)?	Yes	☐	No	☐	NA	☑
Free Chlorine tested and acceptable upon receipt (<0.1mg/L) [not applicable to 200.7]?	Yes	☐	No	☐	NA	☑

Comments:

Laboratory Job Number 549730

Subcontracted Products

Enthalpy - El Dorado Hills

January 20, 2026

Enthalpy Analytical - El Dorado Hills
Work Order No. 2512238

Mr. David Tripp
Enthalpy Analytical
931 W. Barkley Avenue
Orange, CA 92868

Dear Mr. Tripp,

Enclosed are the results for the sample set received at Enthalpy Analytical - EDH on December 30, 2025 under your Project Name 'EO-549730'.

Enthalpy Analytical - EDH is committed to serving you effectively. If you require additional information, please contact me at 916-673-1520 or by email at mark.rein@enthalpy.com.

Thank you for choosing Enthalpy Analytical - EDH as part of your analytical support team.

Sincerely,



Mark Rein
Project Manager

Enthalpy Analytical -EDH certifies that the report herein meets all the requirements set forth by NELAP for those applicable test methods. Results relate only to the samples as received by the laboratory. This report should not be reproduced except in full without the written approval of Enthalpy Analytical -EDH .

Enthalpy Analytical - EDH Work Order No. 2512238
Case Narrative

Sample Condition on Receipt:

Two water samples were received and stored securely in accordance with Enthalpy Analytical - EDH standard operating procedures and EPA methodology. The samples were received in good condition and within the method temperature requirements.

Analytical Notes:

EPA Method 8290A

The samples were extracted and analyzed for 2,3,7,8 TCDD by EPA Method 8290A using a ZB-DIOXIN GC column.

Holding Times

The method holding time criteria were met for these samples.

Quality Control

The Initial Calibration and Continuing Calibration Verifications met the method acceptance criteria.

A Method Blank and Ongoing Precision and Recovery (OPR) sample were extracted and analyzed with the preparation batch. No analytes were detected above the sample quantitation limits in the Method Blank. The OPR recoveries were within the method acceptance criteria.

Labeled standard recoveries for all QC and field samples were within method acceptance criteria.

TABLE OF CONTENTS

Case Narrative..... 1

Table of Contents..... 3

Sample Inventory..... 4

Analytical Results..... 5

Qualifiers..... 10

Certifications..... 11

Sample Receipt..... 12

Sample Inventory Report

Sample ID	Client Sample ID	Sampled	Received	Components/Containers
2512238-01	SOUTH BASIN - WESTERN INLET	24-Dec-25 07:25	30-Dec-25 09:20	Amber Glass NM Bottle, 1L
2512238-02	SOUTH BASIN - EASTERN INLET	24-Dec-25 08:10	30-Dec-25 09:20	Amber Glass NM Bottle, 1L

ANALYTICAL RESULTS

Sample ID: Method Blank

EPA Method 8290A

Client Data

Name: Enthalpy Analytical
Project: EO-549730
Matrix: Aqueous

Laboratory Data

Lab Sample: B26A139-BLK1
QC Batch: B26A139
Sample Size: 0.500 L
Date Extracted: 16-Jan-26
Column: ZB-DIOXIN

Analyte	Conc. (pg/L)	MDL	RL	Qualifiers	Analyzed	Dilution
2,3,7,8-TCDD	ND	3.56	10.0		17-Jan-26 18:55	1

Labeled Standards	Type	% Recovery	Limits	Qualifiers	Analyzed	Dilution
13C-2,3,7,8-TCDD	IS	82.8	40 - 135		17-Jan-26 18:55	1
37Cl-2,3,7,8-TCDD	CRS	89.2	40 - 135		17-Jan-26 18:55	1

MDL - Method Detection Limit
RL - Reporting limit

Results reported to MDL.

Sample ID: OPR **EPA Method 8290A**

Client Data

Name: Enthalpy Analytical
Project: EO-549730
Matrix: Aqueous

Laboratory Data

Lab Sample: B26A139-BS1
QC Batch: B26A139 Date Extracted: 16-Jan-26 03:19
Sample Size: 0.500 L Column: ZB-DIOXIN

Analyte	Amt Found (pg/L)	Spike Amt	% Recovery	Limits	Qualifiers	Analyzed	Dilution
2,3,7,8-TCDD	355	400	88.9	70-130		17-Jan-26 15:57	1
Labeled Standards	**Type**		**% Recovery**	**Limits**	**Qualifiers**	**Analyzed**	**Dilution**
13C-2,3,7,8-TCDD	IS		75.4	40-135		17-Jan-26 15:57	1
37Cl-2,3,7,8-TCDD	CRS		79.1	40-135		17-Jan-26 15:57	1

Sample ID: SOUTH BASIN - WESTERN INLET

EPA Method 8290A

Client Data

Name:	Enthalpy Analytical
Project:	EO-549730
Matrix:	Water
Date Collected:	24-Dec-25 07:25

Laboratory Data

Lab Sample:	2512238-01	Date Received:	30-Dec-25 09:20
QC Batch:	B26A139	Date Extracted:	16-Jan-26
Sample Size:	0.500 L	Column:	ZB-DIOXIN

Analyte	Conc. (pg/L)	MDL	RL	Qualifiers	Analyzed	Dilution
2,3,7,8-TCDD	ND	3.56	9.99		18-Jan-26 08:27	1

Labeled Standards	Type	% Recovery	Limits	Qualifiers	Analyzed	Dilution
13C-2,3,7,8-TCDD	IS	72.5	40 - 135		18-Jan-26 08:27	1
37Cl-2,3,7,8-TCDD	CRS	87.9	40 - 135		18-Jan-26 08:27	1

MDL - Method Detection Limit
RL - Reporting limit

Results reported to MDL.

Sample ID: SOUTH BASIN - EASTERN INLET

EPA Method 8290A

Client Data

Name:	Enthalpy Analytical
Project:	EO-549730
Matrix:	Water
Date Collected:	24-Dec-25 08:10

Laboratory Data

Lab Sample:	2512238-02	Date Received:	30-Dec-25 09:20
QC Batch:	B26A139	Date Extracted:	16-Jan-26
Sample Size:	0.500 L	Column:	ZB-DIOXIN

Analyte	Conc. (pg/L)	MDL	RL	Qualifiers	Analyzed	Dilution
2,3,7,8-TCDD	ND	3.56	10.0		18-Jan-26 09:12	1

Labeled Standards	Type	% Recovery	Limits	Qualifiers	Analyzed	Dilution
13C-2,3,7,8-TCDD	IS	63.1	40 - 135		18-Jan-26 09:12	1
37Cl-2,3,7,8-TCDD	CRS	95.3	40 - 135		18-Jan-26 09:12	1

MDL - Method Detection Limit
RL - Reporting limit

Results reported to MDL.

DATA QUALIFIERS & ABBREVIATIONS

B	Compound was also detected in the method blank
Conc.	Concentration
CRS	Cleanup Recovery Standard
D	Dilution
DL	Detection Limit
E	Concentration exceeded the calibration range
EDL	Estimated Detection Limit
EMPC	Estimated Maximum Possible Concentration
H	Recovery and/or RPD was outside laboratory acceptance limits
I	Chemical Interference
IS	Internal Standard
J	Estimated Concentration below the Reporting Limit/LOQ
LOD	Limit of Detection
LOQ	Limit of Quantitation
MDL	Method Detection Limit
NA	Not Applicable
ND	Not Detected
OPR	Ongoing Precision and Recovery sample
P	Concentration may include contribution from chlorinated diphenyl ether(s).
Q	Ion transition ratio is outside of the acceptance criteria.
RL	Reporting Limit (MRL)
TEQ	Toxic Equivalency, sum of the toxic equivalency factors (TEF) multiplied by the sample concentrations.
TEQMax	TEQ calculated using the detection limit as the concentration for non-detects
TEQMin	TEQ calculated using zero as the concentration for non-detects
TEQRisk	TEQ calculated using ½ the detection limit as the concentration for non-detects
U	Not Detected (specific projects only)
*	See Cover Letter

Unless otherwise noted, solid sample results are reported in dry weight. Tissue samples are reported in wet weight.

Enthalpy Analytical - EDH Certifications

Accrediting Authority	Certificate Number
Alaska Department of Environmental Conservation	17-013
Arkansas Department of Environmental Quality	21-023-0
California Department of Health – ELAP	2892
DoD ELAP - A2LA Accredited - ISO/IEC 17025	3091.01
Florida Department of Health	E87777
Hawaii Department of Health	N/A
Louisiana Department of Environmental Quality	01977
Maine Department of Health	2020018
Michigan Department of Environmental Quality	9932
Minnesota Department of Health	2211390
Nevada Division of Environmental Protection	CA00413
New Hampshire Environmental Accreditation Program	207721
New Jersey Department of Environmental Protection	CA003
New York Department of Health	11411
Ohio Environmental Protection Agency	87778
Oregon Laboratory Accreditation Program	4042-021
Texas Commission on Environmental Quality	T104704189-22-13
Vermont Department of Health	VT-4042
Virginia Department of General Services	11276
Washington Department of Ecology	C584
Wisconsin Department of Natural Resources	998036160

Current certificates and lists of licensed parameters can be found at Enthalpy.com/Resources/Accreditations.

ENTHALPY ANALYTICAL
931 West Barkley Ave
Orange, CA 92868
(714) 771-6900

Subcontract Laboratory:
Enthalpy - El Dorado Hills
1104 Windfield Way
El Dorado Hills, CA 95762
ATTN: Mark Rein
PO #: Required, to be sent via email

2512238

Enthalpy Order: EO-549730
PM: David Tripp
Email: david.tripp@enthalpy.com
CC: incomingreports@enthalpy.com
Phone: 657-581-4710

Results Due: Standard TAT
Report Level: II
Report To: MDL
EDDs: BLDR:Enthalpy (the normal EDD you send to Orange)

1.2°C

Notes:
Chiquita Canyon Stormwater

Sample ID	Collected	Lab ID	# Cont.	Matrix	Analysis Requested	Comment
SOUTH BASIN - WESTERN INLET	24-DEC-2025 07:25	549730-001	1	Water	EPA 8290 - 2,3,7,8-TCDD Only	
SOUTH BASIN - EASTERN INLET	24-DEC-2025 08:10	549730-002	1	Water	EPA 8290 - 2,3,7,8-TCDD Only	

Notes:	Relinquished By:	Received By:
	[signature]	Karen Austa
	Date: 12-29-25 14:49	Date: 12/30/25 09:20
	Date:	Date:
	Date:	Date:

CoC/Label Reconciliation Report WO# 2512238

LabNumber	CoC Sample ID		SampleAlias	Sample Date/Time		Container	BaseMatrix	Sample Comments
2512238-01	A SOUTH BASIN - WESTERN INLET	☑ A	549730-001	24-Dec-25 07:25	☑	Amber Glass NM Bottle, 1L	Aqueous	
2512238-02	A SOUTH BASIN - EASTERN INLET	☑	549730-002	24-Dec-25 08:10	☑	Amber Glass NM Bottle, 1L	Aqueous	

Checkmarks indicate that information on the COC reconciled with the sample label.
Any discrepancies are noted in the following columns.

CONDITION	Yes	No	NA
Sample Container Intact?	✓		
Sample Container(s) Custody Seals Intact?			✓
Custody Seals On Cooler Intact?			✓
Adequate Sample Volume?	✓		
Container Type Appropriate for Analysis(es)?	✓		

Comments:
A) No back up volume

Preservation Documented: Na2S2O3 Trizma NH4CH3CO2 None Other

Verifed by/Date: KYA 12/30/25
XAO 12/30/25

Enthalpy Analytical
931 West Barkley Ave
Orange, CA 92868
(714) 771-6900

enthalpy.com

Lab Job Number : 549733
Report Level : II
Report Date : 01/20/2026

Analytical Report *prepared for:*

Dylan Smith
Waste Connections
Chiquita Canyon Landfill
29201 Henry Mayo Drive
Castaic, CA 91384

Project: CCLF STORMWATER - Chiquita Canyon Stormwater

Authorized for release by:



David Tripp, Project Manager
657-581-4710
david.tripp@enthalpy.com

This data package has been reviewed for technical correctness and completeness. Release of this data has been authorized by the Laboratory Manager or the Manager's designee, as verified by the above signature which applies to this PDF file as well as any associated electronic data deliverable files. The results contained in this report meet all requirements of NELAP and pertain only to those samples which were submitted for analysis. This report may be reproduced only in its entirety.

CA ELAP# 1338, CA ELAP #1338-S1, NELAP# 4038, SCAQMD LAP# 18LA0518, LACSD ID# 10105, ORELAP# 4197

ENTHALPY ANALYTICAL

Sample Summary

Dylan Smith Waste Connections Chiquita Canyon Landfill 29201 Henry Mayo Drive Castaic, CA 91384		Lab Job #: Project No: Location: Date Received:	549733 CCLF STORMWATER Chiquita Canyon Stormwater 12/24/25

Sample ID	Lab ID	Collected	Matrix
SOUTH	549733-001	12/24/25 09:10	Water

ENTHALPY ANALYTICAL

Case Narrative

Waste Connections Chiquita Canyon Landfill 29201 Henry Mayo Drive Castaic, CA 91384 Dylan Smith	Lab Job Number: 549733 Project No: CCLF STORMWATER Location: Chiquita Canyon Stormwater Date Received: 12/24/25

This data package contains sample and QC results for one water sample, requested for the above referenced project on 12/24/25. The sample was received in good condition.

Volatile Organics by GC/MS (EPA 8260B):

- Low recoveries were observed for a number of analytes in the MS/MSD for batch 391133; the parent sample was not a project sample, the BS/BSD were within limits, and the associated RPDs were within limits.
- SOUTH (lab # 549733-001) had pH greater than 2.
- No other analytical problems were encountered.

Semivolatile Organics by GC/MS (EPA 8270C):
No analytical problems were encountered.

Semivolatile Organics by GC/MS (EPA 625.1):
No analytical problems were encountered.

Semivolatile Organics by GC/MS SIM (EPA 8270C-SIM):
No analytical problems were encountered.

Pesticides (EPA 8081A):
No analytical problems were encountered.

Total Organic Carbon by IR (SM 5310B):
No analytical problems were encountered.

PCBs (EPA 8082):
No analytical problems were encountered.

Metals (EPA 200.7, EPA 200.8, and EPA 245.1):

- High recovery was observed for zinc in the MS for batch 391007; the parent sample was not a project sample, the LCS was within limits, and the associated RPD was within limits.
- No other analytical problems were encountered.

Ion Chromatography (EPA 300.0):
No analytical problems were encountered.

Total Phosphorus as P (SM 4500-P-B5-E):
No analytical problems were encountered.

Conductivity (SM2510B):
No analytical problems were encountered.

Total Oil & Grease (HEM) (EPA 1664A):

- Matrix spikes were not performed for this analysis due to insufficient sample volume.
- No analytical problems were encountered.

Total Phenolics (EPA 420.1):
No analytical problems were encountered.

Alkalinity (SM2320B):
No analytical problems were encountered.

Sulfide (SM 4500-S2-D):
No analytical problems were encountered.

Total Dissolved Solids (TDS) (SM2540C):

- High RPD was observed for total dissolved solids in the SDUP of SOUTH BASIN - WESTERN INLET (lab # 549730-001).
- No other analytical problems were encountered.

Total Suspended Solids (TSS) (SM2540D):

- High RPD was observed for total suspended solids in the SDUP for batch 391103; the parent sample was not a project sample.
- No other analytical problems were encountered.

Chemical Oxygen Demand (SM5220D):
No analytical problems were encountered.

Biochemical Oxygen Demand (SM5210B):
No analytical problems were encountered.

Turbidity (SM2130B):
No analytical problems were encountered.

Cyanide - Semi-Automated Method (SM 4500-CN-E and SM 4500-CN-E):

- High RPD was observed for cyanide in the MS/MSD for batch 391320; the parent sample was not a project sample, and this analyte was not detected at or above the RL in the associated sample.
- No other analytical problems were encountered.

Coliform - 9221 Tests (SM 9221B and SM 9221F):
No analytical problems were encountered.

Ammonia and TKN- Semi-Automated Method (SM 4500-NH3-G):
No analytical problems were encountered.

Organophosphorus Pesticides (EPA 8141A):
Pace Laboratories in Bakersfield, CA performed the analysis (see sublab report section for certifications). Please see the Pace Laboratories case narrative.

8151A Chlorinated Herbicides (EPA 8151A):
McCampbell Analytical, Inc. in Pittsburg, CA performed the analysis (NELAP certified). Please see the McCampbell Analytical, Inc. case narrative.

RSK-175 CO2 (RSK-175):
McCampbell Analytical, Inc. in Pittsburg, CA performed the analysis (see sublab report section for certifications). Please see the McCampbell Analytical, Inc. case narrative.

Dioxins & Furans (EPA 8290):
Enthalpy - El Dorado Hills in El Dorado Hills, CA performed the analysis (see sublab report section for certifications). Please see the Enthalpy - El Dorado Hills case narrative.

Login 549733

En

931 W. Barkley Avenue, Orange, CA 92868

Phone 714-771-6900

Chain of Custody Record

Lab No: 549733

Page: 1 of 3

Matrix: A = Air S = Soil/Solid
W = Water DW = Drinking Wate SD = Sediment
PP = Pure Product SEA = Sea Water
SW = Swab T = Tissue WP = Wipe O = Other

Turn Around Time (rush by advanced notice only)

Standard:	X	5 Day:		3 Day:	
2 Day:		1 Day:		Custom TAT:	

Preservatives:
1 = $Na_2S_2O_3$ 2 = HCl 3 = HNO_3
4 = H_2SO_4 5 = NaOH 6 = Other

Sample Receipt Temp:

(lab use only)

CUSTOMER INFORMATION		PROJECT INFORMATION	
Company:	Chiquita Canyon, LLC	Name:	SW - Inlets
Report To:	Kate Logan	Number:	
Email:	kate.logan@wasteconnections.com	P.O. #:	
Address:	29201 Henry Mayo Drive	Address:	29201 Henry Mayo Drive
	Castaic, CA 91384		Castaic, CA 91384
Phone:	682-559-3880	Global ID:	
Fax:		Sampled By:	CH, GA

Analysis Request

	Sample ID	Sampling Date	Sampling Time	Matrix	Container No. / Size	Pres.	200.7/200.8 Metals (see comments)	245.1 Mercury	4500-CN-E Cyanide	8081 Pesticides / 8082 PCBs	8141 Organophosphorous Pesticides	8151 Herbicides	8260 VOCs	8260 Acrolein/Acrylonitrile	8270C	8290 2,3,7,8-TCDD	Test Instructions / Comments
1	Outlet	12/24/25	0910	W	31	6,2,4,1	X	X	X	X	X	X	X	X	X	X	Temp: 15.0°C, pH 8.19
2																	
3																	
4																	
5																	
6																	
7																	
8																	
9																	
10																	

Test Instructions / Comments

200.8 - Ag, As, B, Ba, Be, Cd, Co, Cr, Cu, Ni, Mn, Pb, Sb, Se, Sn, Tl, V, Zn
200.7 - Fe, Ca, K, Mg, Na

Additional email recipients:
matt.breuer@wasteconnections.com
stormwater@wasteconnections.com
tmb@swteng.com
aav@swteng.com

Direct invoices to:
Maribel Bolanos
(661) 257-3665

	Signature	Print Name	Company / Title	Date / Time
1 Relinquished By:	[signature]	G. Alvarenga	CTSL	12/24/25 12:00
1 Received By:	[signature]	JXR	EA	12/24/25 1200
2 Relinquished By:				
2 Received By:				
3 Relinquished By:				
3 Received By:				

ENTHALPY ANALYTICAL

Chain of Custody Record

Lab No: 549733

Page: 2 of 3

Turn Around Time (rush by advanced notice only)					
Standard:	X	5 Day:		3 Day:	
2 Day:		1 Day:		Custom TAT:	

Enthalpy Analytical - Orange

931 W. Barkley Avenue, Orange, CA 92868

Phone 714-771-6900

Matrix: A = Air S = Soil/Solid W = Water DW = Drinking Wate SD = Sediment PP = Pure Product SEA = Sea Water SW = Swab T = Tissue WP = Wipe O = Other

Preservatives: 1 = $Na_2S_2O_3$ 2 = HCl 3 = HNO_3 4 = H_2SO_4 5 = NaOH 6 = Other

Sample Receipt Temp: (lab use only)

CUSTOMER INFORMATION		PROJECT INFORMATION	
Company:	Chiquita Canyon, LLC	Name:	SW - Inlets
Report To:	Kate Logan	Number:	
Email:	kate.logan@wasteconnections.com	P.O. #:	
Address:	29201 Henry Mayo Drive	Address:	29201 Henry Mayo Drive
	Castaic, CA 91384		Castaic, CA 91384
Phone:	682-559-3880	Global ID:	
Fax:		Sampled By:	CH, GA

	Sample ID	Sampling Date	Sampling Time	Matrix	Container No. / Size	Pres.	SM4500-S2-D Total Sulfide	420.1 Total Phenolics	1664A Oil and Grease	9221B Tota Coliform	9221F E. Coli	300.0 Cl, Br, Fl, NO3, NO2, SO4	2540D TSS	5310B TOC	8270 SIM 1,4-Dioxane	SM2320B Alkalinity	Test Instructions / Comments
1	Outlet	12/24/25	0910	W	31	6,2,4,1	X	X	X	X	X	X	X	X	X	X	Temp: 15.0°C, pH 8.19
2																	
3																	
4																	
5																	
6																	
7																	
8																	
9																	
10																	

Analysis Request

Test Instructions / Comments

Additional email recipients:
matt.breuer@wasteconnections.com
stormwater@wasteconnections.com
tmb@swteng.com
aav@swteng.com

Direct invoices to:
Maribel Bolanos
(661) 257-3665

	Signature	Print Name	Company / Title	Date / Time
[1] Relinquished By:		G. Alvarenga	CTBI	12/24/25 12:00
[1] Received By:		JKR	EA	12/24/25 1200
[2] Relinquished By:				
[2] Received By:				
[3] Relinquished By:				
[3] Received By:				

ENTHALPY ANALYTICAL

Chain of Custody Record

Lab No: 549733

Page: 3 of 3

Turn Around Time (rush by advanced notice only)

Standard:	X	5 Day:		3 Day:	
2 Day:		1 Day:		Custom TAT:	

Enthalpy Analytical - Orange

931 W. Barkley Avenue, Orange, CA 92868

Phone 714-771-6900

Matrix: A = Air S = Soil/Solid W = Water DW = Drinking Wate SD = Sediment PP = Pure Product SEA = Sea Water SW = Swab T = Tissue WP = Wipe O = Other

Preservatives: 1 = $Na_2S_2O_3$ 2 = HCl 3 = HNO_3 4 = H_2SO_4 5 = NaOH 6 = Other

Sample Receipt Temp: (lab use only)

CUSTOMER INFORMATION		PROJECT INFORMATION	
Company:	Chiquita Canyon, LLC	Name:	SW - Inlets
Report To:	Kate Logan	Number:	
Email:	kate.logan@wasteconnections.com	P.O. #:	
Address:	29201 Henry Mayo Drive	Address:	29201 Henry Mayo Drive
	Castaic, CA 91384		Castaic, CA 91384
Phone:	682-559-3880	Global ID:	
Fax:		Sampled By:	CH, GA

	Sample ID	Sampling Date	Sampling Time	Matrix	Container No. / Size	Pres.	SM5220D Chemical Oxygen Demand	SM2510B Specific Conductance	RSK-175 Carbon Dioxide	2540E TDS	SM2130B Turbidity	350.1 Ammonia	625.1 - See Comments	625.1 Alpha-Terpineol	SM5210B BOD		Test Instructions / Comments
1	Outlet	12/24/25	0910	W	31	6,2,4,1	X	X	X	X	X	X	X	X	X	X	Temp: 15.0°C, pH 8.19
2																	
3																	
4																	
5																	
6																	
7																	
8																	
9																	
10																	

Analysis Request

Test Instructions / Comments

625.1 - Benzoic Acid, Pyridine, Phenol, 2-methylphenol, 3,4-methylphenol, Cresol, Naphthalene, alpha-terpineol

Additional email recipients:
matt.breuer@wasteconnections.com
stormwater@wasteconnections.com
tmb@swteng.com
aav@swteng.com

Direct invoices to:
Maribel Bolanos
(661) 257-3665

	Signature	Print Name	Company / Title	Date / Time
[1] Relinquished By:		Q. Alvarenga JXA	CTSH CA	12/24/25 12:00
[1] Received By:				12/24/25 1200
[2] Relinquished By:				
[2] Received By:				
[3] Relinquished By:				
[3] Received By:				

7 of 79

SAMPLE RECEIPT CHECKLIST

Section 1: General Info

Date Received: 12/24/25 WO# 549730 Client: Chiquita Canyon

Section 2: Shipping / Custody **Are custody seals present?** ☐ Yes ☑ No

Custody seals intact on arrival? ☑ N/A ☐ Yes ☐ No ☐ On cooler / box ☐ On samples

☐ Courier ☑ Walk-In ☐ Field Sampling ☐ Shipping Info: _____

Section 3a: Condition / Packaging ☐ **Outside 0.0 - 6.0°C (0.0 - 10.0°C for microbiology) (PM notified)**

Date Opened 12/24/25 By (initials) JXR / AGK Type of ice used: ☐ Wet ☐ Blue/Gel ☐ None

☐ Samples received on ice directly from the field; cooling process had begun. (if checked, skip temperatures)

☐ Sample matrix doesn't require cooling (e.g. air, bulk PCB). (if checked, skip temperatures)

If no cooler: Observed/Adjusted Temp (°C): _____ / _____ Thermometer/IR Gun: _____ CF: _____

Cooler Temp (°C) #1: 1.0 / 1.2 #2: 0.8 / 1.0 #3: 3.1 / 3.3 #4: 2.8 / 3.0 #5: 1.7 / 1.9 #6: 2.9 / 3.1

Section 3b: Microbiology Samples ☐ **No microbiology samples submitted (skip 3b)**

☑ Within temp range 0.0 - 10.0°C or received on ice directly from field.

☑ Adequate headspace for microbiology analysis.

Section 3c: Air Samples ☑ **No air samples submitted (skip 3c)**

☐ 1.4L Canisters ☐ 6L Canisters ☐ Tedlar Bags ☐ MCE Cassettes ☐ Sorbent Tubes ☐ Other _____

Section 4: Containers / Labels / Samples	YES	NO	N/A
1) Were custody papers present, filled properly, and legible?	✓		
2) Is the sampler's name present on the CoC?	✓		
3) Were containers received in good condition (unbroken / unopened / uncompromised)?	✓		
4) Were the samples bagged? (required for microbiology samples; recommended for soil samples)	✓		
5) Were all of, and only, the correct samples received?	✓		
6) Are sample labels present, legible, and in agreement with the CoC?	✓		
7) Does the container count match the CoC?	✓		
8) Was sufficient sample volume / mass received for the analyses requested?	✓		
9) Were samples received in proper containers for the analyses requested?	✓		
10) Were samples received with > 1/2 holding time remaining?		✓	
11) Are samples properly preserved as indicated by CoC / labels?	✓		
12) Unpreserved VOAs received - If necessary, was the hold time changed in LIMS?			✓
13) Are VOA vials free from headspace/bubbles > 6mm?	✓		

Section 5: Explanations / Comments

(If no comments are made, then no discrepancies noted.)

☐ **No additional discrepancies**

Date Logged 12/24/25 **By (print)** AGK **(sign)** _____

Date Labeled 12/24/25 **By (print)** AGK **(sign)** for AGK

Outlook

[External] - Sample ID Correction - 12/24 Stormwater

From Matt Tuggle <mtuggle@cteh.com>
Date Wed 12/31/2025 8:35 AM
To David Tripp <david.tripp@enthalpy.com>
Cc chercyk@cteh.com <chercyk@cteh.com>

EXTERNAL EMAIL - This email was sent by a person from outside your organization. Exercise caution when clicking links, opening attachments or taking further action, before validating its authenticity.

Hi Dave,

The sample ID for the "Outlet" stormwater sample on 12/24 should be "South". Could you please change that on your end?

Thanks,
Matt

Matt Tuggle
CTEH, LLC
Mobile: 979-229-5300
mtuggle@cteh.com | www.cteh.com

CONFIDENTIALITY NOTICE: The contents of this email message and any attachments are intended solely for the addressee(s) and may contain confidential, proprietary and/or privileged information and may be legally protected from disclosure. If you are not the intended recipient of this message or their agent, or if this message has been addressed to you in error, please immediately alert the sender by reply email and then delete this message and any attachments and the reply from your system. If you are not the intended recipient, you are hereby notified that any disclosure, use, dissemination, copying, or storage of this message or its attachments is strictly prohibited.

ENTHALPY ANALYTICAL

Analysis Results for 549733

Dylan Smith
Waste Connections
Chiquita Canyon Landfill
29201 Henry Mayo Drive
Castaic, CA 91384

Lab Job #: 549733
Project No: CCLF STORMWATER
Location: Chiquita Canyon Stormwater
Date Received: 12/24/25

Sample ID: SOUTH **Lab ID: 549733-001** **Collected: 12/24/25 09:10**
Matrix: Water

549733-001 Analyte	Result	Qual	Units	RL	MDL	DF	Batch	Prepared	Analyzed	Chemist
Method: EPA 1664A Prep Method: METHOD										
Total Oil and Grease	ND		mg/L	5.0	0.96	0.99	391287	12/30/25	12/31/25	JAG
Method: EPA 200.7 Prep Method: EPA 3015A										
Calcium	**120**		mg/L	0.10	0.0095	1	391061	12/26/25	12/26/25	CAP
Iron	**34**		mg/L	0.050	0.017	1	391061	12/26/25	12/26/25	CAP
Magnesium	**24**		mg/L	0.10	0.017	1	391061	12/26/25	12/26/25	CAP
Potassium	**22**		mg/L	0.50	0.20	1	391061	12/26/25	12/26/25	CAP
Sodium	**61**		mg/L	0.50	0.017	1	391061	12/26/25	12/26/25	CAP
Method: EPA 200.8 Prep Method: EPA 3015A										
Antimony	**1.6**	J	ug/L	2.0	0.31	1	391007	12/24/25	12/24/25	KAM
Arsenic	**14**		ug/L	2.0	0.21	1	391007	12/24/25	12/24/25	KAM
Barium	**300**		ug/L	5.0	0.33	1	391007	12/24/25	12/24/25	KAM
Beryllium	**1.2**		ug/L	1.0	0.062	1	391007	12/24/25	12/24/25	KAM
Boron	**210**		ug/L	100	57	10	391007	12/24/25	12/26/25	KAM
Cadmium	**0.56**	J	ug/L	1.0	0.11	1	391007	12/24/25	12/24/25	KAM
Chromium	**31**		ug/L	5.0	0.34	1	391007	12/24/25	12/24/25	KAM
Cobalt	**14**		ug/L	1.0	0.068	1	391007	12/24/25	12/24/25	KAM
Copper	**42**		ug/L	3.0	0.71	1	391007	12/24/25	12/24/25	KAM
Lead	**26**		ug/L	5.0	0.16	1	391007	12/24/25	12/24/25	KAM
Manganese	**490**		ug/L	10	1.7	1	391007	12/24/25	12/24/25	KAM
Nickel	**28**		ug/L	5.0	1.3	1	391007	12/24/25	12/24/25	KAM
Selenium	**1.9**	J	ug/L	4.0	1.6	1	391007	12/24/25	12/24/25	KAM
Silver	ND		ug/L	5.0	0.50	1	391007	12/24/25	12/24/25	KAM
Thallium	ND		ug/L	1.0	0.42	1	391007	12/24/25	12/24/25	KAM
Tin	**0.33**	J	ug/L	5.0	0.33	1	391007	12/24/25	12/24/25	KAM
Vanadium	**64**		ug/L	5.0	0.26	1	391007	12/24/25	12/24/25	KAM
Zinc	**120**		ug/L	10	7.6	1	391007	12/24/25	12/24/25	KAM
Method: EPA 245.1 Prep Method: EPA 245.1										
Mercury	**0.16**	J	ug/L	0.40	0.032	1	391043	12/26/25	12/26/25	MLL
Method: EPA 300.0 Prep Method: METHOD										
Fluoride	**0.19**	J	mg/L	0.20	0.072	1	391008	12/24/25 14:40	12/25/25 00:02	KUM
Chloride	**40**		mg/L	1.0	0.27	1	391008	12/24/25 14:40	12/25/25 00:02	KUM
Nitrogen, Nitrite	**0.13**		mg/L	0.10	0.02	1	391008	12/24/25 14:40	12/25/25 00:02	KUM

Results for any subcontracted analyses are not included in this section.

ENTHALPY ANALYTICAL

Analysis Results for 549733

549733-001 Analyte	Result	Qual	Units	RL	MDL	DF	Batch	Prepared	Analyzed	Chemist
Bromide	**0.089**	J	mg/L	0.30	0.060	1	391008	12/24/25 14:40	12/25/25 00:02	KUM
Nitrogen, Nitrate	**1.9**		mg/L	0.10	0.05	1	391008	12/24/25 14:40	12/25/25 00:02	KUM
Sulfate	**210**		mg/L	10	2.5	10	391008	12/24/25 14:40	12/25/25 00:22	KUM
Method: EPA 350.1 Prep Method: METHOD										
Ammonia-N	**0.30**		mg/L	0.10	0.068	1	391593	01/05/26	01/05/26	JAK
Method: EPA 420.1 Prep Method: METHOD										
Total Phenolics	**0.0080**	J	mg/L	0.010	0.0065	1	391723	01/06/26	01/06/26	LVL
Method: EPA 625.1 Prep Method: EPA 3510C										
Pyridine	ND		ug/L	20	5.6	2	391341	12/30/25	12/31/25	ZFA
Phenol	ND		ug/L	20	4.2	2	391341	12/30/25	12/31/25	ZFA
2-Methylphenol	ND		ug/L	20	6.5	2	391341	12/30/25	12/31/25	ZFA
3-,4-Methylphenol	ND		ug/L	20	6.0	2	391341	12/30/25	12/31/25	ZFA
Benzoic acid	ND		ug/L	100	22	2	391341	12/30/25	12/31/25	ZFA
Naphthalene	ND		ug/L	20	7.2	2	391341	12/30/25	12/31/25	ZFA
Cresol	ND		ug/L	20		2	391341	12/30/25	12/31/25	ZFA
a-Terpineol	ND		ug/L	20	4.1	2	391341	12/30/25	01/04/26	ZFA
Method: EPA 8081A Prep Method: EPA 3510C										
alpha-BHC	ND		ug/L	0.05	0.01	0.94	391164	12/28/25	01/02/26	KMB
beta-BHC	ND		ug/L	0.05	0.009	0.94	391164	12/28/25	01/02/26	KMB
gamma-BHC	ND		ug/L	0.05	0.008	0.94	391164	12/28/25	01/02/26	KMB
delta-BHC	ND		ug/L	0.05	0.008	0.94	391164	12/28/25	01/02/26	KMB
Heptachlor	ND		ug/L	0.05	0.02	0.94	391164	12/28/25	01/02/26	KMB
Aldrin	ND		ug/L	0.05	0.02	0.94	391164	12/28/25	01/02/26	KMB
Heptachlor epoxide	ND		ug/L	0.05	0.01	0.94	391164	12/28/25	01/02/26	KMB
Endosulfan I	ND		ug/L	0.05	0.01	0.94	391164	12/28/25	01/02/26	KMB
Dieldrin	ND		ug/L	0.09	0.01	0.94	391164	12/28/25	01/02/26	KMB
4,4'-DDE	ND		ug/L	0.09	0.02	0.94	391164	12/28/25	01/02/26	KMB
Endrin	ND		ug/L	0.09	0.01	0.94	391164	12/28/25	01/02/26	KMB
Endosulfan II	ND		ug/L	0.09	0.01	0.94	391164	12/28/25	01/02/26	KMB
Endosulfan sulfate	ND		ug/L	0.09	0.01	0.94	391164	12/28/25	01/02/26	KMB
4,4'-DDD	ND		ug/L	0.09	0.02	0.94	391164	12/28/25	01/02/26	KMB
Endrin aldehyde	ND		ug/L	0.09	0.02	0.94	391164	12/28/25	01/02/26	KMB
Endrin ketone	ND		ug/L	0.09	0.02	0.94	391164	12/28/25	01/02/26	KMB
4,4'-DDT	ND		ug/L	0.09	0.03	0.94	391164	12/28/25	01/02/26	KMB
Methoxychlor	ND		ug/L	0.09	0.02	0.94	391164	12/28/25	01/02/26	KMB
Toxaphene	ND		ug/L	1.9	0.5	0.94	391164	12/28/25	01/02/26	KMB
Chlordane (Technical)	ND		ug/L	0.9	0.2	0.94	391164	12/28/25	01/02/26	KMB
Surrogates				**Limits**						
TCMX	70%		%REC	29-120		0.94	391164	12/28/25	01/02/26	KMB
Decachlorobiphenyl	76%		%REC	33-132		0.94	391164	12/28/25	01/02/26	KMB
Method: EPA 8082 Prep Method: EPA 3510C										
Aroclor-1016	ND		ug/L	0.47	0.28	0.94	391164	12/28/25	01/02/26	KMB
Aroclor-1221	ND		ug/L	0.47	0.33	0.94	391164	12/28/25	01/02/26	KMB
Aroclor-1232	ND		ug/L	0.47	0.30	0.94	391164	12/28/25	01/02/26	KMB

Results for any subcontracted analyses are not included in this section.

ENTHALPY ANALYTICAL

Analysis Results for 549733

549733-001 Analyte	Result	Qual	Units	RL	MDL	DF	Batch	Prepared	Analyzed	Chemist
Aroclor-1242	ND		ug/L	0.47	0.39	0.94	391164	12/28/25	01/02/26	KMB
Aroclor-1248	ND		ug/L	0.47	0.22	0.94	391164	12/28/25	01/02/26	KMB
Aroclor-1254	ND		ug/L	0.47	0.33	0.94	391164	12/28/25	01/02/26	KMB
Aroclor-1260	ND		ug/L	0.47	0.31	0.94	391164	12/28/25	01/02/26	KMB
Aroclor-1262	ND		ug/L	0.47	0.38	0.94	391164	12/28/25	01/02/26	KMB
Aroclor-1268	ND		ug/L	0.47	0.33	0.94	391164	12/28/25	01/02/26	KMB
Surrogates				**Limits**						
Decachlorobiphenyl (PCB)	67%		%REC	28-138		0.94	391164	12/28/25	01/02/26	KMB
Method: EPA 8260B Prep Method: EPA 5030B										
Carbon Disulfide	ND		ug/L	5.0	0.1	1	391133	12/27/25	12/27/25	LYZ
Chloroprene	ND		ug/L	200	0.4	1	391133	12/27/25	12/27/25	LYZ
3-Chloropropene	ND		ug/L	5.0	0.3	1	391133	12/27/25	12/27/25	LYZ
Ethyl methacrylate	ND		ug/L	50	2.1	1	391133	12/27/25	12/27/25	LYZ
Ethanol	ND		ug/L	500	110	1	391133	12/27/25	12/27/25	LYZ
2-Hexanone	ND		ug/L	5.0	1.1	1	391133	12/27/25	12/27/25	LYZ
Isopropanol (IPA)	ND		ug/L	200	52	1	391133	12/27/25	12/27/25	LYZ
Methyl acrylonitrile	ND		ug/L	35	3.7	1	391133	12/27/25	12/27/25	LYZ
Vinyl Acetate	ND		ug/L	50	15	1	391133	12/27/25	12/27/25	LYZ
Acrolein	ND		ug/L	200	2.7	1	391133	12/27/25	12/27/25	LYZ
Acrylonitrile	ND		ug/L	10	0.7	1	391133	12/27/25	12/27/25	LYZ
Freon 12	ND		ug/L	5.0	0.08	1	391133	12/27/25	12/27/25	LYZ
Chloromethane	ND		ug/L	5.0	0.09	1	391133	12/27/25	12/27/25	LYZ
Vinyl Chloride	ND		ug/L	5.0	0.06	1	391133	12/27/25	12/27/25	LYZ
Bromomethane	ND		ug/L	5.0	0.1	1	391133	12/27/25	12/27/25	LYZ
Chloroethane	ND		ug/L	5.0	0.1	1	391133	12/27/25	12/27/25	LYZ
Trichlorofluoromethane	ND		ug/L	5.0	0.05	1	391133	12/27/25	12/27/25	LYZ
Iodomethane	ND		ug/L	5.0		1	391133	12/27/25	12/27/25	LYZ
Acetone	ND		ug/L	100	5.0	1	391133	12/27/25	12/27/25	LYZ
Freon 113	ND		ug/L	5.0	0.1	1	391133	12/27/25	12/27/25	LYZ
1,1-Dichloroethene	ND		ug/L	5.0	0.09	1	391133	12/27/25	12/27/25	LYZ
Methylene Chloride	ND		ug/L	10	0.2	1	391133	12/27/25	12/27/25	LYZ
MTBE	ND		ug/L	5.0	0.08	1	391133	12/27/25	12/27/25	LYZ
trans-1,2-Dichloroethene	ND		ug/L	5.0	0.1	1	391133	12/27/25	12/27/25	LYZ
1,1-Dichloroethane	ND		ug/L	5.0	0.06	1	391133	12/27/25	12/27/25	LYZ
2-Butanone	ND		ug/L	10	1.5	1	391133	12/27/25	12/27/25	LYZ
cis-1,2-Dichloroethene	ND		ug/L	5.0	0.06	1	391133	12/27/25	12/27/25	LYZ
2,2-Dichloropropane	ND		ug/L	5.0	0.1	1	391133	12/27/25	12/27/25	LYZ
Chloroform	ND		ug/L	5.0	0.08	1	391133	12/27/25	12/27/25	LYZ
Bromochloromethane	ND		ug/L	5.0	0.2	1	391133	12/27/25	12/27/25	LYZ
1,1,1-Trichloroethane	ND		ug/L	5.0	0.07	1	391133	12/27/25	12/27/25	LYZ
1,1-Dichloropropene	ND		ug/L	5.0	0.07	1	391133	12/27/25	12/27/25	LYZ
Carbon Tetrachloride	ND		ug/L	5.0	0.07	1	391133	12/27/25	12/27/25	LYZ
1,2-Dichloroethane	ND		ug/L	5.0	0.1	1	391133	12/27/25	12/27/25	LYZ
Benzene	ND		ug/L	1.0	0.03	1	391133	12/27/25	12/27/25	LYZ
Trichloroethene	ND		ug/L	5.0	0.05	1	391133	12/27/25	12/27/25	LYZ
1,2-Dichloropropane	ND		ug/L	5.0	0.1	1	391133	12/27/25	12/27/25	LYZ
Bromodichloromethane	ND		ug/L	5.0	0.09	1	391133	12/27/25	12/27/25	LYZ
Dibromomethane	ND		ug/L	5.0	0.1	1	391133	12/27/25	12/27/25	LYZ
4-Methyl-2-Pentanone	ND		ug/L	5.0	1.0	1	391133	12/27/25	12/27/25	LYZ
cis-1,3-Dichloropropene	ND		ug/L	5.0	0.06	1	391133	12/27/25	12/27/25	LYZ
Toluene	ND		ug/L	5.0	0.06	1	391133	12/27/25	12/27/25	LYZ

Results for any subcontracted analyses are not included in this section.

ENTHALPY ANALYTICAL

Analysis Results for 549733

549733-001 Analyte	Result	Qual	Units	RL	MDL	DF	Batch	Prepared	Analyzed	Chemist
trans-1,3-Dichloropropene	ND		ug/L	5.0	0.08	1	391133	12/27/25	12/27/25	LYZ
1,1,2-Trichloroethane	ND		ug/L	5.0	0.2	1	391133	12/27/25	12/27/25	LYZ
1,3-Dichloropropane	ND		ug/L	5.0	0.1	1	391133	12/27/25	12/27/25	LYZ
Tetrachloroethene	ND		ug/L	5.0	0.1	1	391133	12/27/25	12/27/25	LYZ
Dibromochloromethane	ND		ug/L	5.0	0.09	1	391133	12/27/25	12/27/25	LYZ
1,2-Dibromoethane	ND		ug/L	5.0	0.1	1	391133	12/27/25	12/27/25	LYZ
Chlorobenzene	ND		ug/L	5.0	0.09	1	391133	12/27/25	12/27/25	LYZ
1,1,1,2-Tetrachloroethane	ND		ug/L	5.0	0.1	1	391133	12/27/25	12/27/25	LYZ
Ethylbenzene	ND		ug/L	5.0	0.09	1	391133	12/27/25	12/27/25	LYZ
m,p-Xylenes	ND		ug/L	5.0	0.1	1	391133	12/27/25	12/27/25	LYZ
o-Xylene	ND		ug/L	5.0	0.06	1	391133	12/27/25	12/27/25	LYZ
Styrene	ND		ug/L	5.0	0.09	1	391133	12/27/25	12/27/25	LYZ
Bromoform	ND		ug/L	5.0	0.07	1	391133	12/27/25	12/27/25	LYZ
Isopropylbenzene	ND		ug/L	5.0	0.05	1	391133	12/27/25	12/27/25	LYZ
1,1,2,2-Tetrachloroethane	ND		ug/L	5.0	0.07	1	391133	12/27/25	12/27/25	LYZ
1,2,3-Trichloropropane	ND		ug/L	5.0	0.1	1	391133	12/27/25	12/27/25	LYZ
Propylbenzene	ND		ug/L	5.0	0.07	1	391133	12/27/25	12/27/25	LYZ
Bromobenzene	ND		ug/L	5.0	0.03	1	391133	12/27/25	12/27/25	LYZ
1,3,5-Trimethylbenzene	ND		ug/L	5.0	0.06	1	391133	12/27/25	12/27/25	LYZ
2-Chlorotoluene	ND		ug/L	5.0	0.05	1	391133	12/27/25	12/27/25	LYZ
4-Chlorotoluene	ND		ug/L	5.0	0.06	1	391133	12/27/25	12/27/25	LYZ
tert-Butylbenzene	ND		ug/L	5.0	0.03	1	391133	12/27/25	12/27/25	LYZ
1,2,4-Trimethylbenzene	ND		ug/L	5.0	0.03	1	391133	12/27/25	12/27/25	LYZ
sec-Butylbenzene	ND		ug/L	5.0	0.06	1	391133	12/27/25	12/27/25	LYZ
para-Isopropyl Toluene	ND		ug/L	5.0	0.07	1	391133	12/27/25	12/27/25	LYZ
1,3-Dichlorobenzene	ND		ug/L	5.0	0.06	1	391133	12/27/25	12/27/25	LYZ
1,4-Dichlorobenzene	ND		ug/L	5.0	0.09	1	391133	12/27/25	12/27/25	LYZ
n-Butylbenzene	ND		ug/L	5.0	0.06	1	391133	12/27/25	12/27/25	LYZ
1,2-Dichlorobenzene	ND		ug/L	5.0	0.09	1	391133	12/27/25	12/27/25	LYZ
1,2-Dibromo-3-Chloropropane	ND		ug/L	5.0	0.5	1	391133	12/27/25	12/27/25	LYZ
1,2,4-Trichlorobenzene	ND		ug/L	5.0	0.07	1	391133	12/27/25	12/27/25	LYZ
Hexachlorobutadiene	ND		ug/L	5.0	0.2	1	391133	12/27/25	12/27/25	LYZ
1,2,3-Trichlorobenzene	ND		ug/L	5.0	0.08	1	391133	12/27/25	12/27/25	LYZ
cis-1,4-Dichloro-2-butene	ND		ug/L	5.0	0.4	1	391133	12/27/25	12/27/25	LYZ
trans-1,4-Dichloro-2-butene	ND		ug/L	5.0	0.4	1	391133	12/27/25	12/27/25	LYZ
Xylene (total)	ND		ug/L	5.0		1	391133	12/27/25	12/27/25	LYZ
Surrogates				**Limits**						
Dibromofluoromethane	96%		%REC	70-130		1	391133	12/27/25	12/27/25	LYZ
1,2-Dichloroethane-d4	99%		%REC	70-130		1	391133	12/27/25	12/27/25	LYZ
Toluene-d8	100%		%REC	70-130		1	391133	12/27/25	12/27/25	LYZ
Bromofluorobenzene	98%		%REC	70-130		1	391133	12/27/25	12/27/25	LYZ
Method: EPA 8270C-SIM Prep Method: EPA 3535										
1,4-Dioxane	ND		ug/L	1.0	0.87	1	391062	12/26/25	12/29/25	MSS
Surrogates				**Limits**						
1,4-Dioxane-d8 (SUR)	96%		%REC	80-120		1	391062	12/26/25	12/29/25	MSS
Method: EPA 8270C Prep Method: EPA 3510C										
Carbazole	ND		ug/L	20	5.5	2	391341	12/30/25	12/31/25	ZFA
N-Nitrosodimethylamine	ND		ug/L	20	5.8	2	391341	12/30/25	12/31/25	ZFA

Results for any subcontracted analyses are not included in this section.

ENTHALPY ANALYTICAL

Analysis Results for 549733

549733-001 Analyte	Result	Qual	Units	RL	MDL	DF	Batch	Prepared	Analyzed	Chemist
Aniline	ND		ug/L	20	5.7	2	391341	12/30/25	12/31/25	ZFA
bis(2-Chloroethyl)ether	ND		ug/L	50	7.4	2	391341	12/30/25	12/31/25	ZFA
2-Chlorophenol	ND		ug/L	20	7.2	2	391341	12/30/25	12/31/25	ZFA
1,3-Dichlorobenzene	ND		ug/L	20	6.5	2	391341	12/30/25	12/31/25	ZFA
1,4-Dichlorobenzene	ND		ug/L	20	6.8	2	391341	12/30/25	12/31/25	ZFA
Benzyl alcohol	ND		ug/L	50	12	2	391341	12/30/25	12/31/25	ZFA
1,2-Dichlorobenzene	ND		ug/L	20	6.7	2	391341	12/30/25	12/31/25	ZFA
bis(2-Chloroisopropyl) ether	ND		ug/L	20	7.7	2	391341	12/30/25	12/31/25	ZFA
N-Nitroso-di-n-propylamine	ND		ug/L	20	7.7	2	391341	12/30/25	12/31/25	ZFA
Hexachloroethane	ND		ug/L	20	6.0	2	391341	12/30/25	12/31/25	ZFA
Nitrobenzene	ND		ug/L	50	17	2	391341	12/30/25	12/31/25	ZFA
Isophorone	ND		ug/L	20	7.4	2	391341	12/30/25	12/31/25	ZFA
2-Nitrophenol	ND		ug/L	20	11	2	391341	12/30/25	12/31/25	ZFA
2,4-Dimethylphenol	ND		ug/L	20	6.5	2	391341	12/30/25	12/31/25	ZFA
bis(2-Chloroethoxy)methane	ND		ug/L	20	7.3	2	391341	12/30/25	12/31/25	ZFA
2,4-Dichlorophenol	ND		ug/L	20	7.4	2	391341	12/30/25	12/31/25	ZFA
1,2,4-Trichlorobenzene	ND		ug/L	20	6.9	2	391341	12/30/25	12/31/25	ZFA
4-Chloroaniline	ND		ug/L	20	6.2	2	391341	12/30/25	12/31/25	ZFA
Hexachlorobutadiene	ND		ug/L	20	4.4	2	391341	12/30/25	12/31/25	ZFA
4-Chloro-3-methylphenol	ND		ug/L	20	7.2	2	391341	12/30/25	12/31/25	ZFA
2-Methylnaphthalene	ND		ug/L	20	6.7	2	391341	12/30/25	12/31/25	ZFA
Hexachlorocyclopentadiene	ND		ug/L	50	16	2	391341	12/30/25	12/31/25	ZFA
2,4,6-Trichlorophenol	ND		ug/L	20	8.1	2	391341	12/30/25	12/31/25	ZFA
2,4,5-Trichlorophenol	ND		ug/L	20	7.4	2	391341	12/30/25	12/31/25	ZFA
2-Chloronaphthalene	ND		ug/L	20	6.8	2	391341	12/30/25	12/31/25	ZFA
2-Nitroaniline	ND		ug/L	100	8.7	2	391341	12/30/25	12/31/25	ZFA
Dimethylphthalate	ND		ug/L	20	6.9	2	391341	12/30/25	12/31/25	ZFA
Acenaphthylene	ND		ug/L	20	7.7	2	391341	12/30/25	12/31/25	ZFA
2,6-Dinitrotoluene	ND		ug/L	20	8.9	2	391341	12/30/25	12/31/25	ZFA
3-Nitroaniline	ND		ug/L	20	8.0	2	391341	12/30/25	12/31/25	ZFA
Acenaphthene	ND		ug/L	20	6.5	2	391341	12/30/25	12/31/25	ZFA
2,4-Dinitrophenol	ND		ug/L	100	30	2	391341	12/30/25	12/31/25	ZFA
4-Nitrophenol	ND		ug/L	20	17	2	391341	12/30/25	12/31/25	ZFA
Dibenzofuran	ND		ug/L	20	6.4	2	391341	12/30/25	12/31/25	ZFA
2,4-Dinitrotoluene	ND		ug/L	20	8.5	2	391341	12/30/25	12/31/25	ZFA
Diethylphthalate	ND		ug/L	20	5.8	2	391341	12/30/25	12/31/25	ZFA
Fluorene	ND		ug/L	20	6.2	2	391341	12/30/25	12/31/25	ZFA
4-Chlorophenyl-phenylether	ND		ug/L	20	6.1	2	391341	12/30/25	12/31/25	ZFA
4-Nitroaniline	ND		ug/L	20	6.7	2	391341	12/30/25	12/31/25	ZFA
4,6-Dinitro-2-methylphenol	ND		ug/L	100	34	2	391341	12/30/25	12/31/25	ZFA
N-Nitrosodiphenylamine	ND		ug/L	20	7.9	2	391341	12/30/25	12/31/25	ZFA
1,2-diphenylhydrazine (as azobenzene)	ND		ug/L	20	5.8	2	391341	12/30/25	12/31/25	ZFA
4-Bromophenyl-phenylether	ND		ug/L	20	6.6	2	391341	12/30/25	12/31/25	ZFA
Hexachlorobenzene	ND		ug/L	20	6.1	2	391341	12/30/25	12/31/25	ZFA
Pentachlorophenol	ND		ug/L	50	11	2	391341	12/30/25	12/31/25	ZFA
Phenanthrene	ND		ug/L	20	5.8	2	391341	12/30/25	12/31/25	ZFA
Anthracene	ND		ug/L	20	5.6	2	391341	12/30/25	12/31/25	ZFA
Di-n-butylphthalate	ND		ug/L	20	6.0	2	391341	12/30/25	12/31/25	ZFA
Fluoranthene	ND		ug/L	20	5.6	2	391341	12/30/25	12/31/25	ZFA
Benzidine	ND		ug/L	100	37	2	391341	12/30/25	12/31/25	ZFA
Pyrene	ND		ug/L	20	5.4	2	391341	12/30/25	12/31/25	ZFA

Results for any subcontracted analyses are not included in this section.

ENTHALPY ANALYTICAL

Analysis Results for 549733

549733-001 Analyte	Result	Qual	Units	RL	MDL	DF	Batch	Prepared	Analyzed	Chemist
Butylbenzylphthalate	ND		ug/L	20	7.3	2	391341	12/30/25	12/31/25	ZFA
3,3'-Dichlorobenzidine	ND		ug/L	50	10	2	391341	12/30/25	12/31/25	ZFA
Benzo(a)anthracene	ND		ug/L	20	4.8	2	391341	12/30/25	12/31/25	ZFA
Chrysene	ND		ug/L	20	4.9	2	391341	12/30/25	12/31/25	ZFA
bis(2-Ethylhexyl)phthalate	ND		ug/L	20	6.6	2	391341	12/30/25	12/31/25	ZFA
Di-n-octylphthalate	ND		ug/L	20	9.4	2	391341	12/30/25	12/31/25	ZFA
Benzo(b)fluoranthene	ND		ug/L	20	6.0	2	391341	12/30/25	12/31/25	ZFA
Benzo(k)fluoranthene	ND		ug/L	20	6.2	2	391341	12/30/25	12/31/25	ZFA
Benzo(a)pyrene	ND		ug/L	20	6.3	2	391341	12/30/25	12/31/25	ZFA
Indeno(1,2,3-cd)pyrene	ND		ug/L	20	8.5	2	391341	12/30/25	12/31/25	ZFA
Dibenz(a,h)anthracene	ND		ug/L	20	8.3	2	391341	12/30/25	12/31/25	ZFA
Benzo(g,h,i)perylene	ND		ug/L	20	8.2	2	391341	12/30/25	12/31/25	ZFA
Surrogates				**Limits**						
2-Fluorophenol	63%		%REC	15-120		2	391341	12/30/25	12/31/25	ZFA
Phenol-d6	37%		%REC	15-120		2	391341	12/30/25	12/31/25	ZFA
2,4,6-Tribromophenol	92%		%REC	15-140		2	391341	12/30/25	12/31/25	ZFA
Nitrobenzene-d5	93%		%REC	15-123		2	391341	12/30/25	12/31/25	ZFA
2-Fluorobiphenyl	78%		%REC	15-120		2	391341	12/30/25	12/31/25	ZFA
Terphenyl-d14	75%		%REC	15-120		2	391341	12/30/25	12/31/25	ZFA
Method: SM 4500-CN-E Prep Method: METHOD										
Cyanide	**0.0025**	B,J	mg/L	0.0050	0.0017	0.5	391320	12/30/25	12/31/25	JAK
Method: SM 4500-P-B5-E										
Phosphorus	**1.8**		mg/L	0.10	0.071	5	391411	12/31/25	01/05/26	RDL
Method: SM 4500-S2-D Prep Method: METHOD										
Sulfide	ND		mg/L	0.10		1	391121	12/26/25	12/26/25	TXC
Method: SM 5310B Prep Method: SM 5310B										
Total Organic Carbon	**34**		mg/L	1.0	0.49	1	391156	12/28/25	12/28/25	BDR
Method: SM 9221B Prep Method: METHOD										
Coliform, Total	**>1,600**		MPN/100ml	1.8		1	391013	12/24/25 13:40	12/26/25 14:04	BPH
Method: SM 9221F										
Coliform, E. Coli	**>1,600**		MPN/100ml	1.8		1	391013	12/24/25 13:40	12/26/25 14:04	BPH
Method: SM2130B										
Turbidity	**840**		NTU	1.0	0.62	5	391026	12/24/25 19:41	12/24/25 19:41	CDR
Method: SM2320B Prep Method: METHOD										
Bicarbonate	**81**		mg/L	2.4		1	391081	12/26/25	12/26/25	WWC
Alkalinity, Total as CaCO3	**92**		mg/L	2.0		1	391081	12/26/25	12/26/25	WWC
Method: SM2510B Prep Method: METHOD										
Specific Conductance	**810**		umhos/cm	1.0		1	391192	12/29/25	12/29/25	CDR
Method: SM2540C Prep Method: METHOD										
Total Dissolved Solids	**660**		mg/L	20		2	391172	12/29/25	12/31/25	CDR

Results for any subcontracted analyses are not included in this section.

ENTHALPY ANALYTICAL

Analysis Results for 549733

549733-001 Analyte	Result	Qual	Units	RL	MDL	DF	Batch	Prepared	Analyzed	Chemist
Method: SM2540D Prep Method: METHOD										
Total Suspended Solids	**1,400**		mg/L	0.5		1	391103	12/26/25	12/26/25	CKN
Method: SM5210B Prep Method: METHOD										
Biochemical Oxygen Demand	**8.8**		mg/L	3.0		1	390990	12/24/25 13:28	12/29/25 16:15	AAB
Method: SM5220D Prep Method: SM 5220D										
Chemical Oxygen Demand	**110**		mg/L	8.0	3.9	2	391311	12/31/25	12/31/25	ARM

> Value exceeds indicated concentration
B Contamination found in associated Method Blank
J Estimated value
ND Not Detected

Results for any subcontracted analyses are not included in this section.

ENTHALPY ANALYTICAL

Batch QC

Type: Blank	Lab ID: QC1326666	Batch: 391287
Matrix: Water	Method: EPA 1664A	Prep Method: METHOD

QC1326666 Analyte	Result	Qual	Units	RL	MDL	Prepared	Analyzed
Total Oil and Grease	ND		mg/L	5.0	0.97	12/30/25	12/31/25

Type: Lab Control Sample	Lab ID: QC1326667	Batch: 391287
Matrix: Water	Method: EPA 1664A	Prep Method: METHOD

QC1326667 Analyte	Result	Spiked	Units	Recovery	Qual	Limits
Total Oil and Grease	36.10	40.00	mg/L	90%		78-114

Type: Lab Control Sample Duplicate	Lab ID: QC1326668	Batch: 391287
Matrix: Water	Method: EPA 1664A	Prep Method: METHOD

QC1326668 Analyte	Result	Spiked	Units	Recovery	Qual	Limits	RPD	RPD Lim
Total Oil and Grease	35.00	40.00	mg/L	88%		78-114	3	18

Type: Blank	Lab ID: QC1325777	Batch: 391061
Matrix: Water	Method: EPA 200.7	Prep Method: EPA 3015A

QC1325777 Analyte	Result	Qual	Units	RL	MDL	Prepared	Analyzed
Calcium	ND		mg/L	0.10	0.0095	12/26/25	12/26/25
Iron	ND		mg/L	0.050	0.017	12/26/25	12/26/25
Magnesium	ND		mg/L	0.10	0.017	12/26/25	12/26/25
Potassium	ND		mg/L	0.50	0.20	12/26/25	12/26/25
Sodium	ND		mg/L	0.50	0.017	12/26/25	12/26/25

Type: Lab Control Sample	Lab ID: QC1325778	Batch: 391061
Matrix: Water	Method: EPA 200.7	Prep Method: EPA 3015A

QC1325778 Analyte	Result	Spiked	Units	Recovery	Qual	Limits
Calcium	19.67	20.40	mg/L	96%		85-115
Iron	0.3801	0.4000	mg/L	95%		85-115
Magnesium	20.63	20.40	mg/L	101%		85-115
Potassium	23.56	24.00	mg/L	98%		85-115
Sodium	20.05	20.40	mg/L	98%		85-115

ENTHALPY ANALYTICAL

Batch QC

Type:	Matrix Spike	Lab ID:	QC1325779	Batch:	391061
Matrix (Source ID):	Water (549730-001)	Method:	EPA 200.7	Prep Method:	EPA 3015A

QC1325779 Analyte	Result	Source Sample Result	Spiked	Units	Recovery	Qual	Limits	DF
Calcium	128.1	109.8	20.40	mg/L	90%	NM	75-125	1
Iron	77.68	68.15	0.4000	mg/L	2382%	NM	75-125	10
Magnesium	56.71	34.36	20.40	mg/L	110%		75-125	1
Potassium	55.73	31.63	24.00	mg/L	100%		75-125	1
Sodium	66.06	46.45	20.40	mg/L	96%		75-125	1

Type:	Matrix Spike Duplicate	Lab ID:	QC1325780	Batch:	391061
Matrix (Source ID):	Water (549730-001)	Method:	EPA 200.7	Prep Method:	EPA 3015A

QC1325780 Analyte	Result	Source Sample Result	Spiked	Units	Recovery	Qual	Limits	RPD	RPD Lim	DF
Calcium	129.1	109.8	20.40	mg/L	95%	NM	75-125	1	20	1
Iron	86.84	68.15	0.4000	mg/L	4670%	NM	75-125	11	20	10
Magnesium	59.64	34.36	20.40	mg/L	124%		75-125	5	20	1
Potassium	57.68	31.63	24.00	mg/L	109%		75-125	3	20	1
Sodium	67.02	46.45	20.40	mg/L	101%		75-125	1	20	1

Type:	Serial Dilution	Lab ID:	QC1325842	Batch:	391061
Matrix (Source ID):	Water (549730-001)	Method:	EPA 200.7	Prep Method:	EPA 3015A

QC1325842 Analyte	Result	Source Sample Result	Units	Qual	RPD	RPD Lim	DF
Calcium	115.4	109.8	mg/L				5
Iron	69.67	68.15	mg/L				50
Magnesium	36.21	34.36	mg/L				5
Potassium	31.55	31.63	mg/L				5
Sodium	47.70	46.45	mg/L				5

ENTHALPY ANALYTICAL

Batch QC

Type:	**Blank**	**Lab ID:**	**QC1325569**	**Batch:**	**391007**
Matrix:	**Water**	**Method:**	**EPA 200.8**	**Prep Method:**	**EPA 3015A**

QC1325569 Analyte	Result	Qual	Units	RL	MDL	Prepared	Analyzed
Antimony	ND		ug/L	2.0	0.31	12/24/25	12/24/25
Arsenic	ND		ug/L	2.0	0.21	12/24/25	12/24/25
Barium	ND		ug/L	5.0	0.33	12/24/25	12/24/25
Beryllium	ND		ug/L	1.0	0.062	12/24/25	12/24/25
Boron	ND		ug/L	10	5.7	12/24/25	12/26/25
Cadmium	ND		ug/L	1.0	0.11	12/24/25	12/24/25
Chromium	ND		ug/L	5.0	0.34	12/24/25	12/24/25
Cobalt	ND		ug/L	1.0	0.068	12/24/25	12/24/25
Copper	ND		ug/L	3.0	0.71	12/24/25	12/24/25
Lead	ND		ug/L	5.0	0.16	12/24/25	12/24/25
Manganese	ND		ug/L	10	1.7	12/24/25	12/24/25
Nickel	ND		ug/L	5.0	1.3	12/24/25	12/24/25
Selenium	ND		ug/L	4.0	1.6	12/24/25	12/24/25
Silver	ND		ug/L	5.0	0.50	12/24/25	12/24/25
Thallium	ND		ug/L	1.0	0.42	12/24/25	12/24/25
Tin	ND		ug/L	5.0	1.5	12/24/25	12/26/25
Vanadium	ND		ug/L	5.0	0.26	12/24/25	12/24/25
Zinc	ND		ug/L	10	7.6	12/24/25	12/24/25

Type:	**Lab Control Sample**	**Lab ID:**	**QC1325570**	**Batch:**	**391007**
Matrix:	**Water**	**Method:**	**EPA 200.8**	**Prep Method:**	**EPA 3015A**

QC1325570 Analyte	Result	Spiked	Units	Recovery	Qual	Limits
Antimony	104.4	100.0	ug/L	104%		85-115
Arsenic	93.90	100.0	ug/L	94%		85-115
Barium	95.55	100.0	ug/L	96%		85-115
Beryllium	95.29	100.0	ug/L	95%		85-115
Boron	91.33	100.0	ug/L	91%		85-115
Cadmium	91.74	100.0	ug/L	92%		85-115
Chromium	93.91	100.0	ug/L	94%		85-115
Cobalt	98.33	100.0	ug/L	98%		85-115
Copper	96.33	100.0	ug/L	96%		85-115
Lead	96.34	100.0	ug/L	96%		85-115
Manganese	96.93	100.0	ug/L	97%		85-115
Nickel	96.50	100.0	ug/L	96%		85-115
Selenium	95.27	100.0	ug/L	95%		85-115
Silver	49.00	50.00	ug/L	98%		85-115
Thallium	91.98	100.0	ug/L	92%		85-115
Tin	97.51	100.0	ug/L	98%		85-115
Vanadium	95.09	100.0	ug/L	95%		85-115
Zinc	93.29	100.0	ug/L	93%		85-115

ENTHALPY ANALYTICAL

Batch QC

Type:	Matrix Spike	Lab ID:	QC1325571	Batch:	391007
Matrix (Source ID):	Water (549731-003)	Method:	EPA 200.8	Prep Method:	EPA 3015A

QC1325571 Analyte	Result	Source Sample Result	Spiked	Units	Recovery	Qual	Limits	DF
Antimony	115.4	2.732	100.0	ug/L	113%		70-130	10
Arsenic	106.1	2.661	100.0	ug/L	103%		70-130	10
Barium	131.4	20.38	100.0	ug/L	111%		70-130	10
Beryllium	98.85	ND	100.0	ug/L	99%		70-130	10
Boron	352.9	283.5	100.0	ug/L	69%	NM	70-130	10
Cadmium	99.38	ND	100.0	ug/L	99%		70-130	10
Chromium	107.4	1.744	100.0	ug/L	106%		70-130	10
Cobalt	109.6	0.9720	100.0	ug/L	109%		70-130	10
Copper	131.3	18.42	100.0	ug/L	113%		70-130	10
Lead	101.7	2.473	100.0	ug/L	99%		70-130	10
Manganese	143.1	35.74	100.0	ug/L	107%		70-130	10
Nickel	124.4	10.93	100.0	ug/L	113%		70-130	10
Selenium	86.53	ND	100.0	ug/L	87%		70-130	10
Silver	55.18	ND	50.00	ug/L	110%		70-130	10
Thallium	95.68	ND	100.0	ug/L	96%		70-130	10
Tin	75.79	0.6310	100.0	ug/L	75%		70-130	10
Vanadium	103.6	3.119	100.0	ug/L	100%		70-130	10
Zinc	367.5	240.6	100.0	ug/L	127%		70-130	10

Type:	Matrix Spike Duplicate	Lab ID:	QC1325572	Batch:	391007
Matrix (Source ID):	Water (549731-003)	Method:	EPA 200.8	Prep Method:	EPA 3015A

QC1325572 Analyte	Result	Source Sample Result	Spiked	Units	Recovery	Qual	Limits	RPD	RPD Lim	DF
Antimony	132.4	2.732	100.0	ug/L	130%		70-130	14	20	10
Arsenic	102.8	2.661	100.0	ug/L	100%		70-130	3	20	10
Barium	117.4	20.38	100.0	ug/L	97%		70-130	11	20	10
Beryllium	93.68	ND	100.0	ug/L	94%		70-130	5	20	10
Boron	343.9	283.5	100.0	ug/L	60%	NM	70-130	3	20	10
Cadmium	98.88	ND	100.0	ug/L	99%		70-130	1	20	10
Chromium	105.8	1.744	100.0	ug/L	104%		70-130	2	20	10
Cobalt	107.8	0.9720	100.0	ug/L	107%		70-130	2	20	10
Copper	125.7	18.42	100.0	ug/L	107%		70-130	4	20	10
Lead	100.6	2.473	100.0	ug/L	98%		70-130	1	20	10
Manganese	140.3	35.74	100.0	ug/L	105%		70-130	2	20	10
Nickel	119.7	10.93	100.0	ug/L	109%		70-130	4	20	10
Selenium	82.89	ND	100.0	ug/L	83%		70-130	4	20	10
Silver	50.02	ND	50.00	ug/L	100%		70-130	10	20	10
Thallium	96.53	ND	100.0	ug/L	97%		70-130	1	20	10
Tin	79.30	0.6310	100.0	ug/L	79%		70-130	5	20	10
Vanadium	103.2	3.119	100.0	ug/L	100%		70-130	0	20	10
Zinc	348.8	240.6	100.0	ug/L	108%		70-130	5	20	10

ENTHALPY ANALYTICAL

Batch QC

Type:	Matrix Spike	Lab ID:	QC1325573	Batch:	391007
Matrix (Source ID):	Water (549736-001)	Method:	EPA 200.8	Prep Method:	EPA 3015A

QC1325573 Analyte	Result	Source Sample Result	Spiked	Units	Recovery	Qual	Limits	DF
Antimony	105.9	1.048	100.0	ug/L	105%		70-130	10
Arsenic	106.8	5.774	100.0	ug/L	101%		70-130	10
Barium	114.1	17.00	100.0	ug/L	97%		70-130	10
Beryllium	99.08	ND	100.0	ug/L	99%		70-130	10
Boron	105.7	30.19	100.0	ug/L	76%		70-130	10
Cadmium	94.54	ND	100.0	ug/L	95%		70-130	10
Chromium	110.1	3.054	100.0	ug/L	107%		70-130	10
Cobalt	107.0	0.5300	100.0	ug/L	106%		70-130	10
Copper	118.0	11.27	100.0	ug/L	107%		70-130	10
Lead	98.91	1.531	100.0	ug/L	97%		70-130	10
Manganese	129.0	24.12	100.0	ug/L	105%		70-130	10
Nickel	109.1	2.882	100.0	ug/L	106%		70-130	10
Selenium	78.26	ND	100.0	ug/L	78%		70-130	10
Silver	48.78	ND	50.00	ug/L	98%		70-130	10
Thallium	98.64	ND	100.0	ug/L	99%		70-130	10
Tin	90.39	0.6830	100.0	ug/L	90%		70-130	10
Vanadium	103.6	3.907	100.0	ug/L	100%		70-130	10
Zinc	472.1	340.8	100.0	ug/L	131%	*	70-130	10

Type:	Matrix Spike Duplicate	Lab ID:	QC1325574	Batch:	391007
Matrix (Source ID):	Water (549736-001)	Method:	EPA 200.8	Prep Method:	EPA 3015A

QC1325574 Analyte	Result	Source Sample Result	Spiked	Units	Recovery	Qual	Limits	RPD	RPD Lim	DF
Antimony	113.4	1.048	100.0	ug/L	112%		70-130	7	20	10
Arsenic	107.2	5.774	100.0	ug/L	101%		70-130	0	20	10
Barium	117.4	17.00	100.0	ug/L	100%		70-130	3	20	10
Beryllium	98.91	ND	100.0	ug/L	99%		70-130	0	20	10
Boron	110.0	30.19	100.0	ug/L	80%		70-130	4	20	10
Cadmium	98.51	ND	100.0	ug/L	99%		70-130	4	20	10
Chromium	104.1	3.054	100.0	ug/L	101%		70-130	6	20	10
Cobalt	106.1	0.5300	100.0	ug/L	106%		70-130	1	20	10
Copper	116.0	11.27	100.0	ug/L	105%		70-130	2	20	10
Lead	101.1	1.531	100.0	ug/L	100%		70-130	2	20	10
Manganese	124.4	24.12	100.0	ug/L	100%		70-130	4	20	10
Nickel	108.7	2.882	100.0	ug/L	106%		70-130	0	20	10
Selenium	86.73	ND	100.0	ug/L	87%		70-130	10	20	10
Silver	52.06	ND	50.00	ug/L	104%		70-130	7	20	10
Thallium	97.21	ND	100.0	ug/L	97%		70-130	1	20	10
Tin	95.13	0.6830	100.0	ug/L	94%		70-130	5	20	10
Vanadium	101.4	3.907	100.0	ug/L	97%		70-130	2	20	10
Zinc	458.3	340.8	100.0	ug/L	117%		70-130	3	20	10

ENTHALPY ANALYTICAL

Batch QC

Type:	**Blank**	**Lab ID:**	**QC1325708**	**Batch:**	**391043**
Matrix:	**Water**	**Method:**	**EPA 245.1**	**Prep Method:**	**EPA 245.1**

QC1325708 Analyte	Result	Qual	Units	RL	MDL	Prepared	Analyzed
Mercury	ND		ug/L	0.40	0.032	12/26/25	12/26/25

Type:	**Lab Control Sample**	**Lab ID:**	**QC1325709**	**Batch:**	**391043**
Matrix:	**Water**	**Method:**	**EPA 245.1**	**Prep Method:**	**EPA 245.1**

QC1325709 Analyte	Result	Spiked	Units	Recovery	Qual	Limits
Mercury	5.001	5.000	ug/L	100%		85-115

Type:	**Matrix Spike**	**Lab ID:**	**QC1325710**	**Batch:**	**391043**
Matrix (Source ID):	**Water (549669-007)**	**Method:**	**EPA 245.1**	**Prep Method:**	**EPA 245.1**

QC1325710 Analyte	Result	Source Sample Result	Spiked	Units	Recovery	Qual	Limits	DF
Mercury	4.260	0.04522	5.000	ug/L	84%		75-125	1

Type:	**Matrix Spike Duplicate**	**Lab ID:**	**QC1325711**	**Batch:**	**391043**
Matrix (Source ID):	**Water (549669-007)**	**Method:**	**EPA 245.1**	**Prep Method:**	**EPA 245.1**

QC1325711 Analyte	Result	Source Sample Result	Spiked	Units	Recovery	Qual	Limits	RPD	RPD Lim	DF
Mercury	4.663	0.04522	5.000	ug/L	92%		75-125	9	20	1

Type:	**Matrix Spike**	**Lab ID:**	**QC1325712**	**Batch:**	**391043**
Matrix (Source ID):	**Water (549764-002)**	**Method:**	**EPA 245.1**	**Prep Method:**	**EPA 245.1**

QC1325712 Analyte	Result	Source Sample Result	Spiked	Units	Recovery	Qual	Limits	DF
Mercury	969.7	ND	1000	ug/L	97%		75-125	200

Type:	**Matrix Spike Duplicate**	**Lab ID:**	**QC1325713**	**Batch:**	**391043**
Matrix (Source ID):	**Water (549764-002)**	**Method:**	**EPA 245.1**	**Prep Method:**	**EPA 245.1**

QC1325713 Analyte	Result	Source Sample Result	Spiked	Units	Recovery	Qual	Limits	RPD	RPD Lim	DF
Mercury	888.3	ND	1000	ug/L	89%		75-125	9	20	200

ENTHALPY ANALYTICAL

Batch QC

Type:	**Blank**	**Lab ID:**	**QC1325582**	**Batch:**	**391008**
Matrix:	**Water**	**Method:**	**EPA 300.0**	**Prep Method:**	**METHOD**

QC1325582 Analyte	Result	Qual	Units	RL	MDL	Prepared	Analyzed
Fluoride	ND		mg/L	0.20	0.072	12/24/25 14:40	12/24/25 14:45
Chloride	ND		mg/L	1.0	0.27	12/24/25 14:40	12/24/25 14:45
Nitrogen, Nitrite	ND		mg/L	0.10	0.02	12/24/25 14:40	12/24/25 14:45
Bromide	ND		mg/L	0.30	0.060	12/24/25 14:40	12/24/25 14:45
Nitrogen, Nitrate	ND		mg/L	0.10	0.05	12/24/25 14:40	12/24/25 14:45
Sulfate	ND		mg/L	1.0	0.25	12/24/25 14:40	12/24/25 14:45

Type:	**Lab Control Sample**	**Lab ID:**	**QC1325583**	**Batch:**	**391008**
Matrix:	**Water**	**Method:**	**EPA 300.0**	**Prep Method:**	**METHOD**

QC1325583 Analyte	Result	Spiked	Units	Recovery	Qual	Limits
Fluoride	9.608	10.00	mg/L	96%		90-110
Chloride	46.84	50.00	mg/L	94%		90-110
Nitrogen, Nitrite	4.576	4.567	mg/L	100%		90-110
Bromide	14.64	15.00	mg/L	98%		90-110
Nitrogen, Nitrate	4.386	4.518	mg/L	97%		90-110
Sulfate	24.83	25.00	mg/L	99%		90-110

Type:	**Matrix Spike**	**Lab ID:**	**QC1325586**	**Batch:**	**391008**
Matrix (Source ID):	**Water (549746-001)**	**Method:**	**EPA 300.0**	**Prep Method:**	**METHOD**

QC1325586 Analyte	Result	Source Sample Result	Spiked	Units	Recovery	Qual	Limits	DF
Fluoride	17.53	ND	20.00	mg/L	88%		80-129	1
Chloride	100.7	0.6569	100.0	mg/L	100%		80-123	1
Nitrogen, Nitrite	9.306	ND	9.134	mg/L	102%		80-122	1
Bromide	14.80	ND	15.00	mg/L	99%		80-121	1
Nitrogen, Nitrate	9.532	0.5585	9.036	mg/L	99%		80-123	1
Sulfate	52.37	2.623	50.00	mg/L	99%		79-124	1

Type:	**Matrix Spike Duplicate**	**Lab ID:**	**QC1325587**	**Batch:**	**391008**
Matrix (Source ID):	**Water (549746-001)**	**Method:**	**EPA 300.0**	**Prep Method:**	**METHOD**

QC1325587 Analyte	Result	Source Sample Result	Spiked	Units	Recovery	Qual	Limits	RPD	RPD Lim	DF
Fluoride	17.80	ND	20.00	mg/L	89%		80-129	2	21	1
Chloride	101.6	0.6569	100.0	mg/L	101%		80-123	1	20	1
Nitrogen, Nitrite	9.400	ND	9.134	mg/L	103%		80-122	1	21	1
Bromide	14.94	ND	15.00	mg/L	100%		80-121	1	20	1
Nitrogen, Nitrate	9.610	0.5585	9.036	mg/L	100%		80-123	1	20	1
Sulfate	52.65	2.623	50.00	mg/L	100%		79-124	1	20	1

ENTHALPY ANALYTICAL

Batch QC

Type: Blank	Lab ID: QC1327674	Batch: 391593
Matrix: Water	Method: EPA 350.1	Prep Method: METHOD

QC1327674 Analyte	Result	Qual	Units	RL	MDL	Prepared	Analyzed
Ammonia-N	ND		mg/L	0.10	0.068	01/05/26	01/05/26

Type: Lab Control Sample	Lab ID: QC1327675	Batch: 391593
Matrix: Water	Method: EPA 350.1	Prep Method: METHOD

QC1327675 Analyte	Result	Spiked	Units	Recovery	Qual	Limits
Ammonia-N	0.9693	1.000	mg/L	97%		90-110

Type: Matrix Spike	Lab ID: QC1327676	Batch: 391593
Matrix (Source ID): Water (549813-002)	Method: EPA 350.1	Prep Method: METHOD

QC1327676 Analyte	Result	Source Sample Result	Spiked	Units	Recovery	Qual	Limits	DF
Ammonia-N	1.046	ND	1.000	mg/L	105%		90-110	1

Type: Matrix Spike Duplicate	Lab ID: QC1327677	Batch: 391593
Matrix (Source ID): Water (549813-002)	Method: EPA 350.1	Prep Method: METHOD

QC1327677 Analyte	Result	Source Sample Result	Spiked	Units	Recovery	Qual	Limits	RPD	RPD Lim	DF
Ammonia-N	1.013	ND	1.000	mg/L	101%		90-110	3	20	1

Type: Matrix Spike	Lab ID: QC1327684	Batch: 391593
Matrix (Source ID): Water (549813-006)	Method: EPA 350.1	Prep Method: METHOD

QC1327684 Analyte	Result	Source Sample Result	Spiked	Units	Recovery	Qual	Limits	DF
Ammonia-N	0.9370	ND	1.000	mg/L	94%		90-110	1

Type: Matrix Spike Duplicate	Lab ID: QC1327685	Batch: 391593
Matrix (Source ID): Water (549813-006)	Method: EPA 350.1	Prep Method: METHOD

QC1327685 Analyte	Result	Source Sample Result	Spiked	Units	Recovery	Qual	Limits	RPD	RPD Lim	DF
Ammonia-N	0.9160	ND	1.000	mg/L	92%		90-110	2	20	1

Type: Blank	Lab ID: QC1328033	Batch: 391723
Matrix: Water	Method: EPA 420.1	Prep Method: METHOD

QC1328033 Analyte	Result	Qual	Units	RL	MDL	Prepared	Analyzed
Total Phenolics	ND		mg/L	0.010	0.0065	01/06/26	01/06/26

ENTHALPY ANALYTICAL

Batch QC

Type: Lab Control Sample	**Lab ID:** QC1328034	**Batch:** 391723
Matrix: Water	**Method:** EPA 420.1	**Prep Method:** METHOD

QC1328034 Analyte	Result	Spiked	Units	Recovery	Qual	Limits
Total Phenolics	0.07800	0.08000	mg/L	98%		80-120

Type: Lab Control Sample Duplicate	**Lab ID:** QC1328035	**Batch:** 391723
Matrix: Water	**Method:** EPA 420.1	**Prep Method:** METHOD

QC1328035 Analyte	Result	Spiked	Units	Recovery	Qual	Limits	RPD	RPD Lim
Total Phenolics	0.07500	0.08000	mg/L	94%		80-120	4	20

ENTHALPY ANALYTICAL

Batch QC

Type: Blank	Lab ID: QC1326760	Batch: 391341
Matrix: Water		

QC1326760 Analyte	Result	Qual	Units	RL	MDL	Prepared	Analyzed
Method: EPA 625.1 Prep Method: EPA 3510C							
a-Terpineol	ND		ug/L	10	2.1	12/30/25	12/31/25
Pyridine	ND		ug/L	10	2.8	12/30/25	12/31/25
Phenol	ND		ug/L	10	2.1	12/30/25	12/31/25
2-Methylphenol	ND		ug/L	10	3.2	12/30/25	12/31/25
3-,4-Methylphenol	ND		ug/L	10	3.0	12/30/25	12/31/25
Benzoic acid	ND		ug/L	50	11	12/30/25	12/31/25
Naphthalene	ND		ug/L	10	3.6	12/30/25	12/31/25
Cresol	ND		ug/L	10		12/30/25	12/31/25
Method: EPA 8270C Prep Method: EPA 3510C							
Carbazole	ND		ug/L	10	2.8	12/30/25	12/31/25
N-Nitrosodimethylamine	ND		ug/L	10	2.9	12/30/25	12/31/25
Aniline	ND		ug/L	10	2.8	12/30/25	12/31/25
bis(2-Chloroethyl)ether	ND		ug/L	25	3.7	12/30/25	12/31/25
2-Chlorophenol	ND		ug/L	10	3.6	12/30/25	12/31/25
1,3-Dichlorobenzene	ND		ug/L	10	3.3	12/30/25	12/31/25
1,4-Dichlorobenzene	ND		ug/L	10	3.4	12/30/25	12/31/25
Benzyl alcohol	ND		ug/L	25	5.8	12/30/25	12/31/25
1,2-Dichlorobenzene	ND		ug/L	10	3.3	12/30/25	12/31/25
bis(2-Chloroisopropyl) ether	ND		ug/L	10	3.8	12/30/25	12/31/25
N-Nitroso-di-n-propylamine	ND		ug/L	10	3.9	12/30/25	12/31/25
Hexachloroethane	ND		ug/L	10	3.0	12/30/25	12/31/25
Nitrobenzene	ND		ug/L	25	8.4	12/30/25	12/31/25
Isophorone	ND		ug/L	10	3.7	12/30/25	12/31/25
2-Nitrophenol	ND		ug/L	10	5.4	12/30/25	12/31/25
2,4-Dimethylphenol	ND		ug/L	10	3.2	12/30/25	12/31/25
bis(2-Chloroethoxy)methane	ND		ug/L	10	3.7	12/30/25	12/31/25
2,4-Dichlorophenol	ND		ug/L	10	3.7	12/30/25	12/31/25
1,2,4-Trichlorobenzene	ND		ug/L	10	3.4	12/30/25	12/31/25
4-Chloroaniline	ND		ug/L	10	3.1	12/30/25	12/31/25
Hexachlorobutadiene	ND		ug/L	10	2.2	12/30/25	12/31/25
4-Chloro-3-methylphenol	ND		ug/L	10	3.6	12/30/25	12/31/25
2-Methylnaphthalene	ND		ug/L	10	3.4	12/30/25	12/31/25
Hexachlorocyclopentadiene	ND		ug/L	25	7.8	12/30/25	12/31/25
2,4,6-Trichlorophenol	ND		ug/L	10	4.1	12/30/25	12/31/25
2,4,5-Trichlorophenol	ND		ug/L	10	3.7	12/30/25	12/31/25
2-Chloronaphthalene	ND		ug/L	10	3.4	12/30/25	12/31/25
2-Nitroaniline	ND		ug/L	50	4.3	12/30/25	12/31/25
Dimethylphthalate	ND		ug/L	10	3.4	12/30/25	12/31/25
Acenaphthylene	ND		ug/L	10	3.9	12/30/25	12/31/25
2,6-Dinitrotoluene	ND		ug/L	10	4.4	12/30/25	12/31/25
3-Nitroaniline	ND		ug/L	10	4.0	12/30/25	12/31/25
Acenaphthene	ND		ug/L	10	3.2	12/30/25	12/31/25
2,4-Dinitrophenol	ND		ug/L	50	15	12/30/25	12/31/25
4-Nitrophenol	ND		ug/L	10	8.5	12/30/25	12/31/25

ENTHALPY ANALYTICAL

Batch QC

QC1326760 Analyte	Result	Qual	Units	RL	MDL	Prepared	Analyzed
Dibenzofuran	ND		ug/L	10	3.2	12/30/25	12/31/25
2,4-Dinitrotoluene	ND		ug/L	10	4.3	12/30/25	12/31/25
Diethylphthalate	ND		ug/L	10	2.9	12/30/25	12/31/25
Fluorene	ND		ug/L	10	3.1	12/30/25	12/31/25
4-Chlorophenyl-phenylether	ND		ug/L	10	3.1	12/30/25	12/31/25
4-Nitroaniline	ND		ug/L	10	3.3	12/30/25	12/31/25
4,6-Dinitro-2-methylphenol	ND		ug/L	50	17	12/30/25	12/31/25
N-Nitrosodiphenylamine	ND		ug/L	10	4.0	12/30/25	12/31/25
1,2-diphenylhydrazine (as azobenzene)	ND		ug/L	10	2.9	12/30/25	12/31/25
4-Bromophenyl-phenylether	ND		ug/L	10	3.3	12/30/25	12/31/25
Hexachlorobenzene	ND		ug/L	10	3.0	12/30/25	12/31/25
Pentachlorophenol	ND		ug/L	25	5.7	12/30/25	12/31/25
Phenanthrene	ND		ug/L	10	2.9	12/30/25	12/31/25
Anthracene	ND		ug/L	10	2.8	12/30/25	12/31/25
Di-n-butylphthalate	ND		ug/L	10	3.0	12/30/25	12/31/25
Fluoranthene	ND		ug/L	10	2.8	12/30/25	12/31/25
Benzidine	ND		ug/L	50	19	12/30/25	12/31/25
Pyrene	ND		ug/L	10	2.7	12/30/25	12/31/25
Butylbenzylphthalate	ND		ug/L	10	3.6	12/30/25	12/31/25
3,3'-Dichlorobenzidine	ND		ug/L	25	5.2	12/30/25	12/31/25
Benzo(a)anthracene	ND		ug/L	10	2.4	12/30/25	12/31/25
Chrysene	ND		ug/L	10	2.5	12/30/25	12/31/25
bis(2-Ethylhexyl)phthalate	ND		ug/L	10	3.3	12/30/25	12/31/25
Di-n-octylphthalate	ND		ug/L	10	4.7	12/30/25	12/31/25
Benzo(b)fluoranthene	ND		ug/L	10	3.0	12/30/25	12/31/25
Benzo(k)fluoranthene	ND		ug/L	10	3.1	12/30/25	12/31/25
Benzo(a)pyrene	ND		ug/L	10	3.1	12/30/25	12/31/25
Indeno(1,2,3-cd)pyrene	ND		ug/L	10	4.2	12/30/25	12/31/25
Dibenz(a,h)anthracene	ND		ug/L	10	4.2	12/30/25	12/31/25
Benzo(g,h,i)perylene	ND		ug/L	10	4.1	12/30/25	12/31/25
Surrogates				**Limits**			
2-Fluorophenol	56%		%REC	15-120		12/30/25	12/31/25
Phenol-d6	32%		%REC	15-120		12/30/25	12/31/25
2,4,6-Tribromophenol	86%		%REC	15-140		12/30/25	12/31/25
Nitrobenzene-d5	84%		%REC	15-123		12/30/25	12/31/25
2-Fluorobiphenyl	78%		%REC	15-120		12/30/25	12/31/25
Terphenyl-d14	98%		%REC	15-120		12/30/25	12/31/25

ENTHALPY ANALYTICAL

Batch QC

Type:	**Lab Control Sample**	**Lab ID:**	**QC1326761**	**Batch:**	**391341**
Matrix:	**Water**	**Method:**	**EPA 8270C**	**Prep Method:**	**EPA 3510C**

QC1326761 Analyte	Result	Spiked	Units	Recovery	Qual	Limits
Phenol	27.20	75.00	ug/L	36%		14-120
2-Chlorophenol	57.46	75.00	ug/L	77%		46-120
1,4-Dichlorobenzene	58.80	75.00	ug/L	78%		42-120
3-,4-Methylphenol	52.34	75.00	ug/L	70%		40-120
N-Nitroso-di-n-propylamine	65.91	75.00	ug/L	88%		54-121
2,4-Dimethylphenol	62.22	75.00	ug/L	83%		48-120
1,2,4-Trichlorobenzene	61.56	75.00	ug/L	82%		45-120
4-Chloro-3-methylphenol	68.32	75.00	ug/L	91%		60-121
2,4,5-Trichlorophenol	67.06	75.00	ug/L	89%		62-124
Acenaphthene	61.89	75.00	ug/L	83%		56-120
4-Nitrophenol	33.07	75.00	ug/L	44%		17-120
2,4-Dinitrotoluene	74.04	75.00	ug/L	99%		69-127
Pentachlorophenol	65.20	75.00	ug/L	87%		51-120
Pyrene	75.70	75.00	ug/L	101%		68-123
Chrysene	71.54	75.00	ug/L	95%		66-120
Benzo(b)fluoranthene	79.87	75.00	ug/L	106%		67-120
Surrogates						
2-Fluorophenol	22.94	40.00	ug/L	57%		15-120
Phenol-d6	14.45	40.00	ug/L	36%		15-120
2,4,6-Tribromophenol	38.80	40.00	ug/L	97%		15-140
Nitrobenzene-d5	34.90	40.00	ug/L	87%		15-123
2-Fluorobiphenyl	33.70	40.00	ug/L	84%		15-120
Terphenyl-d14	43.13	40.00	ug/L	108%		15-120

ENTHALPY ANALYTICAL

Batch QC

Type:	**Lab Control Sample Duplicate**	**Lab ID:**	**QC1326762**	**Batch:**	**391341**
Matrix:	**Water**	**Method:**	**EPA 8270C**	**Prep Method:**	**EPA 3510C**

QC1326762 Analyte	Result	Spiked	Units	Recovery	Qual	Limits	RPD	RPD Lim
Phenol	24.04	75.00	ug/L	32%		14-120	12	52
2-Chlorophenol	51.96	75.00	ug/L	69%		46-120	10	52
1,4-Dichlorobenzene	53.12	75.00	ug/L	71%		42-120	10	53
3-,4-Methylphenol	49.03	75.00	ug/L	65%		40-120	7	51
N-Nitroso-di-n-propylamine	64.87	75.00	ug/L	86%		54-121	2	52
2,4-Dimethylphenol	60.94	75.00	ug/L	81%		48-120	2	52
1,2,4-Trichlorobenzene	56.89	75.00	ug/L	76%		45-120	8	54
4-Chloro-3-methylphenol	67.30	75.00	ug/L	90%		60-121	2	47
2,4,5-Trichlorophenol	66.97	75.00	ug/L	89%		62-124	0	46
Acenaphthene	66.50	75.00	ug/L	89%		56-120	7	46
4-Nitrophenol	34.12	75.00	ug/L	45%		17-120	3	44
2,4-Dinitrotoluene	82.73	75.00	ug/L	110%		69-127	11	40
Pentachlorophenol	71.27	75.00	ug/L	95%		51-120	9	42
Pyrene	79.41	75.00	ug/L	106%		68-123	5	39
Chrysene	76.89	75.00	ug/L	103%		66-120	7	38
Benzo(b)fluoranthene	85.27	75.00	ug/L	114%		67-120	7	39
Surrogates								
2-Fluorophenol	19.55	40.00	ug/L	49%		15-120		
Phenol-d6	12.21	40.00	ug/L	31%		15-120		
2,4,6-Tribromophenol	43.27	40.00	ug/L	108%		15-140		
Nitrobenzene-d5	31.70	40.00	ug/L	79%		15-123		
2-Fluorobiphenyl	32.25	40.00	ug/L	81%		15-120		
Terphenyl-d14	44.38	40.00	ug/L	111%		15-120		

ENTHALPY ANALYTICAL

Batch QC

Type: Blank	Lab ID: QC1326135	Batch: 391164
Matrix: Water		

QC1326135 Analyte	Result	Qual	Units	RL	MDL	Prepared	Analyzed
Method: EPA 8081A Prep Method: EPA 3510C							
alpha-BHC	ND		ug/L	0.05	0.01	12/28/25	01/02/26
beta-BHC	ND		ug/L	0.05	0.01	12/28/25	01/02/26
gamma-BHC	ND		ug/L	0.05	0.008	12/28/25	01/02/26
delta-BHC	ND		ug/L	0.05	0.008	12/28/25	01/02/26
Heptachlor	ND		ug/L	0.05	0.02	12/28/25	01/02/26
Aldrin	ND		ug/L	0.05	0.02	12/28/25	01/02/26
Heptachlor epoxide	ND		ug/L	0.05	0.01	12/28/25	01/02/26
Endosulfan I	ND		ug/L	0.05	0.01	12/28/25	01/02/26
Dieldrin	ND		ug/L	0.1	0.01	12/28/25	01/02/26
4,4'-DDE	ND		ug/L	0.1	0.02	12/28/25	01/02/26
Endrin	ND		ug/L	0.1	0.01	12/28/25	01/02/26
Endosulfan II	ND		ug/L	0.1	0.01	12/28/25	01/02/26
Endosulfan sulfate	ND		ug/L	0.1	0.01	12/28/25	01/02/26
4,4'-DDD	ND		ug/L	0.1	0.02	12/28/25	01/02/26
Endrin aldehyde	ND		ug/L	0.1	0.02	12/28/25	01/02/26
Endrin ketone	ND		ug/L	0.1	0.02	12/28/25	01/02/26
4,4'-DDT	ND		ug/L	0.1	0.03	12/28/25	01/02/26
Methoxychlor	ND		ug/L	0.1	0.02	12/28/25	01/02/26
Toxaphene	ND		ug/L	2.0	0.6	12/28/25	01/02/26
Chlordane (Technical)	ND		ug/L	1.0	0.2	12/28/25	01/02/26
Surrogates				**Limits**			
TCMX	80%		%REC	29-120		12/28/25	01/02/26
Decachlorobiphenyl	111%		%REC	33-132		12/28/25	01/02/26
Method: EPA 8082 Prep Method: EPA 3510C							
Aroclor-1016	ND		ug/L	0.50	0.30	12/28/25	01/02/26
Aroclor-1221	ND		ug/L	0.50	0.35	12/28/25	01/02/26
Aroclor-1232	ND		ug/L	0.50	0.31	12/28/25	01/02/26
Aroclor-1242	ND		ug/L	0.50	0.41	12/28/25	01/02/26
Aroclor-1248	ND		ug/L	0.50	0.23	12/28/25	01/02/26
Aroclor-1254	ND		ug/L	0.50	0.35	12/28/25	01/02/26
Aroclor-1260	ND		ug/L	0.50	0.33	12/28/25	01/02/26
Aroclor-1262	ND		ug/L	0.50	0.40	12/28/25	01/02/26
Aroclor-1268	ND		ug/L	0.50	0.35	12/28/25	01/02/26
Surrogates				**Limits**			
Decachlorobiphenyl (PCB)	97%		%REC	28-138		12/28/25	01/02/26

ENTHALPY ANALYTICAL

Batch QC

Type:	**Lab Control Sample**	**Lab ID:**	**QC1326136**	**Batch:**	**391164**
Matrix:	**Water**	**Method:**	**EPA 8081A**	**Prep Method:**	**EPA 3510C**

QC1326136 Analyte	Result	Spiked	Units	Recovery	Qual	Limits
alpha-BHC	0.5056	0.5000	ug/L	101%		66-121
beta-BHC	0.5148	0.5000	ug/L	103%		73-120
gamma-BHC	0.5284	0.5000	ug/L	106%		68-125
delta-BHC	0.5067	0.5000	ug/L	101%		68-131
Heptachlor	0.4968	0.5000	ug/L	99%		63-120
Aldrin	0.4739	0.5000	ug/L	95%		56-120
Heptachlor epoxide	0.4759	0.5000	ug/L	95%		65-120
Endosulfan I	0.5002	0.5000	ug/L	100%		68-124
Dieldrin	0.4852	0.5000	ug/L	97%		66-124
4,4'-DDE	0.5087	0.5000	ug/L	102%		67-131
Endrin	0.5077	0.5000	ug/L	102%		68-135
Endosulfan II	0.5060	0.5000	ug/L	101%		71-130
Endosulfan sulfate	0.4924	0.5000	ug/L	98%		68-128
4,4'-DDD	0.4491	0.5000	ug/L	90%		65-130
Endrin aldehyde	0.4743	0.5000	ug/L	95%		67-124
Endrin ketone	0.5051	0.5000	ug/L	101%		69-137
4,4'-DDT	0.4808	0.5000	ug/L	96%		65-136
Methoxychlor	0.5280	0.5000	ug/L	106%		69-150
Surrogates						
TCMX	0.4326	0.5000	ug/L	87%		29-120
Decachlorobiphenyl	0.5334	0.5000	ug/L	107%		33-132

ENTHALPY ANALYTICAL

Batch QC

Type:	Lab Control Sample Duplicate	Lab ID:	QC1326137	Batch:	391164
Matrix:	Water	Method:	EPA 8081A	Prep Method:	EPA 3510C

QC1326137 Analyte	Result	Spiked	Units	Recovery	Qual	Limits	RPD	RPD Lim
alpha-BHC	0.4945	0.5000	ug/L	99%		66-121	2	20
beta-BHC	0.5117	0.5000	ug/L	102%		73-120	1	20
gamma-BHC	0.5200	0.5000	ug/L	104%		68-125	2	20
delta-BHC	0.5048	0.5000	ug/L	101%		68-131	0	20
Heptachlor	0.4939	0.5000	ug/L	99%		63-120	1	24
Aldrin	0.4617	0.5000	ug/L	92%		56-120	3	30
Heptachlor epoxide	0.4768	0.5000	ug/L	95%		65-120	0	20
Endosulfan I	0.5040	0.5000	ug/L	101%		68-124	1	20
Dieldrin	0.4903	0.5000	ug/L	98%		66-124	1	22
4,4'-DDE	0.5144	0.5000	ug/L	103%		67-131	1	21
Endrin	0.5135	0.5000	ug/L	103%		68-135	1	20
Endosulfan II	0.5161	0.5000	ug/L	103%		71-130	2	21
Endosulfan sulfate	0.4974	0.5000	ug/L	99%		68-128	1	21
4,4'-DDD	0.4644	0.5000	ug/L	93%		65-130	3	22
Endrin aldehyde	0.4789	0.5000	ug/L	96%		67-124	1	20
Endrin ketone	0.5135	0.5000	ug/L	103%		69-137	2	21
4,4'-DDT	0.4884	0.5000	ug/L	98%		65-136	2	23
Methoxychlor	0.5445	0.5000	ug/L	109%		69-150	3	23
Surrogates								
TCMX	0.4280	0.5000	ug/L	86%		29-120		
Decachlorobiphenyl	0.5563	0.5000	ug/L	111%		33-132		

Type:	Lab Control Sample	Lab ID:	QC1326138	Batch:	391164
Matrix:	Water	Method:	EPA 8082	Prep Method:	EPA 3510C

QC1326138 Analyte	Result	Spiked	Units	Recovery	Qual	Limits
Aroclor-1016	4.703	5.000	ug/L	94%		69-120
Aroclor-1260	4.570	5.000	ug/L	91%		72-124
Surrogates						
Decachlorobiphenyl (PCB)	0.4475	0.5000	ug/L	90%		28-138

Type:	Lab Control Sample Duplicate	Lab ID:	QC1326139	Batch:	391164
Matrix:	Water	Method:	EPA 8082	Prep Method:	EPA 3510C

QC1326139 Analyte	Result	Spiked	Units	Recovery	Qual	Limits	RPD	RPD Lim
Aroclor-1016	4.725	5.000	ug/L	94%		69-120	0	22
Aroclor-1260	4.752	5.000	ug/L	95%		72-124	4	25
Surrogates								
Decachlorobiphenyl (PCB)	0.4812	0.5000	ug/L	96%		28-138		

ENTHALPY ANALYTICAL

Batch QC

Type:	Lab Control Sample	Lab ID:	QC1326028	Batch:	391133
Matrix:	Water	Method:	EPA 8260B	Prep Method:	EPA 5030B

QC1326028 Analyte	Result	Spiked	Units	Recovery	Qual	Limits
1,1-Dichloroethene	47.15	50.00	ug/L	94%		69-128
MTBE	46.49	50.00	ug/L	93%		66-125
Benzene	45.17	50.00	ug/L	90%		76-121
Trichloroethene	46.72	50.00	ug/L	93%		76-124
Toluene	50.48	50.00	ug/L	101%		76-120
Chlorobenzene	47.43	50.00	ug/L	95%		78-120
Surrogates						
Dibromofluoromethane	49.24	50.00	ug/L	98%		70-130
1,2-Dichloroethane-d4	52.53	50.00	ug/L	105%		70-130
Toluene-d8	49.15	50.00	ug/L	98%		70-130
Bromofluorobenzene	49.11	50.00	ug/L	98%		70-130

Type:	Lab Control Sample Duplicate	Lab ID:	QC1326029	Batch:	391133
Matrix:	Water	Method:	EPA 8260B	Prep Method:	EPA 5030B

QC1326029 Analyte	Result	Spiked	Units	Recovery	Qual	Limits	RPD	RPD Lim
1,1-Dichloroethene	46.48	50.00	ug/L	93%		69-128	1	23
MTBE	45.74	50.00	ug/L	91%		66-125	2	22
Benzene	44.69	50.00	ug/L	89%		76-121	1	21
Trichloroethene	44.05	50.00	ug/L	88%		76-124	6	22
Toluene	48.05	50.00	ug/L	96%		76-120	5	21
Chlorobenzene	44.71	50.00	ug/L	89%		78-120	6	20
Surrogates								
Dibromofluoromethane	50.77	50.00	ug/L	102%		70-130		
1,2-Dichloroethane-d4	51.51	50.00	ug/L	103%		70-130		
Toluene-d8	49.59	50.00	ug/L	99%		70-130		
Bromofluorobenzene	47.99	50.00	ug/L	96%		70-130		

ENTHALPY ANALYTICAL

Batch QC

Type:	**Blank**	**Lab ID:**	**QC1326034**	**Batch:**	**391133**
Matrix:	**Water**	**Method:**	**EPA 8260B**	**Prep Method:**	**EPA 5030B**

QC1326034 Analyte	Result	Qual	Units	RL	MDL	Prepared	Analyzed
Carbon Disulfide	ND		ug/L	5.0	0.1	12/27/25	12/27/25
Chloroprene	ND		ug/L	200	0.4	12/27/25	12/27/25
3-Chloropropene	ND		ug/L	5.0	0.3	12/27/25	12/27/25
Ethyl methacrylate	ND		ug/L	50	2.1	12/27/25	12/27/25
Ethanol	ND		ug/L	500	110	12/27/25	12/27/25
2-Hexanone	ND		ug/L	5.0	1.1	12/27/25	12/27/25
Isopropanol (IPA)	ND		ug/L	200	52	12/27/25	12/27/25
Methyl acrylonitrile	ND		ug/L	35	3.7	12/27/25	12/27/25
Vinyl Acetate	ND		ug/L	50	15	12/27/25	12/27/25
Acrolein	ND		ug/L	200	2.7	12/27/25	12/27/25
Acrylonitrile	ND		ug/L	10	0.7	12/27/25	12/27/25
Freon 12	ND		ug/L	5.0	0.08	12/27/25	12/27/25
Chloromethane	ND		ug/L	5.0	0.09	12/27/25	12/27/25
Vinyl Chloride	ND		ug/L	5.0	0.06	12/27/25	12/27/25
Bromomethane	ND		ug/L	5.0	0.1	12/27/25	12/27/25
Chloroethane	ND		ug/L	5.0	0.1	12/27/25	12/27/25
Trichlorofluoromethane	ND		ug/L	5.0	0.05	12/27/25	12/27/25
Iodomethane	ND		ug/L	5.0		12/27/25	12/27/25
Acetone	ND		ug/L	100	5.0	12/27/25	12/27/25
Freon 113	ND		ug/L	5.0	0.1	12/27/25	12/27/25
1,1-Dichloroethene	ND		ug/L	5.0	0.09	12/27/25	12/27/25
Methylene Chloride	ND		ug/L	10	0.2	12/27/25	12/27/25
MTBE	ND		ug/L	5.0	0.08	12/27/25	12/27/25
trans-1,2-Dichloroethene	ND		ug/L	5.0	0.1	12/27/25	12/27/25
1,1-Dichloroethane	ND		ug/L	5.0	0.06	12/27/25	12/27/25
2-Butanone	ND		ug/L	10	1.5	12/27/25	12/27/25
cis-1,2-Dichloroethene	ND		ug/L	5.0	0.06	12/27/25	12/27/25
2,2-Dichloropropane	ND		ug/L	5.0	0.1	12/27/25	12/27/25
Chloroform	ND		ug/L	5.0	0.08	12/27/25	12/27/25
Bromochloromethane	ND		ug/L	5.0	0.2	12/27/25	12/27/25
1,1,1-Trichloroethane	ND		ug/L	5.0	0.07	12/27/25	12/27/25
1,1-Dichloropropene	ND		ug/L	5.0	0.07	12/27/25	12/27/25
Carbon Tetrachloride	ND		ug/L	5.0	0.07	12/27/25	12/27/25
1,2-Dichloroethane	ND		ug/L	5.0	0.1	12/27/25	12/27/25
Benzene	ND		ug/L	1.0	0.03	12/27/25	12/27/25
Trichloroethene	ND		ug/L	5.0	0.05	12/27/25	12/27/25
1,2-Dichloropropane	ND		ug/L	5.0	0.1	12/27/25	12/27/25
Bromodichloromethane	ND		ug/L	5.0	0.09	12/27/25	12/27/25
Dibromomethane	ND		ug/L	5.0	0.1	12/27/25	12/27/25
4-Methyl-2-Pentanone	ND		ug/L	5.0	1.0	12/27/25	12/27/25
cis-1,3-Dichloropropene	ND		ug/L	5.0	0.06	12/27/25	12/27/25
Toluene	ND		ug/L	5.0	0.06	12/27/25	12/27/25
trans-1,3-Dichloropropene	ND		ug/L	5.0	0.08	12/27/25	12/27/25
1,1,2-Trichloroethane	ND		ug/L	5.0	0.2	12/27/25	12/27/25
1,3-Dichloropropane	ND		ug/L	5.0	0.1	12/27/25	12/27/25
Tetrachloroethene	ND		ug/L	5.0	0.1	12/27/25	12/27/25
Dibromochloromethane	ND		ug/L	5.0	0.09	12/27/25	12/27/25

ENTHALPY ANALYTICAL

Batch QC

QC1326034 Analyte	Result	Qual	Units	RL	MDL	Prepared	Analyzed
1,2-Dibromoethane	ND		ug/L	5.0	0.1	12/27/25	12/27/25
Chlorobenzene	ND		ug/L	5.0	0.09	12/27/25	12/27/25
1,1,1,2-Tetrachloroethane	ND		ug/L	5.0	0.1	12/27/25	12/27/25
Ethylbenzene	ND		ug/L	5.0	0.09	12/27/25	12/27/25
m,p-Xylenes	ND		ug/L	5.0	0.1	12/27/25	12/27/25
o-Xylene	ND		ug/L	5.0	0.06	12/27/25	12/27/25
Styrene	ND		ug/L	5.0	0.09	12/27/25	12/27/25
Bromoform	ND		ug/L	5.0	0.07	12/27/25	12/27/25
Isopropylbenzene	ND		ug/L	5.0	0.05	12/27/25	12/27/25
1,1,2,2-Tetrachloroethane	ND		ug/L	5.0	0.07	12/27/25	12/27/25
1,2,3-Trichloropropane	ND		ug/L	5.0	0.1	12/27/25	12/27/25
Propylbenzene	ND		ug/L	5.0	0.07	12/27/25	12/27/25
Bromobenzene	ND		ug/L	5.0	0.03	12/27/25	12/27/25
1,3,5-Trimethylbenzene	ND		ug/L	5.0	0.06	12/27/25	12/27/25
2-Chlorotoluene	ND		ug/L	5.0	0.05	12/27/25	12/27/25
4-Chlorotoluene	ND		ug/L	5.0	0.06	12/27/25	12/27/25
tert-Butylbenzene	ND		ug/L	5.0	0.03	12/27/25	12/27/25
1,2,4-Trimethylbenzene	ND		ug/L	5.0	0.03	12/27/25	12/27/25
sec-Butylbenzene	ND		ug/L	5.0	0.06	12/27/25	12/27/25
para-Isopropyl Toluene	ND		ug/L	5.0	0.07	12/27/25	12/27/25
1,3-Dichlorobenzene	ND		ug/L	5.0	0.06	12/27/25	12/27/25
1,4-Dichlorobenzene	ND		ug/L	5.0	0.09	12/27/25	12/27/25
n-Butylbenzene	ND		ug/L	5.0	0.06	12/27/25	12/27/25
1,2-Dichlorobenzene	ND		ug/L	5.0	0.09	12/27/25	12/27/25
1,2-Dibromo-3-Chloropropane	ND		ug/L	5.0	0.5	12/27/25	12/27/25
1,2,4-Trichlorobenzene	ND		ug/L	5.0	0.07	12/27/25	12/27/25
Hexachlorobutadiene	ND		ug/L	5.0	0.2	12/27/25	12/27/25
1,2,3-Trichlorobenzene	ND		ug/L	5.0	0.08	12/27/25	12/27/25
cis-1,4-Dichloro-2-butene	ND		ug/L	5.0	0.4	12/27/25	12/27/25
trans-1,4-Dichloro-2-butene	ND		ug/L	5.0	0.4	12/27/25	12/27/25
Xylene (total)	ND		ug/L	5.0		12/27/25	12/27/25
Surrogates				**Limits**			
Dibromofluoromethane	95%		%REC	70-130		12/27/25	12/27/25
1,2-Dichloroethane-d4	96%		%REC	70-130		12/27/25	12/27/25
Toluene-d8	101%		%REC	70-130		12/27/25	12/27/25
Bromofluorobenzene	102%		%REC	70-130		12/27/25	12/27/25

ENTHALPY ANALYTICAL

Batch QC

Type:	Matrix Spike	Lab ID:	QC1326062	Batch:	391133
Matrix (Source ID):	Water (549575-001)	Method:	EPA 8260B	Prep Method:	EPA 5030B

QC1326062 Analyte	Result	Source Sample Result	Spiked	Units	Recovery	Qual	Limits	DF
1,1-Dichloroethene	12.47	ND	20.00	ug/L	62%		62-131	1
MTBE	12.83	ND	20.00	ug/L	64%		61-124	1
Benzene	12.16	ND	20.00	ug/L	61%	*	70-123	1
Trichloroethene	11.50	ND	20.00	ug/L	57%	*	65-131	1
Toluene	12.40	ND	20.00	ug/L	62%	*	69-120	1
Chlorobenzene	12.33	ND	20.00	ug/L	62%	*	72-121	1
Surrogates								
Dibromofluoromethane	50.78		50.00	ug/L	102%		70-130	1
1,2-Dichloroethane-d4	51.09		50.00	ug/L	102%		70-130	1
Toluene-d8	48.57		50.00	ug/L	97%		70-130	1
Bromofluorobenzene	49.60		50.00	ug/L	99%		70-130	1

Type:	Matrix Spike Duplicate	Lab ID:	QC1326063	Batch:	391133
Matrix (Source ID):	Water (549575-001)	Method:	EPA 8260B	Prep Method:	EPA 5030B

QC1326063 Analyte	Result	Source Sample Result	Spiked	Units	Recovery	Qual	Limits	RPD	RPD Lim	DF
1,1-Dichloroethene	13.02	ND	20.00	ug/L	65%		62-131	4	31	1
MTBE	13.58	ND	20.00	ug/L	68%		61-124	6	30	1
Benzene	12.72	ND	20.00	ug/L	64%	*	70-123	5	31	1
Trichloroethene	12.44	ND	20.00	ug/L	62%	*	65-131	8	31	1
Toluene	12.97	ND	20.00	ug/L	65%	*	69-120	5	29	1
Chlorobenzene	12.83	ND	20.00	ug/L	64%	*	72-121	4	29	1
Surrogates										
Dibromofluoromethane	50.82		50.00	ug/L	102%		70-130			1
1,2-Dichloroethane-d4	51.13		50.00	ug/L	102%		70-130			1
Toluene-d8	49.29		50.00	ug/L	99%		70-130			1
Bromofluorobenzene	50.28		50.00	ug/L	101%		70-130			1

Type:	Blank	Lab ID:	QC1326671	Batch:	391320
Matrix:	Water	Method:	SM 4500-CN-E	Prep Method:	METHOD

QC1326671 Analyte	Result	Qual	Units	RL	MDL	Prepared	Analyzed
Cyanide	ND		mg/L	0.0050	0.0017	12/30/25	12/31/25

Type:	Lab Control Sample	Lab ID:	QC1326672	Batch:	391320
Matrix:	Water	Method:	SM 4500-CN-E	Prep Method:	METHOD

QC1326672 Analyte	Result	Spiked	Units	Recovery	Qual	Limits
Cyanide	0.1066	0.1000	mg/L	107%		85-115

ENTHALPY ANALYTICAL

Batch QC

Type:	**Matrix Spike**	**Lab ID:**	**QC1326673**	**Batch:**	**391320**
Matrix (Source ID):	**Water (549637-003)**	**Method:**	**SM 4500-CN-E**	**Prep Method:**	**METHOD**

QC1326673 Analyte	Result	Source Sample Result	Spiked	Units	Recovery	Qual	Limits	DF
Cyanide	0.1007	ND	0.1000	mg/L	101%		80-120	0.5

Type:	**Matrix Spike Duplicate**	**Lab ID:**	**QC1326674**	**Batch:**	**391320**
Matrix (Source ID):	**Water (549637-003)**	**Method:**	**SM 4500-CN-E**	**Prep Method:**	**METHOD**

QC1326674 Analyte	Result	Source Sample Result	Spiked	Units	Recovery	Qual	Limits	RPD	RPD Lim	DF
Cyanide	0.1024	ND	0.1000	mg/L	102%		80-120	2	20	0.5

Type:	**Matrix Spike**	**Lab ID:**	**QC1326709**	**Batch:**	**391320**
Matrix (Source ID):	**Water (549849-001)**	**Method:**	**SM 4500-CN-E**	**Prep Method:**	**METHOD**

QC1326709 Analyte	Result	Source Sample Result	Spiked	Units	Recovery	Qual	Limits	DF
Cyanide	0.0008465	ND	0.1000	mg/L	0%	ND,NM	80-120	0.5

Type:	**Matrix Spike Duplicate**	**Lab ID:**	**QC1326710**	**Batch:**	**391320**
Matrix (Source ID):	**Water (549849-001)**	**Method:**	**SM 4500-CN-E**	**Prep Method:**	**METHOD**

QC1326710 Analyte	Result	Source Sample Result	Spiked	Units	Recovery	Qual	Limits	RPD	RPD Lim	DF
Cyanide	-0.0001608	ND	0.1000	mg/L	0%	ND,NM	80-120	294*	20	0.5

Type:	**Matrix Spike**	**Lab ID:**	**QC1327015**	**Batch:**	**391411**
Matrix (Source ID):	**Water (549813-006)**	**Method:**	**SM 4500-P-B5-E**		

QC1327015 Analyte	Result	Source Sample Result	Spiked	Units	Recovery	Qual	Limits	DF
Phosphorus	0.3890	ND	0.4000	mg/L	97%		75-125	1

Type:	**Matrix Spike Duplicate**	**Lab ID:**	**QC1327016**	**Batch:**	**391411**
Matrix (Source ID):	**Water (549813-006)**	**Method:**	**SM 4500-P-B5-E**		

QC1327016 Analyte	Result	Source Sample Result	Spiked	Units	Recovery	Qual	Limits	RPD	RPD Lim	DF
Phosphorus	0.3950	ND	0.4000	mg/L	99%		75-125	2	20	1

ENTHALPY ANALYTICAL

Batch QC

Type: Blank **Lab ID: QC1327017** **Batch: 391411**
Matrix: Water **Method: SM 4500-P-B5-E**

QC1327017 Analyte	Result	Qual	Units	RL	MDL	Prepared	Analyzed
Phosphorus	ND		mg/L	0.020	0.014	12/31/25	01/05/26

Type: Lab Control Sample **Lab ID: QC1327018** **Batch: 391411**
Matrix: Water **Method: SM 4500-P-B5-E**

QC1327018 Analyte	Result	Spiked	Units	Recovery	Qual	Limits
Phosphorus	0.4000	0.4000	mg/L	100%		80-120

Type: Blank **Lab ID: QC1325998** **Batch: 391121**
Matrix: Water **Method: SM 4500-S2-D** **Prep Method: METHOD**

QC1325998 Analyte	Result	Qual	Units	RL	MDL	Prepared	Analyzed
Sulfide	ND		mg/L	0.10		12/26/25	12/26/25

Type: Lab Control Sample **Lab ID: QC1325999** **Batch: 391121**
Matrix: Water **Method: SM 4500-S2-D** **Prep Method: METHOD**

QC1325999 Analyte	Result	Spiked	Units	Recovery	Qual	Limits
Sulfide	0.9000	1.000	mg/L	90%		90-110

Type: Matrix Spike **Lab ID: QC1326002** **Batch: 391121**
Matrix (Source ID): Water (549605-001) **Method: SM 4500-S2-D** **Prep Method: METHOD**

QC1326002 Analyte	Result	Source Sample Result	Spiked	Units	Recovery	Qual	Limits	DF
Sulfide	0.9000	ND	1.000	mg/L	90%		80-120	1

Type: Matrix Spike Duplicate **Lab ID: QC1326003** **Batch: 391121**
Matrix (Source ID): Water (549605-001) **Method: SM 4500-S2-D** **Prep Method: METHOD**

QC1326003 Analyte	Result	Source Sample Result	Spiked	Units	Recovery	Qual	Limits	RPD	RPD Lim	DF
Sulfide	0.9000	ND	1.000	mg/L	90%		80-120	0	20	1

Type: Blank **Lab ID: QC1326104** **Batch: 391156**
Matrix: Water **Method: SM 5310B** **Prep Method: SM 5310B**

QC1326104 Analyte	Result	Qual	Units	RL	MDL	Prepared	Analyzed
Total Organic Carbon	ND		mg/L	1.0	0.49	12/28/25	12/28/25

ENTHALPY ANALYTICAL

Batch QC

Type: Lab Control Sample	Lab ID: QC1326105	Batch: 391156
Matrix: Water	Method: SM 5310B	Prep Method: SM 5310B

QC1326105 Analyte	Result	Spiked	Units	Recovery	Qual	Limits
Total Organic Carbon	22.35	25.00	mg/L	89%		85-115

Type: Matrix Spike	Lab ID: QC1326124	Batch: 391156
Matrix (Source ID): Water (549566-001)	Method: SM 5310B	Prep Method: SM 5310B

QC1326124 Analyte	Result	Source Sample Result	Spiked	Units	Recovery	Qual	Limits	DF
Total Organic Carbon	26.64	2.724	25.00	mg/L	96%		75-125	1

Type: Matrix Spike Duplicate	Lab ID: QC1326125	Batch: 391156
Matrix (Source ID): Water (549566-001)	Method: SM 5310B	Prep Method: SM 5310B

QC1326125 Analyte	Result	Source Sample Result	Spiked	Units	Recovery	Qual	Limits	RPD	RPD Lim	DF
Total Organic Carbon	27.64	2.724	25.00	mg/L	100%		75-125	4	25	1

Type: Sample Duplicate	Lab ID: QC1325644	Batch: 391026
Matrix (Source ID): Water (549730-001)	Method: SM2130B	

QC1325644 Analyte	Result	Source Sample Result	Units	Qual	RPD	RPD Lim	DF
Turbidity	2,344	2348	NTU		0	20	4

Type: Blank	Lab ID: QC1325855	Batch: 391081
Matrix: Water	Method: SM2320B	Prep Method: METHOD

QC1325855 Analyte	Result	Qual	Units	RL	MDL	Prepared	Analyzed
Bicarbonate	ND		mg/L	2.0		12/26/25	12/26/25
Alkalinity, Total as CaCO3	ND		mg/L	2.0		12/26/25	12/26/25

Type: Lab Control Sample	Lab ID: QC1325856	Batch: 391081
Matrix: Water	Method: SM2320B	Prep Method: METHOD

QC1325856 Analyte	Result	Spiked	Units	Recovery	Qual	Limits
Alkalinity, Total as CaCO3	964.2	1000	mg/L	96%		90-110

ENTHALPY ANALYTICAL

Batch QC

Type:	Sample Duplicate	Lab ID:	QC1325858	Batch:	391081
Matrix (Source ID):	Water (549566-001)	Method:	SM2320B	Prep Method:	METHOD

QC1325858 Analyte	Result	Source Sample Result	Units	Qual	RPD	RPD Lim	DF
Bicarbonate	41.60	41.14	mg/L		1	20	1
Alkalinity, Total as CaCO3	34.10	33.72	mg/L		1	20	1

Type:	Sample Duplicate	Lab ID:	QC1326243	Batch:	391192
Matrix (Source ID):	Water (549730-001)	Method:	SM2510B	Prep Method:	METHOD

QC1326243 Analyte	Result	Source Sample Result	Units	Qual	RPD	RPD Lim	DF
Specific Conductance	543.2	535.5	umhos/cm		1	20	1

Type:	Sample Duplicate	Lab ID:	QC1326299	Batch:	391192
Matrix (Source ID):	Water (549322-001)	Method:	SM2510B	Prep Method:	METHOD

QC1326299 Analyte	Result	Source Sample Result	Units	Qual	RPD	RPD Lim	DF
Specific Conductance	16,510	16600	umhos/cm		1	20	1

Type:	Blank	Lab ID:	QC1326240	Batch:	391172
Matrix:	Water	Method:	SM2540C	Prep Method:	METHOD

QC1326240 Analyte	Result	Qual	Units	RL	MDL	Prepared	Analyzed
Total Dissolved Solids	ND		mg/L	20		12/29/25	12/31/25

Type:	Lab Control Sample	Lab ID:	QC1326241	Batch:	391172
Matrix:	Water	Method:	SM2540C	Prep Method:	METHOD

QC1326241 Analyte	Result	Spiked	Units	Recovery	Qual	Limits
Total Dissolved Solids	1,014	1000	mg/L	101%		90-110

Type:	Sample Duplicate	Lab ID:	QC1326242	Batch:	391172
Matrix (Source ID):	Water (549730-001)	Method:	SM2540C	Prep Method:	METHOD

QC1326242 Analyte	Result	Source Sample Result	Units	Qual	RPD	RPD Lim	DF
Total Dissolved Solids	472.0	442.0	mg/L		7*	5	2

Type:	Blank	Lab ID:	QC1325925	Batch:	391103
Matrix:	Water	Method:	SM2540D	Prep Method:	METHOD

QC1325925 Analyte	Result	Qual	Units	RL	MDL	Prepared	Analyzed
Total Suspended Solids	ND		mg/L	0.5		12/26/25	12/26/25

ENTHALPY ANALYTICAL

Batch QC

Type: Lab Control Sample	Lab ID: QC1325926	Batch: 391103
Matrix: Water	Method: SM2540D	Prep Method: METHOD

QC1325926 Analyte	Result	Spiked	Units	Recovery	Qual	Limits
Total Suspended Solids	99.30	100.0	mg/L	99%		90-110

Type: Lab Control Sample Duplicate	Lab ID: QC1325927	Batch: 391103
Matrix: Water	Method: SM2540D	Prep Method: METHOD

QC1325927 Analyte	Result	Spiked	Units	Recovery	Qual	Limits	RPD	RPD Lim
Total Suspended Solids	99.70	100.0	mg/L	100%		90-110	0	5

Type: Sample Duplicate	Lab ID: QC1325928	Batch: 391103
Matrix (Source ID): Water (549651-001)	Method: SM2540D	Prep Method: METHOD

QC1325928 Analyte	Result	Source Sample Result	Units	Qual	RPD	RPD Lim	DF
Total Suspended Solids	46.50	44.00	mg/L		6*	5	1

Type: Sample Duplicate	Lab ID: QC1325929	Batch: 391103
Matrix (Source ID): Water (549812-001)	Method: SM2540D	Prep Method: METHOD

QC1325929 Analyte	Result	Source Sample Result	Units	Qual	RPD	RPD Lim	DF
Total Suspended Solids	400.0	390.0	mg/L		3	5	1

Type: Blank	Lab ID: QC1325511	Batch: 390990
Matrix: Water	Method: SM5210B	Prep Method: METHOD

QC1325511 Analyte	Result	Qual	Units	RL	MDL	Prepared	Analyzed
Biochemical Oxygen Demand	ND		mg/L	3.0		12/24/25 13:28	12/29/25 16:15

Type: Lab Control Sample	Lab ID: QC1325512	Batch: 390990
Matrix: Water	Method: SM5210B	Prep Method: METHOD

QC1325512 Analyte	Result	Spiked	Units	Recovery	Qual	Limits
Biochemical Oxygen Demand	180.8	198.0	mg/L	91%		84.6-115.4

Type: Sample Duplicate	Lab ID: QC1325521	Batch: 390990
Matrix (Source ID): Water (549544-003)	Method: SM5210B	Prep Method: METHOD

QC1325521 Analyte	Result	Source Sample Result	Units	Qual	RPD	RPD Lim	DF
Biochemical Oxygen Demand	2,773	2423	mg/L		13	30	1

ENTHALPY ANALYTICAL

Batch QC

Type: Blank	**Lab ID:** QC1326675	**Batch:** 391311
Matrix: Water	**Method:** SM5220D	**Prep Method:** SM 5220D

QC1326675 Analyte	Result	Qual	Units	RL	MDL	Prepared	Analyzed
Chemical Oxygen Demand	ND		mg/L	4.0	2.0	12/31/25	12/31/25

Type: Lab Control Sample	**Lab ID:** QC1326676	**Batch:** 391311
Matrix: Water	**Method:** SM5220D	**Prep Method:** SM 5220D

QC1326676 Analyte	Result	Spiked	Units	Recovery	Qual	Limits
Chemical Oxygen Demand	100.0	100.0	mg/L	100%		90-110

Type: Matrix Spike	**Lab ID:** QC1326678	**Batch:** 391311
Matrix (Source ID): Water (549965-001)	**Method:** SM5220D	**Prep Method:** SM 5220D

QC1326678 Analyte	Result	Source Sample Result	Spiked	Units	Recovery	Qual	Limits	DF
Chemical Oxygen Demand	172.0	77.00	100.0	mg/L	95%		75-125	2

Type: Matrix Spike Duplicate	**Lab ID:** QC1326679	**Batch:** 391311
Matrix (Source ID): Water (549965-001)	**Method:** SM5220D	**Prep Method:** SM 5220D

QC1326679 Analyte	Result	Source Sample Result	Spiked	Units	Recovery	Qual	Limits	RPD	RPD Lim	DF
Chemical Oxygen Demand	174.0	77.00	100.0	mg/L	97%		75-125	1	20	2

* Value is outside QC limits
ND Not Detected
NM Not Meaningful

Laboratory Job Number 549733

Subcontracted Products

Pace Laboratories

Date of Report: 01/10/2026

David Tripp

Enthalpy Laboratories-Orange
931 West Barkley Avenue
Orange, CA 92868

Client Project:	EO-549733
Pace Project:	Chiquita Canyon Landfill Stormwater
Pace Work Order:	2522096
Invoice ID:	B529619

Enclosed are the results of analyses for samples received by the laboratory on 12/30/2025. If you have any questions concerning this report, please feel free to contact me.

Revised Report: This report supersedes Report ID 1001646184
Reason: Updated sample name

Sincerely,

Contact Person: Ragen Williams
Client Service Rep

Steven Bennett
Operations Manager

Table of Contents

Sample Information

Chain of Custody and Cooler Receipt form 3

Laboratory / Client Sample Cross Reference 5

Sample Results

2522096-01 - SOUTH

Organo-Phosphorus Pesticide Analysis (EPA Method 8141A) 6

Quality Control Reports

Organo-Phosphorus Pesticide Analysis (EPA Method 8141A)

Method Blank Analysis 7

Laboratory Control Sample 8

Notes

Notes and Definitions 9

ENTHALPY ANALYTICAL

931 West Barkley Ave
Orange, CA 92868
(714) 771-6900

2522096

Subcontract Laboratory:
Pace Laboratories
4100 Atlas Court
Bakersfield, CA 93308
ATTN: Ragen Schallock
PO #: Required, to be sent via email

2522096

Enthalpy Order: EO-549733
PM: David Tripp
Email: david.tripp@enthalpy.com
CC: incomingreports@enthalpy.com
Phone: 657-581-4710

Results Due: Standard TAT
Report Level: II
Report To: MDL
EDDs: ELM_TransferOut (Standard Excel Transfer EDD, 3 tabs)

Notes:
Chiquita Canyon Landfill

Sample ID	Collected	Lab ID	# Cont.	Matrix	Analysis Requested	Comment
OUTLET	24-DEC-2025 09:10	549733-001	1	Water	Organophosphorus Pesticides	

Notes:	Relinquished By:	Received By:
	[signature]	[signature]
	Date: 12.29.25 14:49	Date: 12/30/25 0923
	Date:	Date:
	Date:	Date:

1 of 1

PACE ANALYTICAL — COOLER RECEIPT FORM — Page 1 Of 1

Submission #: 2522096

SHIPPING INFORMATION
Fed Ex ☑ UPS ☐ GSO / GLS ☐ Hand Delivery ☐
Pace Lab Field Service ☐ Other ☐ (Specify)_____

SHIPPING CONTAINER
Ice Chest ☑ None ☐ Box ☐
Other ☐ (Specify)_____

FREE LIQUID
YES ☐ NO ☐
W / S

Refrigerant: Ice ☑ Blue Ice ☐ None ☐ Other ☐ Comments:

Custody Seals: Ice Chest ☐ Intact? Yes ☐ No ☐ | Containers ☐ Intact? Yes ☐ No ☐ | None ☑ Comments:

All samples received? Yes ☑ No ☐ All samples containers intact? Yes ☑ No ☐ Description(s) match COC? Yes ☐ No ☐

COC Received ☑ YES ☐ NO

Emissivity: 0.97 Container: NA Thermometer ID: 337 Date/Time 12/30/25

Temperature: (A) 1.9 °C / (C) 1.8 °C Analyst Init JTL 0923

SAMPLE CONTAINERS	SAMPLE NUMBERS 1	2	3	4	5	6	7	8	9	10
QT PE UNPRES										
4oz / 8oz / 16oz PE UNPRES										
2oz Cr+6										
QT INORGANIC CHEMICAL METALS										
INORGANIC CHEMICAL METALS 4oz / 8oz / 16oz										
PT CYANIDE										
PT NITROGEN FORMS										
PT TOTAL SULFIDE										
2oz. NITRATE / NITRITE										
PT TOTAL ORGANIC CARBON										
PT CHEMICAL OXYGEN DEMAND										
PtA PHENOLICS										
40ml VOA VIAL TRAVEL BLANK										
40ml VOA VIAL										
QT EPA 1664B										
PT ODOR										
RADIOLOGICAL										
BACTERIOLOGICAL										
40 ml VOA VIAL- 504										
QT EPA 508/608.3/8081A										
QT EPA 515.1/8151A										
QT EPA 525.2										
QT EPA 525.2 TRAVEL BLANK										
40ml EPA 547										
40ml EPA 531.1										
8oz EPA 548.1										
QT EPA 549.2										
QT EPA 8015M										
QT EPA 8270C										
8oz / 16oz / 32oz AMBER	(5) A									
8oz / 16oz / 32oz JAR										
SOIL SLEEVE										
PCB VIAL										
PLASTIC BAG										
TEDLAR BAG										
FERROUS IRON										
ENCORE										
SMART KIT										
SUMMA CANISTER										

CHK BY DWA SW DISTRIBUTION SUB OUT ☐

Comments:
Sample Numbering Completed By: JTL Date/Time: 0939 12/30/25
A = Actual / C = Corrected

Rev 23 05/20/22
[S:\WPDoc\WordPerfect\LAB_DOCS\FORMS\SAMREC rev 20]

The results in this report apply to the samples analyzed in accordance with the chain of custody document. This analytical report must be reproduced in its entirety.
All results listed in this report are for the exclusive use of the submitting party. Pace Analytical assumes no responsibility for report alteration, separation, detachment or third party interpretation.

Pace Analytical
ENVIRONMENTAL SCIENCES

Enthalpy Laboratories-Orange
931 West Barkley Avenue
Orange, CA 92868

Reported: 01/10/2026 19:20
Project: Chiquita Canyon Landfill Stormwater
Project Number: EO-549733
Project Manager: David Tripp

Laboratory / Client Sample Cross Reference

Laboratory	Client Sample Information			
2522096-01	**COC Number:**	—	**Receive Date:**	12/30/2025 09:23
	Project Number:	—	**Sampling Date:**	12/24/2025 09:10
	Sampling Location:	—	**Sample Depth:**	—
	Sampling Point:	SOUTH	**Lab Matrix:**	Water
	Sampled By:	client	**Sample Type:**	Water

Pace Analytical®
ENVIRONMENTAL SCIENCES

Enthalpy Laboratories-Orange
931 West Barkley Avenue
Orange, CA 92868

Reported: 01/10/2026 19:20
Project: Chiquita Canyon Landfill Stormwater
Project Number: EO-549733
Project Manager: David Tripp

Organo-Phosphorus Pesticide Analysis (EPA Method 8141A)

Pace Sample ID: 2522096-01 | **Client Sample Name:** SOUTH, 12/24/2025 9:10:00AM, client

Constituent	Result	Units	PQL	MDL	Method	MB Bias	Lab Quals	DCN
Azinphos methyl	ND	ug/L	0.50	0.12	EPA-8141A	ND		1
Bolstar	ND	ug/L	0.20	0.050	EPA-8141A	ND		1
Chlorpyrifos	ND	ug/L	0.20	0.050	EPA-8141A	ND		1
Coumaphos	ND	ug/L	0.50	0.11	EPA-8141A	ND		1
Demeton O/S	ND	ug/L	0.20	0.056	EPA-8141A	ND		1
Diazinon	ND	ug/L	0.20	0.050	EPA-8141A	ND		1
Dichlorvos	ND	ug/L	0.20	0.050	EPA-8141A	ND		1
Disulfoton	ND	ug/L	0.20	0.050	EPA-8141A	ND		1
Ethoprop	ND	ug/L	0.20	0.052	EPA-8141A	ND		1
Fensulfothion	ND	ug/L	0.20	0.051	EPA-8141A	ND		1
Fenthion	ND	ug/L	0.20	0.050	EPA-8141A	ND		1
Merphos	ND	ug/L	0.20	0.050	EPA-8141A	ND		1
Methyl parathion	ND	ug/L	0.20	0.050	EPA-8141A	ND		1
Mevinphos	ND	ug/L	0.20	0.050	EPA-8141A	ND		1
Naled	ND	ug/L	0.50	0.17	EPA-8141A	ND		1
Phorate	ND	ug/L	0.20	0.066	EPA-8141A	ND		1
Ronnel (Fenchlorphos)	ND	ug/L	0.20	0.050	EPA-8141A	ND		1
Stirophos (Tetrachlorvinphos)	ND	ug/L	0.20	0.082	EPA-8141A	ND		1
Tokuthion (Prothiofos)	ND	ug/L	0.20	0.050	EPA-8141A	ND		1
Trichloronate	ND	ug/L	0.20	0.050	EPA-8141A	ND		1
Triphenylphosphate (Surrogate)	26.0	%	50 - 130 (LCL - UCL)		EPA-8141A		S09	1

DCN	Method	Prep Date	Run Date/Time	Analyst	Instrument	Dilution	QC Batch ID	Prep Method
1	EPA-8141A	12/31/25 08:30	01/06/26 08:19	HAH	GC-18	1	B224902	EPA 3510C

DCN = Data Continuation Number

The results in this report apply to the samples analyzed in accordance with the chain of custody document. This analytical report must be reproduced in its entirety.
All results listed in this report are for the exclusive use of the submitting party. Pace Analytical assumes no responsibility for report alteration, separation, detachment or third party interpretation.

Pace Analytical
ENVIRONMENTAL SCIENCES

Enthalpy Laboratories-Orange
931 West Barkley Avenue
Orange, CA 92868

Reported: 01/10/2026 19:20
Project: Chiquita Canyon Landfill Stormwater
Project Number: EO-549733
Project Manager: David Tripp

Organo-Phosphorus Pesticide Analysis (EPA Method 8141A)

Quality Control Report - Method Blank Analysis

Constituent	QC Sample ID	MB Result	Units	PQL	MDL	Lab Quals	Run #
QC Batch ID: B224902							
Azinphos methyl	B224902-BLK1	ND	ug/L	0.50	0.12		1
Bolstar	B224902-BLK1	ND	ug/L	0.20	0.050		1
Chlorpyrifos	B224902-BLK1	ND	ug/L	0.20	0.050		1
Coumaphos	B224902-BLK1	ND	ug/L	0.50	0.11		1
Demeton O/S	B224902-BLK1	ND	ug/L	0.20	0.056		1
Diazinon	B224902-BLK1	ND	ug/L	0.20	0.050		1
Dichlorvos	B224902-BLK1	ND	ug/L	0.20	0.050		1
Disulfoton	B224902-BLK1	ND	ug/L	0.20	0.050		1
Ethoprop	B224902-BLK1	ND	ug/L	0.20	0.052		1
Fensulfothion	B224902-BLK1	ND	ug/L	0.20	0.051		1
Fenthion	B224902-BLK1	ND	ug/L	0.20	0.050		1
Merphos	B224902-BLK1	ND	ug/L	0.20	0.050		1
Methyl parathion	B224902-BLK1	ND	ug/L	0.20	0.050		1
Mevinphos	B224902-BLK1	ND	ug/L	0.20	0.050		1
Naled	B224902-BLK1	ND	ug/L	0.50	0.17		1
Phorate	B224902-BLK1	ND	ug/L	0.20	0.066		1
Ronnel (Fenchlorphos)	B224902-BLK1	ND	ug/L	0.20	0.050		1
Stirophos (Tetrachlorvinphos)	B224902-BLK1	ND	ug/L	0.20	0.082		1
Tokuthion (Prothiofos)	B224902-BLK1	ND	ug/L	0.20	0.050		1
Trichloronate	B224902-BLK1	ND	ug/L	0.20	0.050		1
Triphenylphosphate (Surrogate)	**B224902-BLK1**	**91.6**	%	**50 - 130 (LCL - UCL)**			1

Run #	QC Sample ID	QC Type	Method	Prep Date	Run Date Time	Analyst	Instrument	Dilution
1	B224902-BLK1	PB	EPA-8141A	12/31/25	01/06/26 03:53	HAH	GC-18	1

The results in this report apply to the samples analyzed in accordance with the chain of custody document. This analytical report must be reproduced in its entirety.
All results listed in this report are for the exclusive use of the submitting party. Pace Analytical assumes no responsibility for report alteration, separation, detachment or third party interpretation.

Pace Analytical
ENVIRONMENTAL SCIENCES

Enthalpy Laboratories-Orange
931 West Barkley Avenue
Orange, CA 92868

Reported: 01/10/2026 19:20
Project: Chiquita Canyon Landfill Stormwater
Project Number: EO-549733
Project Manager: David Tripp

Organo-Phosphorus Pesticide Analysis (EPA Method 8141A)

Quality Control Report - Laboratory Control Sample

Constituent	QC Sample ID	Type	Result	Spike Level	Units	Percent Recovery	RPD	Control Limits Percent Recovery	Control Limits RPD	Lab Quals	Run #
QC Batch ID: B224902											
Bolstar	B224902-BS1	LCS	1.7200	2.0000	ug/L	86.0		50 - 130			1
	B224902-BSD1	LCSD	1.6700	2.0000	ug/L	83.5	2.9	50 - 130	30		2
Chlorpyrifos	B224902-BS1	LCS	1.8450	2.0000	ug/L	92.2		60 - 120			1
	B224902-BSD1	LCSD	1.8150	2.0000	ug/L	90.8	1.6	60 - 120	30		2
Diazinon	B224902-BS1	LCS	1.6050	2.0000	ug/L	80.2		60 - 130			1
	B224902-BSD1	LCSD	1.8150	2.0000	ug/L	90.8	12.3	60 - 130	30		2
Methyl parathion	B224902-BS1	LCS	1.6800	2.0000	ug/L	84.0		60 - 120			1
	B224902-BSD1	LCSD	1.7050	2.0000	ug/L	85.2	1.5	60 - 120	30		2
Mevinphos	B224902-BS1	LCS	1.4050	2.0000	ug/L	70.2		50 - 120			1
	B224902-BSD1	LCSD	1.5000	2.0000	ug/L	75.0	6.5	50 - 120	30		2
Ronnel (Fenchlorphos)	B224902-BS1	LCS	1.7900	2.0000	ug/L	89.5		50 - 120			1
	B224902-BSD1	LCSD	1.8900	2.0000	ug/L	94.5	5.4	50 - 120	30		2
Stirophos (Tetrachlorvinphos)	B224902-BS1	LCS	1.7850	2.0000	ug/L	89.2		50 - 120			1
	B224902-BSD1	LCSD	1.8000	2.0000	ug/L	90.0	0.8	50 - 120	30		2
Triphenylphosphate (Surrogate)	B224902-BS1	LCS	2.3600	2.5000	ug/L	94.4		50 - 130			1
	B224902-BSD1	LCSD	2.1750	2.5000	ug/L	87.0	8.2	50 - 130			2

Run #	QC Sample ID	QC Type	Method	Prep Date	Run Date Time	Analyst	Instrument	Dilution
1	B224902-BS1	LCS	EPA-8141A	12/31/25	01/06/26 04:23	HAH	GC-18	1
2	B224902-BSD1	LCSD	EPA-8141A	12/31/25	01/06/26 04:52	HAH	GC-18	1

The results in this report apply to the samples analyzed in accordance with the chain of custody document. This analytical report must be reproduced in its entirety.
All results listed in this report are for the exclusive use of the submitting party. Pace Analytical assumes no responsibility for report alteration, separation, detachment or third party interpretation.

Pace Analytical
ENVIRONMENTAL SCIENCES

Enthalpy Laboratories-Orange 931 West Barkley Avenue Orange, CA 92868	**Reported:** 01/10/2026 19:20 Project: Chiquita Canyon Landfill Stormwater Project Number: EO-549733 Project Manager: David Tripp

Notes And Definitions

MDL	Method Detection Limit
ND	Analyte Not Detected
PQL	Practical Quantitation Limit
S09	The surrogate recovery for this compound was not within the control limits.

The results in this report apply to the samples analyzed in accordance with the chain of custody document. This analytical report must be reproduced in its entirety.
All results listed in this report are for the exclusive use of the submitting party. Pace Analytical assumes no responsibility for report alteration, separation, detachment or third party interpretation.

Laboratory Job Number 549733

Subcontracted Products

McCampbell Analytical, Inc.

McCampbell Analytical, Inc.

"When Quality Counts"

Analytical Report

WorkOrder: 2512J14

Report Created for: Enthalpy Analytical

931 West Barkley Avenue
Orange, CA 92868

Project Contact: David Tripp
Project P.O.: 079649
Project: EO-549733

Project Location:
Project Received: 12/30/2025

Analytical Report reviewed & approved for release on 01/06/2026 by:



Ana Venegas
Project Manager

The report shall not be reproduced except in full, without the written approval of the laboratory. The analytical results relate only to the items tested. Results reported conform to the most current regulatory standards, where applicable, unless otherwise stated.

1534 Willow Pass Rd. Pittsburg, CA 94565 ♦ TEL: (877) 252-9262 ♦ FAX: (925) 252-9269 ♦ www.mccampbell.com
CA ELAP 1644 ♦ ORELAP (NELAP) 4033 ♦ AIHA-LAP ID#232255 ♦ DoD-ELAP Cert # L22-757

McCampbell Analytical, Inc.
"When Quality Counts"

1534 Willow Pass Road, Pittsburg, CA 94565-1701
Toll Free Telephone: (877) 252-9262 / Fax: (925) 252-9269
http://www.mccampbell.com / E-mail: main@mccampbell.com

Glossary of Terms & Qualifier Definitions

Client: Enthalpy Analytical **WorkOrder:** 2512J14

Project: EO-549733

Glossary Abbreviation

%D	Serial Dilution Percent Difference
95% Interval	95% Confident Interval
CCV	Continuing Calibration Verification.
CCV REC (%)	% recovery of Continuing Calibration Verification.
CPT	Consumer Product Testing not NELAP Accredited
DF	Dilution Factor
DI WET	(DISTLC) Waste Extraction Test using DI water
DISS	Dissolved (direct analysis of 0.45 µm filtered and acidified water sample)
DLT	Dilution Test (Serial Dilution)
DUP	Duplicate
EDL	Estimated Detection Limit
ERS	External reference sample. Second source calibration verification.
ITEF	International Toxicity Equivalence Factor
LCS	Laboratory Control Sample
LCS2	Second LCS for the batch. Spike level is lower than that for the first LCS; applicable to method 1633.
LQL	Lowest Quantitation Level
MB	Method Blank
MB IS/SS % Rec	% Recovery of Internal Standard or Surrogate in Method Blank, if applicable
MB SS % Rec	% Recovery of Surrogate in Method Blank, if applicable
MDL	Method Detection Limit [1]
ML	Minimum Level of Quantitation
MS	Matrix Spike
MSD	Matrix Spike Duplicate
NA	Not Applicable
ND	Not detected at or above the indicated MDL or RL.
NR	Data Not Reported due to matrix interference or insufficient sample amount.
PDS	Post Digestion Spike
PF	Prep Factor
RD	Relative Difference
RL	Reporting Limit [2]
RPD	Relative Percent Difference
RRT	Relative Retention Time
RSD	Relative Standard Deviation
SNR	Surrogate is diluted out of the calibration range

[1] MDL is the minimum measured concentration of a substance that can be reported with 99% confidence that the measured concentration is distinguishable from method blank results. Definition and Procedure for the Determination of the Method Detection Limit, Revision 2, 40CFR, Part 136, Appendix B, EPA 821-R-16-006, December 2016. Values are based upon our default extraction volume/amount and are subject to change.

[2] RL is the lowest level that can be reliably determined within specified limits of precision and accuracy during routine laboratory operating conditions. (The RL cannot be lower than the lowest calibration standard used in the initial calibration of the instrument and must be greater than the MDL.) Values are based upon our default extraction volume/amount and are subject to change.

McCampbell Analytical, Inc.
"When Quality Counts"

1534 Willow Pass Road, Pittsburg, CA 94565-1701
Toll Free Telephone: (877) 252-9262 / Fax: (925) 252-9269
http://www.mccampbell.com / E-mail: main@mccampbell.com

Glossary of Terms & Qualifier Definitions

Client: Enthalpy Analytical **WorkOrder:** 2512J14

Project: EO-549733

SPK Val	Spike Value
SPKRef Val	Spike Reference Value
SPLP	Synthetic Precipitation Leachate Procedure
ST	Sorbent Tube
TCLP	Toxicity Characteristic Leachate Procedure
TEQ	Toxicity Equivalents
TNTC	"Too Numerous to Count;" greater than 250 colonies observed on the plate.
TPH-Diesel	Sample results for semi-volatile TPH (diesel, kerosene, oil, etc) were calculated using a background subtraction procedure to correct for instrument baseline rise (column bleed) as described in Sec 7.7.2.2 of EPA 8015 B, C.
TZA	TimeZone Net Adjustment for sample collected outside of MAI's Coordinated Universal Time (UTC). (Adjustment for Daylight Saving is not accounted.)
WET (STLC)	Waste Extraction Test (Soluble Threshold Limit Concentration)

Analytical Qualifiers

a3	Sample diluted due to high organic content interfering with quantitative/or qualitative analysis.
b1	Aqueous sample that contains greater than ~1 vol. % sediment

Quality Control Qualifiers

F5	LCS/LCSD recovery is outside of acceptance limits; however, the data is acceptable based upon the TNI allowable marginal exceedances.

McCampbell Analytical, Inc.
"When Quality Counts"

1534 Willow Pass Road, Pittsburg, CA 94565-1701
Toll Free Telephone: (877) 252-9262 / Fax: (925) 252-9269
http://www.mccampbell.com / E-mail: main@mccampbell.com

Analytical Report

Client:	Enthalpy Analytical	**WorkOrder:**	2512J14
Date Received:	12/30/2025 9:43	**Extraction Method:**	E8151A
Date Prepared:	12/31/2025	**Analytical Method:**	E8151A
Project:	EO-549733	**Unit:**	µg/L

Chlorinated Herbicides by GC-ECD

Client ID	Lab ID	Matrix	Date Collected	Instrument FileID	Batch ID
SOUTH	2512J14-001A	Water	12/24/2025 09:10	GC15A 01052621.D	332928

Analytes	Result	MDL	RL	DF	Date Analyzed
Acifluorfen	ND	5.3	10	10	01/05/2026 21:41
Bentazon	ND	3.2	10	10	01/05/2026 21:41
Chloramben	ND	6.4	10	10	01/05/2026 21:41
2,4-D (Dichlorophenoxyacetic acid)	ND	0.79	2.0	10	01/05/2026 21:41
2,4-DB	ND	4.2	10	10	01/05/2026 21:41
Dalapon	ND	7.7	10	10	01/05/2026 21:41
DCPA (mono & diacid)	ND	5.0	10	10	01/05/2026 21:41
Dicamba	ND	0.74	2.0	10	01/05/2026 21:41
3,5-Dichlorobenzoic Acid	ND	2.4	10	10	01/05/2026 21:41
Dichloroprop	ND	3.5	10	10	01/05/2026 21:41
Dinoseb (DNBP)	ND	3.0	10	10	01/05/2026 21:41
MCPA	ND	13	20	10	01/05/2026 21:41
MCPP	ND	12	20	10	01/05/2026 21:41
4-Nitrophenol	ND	7.7	10	10	01/05/2026 21:41
Pentachlorophenol (PCP)	ND	0.55	2.0	10	01/05/2026 21:41
Picloram	ND	3.8	10	10	01/05/2026 21:41
2,4,5-T (Trichlorophenoxy acetic acid)	ND	1.0	2.0	10	01/05/2026 21:41
2,4,5-TP (Silvex)	ND	1.6	5.0	10	01/05/2026 21:41

Surrogates	REC (%)	Limits	DF	
DCAA	97	60-140	10	01/05/2026 21:41

Analyst(s): DP

Analytical Comments: a3,b1

McCampbell Analytical, Inc.
"When Quality Counts"

1534 Willow Pass Road, Pittsburg, CA 94565-1701
Toll Free Telephone: (877) 252-9262 / Fax: (925) 252-9269
http://www.mccampbell.com / E-mail: main@mccampbell.com

Analytical Report

Client:	Enthalpy Analytical	**WorkOrder:**	2512J14
Date Received:	12/30/2025 9:43	**Extraction Method:**	RSK175
Date Prepared:	12/30/2025	**Analytical Method:**	RSK175
Project:	EO-549733	**Unit:**	µg/L

Dissolved Carbon Dioxide by RSK 175

Client ID	Lab ID	Matrix	Date Collected	Instrument FileID	Batch ID
SOUTH	2512J14-001B	Water	12/24/2025 09:10	GC26 1230250306.D	332910

Analytes	Result	MDL	RL	DF	Date Analyzed
Carbon Dioxide	**1100**	50	50	1	12/30/2025 16:39

Analyst(s): CLO

Analytical Comments: b1

McCampbell Analytical, Inc.
"When Quality Counts"
1534 Willow Pass Road, Pittsburg, CA 94565-1701
Toll Free Telephone: (877) 252-9262 / Fax: (925) 252-9269
http://www.mccampbell.com / E-mail: main@mccampbell.com

Quality Control Report

Client:	Enthalpy Analytical	**WorkOrder:**	2512J14
Date Prepared:	12/31/2025	**BatchID:**	332928
Date Analyzed:	01/05/2026	**Extraction Method:**	E8151A
Instrument:	GC15A	**Analytical Method:**	E8151A
Matrix:	Water	**Unit:**	µg/L
Project:	EO-549733	**Sample ID:**	MB/LCS/LCSD-332928

QC Summary Report for E8151A

Analyte	MB Result	MDL	RL	SPK Val	MB IS/SS %REC	MB IS/SS Limits
Acifluorfen	ND	0.53	1.0	-	-	-
Bentazon	ND	0.32	1.0	-	-	-
Chloramben	ND	0.64	1.0	-	-	-
2,4-D (Dichlorophenoxyacetic acid)	ND	0.079	0.20	-	-	-
2,4-DB	ND	0.42	1.0	-	-	-
Dalapon	ND	0.77	1.0	-	-	-
DCPA (mono & diacid)	ND	0.50	1.0	-	-	-
Dicamba	ND	0.074	0.20	-	-	-
3,5-Dichlorobenzoic Acid	ND	0.24	1.0	-	-	-
Dichloroprop	ND	0.35	1.0	-	-	-
Dinoseb (DNBP)	ND	0.30	1.0	-	-	-
MCPA	ND	1.3	2.0	-	-	-
MCPP	ND	1.2	2.0	-	-	-
4-Nitrophenol	ND	0.77	1.0	-	-	-
Pentachlorophenol (PCP)	ND	0.055	0.20	-	-	-
Picloram	ND	0.38	1.0	-	-	-
2,4,5-T (Trichlorophenoxy acetic acid)	ND	0.10	0.20	-	-	-
2,4,5-TP (Silvex)	ND	0.16	0.50	-	-	-
Surrogate Recovery						
DCAA	9.7			10	97	70-130

(Cont.)

McCampbell Analytical, Inc.
"When Quality Counts"
1534 Willow Pass Road, Pittsburg, CA 94565-1701
Toll Free Telephone: (877) 252-9262 / Fax: (925) 252-9269
http://www.mccampbell.com / E-mail: main@mccampbell.com

Quality Control Report

Client:	Enthalpy Analytical	**WorkOrder:**	2512J14
Date Prepared:	12/31/2025	**BatchID:**	332928
Date Analyzed:	01/05/2026	**Extraction Method:**	E8151A
Instrument:	GC15A	**Analytical Method:**	E8151A
Matrix:	Water	**Unit:**	µg/L
Project:	EO-549733	**Sample ID:**	MB/LCS/LCSD-332928

QC Summary Report for E8151A

Analyte	LCS Result	LCSD Result	SPK Val	LCS %REC	LCSD %REC	LCS/LCSD Limits	RPD	RPD Limit
Acifluorfen	8.6	8.7	10	86	87	70-130	0.280	30
Bentazon	10	10	10	104	104	70-130	0.0107	30
Chloramben	11	11	10	112	112	70-130	0.0992	30
2,4-D (Dichlorophenoxyacetic acid)	9.8	9.0	10	98	90	70-130	8.81	30
2,4-DB	9.8	9.7	10	98	97	70-130	1.45	30
Dalapon	10	9.9	10	102	99	70-130	2.44	30
DCPA (mono & diacid)	9.0	8.8	10	90	88	70-130	2.09	30
Dicamba	9.5	9.2	10	95	92	70-130	3.71	30
3,5-Dichlorobenzoic Acid	9.5	9.2	10	95	92	70-130	3.17	30
Dichloroprop	9.6	9.0	10	96	90	70-130	6.86	30
Dinoseb (DNBP)	9.9	9.8	10	99	98	70-130	0.973	30
MCPA	110	86	100	110	86	70-130	24.8	30
MCPP	110	94	100	112	94	70-130	17.4	30
4-Nitrophenol	6.8	6.6	10	68,F5	66,F5	70-130	2.22	30
Pentachlorophenol (PCP)	9.7	9.4	10	97	94	70-130	2.97	30
Picloram	8.8	8.6	10	88	86	70-130	2.06	30
2,4,5-T (Trichlorophenoxy acetic acid)	9.5	9.4	10	95	94	70-130	1.19	30
2,4,5-TP (Silvex)	9.6	9.3	10	96	93	70-130	3.92	30
Surrogate Recovery								
DCAA	10	9.9	10	103	99	70-130	3.75	30

McCampbell Analytical, Inc.
"When Quality Counts"

1534 Willow Pass Road, Pittsburg, CA 94565-1701
Toll Free Telephone: (877) 252-9262 / Fax: (925) 252-9269
http://www.mccampbell.com / E-mail: main@mccampbell.com

Quality Control Report

Client:	Enthalpy Analytical	**WorkOrder:**	2512J14
Date Prepared:	12/30/2025	**BatchID:**	332910
Date Analyzed:	12/30/2025	**Extraction Method:**	RSK175
Instrument:	GC26	**Analytical Method:**	RSK175
Matrix:	Water	**Unit:**	µg/L
Project:	EO-549733	**Sample ID:**	MB/LCS/LCSD-332910

QC Summary Report for RSK175

Analyte	MB Result	MDL	RL			
Carbon Dioxide	ND	50	50	-	-	-

Analyte	LCS Result	LCSD Result	SPK Val	LCS %REC	LCSD %REC	LCS/LCSD Limits	RPD	RPD Limit
Carbon Dioxide	140	140	187.2	76	75	70-130	0.907	30

McCampbell Analytical, Inc.
"When Quality Counts"

1534 Willow Pass Road, Pittsburg, CA 94565-1701
Toll Free Telephone: (877) 252-9262 / Fax: (925) 252-9269
http://www.mccampbell.com / E-mail: main@mccampbell.com

Certified Analyte List

Client: Enthalpy Analytical **WorkOrder:** 2512J14

Project: EO-549733

Analyte	Cert 1	Cert 2	Cert 3	Cert 4	Cert 5	Analytical Method	Matrix
2,4,5-T (Trichlorophenoxy acetic acid)	◉	◉	○	○	○	E8151A	Water
2,4,5-TP (Silvex)	◉	◉	○	○	○	E8151A	Water
2,4-D (Dichlorophenoxyacetic acid)	◉	◉	○	○	○	E8151A	Water
2,4-DB	◉	◉	○	○	○	E8151A	Water
3,5-Dichlorobenzoic Acid	○	◉	○	○	○	E8151A	Water
4-Nitrophenol	◉	◉	○	○	○	E8151A	Water
Acifluorfen	○	◉	○	○	○	E8151A	Water
Bentazon	○	◉	○	○	○	E8151A	Water
Chloramben	○	◉	○	○	○	E8151A	Water
Dalapon	◉	◉	○	○	○	E8151A	Water
DCPA (mono & diacid)	○	◉	○	○	○	E8151A	Water
Dicamba	◉	◉	○	○	○	E8151A	Water
Dichloroprop	◉	◉	○	○	○	E8151A	Water
Dinoseb (DNBP)	◉	◉	○	○	○	E8151A	Water
MCPA	◉	◉	○	○	○	E8151A	Water
MCPP	◉	◉	○	○	○	E8151A	Water
Pentachlorophenol (PCP)	◉	◉	○	○	○	E8151A	Water
Picloram	○	◉	○	○	○	E8151A	Water

Certifications

Cert 1	CA ELAP 1644
Cert 2	ORELAP (NELAP) 4033

The Certified Analyte Report lists the compounds for which MAI is accredited at the time of issuance. Although MAI holds multiple accreditations, methods with extensive compound lists may not be fully accredited due to state agency availability.

McCampbell Analytical, Inc.
1534 Willow Pass Rd
Pittsburg, CA 94565-1701
(925) 252-9262

CHAIN-OF-CUSTODY RECORD

WorkOrder: 2512J14 **ClientCode: ENO** **QuoteID: 252619**

☐ WaterTrax ☐ CLIP ☐ EDF ☑ EQuIS ☑ Dry-Weight ☑ Email ☐ HardCopy ☐ ThirdParty ☑ J-flag
☑ Detection Summary ☑ **Excel** [A1_Standard _QC]

Report to:
David Tripp
Enthalpy Analytical
931 West Barkley Avenue
Orange, CA 92868
714-771-9908 FAX:

Email: david.tripp@enthalpy.com
cc/3rd Party: incomingreports@enthalpy.com;
PO: 079649
Project: EO-549733

Bill to:
Accounts Payable/Enthalpy SoCal
Montrose Environmental Group
PO Box 842165
Boston, MA 02284-2165
003EL_ap@montrose-env.com

Requested TAT: **1 day;**

Date Received: **12/30/2025**
Date Logged: **12/30/2025**

Lab ID	ClientSampID	Matrix	Collection Date	Hold	Requested Tests (See legend below)											
					1	2	3	4	5	6	7	8	9	10	11	12
2512J14-001	SOUTH	Water	12/24/2025 09:10	☐	A	A	B									

Test Legend:

1	8151_W	2	PRDisposal Fee	3	RSK175_CO2_W	4	
5		6		7		8	
9		10		11		12	

Prepared by: Agustina Venegas

Comments: Sample name updated per client request. 1/2/26 A.V

NOTE: Soil samples are discarded 60 days after receipt unless other arrangements are made (Water samples are 30 days).
Hazardous samples will be returned to client or disposed of at client expense.

McCampbell Analytical, Inc.
"When Quality Counts"

1534 Willow Pass Road, Pittsburg, CA 94565-1701
Toll Free Telephone: (877) 252-9262 / Fax: (925) 252-9269
http://www.mccampbell.com / E-mail: main@mccampbell.com

WORK ORDER SUMMARY

Client Name: ENTHALPY ANALYTICAL
Client Contact: David Tripp
Contact's Email: david.tripp@enthalpy.com

Project: EO-549733
Comments: Sample name updated per client request. 1/2/26 A.V

Work Order: 2512J14
QC Level: LEVEL 2
Date Logged: 12/30/2025

☐ WaterTrax ☐ CLIP ☐ EDF ☑ Excel ☐ EQuIS ☑ Email ☐ HardCopy ☐ ThirdParty ☑ J-flag

LabID	ClientSampID	Matrix	Test Name	Cont./ Comp.	Bottle & Preservative	U**	Head Space	Dry-Weight	Collection Date & Time	TAT	Test Due Date	Sediment Content	Hold	Sub Out
001A	SOUTH	Water	E8151A (Chlorinated Herbicides)	1	1LA Narrow Mouth, Unpres	☐	☐	☐	12/24/2025 9:10	1 day	12/31/2025	1%+	☐	☐
001B	SOUTH	Water	RSK175 (CO2)	2	VOA, Unpres	☐	☐	☐	12/24/2025 9:10	1 day	12/31/2025	1%+	☐	☐

NOTES: *** STLC and TCLP extractions require 2 days to complete; therefore, all TATs begin after the extraction is completed (i.e., One-day TAT yields results in 3 days from sample submission).**

- ISM prep requires 5 to 10 days to complete; therefore, all TATs begin after the extraction is completed (i.e., One-day TAT yields results in 6 to 11 days from sample submission). Due date listed on WO summary will not accurately reflect the time needed for sample preparation.

- Organic extracts are held for 40 days before disposal; Inorganic extract are held for 30 days.

- MAI assumes that all material present in the provided sampling container is considered part of the sample - MAI does not exclude any material from the sample prior to sample preparation unless requested in writing by the client.

U = An unpreserved container was received for a method that suggests a preservation in order to extend hold time for analysis.**

Cont./Comp. = Containers /Composites

2512J14

HOLD TIME RUSH

ENTHALPY ANALYTICAL

931 West Barkley Ave
Orange, CA 92868
(714) 771-6900

Subcontract Laboratory:
McCampbell Analytical, Inc.
1534 Willow Pass Rd.
Pittsburg, CA 94565
ATTN: Quote ID: 252619
PO #: PO-079649

Enthalpy Order: EO-549733
PM: David Tripp
Email: david.tripp@enthalpy.com
CC: incomingreports@enthalpy.com
Phone: 657-581-4710

Results Due: Standard TAT
Report Level: II
Report To: MDL
EDDs: Standard Excel EDD

Notes:

Sample ID	Collected	Lab ID	# Cont.	Matrix	Analysis Requested	Comment
+1 OUTLET	24-DEC-2025 09:10	549733-001	1	Water	EPA 8151A Chlorinated Herbicides	
			2	Water	RSK-175 CO2	

Notes:	Relinquished By:	Received By:
	[signature]	[signature]
	Date: 12·29·25 14:49	Date: 12/30/25 0943
	Date:	Date:
	Date:	Date:

0.2C WET
1R41

1 of 1

FEDEX: 887494489839

McCampbell Analytical, Inc.
"When Quality Counts"
1534 Willow Pass Road, Pittsburg, CA 94565-1701
Toll Free Telephone: (877) 252-9262 / Fax: (925) 252-9269
http://www.mccampbell.com / E-mail: main@mccampbell.com

Sample Receipt Checklist

Client Name:	Enthalpy Analytical	Date and Time Received:	12/30/2025 09:43
Project:	EO-549733	Date Logged:	12/30/2025
		Received by:	Agustina Venegas
WorkOrder №:	2512J14 Matrix: Water	Logged by:	Agustina Venegas
Carrier:	FedEx		

Chain of Custody (COC) Information

Chain of custody present?	Yes	☑	No	☐		
Chain of custody signed when relinquished and received?	Yes	☑	No	☐		
Chain of custody agrees with sample labels?	Yes	☑	No	☐		
Sample IDs noted by Client on COC?	Yes	☑	No	☐		
Date and Time of collection noted by Client on COC?	Yes	☑	No	☐		
Sampler's name noted on COC?	Yes	☐	No	☑		
COC agrees with Quote?	Yes	☑	No	☐	NA	☐
COC quote NOT expired?	Yes	☑	No	☐	NA	☐

Sample Receipt Information

Custody seals intact on shipping container/cooler?	Yes	☐	No	☐	NA	☑
Custody seals intact on sample bottles?	Yes	☐	No	☐	NA	☑
Shipping container/cooler in good condition?	Yes	☑	No	☐		
Samples in proper containers/bottles?	Yes	☑	No	☐		
Sample containers intact?	Yes	☑	No	☐		
Sufficient sample volume for indicated test?	Yes	☑	No	☐		

Sample Preservation and Hold Time (HT) Information

All samples received within holding time?	Yes	☑	No	☐	NA	☐
Samples Received on Ice?	Yes	☑	No	☐		
(Ice Type: WET ICE)						
Sample/Temp Blank temperature	Temp: 0.2°C				NA	☐
ZHS conditional analyses: VOA meets zero headspace requirement (VOCs, TPHg/BTEX, RSK)?	Yes	☑	No	☐	NA	☐
Sample labels checked for correct preservation?	Yes	☑	No	☐		
pH acceptable upon receipt (Metal: <2)?	Yes	☐	No	☐	NA	☑

UCMR Samples:

pH tested and acceptable upon receipt (200.7: ≤2; 533: 6 - 8; 537.1: 6 - 8)?	Yes	☐	No	☐	NA	☑
Free Chlorine tested and acceptable upon receipt (<0.1mg/L) [not applicable to 200.7]?	Yes	☐	No	☐	NA	☑

Comments:

Laboratory Job Number 549733

Subcontracted Products

Enthalpy - El Dorado Hills

January 20, 2026

Enthalpy Analytical - El Dorado Hills
Work Order No. 2512239

Mr. David Tripp
Enthalpy Analytical
931 W. Barkley Avenue
Orange, CA 92868

Dear Mr. Tripp,

Enclosed are the results for the sample set received at Enthalpy Analytical - EDH on December 30, 2025 under your Project Name 'EO-549733'.

Enthalpy Analytical - EDH is committed to serving you effectively. If you require additional information, please contact me at 916-673-1520 or by email at mark.rein@enthalpy.com.

Thank you for choosing Enthalpy Analytical - EDH as part of your analytical support team.

Sincerely,



Mark Rein
Project Manager

Enthalpy Analytical -EDH certifies that the report herein meets all the requirements set forth by NELAP for those applicable test methods. Results relate only to the samples as received by the laboratory. This report should not be reproduced except in full without the written approval of Enthalpy Analytical -EDH .

Enthalpy Analytical - EDH Work Order No. 2512239
Case Narrative

Sample Condition on Receipt:

One water sample was received and stored securely in accordance with Enthalpy Analytical - EDH standard operating procedures and EPA methodology. The sample was received in good condition and within the method temperature requirements.

Analytical Notes:

EPA Method 8290A

The sample was extracted and analyzed for 2,3,7,8 TCDD by EPA Method 8290A using a ZB-DIOXIN GC column.

Holding Times

The method holding time criteria was met for this sample.

Quality Control

The Initial Calibration and Continuing Calibration Verifications met the method acceptance criteria.

A Method Blank and Ongoing Precision and Recovery (OPR) sample were extracted and analyzed with the preparation batch. No analytes were detected above the sample quantitation limits in the Method Blank. The OPR recoveries were within the method acceptance criteria.

Labeled standard recoveries for all QC and field samples were within method acceptance criteria.

TABLE OF CONTENTS

Case Narrative..... 1

Table of Contents..... 3

Sample Inventory..... 4

Analytical Results..... 5

Qualifiers..... 9

Certifications..... 10

Sample Receipt..... 11

Sample Inventory Report

Sample ID	Client Sample ID	Sampled	Received	Components/Containers
2512239-01	SOUTH	24-Dec-25 09:10	30-Dec-25 09:20	Amber Glass NM Bottle, 1L

ANALYTICAL RESULTS

Sample ID: Method Blank

EPA Method 8290A

Client Data

Name: Enthalpy Analytical
Project: EO-549733
Matrix: Aqueous

Laboratory Data

Lab Sample: B26A139-BLK1
QC Batch: B26A139
Sample Size: 0.500 L
Date Extracted: 16-Jan-26
Column: ZB-DIOXIN

Analyte	Conc. (pg/L)	MDL	RL	Qualifiers	Analyzed	Dilution
2,3,7,8-TCDD	ND	3.56	10.0		17-Jan-26 18:55	1

Labeled Standards	Type	% Recovery	Limits	Qualifiers	Analyzed	Dilution
13C-2,3,7,8-TCDD	IS	82.8	40 - 135		17-Jan-26 18:55	1
37Cl-2,3,7,8-TCDD	CRS	89.2	40 - 135		17-Jan-26 18:55	1

MDL - Method Detection Limit
RL - Reporting limit

Results reported to MDL.

Sample ID: OPR **EPA Method 8290A**

Client Data

Name: Enthalpy Analytical
Project: EO-549733
Matrix: Aqueous

Laboratory Data

Lab Sample: B26A139-BS1
QC Batch: B26A139 Date Extracted: 16-Jan-26 03:19
Sample Size: 0.500 L Column: ZB-DIOXIN

Analyte	Amt Found (pg/L)	Spike Amt	% Recovery	Limits	Qualifiers	Analyzed	Dilution
2,3,7,8-TCDD	355	400	88.9	70-130		17-Jan-26 15:57	1
Labeled Standards	**Type**		**% Recovery**	**Limits**	**Qualifiers**	**Analyzed**	**Dilution**
13C-2,3,7,8-TCDD	IS		75.4	40-135		17-Jan-26 15:57	1
37Cl-2,3,7,8-TCDD	CRS		79.1	40-135		17-Jan-26 15:57	1

Sample ID: SOUTH

EPA Method 8290A

Client Data

Name:	Enthalpy Analytical
Project:	EO-549733
Matrix:	Water
Date Collected:	24-Dec-25 09:10

Laboratory Data

Lab Sample:	2512239-01	Date Received:	30-Dec-25 09:20
QC Batch:	B26A139	Date Extracted:	16-Jan-26
Sample Size:	0.500 L	Column:	ZB-DIOXIN

Analyte	Conc. (pg/L)	MDL	RL	Qualifiers	Analyzed	Dilution
2,3,7,8-TCDD	ND	3.56	9.99		18-Jan-26 09:57	1

Labeled Standards	Type	% Recovery	Limits	Qualifiers	Analyzed	Dilution
13C-2,3,7,8-TCDD	IS	73.8	40 - 135		18-Jan-26 09:57	1
37Cl-2,3,7,8-TCDD	CRS	91.9	40 - 135		18-Jan-26 09:57	1

MDL - Method Detection Limit
RL - Reporting limit

Results reported to MDL.

DATA QUALIFIERS & ABBREVIATIONS

B	Compound was also detected in the method blank
Conc.	Concentration
CRS	Cleanup Recovery Standard
D	Dilution
DL	Detection Limit
E	Concentration exceeded the calibration range
EDL	Estimated Detection Limit
EMPC	Estimated Maximum Possible Concentration
H	Recovery and/or RPD was outside laboratory acceptance limits
I	Chemical Interference
IS	Internal Standard
J	Estimated Concentration below the Reporting Limit/LOQ
LOD	Limit of Detection
LOQ	Limit of Quantitation
MDL	Method Detection Limit
NA	Not Applicable
ND	Not Detected
OPR	Ongoing Precision and Recovery sample
P	Concentration may include contribution from chlorinated diphenyl ether(s).
Q	Ion transition ratio is outside of the acceptance criteria.
RL	Reporting Limit (MRL)
TEQ	Toxic Equivalency, sum of the toxic equivalency factors (TEF) multiplied by the sample concentrations.
TEQMax	TEQ calculated using the detection limit as the concentration for non-detects
TEQMin	TEQ calculated using zero as the concentration for non-detects
TEQRisk	TEQ calculated using ½ the detection limit as the concentration for non-detects
U	Not Detected (specific projects only)
*	See Cover Letter

Unless otherwise noted, solid sample results are reported in dry weight. Tissue samples are reported in wet weight.

Enthalpy Analytical - EDH Certifications

Accrediting Authority	Certificate Number
Alaska Department of Environmental Conservation	17-013
Arkansas Department of Environmental Quality	21-023-0
California Department of Health – ELAP	2892
DoD ELAP - A2LA Accredited - ISO/IEC 17025	3091.01
Florida Department of Health	E87777
Hawaii Department of Health	N/A
Louisiana Department of Environmental Quality	01977
Maine Department of Health	2020018
Michigan Department of Environmental Quality	9932
Minnesota Department of Health	2211390
Nevada Division of Environmental Protection	CA00413
New Hampshire Environmental Accreditation Program	207721
New Jersey Department of Environmental Protection	CA003
New York Department of Health	11411
Ohio Environmental Protection Agency	87778
Oregon Laboratory Accreditation Program	4042-021
Texas Commission on Environmental Quality	T104704189-22-13
Vermont Department of Health	VT-4042
Virginia Department of General Services	11276
Washington Department of Ecology	C584
Wisconsin Department of Natural Resources	998036160

Current certificates and lists of licensed parameters can be found at Enthalpy.com/Resources/Accreditations.

ENTHALPY ANALYTICAL

931 West Barkley Ave
Orange, CA 92868
(714) 771-6900

Subcontract Laboratory:
Enthalpy - El Dorado Hills
1104 Windfield Way
El Dorado Hills, CA 95762
ATTN: Mark Rein
PO #: Required, to be sent via email

Enthalpy Order: EO-549733
PM: David Tripp
Email: david.tripp@enthalpy.com
CC: incomingreports@enthalpy.com
Phone: 657-581-4710

2512239

Results Due: Standard TAT
Report Level: II
Report To: MDL
EDDs: BLDR:Enthalpy (the normal EDD you send to Orange)

1.2 °C

Notes:
Chiquita Canyon Stormwater

Sample ID	Collected	Lab ID	# Cont.	Matrix	Analysis Requested	Comment
OUTLET	24-DEC-2025 09:10	549733-001	1	Water	EPA 8290 - 2,3,7,8-TCDD Only	

Notes:	Relinquished By:	Received By:
	[signature]	Xavier Frost
	Date: 12-29-25 14:49	Date: 12/30/25 09:20
	Date:	Date:
	Date:	Date:

CoC/Label Reconciliation Report WO# 2512239

LabNumber	CoC Sample ID		SampleAlias	Sample Date/Time		Container	BaseMatrix	Sample Comments
2512239-01	A OUTLET	☑ (A)	549733-001	24-Dec-25 09:10	☑	Amber Glass NM Bottle, 1L	Aqueous	

Checkmarks indicate that information on the COC reconciled with the sample label.
Any discrepancies are noted in the following columns.

CONDITION	Yes	No	NA
Sample Container Intact?	✓		
Sample Container(s) Custody Seals Intact?			✓
Custody Seals On Cooler Intact?			✓
Adequate Sample Volume?	✓		
Container Type Appropriate for Analysis(es)?	✓		

Comments:

(A) No backup volume

Preservation Documented: Na2S2O3 Trizma NH4CH3CO2 (None) Other

Verifed by/Date: KYA 12/30/25
XAO 12/30/25

Enthalpy Analytical
931 West Barkley Ave
Orange, CA 92868
(714) 771-6900

enthalpy.com

Lab Job Number : 549864
Report Level : II
Report Date : 12/30/2025

Analytical Report *prepared for:*

Helen Dubach
CTEH Chiquita Canyon Landfill - PROJ-037507
5120 Northshore Drive
North Little Rock, AR 72118

Project: EAST BASIN - East Basin Waters & Soils

Authorized for release by:



David Tripp, Project Manager
657-581-4710
david.tripp@enthalpy.com

This data package has been reviewed for technical correctness and completeness. Release of this data has been authorized by the Laboratory Manager or the Manager's designee, as verified by the above signature which applies to this PDF file as well as any associated electronic data deliverable files. The results contained in this report meet all requirements of NELAP and pertain only to those samples which were submitted for analysis. This report may be reproduced only in its entirety.

CA ELAP# 1338, CA ELAP #1338-S1, NELAP# 4038, SCAQMD LAP# 18LA0518, LACSD ID# 10105, ORELAP# 4197

ENTHALPY ANALYTICAL

Sample Summary

Helen Dubach CTEH Chiquita Canyon Landfill - PROJ-037507 5120 Northshore Drive North Little Rock, AR 72118	Lab Job #: Project No: Location: Date Received:	549864 EAST BASIN East Basin Waters & Soils 12/29/25

Sample ID	Lab ID	Collected	Matrix
CACA251229Z011SW-EAST BASIN	549864-001	12/29/25 11:05	Water

Case Narrative

CTEH Chiquita Canyon Landfill - PROJ-037507 5120 Northshore Drive North Little Rock, AR 72118 Helen Dubach	Lab Job Number: 549864 Project No: EAST BASIN Location: East Basin Waters & Soils Date Received: 12/29/25

This data package contains sample and QC results for one water sample, requested for the above referenced project on 12/29/25. The sample was received cold and intact.

Volatile Organics by GC/MS (EPA 8260B):
No analytical problems were encountered.

Semivolatile Organics by GC/MS (EPA 8270C):

- High RPD was observed for pyridine in the BS/BSD for batch 391224; this analyte was not detected at or above the RL in the associated sample.
- No other analytical problems were encountered.

Metals (EPA 6010B and EPA 7470A):

- Molybdenum was detected between the MDL and the RL in the method blank for batch 391221; this analyte was not detected in the sample at or above the RL.
- No other analytical problems were encountered.

Closed-Cup Ignitability (Flashpoint) (EPA 1010):

- Sample results preceded by '>' do not meet the definition of an ignitable waste as defined in 40 CFR 261.21 and 22 CCR 66261.
- No analytical problems were encountered.

pH of Aqueous and non-Aqueous Samples (EPA 9040B):
No analytical problems were encountered.

ENTHALPY ANALYTICAL

Detection Summary

Helen Dubach
CTEH Chiquita Canyon Landfill - PROJ-037507
5120 Northshore Drive
North Little Rock, AR 72118

Lab Job #: 549864
Project No: EAST BASIN
Location: East Basin Waters & Soils
Date Received: 12/29/25

Sample ID: CACA251229Z011SW-EAST BASIN | **Lab ID:** 549864-001 | **Matrix:** Water | **Collected:** 12/29/25 11:05

549864-001 Analyte	Result	Qual	Units	RL	MDL
Method: EPA 1010					
Flash Point	**>203**		deg F		
Method: EPA 6010B Prep Method: EPA 3015A					
Arsenic	**0.0061**	J	mg/L	0.010	0.0034
Barium	**0.060**		mg/L	0.010	0.00091
Chromium	**0.0023**	J	mg/L	0.010	0.00079
Copper	**0.0067**	J	mg/L	0.010	0.0027
Molybdenum	**0.0047**	B,J	mg/L	0.010	0.0017
Nickel	**0.0027**	J	mg/L	0.010	0.00064
Selenium	**0.0058**	J	mg/L	0.030	0.0051
Silver	**0.0045**	J	mg/L	0.0050	0.00071
Vanadium	**0.0051**	J	mg/L	0.010	0.00072
Zinc	**0.010**	J	mg/L	0.050	0.0019
Method: EPA 7470A Prep Method: EPA 7470A					
Mercury	**0.00010**	J	mg/L	0.00040	0.000032
Method: EPA 9040B					
pH	**7.89**		SU		
Temperature	**18.20**		deg C	1.00	

> Value exceeds indicated concentration
B Contamination found in associated Method Blank
J Estimated value

Results for any subcontracted analyses are not included in this summary. Data qualifiers and additional information necessary for the interpretation of the test results are contained in the PDF file and may not be included in this summary.

ENTHALPY ANALYTICAL

Login 549864

Phone 714-771-6900

Chain of Custody Record

Lab No: 549864

Page: 1 of 1

Turn Around Time (rush by advanced notice only)

Standard:		5 Day:		3 Day:	
2 Day:		1 Day:	X	Custom TAT:	

Matrix: A = Air S = Soil/Solid W = Water DW = Drinking Wate SD = Sediment PP = Pure Product SEA = Sea Water SW = Swab T = Tissue WP = Wipe O = Other

Preservatives: 1 = $Na_2S_2O_3$ 2 = HCl 3 = HNO_3 4 = H_2SO_4 5 = NaOH 6 = Other

Sample Receipt Temp: (lab use only)

CUSTOMER INFORMATION		PROJECT INFORMATION	
Company:	CTEH	LIMS Account:	**CTEH-CHIQUITA**
Report To:	Kyle Lapic	**LIMS Proj. Name:**	WC CHIQUITACANYON LF
Email:	labresults@cteh.com	Project #:	Proj-037507
Address:	5120 North Shore Drive	P.O. #:	PO-4050-24-00351
	North Little Rock, AR 72118	Address:	29201 Henry Mayo Dr., Castaic, CA
Phone:	504-616-2427	Global ID:	
Fax:		**Sampled By:**	GA, CH

Test Instructions / Comments

DAILY LEACHATES

For reporting total concentrations on TCLP List analytes.

HOLD samples for further process, as needed. Then return to Chiquita Canyon LF.

Email report to:

kylapic@montrose-env.com

labresults@cteh.com; et al.

	Sample ID	Sampling Date	Sampling Time	Matrix	Container No. / Size	Pres.	6010/7470 T22 Metals	EPA 8260 VOCS	EPA 8270 SVOCS	FLASHPOINT 1010	EPA 9040b (pH)						
1	CACA251229Z011SW-EAST BASIN	12/29/25	1105	W	5	6	X	X	X	X	X						IK15
2																	1.7/2.1
3																	ice bagged
4																	
5																	
6																	
7																	
8																	
9																	
10																	

	Signature	Print Name	Company / Title	Date / Time
[1] Relinquished By:		G. Alvarenga	CTEH	12/29/25 13:20
[1] Received By:		Michael Krymon	EA	~~12/29/25~~ 1328
[2] Relinquished By:				12/29/25
[2] Received By:				
[3] Relinquished By:				① MK 12/29/25
[3] Received By:				

5 of 17

SAMPLE RECEIPT CHECKLIST

Section 1: General Info

Date Received: 12/29/25 WO# 549864 Client: CTEH-Chiquita

Section 2: Shipping / Custody **Are custody seals present?** ☐ Yes ☒ No

Custody seals intact on arrival? ■ N/A ☐ Yes ☐ No ☐ On cooler / box ☐ On samples

☐ Courier ■ Walk-In ☐ Field Sampling ☐ Shipping Info: _____

Section 3a: Condition / Packaging ☐ **Outside 0.0 - 6.0°C (0.0 - 10.0°C for microbiology) (PM notified)**

Date Opened 12/29/25 By (initials) MSK Type of ice used: ■ Wet ☐ Blue/Gel ☐ None

☐ Samples received on ice directly from the field; cooling process had begun. (if checked, skip temperatures)

☐ Sample matrix doesn't require cooling (e.g. air, bulk PCB). (if checked, skip temperatures)

If no cooler: Observed/Adjusted Temp (°C): _____ / _____ Thermometer/IR Gun: IR 15 CF: +0.4

Cooler Temp (°C) #1: 1.7 / 2.1 #2: ____/____ #3: ____/____ #4: ____/____ #5: ____/____ #6: ____/____

Section 3b: Microbiology Samples ■ **No microbiology samples submitted (skip 3b)**

☐ Within temp range 0.0 - 10.0°C or received on ice directly from field.

☐ Adequate headspace for microbiology analysis.

Section 3c: Air Samples ■ **No air samples submitted (skip 3c)**

☐ 1.4L Canisters ☐ 6L Canisters ☐ Tedlar Bags ☐ MCE Cassettes ☐ Sorbent Tubes ☐ Other_____

Section 4: Containers / Labels / Samples	YES	NO	N/A
1) Were custody papers present, filled properly, and legible?	x		
2) Is the sampler's name present on the CoC?	x		
3) Were containers received in good condition (unbroken / unopened / uncompromised)?	x		
4) Were the samples bagged? (required for microbiology samples; recommended for soil samples)	x		
5) Were all of, and only, the correct samples received?	x		
6) Are sample labels present, legible, and in agreement with the CoC?	✓		
7) Does the container count match the CoC?	x		
8) Was sufficient sample volume / mass received for the analyses requested?	x		
9) Were samples received in proper containers for the analyses requested?	x		
10) Were samples received with > 1/2 holding time remaining?	x		
11) Are samples properly preserved as indicated by CoC / labels?	x		
12) Unpreserved VOAs received - If necessary, was the hold time changed in LIMS?			x
13) Are VOA vials free from headspace/bubbles > 6mm?	✓		

Section 5: Explanations / Comments

(If no comments are made, then no discrepancies noted.)

☑ **No additional discrepancies**

Date Logged 12/29/25 **By (print)** FPD **(sign)** _____

Date Labeled 12/29/25 **By (print)** MSK **(sign)** _____

ENTHALPY ANALYTICAL

Analysis Results for 549864

Helen Dubach
CTEH Chiquita Canyon Landfill - PROJ-037507
5120 Northshore Drive
North Little Rock, AR 72118

Lab Job #: 549864
Project No: EAST BASIN
Location: East Basin Waters & Soils
Date Received: 12/29/25

Sample ID: CACA251229Z011SW-EAST BASIN | **Lab ID:** 549864-001 | **Matrix:** Water | **Collected:** 12/29/25 11:05

549864-001 Analyte	Result	Qual	Units	RL	MDL	DF	Batch	Prepared	Analyzed	Chemist
Method: EPA 1010										
Flash Point	**>203**		deg F			1	391213	12/29/25	12/29/25	BDR
Method: EPA 6010B Prep Method: EPA 3015A										
Antimony	ND		mg/L	0.030	0.0064	1	391221	12/29/25	12/29/25	CAP
Arsenic	**0.0061**	J	mg/L	0.010	0.0034	1	391221	12/29/25	12/29/25	CAP
Barium	**0.060**		mg/L	0.010	0.00091	1	391221	12/29/25	12/29/25	CAP
Beryllium	ND		mg/L	0.0050	0.00010	1	391221	12/29/25	12/29/25	CAP
Cadmium	ND		mg/L	0.0050	0.00031	1	391221	12/29/25	12/29/25	CAP
Chromium	**0.0023**	J	mg/L	0.010	0.00079	1	391221	12/29/25	12/29/25	CAP
Cobalt	ND		mg/L	0.0050	0.00080	1	391221	12/29/25	12/29/25	CAP
Copper	**0.0067**	J	mg/L	0.010	0.0027	1	391221	12/29/25	12/29/25	CAP
Lead	ND		mg/L	0.010	0.0020	1	391221	12/29/25	12/29/25	CAP
Molybdenum	**0.0047**	B,J	mg/L	0.010	0.0017	1	391221	12/29/25	12/29/25	CAP
Nickel	**0.0027**	J	mg/L	0.010	0.00064	1	391221	12/29/25	12/29/25	CAP
Selenium	**0.0058**	J	mg/L	0.030	0.0051	1	391221	12/29/25	12/29/25	CAP
Silver	**0.0045**	J	mg/L	0.0050	0.00071	1	391221	12/29/25	12/29/25	CAP
Thallium	ND		mg/L	0.030	0.0030	1	391221	12/29/25	12/29/25	CAP
Vanadium	**0.0051**	J	mg/L	0.010	0.00072	1	391221	12/29/25	12/29/25	CAP
Zinc	**0.010**	J	mg/L	0.050	0.0019	1	391221	12/29/25	12/29/25	CAP
Method: EPA 7470A Prep Method: EPA 7470A										
Mercury	**0.00010**	J	mg/L	0.00040	0.000032	1	391223	12/29/25	12/29/25	KCD
Method: EPA 8260B Prep Method: EPA 5030B										
Vinyl Chloride	ND		mg/L	0.005	0.00006	1	391196	12/29/25	12/29/25	ZXL
1,1-Dichloroethene	ND		mg/L	0.005	0.00009	1	391196	12/29/25	12/29/25	ZXL
2-Butanone	ND		mg/L	0.1	0.002	1	391196	12/29/25	12/29/25	ZXL
Chloroform	ND		mg/L	0.005	0.00008	1	391196	12/29/25	12/29/25	ZXL
Carbon Tetrachloride	ND		mg/L	0.005	0.00007	1	391196	12/29/25	12/29/25	ZXL
1,2-Dichloroethane	ND		mg/L	0.005	0.0001	1	391196	12/29/25	12/29/25	ZXL
Benzene	ND		mg/L	0.005	0.00003	1	391196	12/29/25	12/29/25	ZXL
Trichloroethene	ND		mg/L	0.005	0.00005	1	391196	12/29/25	12/29/25	ZXL
Tetrachloroethene	ND		mg/L	0.005	0.0001	1	391196	12/29/25	12/29/25	ZXL
Chlorobenzene	ND		mg/L	0.005	0.00009	1	391196	12/29/25	12/29/25	ZXL
1,4-Dichlorobenzene	ND		mg/L	0.005	0.00009	1	391196	12/29/25	12/29/25	ZXL
Surrogates				**Limits**						
Dibromofluoromethane	94%		%REC	70-130		1	391196	12/29/25	12/29/25	ZXL
1,2-Dichloroethane-d4	100%		%REC	70-130		1	391196	12/29/25	12/29/25	ZXL
Toluene-d8	99%		%REC	70-130		1	391196	12/29/25	12/29/25	ZXL
Bromofluorobenzene	99%		%REC	70-130		1	391196	12/29/25	12/29/25	ZXL

Results for any subcontracted analyses are not included in this section.

ENTHALPY ANALYTICAL

Analysis Results for 549864

549864-001 Analyte	Result	Qual	Units	RL	MDL	DF	Batch	Prepared	Analyzed	Chemist
Method: EPA 8270C Prep Method: EPA 3510C										
Pyridine	ND		mg/L	0.010	0.0028	1	391224	12/29/25	12/29/25	TJW
2-Methylphenol	ND		mg/L	0.010	0.0032	1	391224	12/29/25	12/29/25	TJW
3-,4-Methylphenol	ND		mg/L	0.010	0.0030	1	391224	12/29/25	12/29/25	TJW
Hexachloroethane	ND		mg/L	0.010	0.0030	1	391224	12/29/25	12/29/25	TJW
Nitrobenzene	ND		mg/L	0.025	0.0084	1	391224	12/29/25	12/29/25	TJW
Hexachlorobutadiene	ND		mg/L	0.010	0.0022	1	391224	12/29/25	12/29/25	TJW
2,4,6-Trichlorophenol	ND		mg/L	0.010	0.0041	1	391224	12/29/25	12/29/25	TJW
2,4,5-Trichlorophenol	ND		mg/L	0.010	0.0037	1	391224	12/29/25	12/29/25	TJW
2,4-Dinitrotoluene	ND		mg/L	0.010	0.0043	1	391224	12/29/25	12/29/25	TJW
Hexachlorobenzene	ND		mg/L	0.010	0.0030	1	391224	12/29/25	12/29/25	TJW
Pentachlorophenol	ND		mg/L	0.025	0.0057	1	391224	12/29/25	12/29/25	TJW
Surrogates				**Limits**						
2-Fluorophenol	62%		%REC	15-120		1	391224	12/29/25	12/29/25	TJW
Phenol-d6	47%		%REC	15-120		1	391224	12/29/25	12/29/25	TJW
2,4,6-Tribromophenol	85%		%REC	15-140		1	391224	12/29/25	12/29/25	TJW
Nitrobenzene-d5	70%		%REC	15-123		1	391224	12/29/25	12/29/25	TJW
2-Fluorobiphenyl	68%		%REC	15-120		1	391224	12/29/25	12/29/25	TJW
Terphenyl-d14	81%		%REC	15-120		1	391224	12/29/25	12/29/25	TJW
Method: EPA 9040B										
pH	**7.89**		SU			1	391220	12/29/25	12/29/25	BDR
Temperature	**18.20**		deg C	1.00		1	391220	12/29/25	12/29/25	BDR

> Value exceeds indicated concentration
B Contamination found in associated Method Blank
J Estimated value
ND Not Detected

Results for any subcontracted analyses are not included in this section.

ENTHALPY ANALYTICAL

Batch QC

Type: Blank	**Lab ID:** QC1326345	**Batch:** 391221
Matrix: Water	**Method:** EPA 6010B	**Prep Method:** EPA 3015A

QC1326345 Analyte	Result	Qual	Units	RL	MDL	Prepared	Analyzed
Antimony	ND		mg/L	0.030	0.0064	12/29/25	12/29/25
Arsenic	ND		mg/L	0.010	0.0034	12/29/25	12/29/25
Barium	ND		mg/L	0.010	0.00091	12/29/25	12/29/25
Beryllium	ND		mg/L	0.0050	0.00010	12/29/25	12/29/25
Cadmium	ND		mg/L	0.0050	0.00031	12/29/25	12/29/25
Chromium	ND		mg/L	0.010	0.00079	12/29/25	12/29/25
Cobalt	ND		mg/L	0.0050	0.00080	12/29/25	12/29/25
Copper	ND		mg/L	0.010	0.0027	12/29/25	12/29/25
Lead	ND		mg/L	0.010	0.0020	12/29/25	12/29/25
Molybdenum	0.0049	J	mg/L	0.010	0.0017	12/29/25	12/29/25
Nickel	ND		mg/L	0.010	0.00064	12/29/25	12/29/25
Selenium	ND		mg/L	0.030	0.0051	12/29/25	12/29/25
Silver	ND		mg/L	0.0050	0.00071	12/29/25	12/29/25
Thallium	ND		mg/L	0.030	0.0030	12/29/25	12/29/25
Vanadium	ND		mg/L	0.010	0.00072	12/29/25	12/29/25
Zinc	ND		mg/L	0.050	0.0019	12/29/25	12/29/25

Type: Lab Control Sample	**Lab ID:** QC1326346	**Batch:** 391221
Matrix: Water	**Method:** EPA 6010B	**Prep Method:** EPA 3015A

QC1326346 Analyte	Result	Spiked	Units	Recovery	Qual	Limits
Antimony	0.3918	0.4000	mg/L	98%		80-120
Arsenic	0.3774	0.4000	mg/L	94%		80-120
Barium	0.3854	0.4000	mg/L	96%		80-120
Beryllium	0.3907	0.4000	mg/L	98%		80-120
Cadmium	0.3822	0.4000	mg/L	96%		80-120
Chromium	0.3832	0.4000	mg/L	96%		80-120
Cobalt	0.3798	0.4000	mg/L	95%		80-120
Copper	0.3805	0.4000	mg/L	95%		80-120
Lead	0.3828	0.4000	mg/L	96%		80-120
Molybdenum	0.3812	0.4000	mg/L	95%		80-120
Nickel	0.3793	0.4000	mg/L	95%		80-120
Selenium	0.3647	0.4000	mg/L	91%		80-120
Silver	0.1793	0.2000	mg/L	90%		80-120
Thallium	0.3862	0.4000	mg/L	97%		80-120
Vanadium	0.3896	0.4000	mg/L	97%		80-120
Zinc	0.3827	0.4000	mg/L	96%		80-120

ENTHALPY ANALYTICAL

Batch QC

Type:	Matrix Spike	Lab ID:	QC1326347	Batch:	391221
Matrix (Source ID):	Water (549865-001)	Method:	EPA 6010B	Prep Method:	EPA 3015A

QC1326347 Analyte	Result	Source Sample Result	Spiked	Units	Recovery	Qual	Limits	DF
Antimony	3.986	ND	4.000	mg/L	100%		75-125	10
Arsenic	4.237	0.3318	4.000	mg/L	98%		75-125	10
Barium	7.148	3.421	4.000	mg/L	93%		75-125	10
Beryllium	3.830	0.002441	4.000	mg/L	96%		75-125	10
Cadmium	3.624	ND	4.000	mg/L	91%		75-125	10
Chromium	3.956	0.1657	4.000	mg/L	95%		75-125	10
Cobalt	3.782	0.02477	4.000	mg/L	94%		75-125	10
Copper	4.420	ND	4.000	mg/L	111%		75-125	10
Lead	3.687	ND	4.000	mg/L	92%		75-125	10
Molybdenum	3.820	0.01984	4.000	mg/L	95%		75-125	10
Nickel	3.756	0.07620	4.000	mg/L	92%		75-125	10
Selenium	3.932	0.05869	4.000	mg/L	97%		75-125	10
Silver	1.936	ND	2.000	mg/L	97%		75-125	10
Thallium	3.753	ND	4.000	mg/L	94%		75-125	10
Vanadium	3.997	0.06733	4.000	mg/L	98%		75-125	10
Zinc	4.308	0.6400	4.000	mg/L	92%		75-125	10

Type:	Matrix Spike Duplicate	Lab ID:	QC1326348	Batch:	391221
Matrix (Source ID):	Water (549865-001)	Method:	EPA 6010B	Prep Method:	EPA 3015A

QC1326348 Analyte	Result	Source Sample Result	Spiked	Units	Recovery	Qual	Limits	RPD	RPD Lim	DF
Antimony	3.847	ND	4.000	mg/L	96%		75-125	4	20	10
Arsenic	4.110	0.3318	4.000	mg/L	94%		75-125	3	20	10
Barium	6.999	3.421	4.000	mg/L	89%		75-125	2	20	10
Beryllium	3.698	0.002441	4.000	mg/L	92%		75-125	4	20	10
Cadmium	3.502	ND	4.000	mg/L	88%		75-125	3	20	10
Chromium	3.829	0.1657	4.000	mg/L	92%		75-125	3	20	10
Cobalt	3.659	0.02477	4.000	mg/L	91%		75-125	3	20	10
Copper	4.272	ND	4.000	mg/L	107%		75-125	3	20	10
Lead	3.565	ND	4.000	mg/L	89%		75-125	3	20	10
Molybdenum	3.714	0.01984	4.000	mg/L	92%		75-125	3	20	10
Nickel	3.638	0.07620	4.000	mg/L	89%		75-125	3	20	10
Selenium	3.790	0.05869	4.000	mg/L	93%		75-125	4	20	10
Silver	1.883	ND	2.000	mg/L	94%		75-125	3	20	10
Thallium	3.622	ND	4.000	mg/L	91%		75-125	4	20	10
Vanadium	3.869	0.06733	4.000	mg/L	95%		75-125	3	20	10
Zinc	4.174	0.6400	4.000	mg/L	88%		75-125	3	20	10

ENTHALPY ANALYTICAL

Batch QC

Type:	Serial Dilution	Lab ID:	QC1326349	Batch:	391221
Matrix (Source ID):	Water (549865-001)	Method:	EPA 6010B	Prep Method:	EPA 3015A

QC1326349 Analyte	Result	Source Sample Result	Units	Qual	RPD	RPD Lim	DF
Antimony	ND	ND	mg/L				50
Arsenic	0.3516	0.3318	mg/L	J			50
Barium	3.377	3.421	mg/L				50
Beryllium	ND	0.002441	mg/L				50
Cadmium	ND	ND	mg/L				50
Chromium	0.1669	0.1657	mg/L	J			50
Cobalt	ND	0.02477	mg/L				50
Copper	ND	ND	mg/L				50
Lead	ND	ND	mg/L				50
Molybdenum	ND	0.01984	mg/L				50
Nickel	0.07661	0.07620	mg/L	J			50
Selenium	ND	0.05869	mg/L				50
Silver	ND	ND	mg/L				50
Thallium	ND	ND	mg/L				50
Vanadium	0.07934	0.06733	mg/L	J			50
Zinc	0.6683	0.6400	mg/L	J			50

Type:	Blank	Lab ID:	QC1326356	Batch:	391223
Matrix:	Water	Method:	EPA 7470A	Prep Method:	EPA 7470A

QC1326356 Analyte	Result	Qual	Units	RL	MDL	Prepared	Analyzed
Mercury	ND		mg/L	0.00040	0.000032	12/29/25	12/29/25

Type:	Lab Control Sample	Lab ID:	QC1326357	Batch:	391223
Matrix:	Water	Method:	EPA 7470A	Prep Method:	EPA 7470A

QC1326357 Analyte	Result	Spiked	Units	Recovery	Qual	Limits
Mercury	0.005422	0.005000	mg/L	108%		80-120

Type:	Matrix Spike	Lab ID:	QC1326358	Batch:	391223
Matrix (Source ID):	Water (549865-001)	Method:	EPA 7470A	Prep Method:	EPA 7470A

QC1326358 Analyte	Result	Source Sample Result	Spiked	Units	Recovery	Qual	Limits	DF
Mercury	0.9910	0.01696	1.000	mg/L	97%		75-125	200

Type:	Matrix Spike Duplicate	Lab ID:	QC1326359	Batch:	391223
Matrix (Source ID):	Water (549865-001)	Method:	EPA 7470A	Prep Method:	EPA 7470A

QC1326359 Analyte	Result	Source Sample Result	Spiked	Units	Recovery	Qual	Limits	RPD	RPD Lim	DF
Mercury	1.004	0.01696	1.000	mg/L	99%		75-125	1	20	200

ENTHALPY ANALYTICAL

Batch QC

Type: Lab Control Sample	Lab ID: QC1326262	Batch: 391196
Matrix: Water	Method: EPA 8260B	Prep Method: EPA 5030B

QC1326262 Analyte	Result	Spiked	Units	Recovery	Qual	Limits
Vinyl Chloride	0.04380	0.05000	mg/L	88%		70-131
1,1-Dichloroethene	0.04578	0.05000	mg/L	92%		69-128
2-Butanone	0.1213	0.1250	mg/L	97%		58-139
Chloroform	0.04648	0.05000	mg/L	93%		73-125
Carbon Tetrachloride	0.04247	0.05000	mg/L	85%		70-130
1,2-Dichloroethane	0.04706	0.05000	mg/L	94%		71-121
Benzene	0.04428	0.05000	mg/L	89%		76-121
Trichloroethene	0.04218	0.05000	mg/L	84%		76-124
Tetrachloroethene	0.03928	0.05000	mg/L	79%		75-125
Chlorobenzene	0.04336	0.05000	mg/L	87%		78-120
1,4-Dichlorobenzene	0.04581	0.05000	mg/L	92%		77-120
Surrogates						
Dibromofluoromethane	0.05043	0.05000	mg/L	101%		70-130
1,2-Dichloroethane-d4	0.05454	0.05000	mg/L	109%		70-130
Toluene-d8	0.04678	0.05000	mg/L	94%		70-130
Bromofluorobenzene	0.04874	0.05000	mg/L	97%		70-130

Type: Lab Control Sample Duplicate	Lab ID: QC1326263	Batch: 391196
Matrix: Water	Method: EPA 8260B	Prep Method: EPA 5030B

QC1326263 Analyte	Result	Spiked	Units	Recovery	Qual	Limits	RPD	RPD Lim
Vinyl Chloride	0.04321	0.05000	mg/L	86%		70-131	1	27
1,1-Dichloroethene	0.04432	0.05000	mg/L	89%		69-128	3	23
2-Butanone	0.1280	0.1250	mg/L	102%		58-139	5	23
Chloroform	0.04861	0.05000	mg/L	97%		73-125	4	21
Carbon Tetrachloride	0.04639	0.05000	mg/L	93%		70-130	9	23
1,2-Dichloroethane	0.04778	0.05000	mg/L	96%		71-121	2	20
Benzene	0.04552	0.05000	mg/L	91%		76-121	3	21
Trichloroethene	0.04181	0.05000	mg/L	84%		76-124	1	22
Tetrachloroethene	0.04169	0.05000	mg/L	83%		75-125	6	22
Chlorobenzene	0.04450	0.05000	mg/L	89%		78-120	3	20
1,4-Dichlorobenzene	0.04668	0.05000	mg/L	93%		77-120	2	20
Surrogates								
Dibromofluoromethane	0.05091	0.05000	mg/L	102%		70-130		
1,2-Dichloroethane-d4	0.05259	0.05000	mg/L	105%		70-130		
Toluene-d8	0.04876	0.05000	mg/L	98%		70-130		
Bromofluorobenzene	0.04756	0.05000	mg/L	95%		70-130		

ENTHALPY ANALYTICAL

Batch QC

Type: Blank	Lab ID: QC1326266	Batch: 391196
Matrix: Water	Method: EPA 8260B	Prep Method: EPA 5030B

QC1326266 Analyte	Result	Qual	Units	RL	MDL	Prepared	Analyzed
Vinyl Chloride	ND		mg/L	0.005	0.00006	12/29/25	12/29/25
1,1-Dichloroethene	ND		mg/L	0.005	0.00009	12/29/25	12/29/25
2-Butanone	ND		mg/L	0.1	0.002	12/29/25	12/29/25
Chloroform	ND		mg/L	0.005	0.00008	12/29/25	12/29/25
Carbon Tetrachloride	ND		mg/L	0.005	0.00007	12/29/25	12/29/25
1,2-Dichloroethane	ND		mg/L	0.005	0.0001	12/29/25	12/29/25
Benzene	ND		mg/L	0.005	0.00003	12/29/25	12/29/25
Trichloroethene	ND		mg/L	0.005	0.00005	12/29/25	12/29/25
Tetrachloroethene	ND		mg/L	0.005	0.0001	12/29/25	12/29/25
Chlorobenzene	ND		mg/L	0.005	0.00009	12/29/25	12/29/25
1,4-Dichlorobenzene	ND		mg/L	0.005	0.00009	12/29/25	12/29/25
Surrogates				**Limits**			
Dibromofluoromethane	96%		%REC	70-130		12/29/25	12/29/25
1,2-Dichloroethane-d4	96%		%REC	70-130		12/29/25	12/29/25
Toluene-d8	101%		%REC	70-130		12/29/25	12/29/25
Bromofluorobenzene	100%		%REC	70-130		12/29/25	12/29/25

Type: Matrix Spike	Lab ID: QC1326317	Batch: 391196
Matrix (Source ID): Water (549507-015)	Method: EPA 8260B	Prep Method: EPA 5030B

QC1326317 Analyte	Result	Source Sample Result	Spiked	Units	Recovery	Qual	Limits	DF
Vinyl Chloride	0.02064	ND	0.02000	mg/L	103%		64-128	1
1,1-Dichloroethene	0.01956	ND	0.02000	mg/L	98%		62-131	1
2-Butanone	0.05370	ND	0.05000	mg/L	107%		48-157	1
Chloroform	0.02160	ND	0.02000	mg/L	108%		67-127	1
Carbon Tetrachloride	0.01857	ND	0.02000	mg/L	93%		70-140	1
1,2-Dichloroethane	0.02046	ND	0.02000	mg/L	102%		68-122	1
Benzene	0.01855	ND	0.02000	mg/L	93%		70-123	1
Trichloroethene	0.01760	ND	0.02000	mg/L	88%		65-131	1
Tetrachloroethene	0.01659	ND	0.02000	mg/L	83%		65-132	1
Chlorobenzene	0.01911	ND	0.02000	mg/L	96%		72-121	1
1,4-Dichlorobenzene	0.01942	ND	0.02000	mg/L	97%		71-122	1
Surrogates								
Dibromofluoromethane	0.05153		0.05000	mg/L	103%		70-130	1
1,2-Dichloroethane-d4	0.05220		0.05000	mg/L	104%		70-130	1
Toluene-d8	0.04811		0.05000	mg/L	96%		70-130	1
Bromofluorobenzene	0.04812		0.05000	mg/L	96%		70-130	1

ENTHALPY ANALYTICAL

Batch QC

Type:	**Matrix Spike Duplicate**	**Lab ID:**	**QC1326318**	**Batch:**	**391196**
Matrix (Source ID):	**Water (549507-015)**	**Method:**	**EPA 8260B**	**Prep Method:**	**EPA 5030B**

QC1326318 Analyte	Result	Source Sample Result	Spiked	Units	Recovery	Qual	Limits	RPD	RPD Lim	DF
Vinyl Chloride	0.01930	ND	0.02000	mg/L	96%		64-128	7	29	1
1,1-Dichloroethene	0.01814	ND	0.02000	mg/L	91%		62-131	8	31	1
2-Butanone	0.05257	ND	0.05000	mg/L	105%		48-157	2	30	1
Chloroform	0.01982	ND	0.02000	mg/L	99%		67-127	9	30	1
Carbon Tetrachloride	0.01796	ND	0.02000	mg/L	90%		70-140	3	32	1
1,2-Dichloroethane	0.01981	ND	0.02000	mg/L	99%		68-122	3	29	1
Benzene	0.01817	ND	0.02000	mg/L	91%		70-123	2	31	1
Trichloroethene	0.01588	ND	0.02000	mg/L	79%		65-131	10	31	1
Tetrachloroethene	0.01509	ND	0.02000	mg/L	75%		65-132	10	31	1
Chlorobenzene	0.01664	ND	0.02000	mg/L	83%		72-121	14	29	1
1,4-Dichlorobenzene	0.01856	ND	0.02000	mg/L	93%		71-122	5	29	1
Surrogates										
Dibromofluoromethane	0.05252		0.05000	mg/L	105%		70-130			1
1,2-Dichloroethane-d4	0.05566		0.05000	mg/L	111%		70-130			1
Toluene-d8	0.04635		0.05000	mg/L	93%		70-130			1
Bromofluorobenzene	0.04990		0.05000	mg/L	100%		70-130			1

Type:	**Blank**	**Lab ID:**	**QC1326361**	**Batch:**	**391224**
Matrix:	**Water**	**Method:**	**EPA 8270C**	**Prep Method:**	**EPA 3510C**

QC1326361 Analyte	Result	Qual	Units	RL	MDL	Prepared	Analyzed
Pyridine	ND		mg/L	0.010	0.0028	12/29/25	12/29/25
2-Methylphenol	ND		mg/L	0.010	0.0032	12/29/25	12/29/25
3-,4-Methylphenol	ND		mg/L	0.010	0.0030	12/29/25	12/29/25
Hexachloroethane	ND		mg/L	0.010	0.0030	12/29/25	12/29/25
Nitrobenzene	ND		mg/L	0.025	0.0084	12/29/25	12/29/25
Hexachlorobutadiene	ND		mg/L	0.010	0.0022	12/29/25	12/29/25
2,4,6-Trichlorophenol	ND		mg/L	0.010	0.0041	12/29/25	12/29/25
2,4,5-Trichlorophenol	ND		mg/L	0.010	0.0037	12/29/25	12/29/25
2,4-Dinitrotoluene	ND		mg/L	0.010	0.0043	12/29/25	12/29/25
Hexachlorobenzene	ND		mg/L	0.010	0.0030	12/29/25	12/29/25
Pentachlorophenol	ND		mg/L	0.025	0.0057	12/29/25	12/29/25
Surrogates				**Limits**			
2-Fluorophenol	59%		%REC	15-120		12/29/25	12/29/25
Phenol-d6	36%		%REC	15-120		12/29/25	12/29/25
2,4,6-Tribromophenol	78%		%REC	15-140		12/29/25	12/29/25
Nitrobenzene-d5	89%		%REC	15-123		12/29/25	12/29/25
2-Fluorobiphenyl	88%		%REC	15-120		12/29/25	12/29/25
Terphenyl-d14	106%		%REC	15-120		12/29/25	12/29/25

ENTHALPY ANALYTICAL

Batch QC

Type: Lab Control Sample	**Lab ID:** QC1326362	**Batch:** 391224
Matrix: Water	**Method:** EPA 8270C	**Prep Method:** EPA 3510C

QC1326362 Analyte	Result	Spiked	Units	Recovery	Qual	Limits
Pyridine	0.02629	0.07500	mg/L	35%		13-120
2-Methylphenol	0.06698	0.07500	mg/L	89%		44-120
3-,4-Methylphenol	0.06044	0.07500	mg/L	81%		40-120
Hexachloroethane	0.06981	0.07500	mg/L	93%		33-120
Nitrobenzene	0.07554	0.07500	mg/L	101%		51-120
Hexachlorobutadiene	0.06180	0.07500	mg/L	82%		30-120
2,4,6-Trichlorophenol	0.07966	0.07500	mg/L	106%		60-122
2,4,5-Trichlorophenol	0.07786	0.07500	mg/L	104%		62-124
2,4-Dinitrotoluene	0.08456	0.07500	mg/L	113%		69-127
Hexachlorobenzene	0.07361	0.07500	mg/L	98%		62-120
Pentachlorophenol	0.06608	0.07500	mg/L	88%		51-120
Surrogates						
2-Fluorophenol	0.02303	0.04000	mg/L	58%		15-120
Phenol-d6	0.01462	0.04000	mg/L	37%		15-120
2,4,6-Tribromophenol	0.03946	0.04000	mg/L	99%		15-140
Nitrobenzene-d5	0.04064	0.04000	mg/L	102%		15-123
2-Fluorobiphenyl	0.03730	0.04000	mg/L	93%		15-120
Terphenyl-d14	0.04191	0.04000	mg/L	105%		15-120

Type: Lab Control Sample Duplicate	**Lab ID:** QC1326363	**Batch:** 391224
Matrix: Water	**Method:** EPA 8270C	**Prep Method:** EPA 3510C

QC1326363 Analyte	Result	Spiked	Units	Recovery	Qual	Limits	RPD	RPD Lim
Pyridine	0.01247	0.07500	mg/L	17%		13-120	71*	62
2-Methylphenol	0.06179	0.07500	mg/L	82%		44-120	8	51
3-,4-Methylphenol	0.05580	0.07500	mg/L	74%		40-120	8	51
Hexachloroethane	0.06505	0.07500	mg/L	87%		33-120	7	59
Nitrobenzene	0.06886	0.07500	mg/L	92%		51-120	9	52
Hexachlorobutadiene	0.05788	0.07500	mg/L	77%		30-120	7	58
2,4,6-Trichlorophenol	0.07534	0.07500	mg/L	100%		60-122	6	49
2,4,5-Trichlorophenol	0.07306	0.07500	mg/L	97%		62-124	6	46
2,4-Dinitrotoluene	0.08274	0.07500	mg/L	110%		69-127	2	40
Hexachlorobenzene	0.07393	0.07500	mg/L	99%		62-120	0	41
Pentachlorophenol	0.06692	0.07500	mg/L	89%		51-120	1	42
Surrogates								
2-Fluorophenol	0.02040	0.04000	mg/L	51%		15-120		
Phenol-d6	0.01347	0.04000	mg/L	34%		15-120		
2,4,6-Tribromophenol	0.03976	0.04000	mg/L	99%		15-140		
Nitrobenzene-d5	0.03700	0.04000	mg/L	92%		15-123		
2-Fluorobiphenyl	0.03595	0.04000	mg/L	90%		15-120		
Terphenyl-d14	0.04155	0.04000	mg/L	104%		15-120		

ENTHALPY ANALYTICAL

Batch QC

Type: Blank	**Lab ID: QC1326367**	**Batch: 391224**
Matrix: Water	**Method: EPA 8270C**	**Prep Method: EPA 3510C**

QC1326367 Analyte	Result	Qual	Units	RL	MDL	Prepared	Analyzed
Pyridine	ND		mg/L	0.010	0.0028	12/29/25	12/29/25
2-Methylphenol	ND		mg/L	0.010	0.0032	12/29/25	12/29/25
3-,4-Methylphenol	ND		mg/L	0.010	0.0030	12/29/25	12/29/25
Hexachloroethane	ND		mg/L	0.010	0.0030	12/29/25	12/29/25
Nitrobenzene	ND		mg/L	0.025	0.0084	12/29/25	12/29/25
Hexachlorobutadiene	ND		mg/L	0.010	0.0022	12/29/25	12/29/25
2,4,6-Trichlorophenol	ND		mg/L	0.010	0.0041	12/29/25	12/29/25
2,4,5-Trichlorophenol	ND		mg/L	0.010	0.0037	12/29/25	12/29/25
2,4-Dinitrotoluene	ND		mg/L	0.010	0.0043	12/29/25	12/29/25
Hexachlorobenzene	ND		mg/L	0.010	0.0030	12/29/25	12/29/25
Pentachlorophenol	ND		mg/L	0.025	0.0057	12/29/25	12/29/25
Surrogates				**Limits**			
2-Fluorophenol	55%		%REC	15-120		12/29/25	12/29/25
Phenol-d6	37%		%REC	15-120		12/29/25	12/29/25
2,4,6-Tribromophenol	81%		%REC	15-140		12/29/25	12/29/25
Nitrobenzene-d5	89%		%REC	15-123		12/29/25	12/29/25
2-Fluorobiphenyl	89%		%REC	15-120		12/29/25	12/29/25
Terphenyl-d14	103%		%REC	15-120		12/29/25	12/29/25

Type: Lab Control Sample	**Lab ID: QC1326368**	**Batch: 391224**
Matrix: Water	**Method: EPA 8270C**	**Prep Method: EPA 3510C**

QC1326368 Analyte	Result	Spiked	Units	Recovery	Qual	Limits
Pyridine	0.02216	0.07500	mg/L	30%		13-120
2-Methylphenol	0.06581	0.07500	mg/L	88%		44-120
3-,4-Methylphenol	0.06201	0.07500	mg/L	83%		40-120
Hexachloroethane	0.06707	0.07500	mg/L	89%		33-120
Nitrobenzene	0.07280	0.07500	mg/L	97%		51-120
Hexachlorobutadiene	0.05835	0.07500	mg/L	78%		30-120
2,4,6-Trichlorophenol	0.07641	0.07500	mg/L	102%		60-122
2,4,5-Trichlorophenol	0.07741	0.07500	mg/L	103%		62-124
2,4-Dinitrotoluene	0.08433	0.07500	mg/L	112%		69-127
Hexachlorobenzene	0.07241	0.07500	mg/L	97%		62-120
Pentachlorophenol	0.06924	0.07500	mg/L	92%		51-120
Surrogates						
2-Fluorophenol	0.02315	0.04000	mg/L	58%		15-120
Phenol-d6	0.01586	0.04000	mg/L	40%		15-120
2,4,6-Tribromophenol	0.04098	0.04000	mg/L	102%		15-140
Nitrobenzene-d5	0.03973	0.04000	mg/L	99%		15-123
2-Fluorobiphenyl	0.03524	0.04000	mg/L	88%		15-120
Terphenyl-d14	0.04292	0.04000	mg/L	107%		15-120

Batch QC

Type:	**Lab Control Sample Duplicate**	**Lab ID:**	**QC1326369**	**Batch:**	**391224**
Matrix:	**Water**	**Method:**	**EPA 8270C**	**Prep Method:**	**EPA 3510C**

QC1326369 Analyte	Result	Spiked	Units	Recovery	Qual	Limits	RPD	RPD Lim
Pyridine	0.01821	0.07500	mg/L	24%		13-120	20	62
2-Methylphenol	0.05726	0.07500	mg/L	76%		44-120	14	51
3-,4-Methylphenol	0.05149	0.07500	mg/L	69%		40-120	19	51
Hexachloroethane	0.06977	0.07500	mg/L	93%		33-120	4	59
Nitrobenzene	0.07298	0.07500	mg/L	97%		51-120	0	52
Hexachlorobutadiene	0.06306	0.07500	mg/L	84%		30-120	8	58
2,4,6-Trichlorophenol	0.08220	0.07500	mg/L	110%		60-122	7	49
2,4,5-Trichlorophenol	0.08153	0.07500	mg/L	109%		62-124	5	46
2,4-Dinitrotoluene	0.08631	0.07500	mg/L	115%		69-127	2	40
Hexachlorobenzene	0.07603	0.07500	mg/L	101%		62-120	5	41
Pentachlorophenol	0.07004	0.07500	mg/L	93%		51-120	1	42
Surrogates								
2-Fluorophenol	0.01755	0.04000	mg/L	44%		15-120		
Phenol-d6	0.01072	0.04000	mg/L	27%		15-120		
2,4,6-Tribromophenol	0.04340	0.04000	mg/L	109%		15-140		
Nitrobenzene-d5	0.04060	0.04000	mg/L	101%		15-123		
2-Fluorobiphenyl	0.03849	0.04000	mg/L	96%		15-120		
Terphenyl-d14	0.04375	0.04000	mg/L	109%		15-120		

Type:	**Sample Duplicate**	**Lab ID:**	**QC1326338**	**Batch:**	**391220**
Matrix (Source ID):	**Water (549827-001)**	**Method:**	**EPA 9040B**		

QC1326338 Analyte	Result	Source Sample Result	Units	Qual	RPD	RPD Lim	DF
pH	5.950	5.930	SU		0	20	1
Temperature	21.70	21.50	deg C		1	20	1

* Value is outside QC limits
J Estimated value
ND Not Detected

Enthalpy Analytical
931 West Barkley Ave
Orange, CA 92868
(714) 771-6900

enthalpy.com

Lab Job Number : 549965
Report Level : II
Report Date : 01/08/2026

Analytical Report *prepared for:*

Helen Dubach
CTEH Chiquita Canyon Landfill - PROJ-037507
5120 Northshore Drive
North Little Rock, AR 72118

Project: EAST BASIN - East Basin Waters & Soils - Stormwater Scope

Authorized for release by:



David Tripp, Project Manager
657-581-4710
david.tripp@enthalpy.com

This data package has been reviewed for technical correctness and completeness. Release of this data has been authorized by the Laboratory Manager or the Manager's designee, as verified by the above signature which applies to this PDF file as well as any associated electronic data deliverable files. The results contained in this report meet all requirements of NELAP and pertain only to those samples which were submitted for analysis. This report may be reproduced only in its entirety.

CA ELAP# 1338, CA ELAP #1338-S1, NELAP# 4038, SCAQMD LAP# 18LA0518, LACSD ID# 10105, ORELAP# 4197

ENTHALPY ANALYTICAL

Sample Summary

Helen Dubach CTEH Chiquita Canyon Landfill - PROJ-037507 5120 Northshore Drive North Little Rock, AR 72118	Lab Job #: Project No: Location: Date Received:	549965 EAST BASIN East Basin Waters & Soils - Stormwater Scope 12/30/25

Sample ID	Lab ID	Collected	Matrix
EAST BASIN	549965-001	12/30/25 11:45	Water

ENTHALPY ANALYTICAL

Case Narrative

CTEH Chiquita Canyon Landfill - PROJ-037507 5120 Northshore Drive North Little Rock, AR 72118 Helen Dubach	Lab Job Number: 549965 Project No: EAST BASIN Location: East Basin Waters & Soils - Stormwater Scope Date Received: 12/30/25

This data package contains sample and QC results for one water sample, requested for the above referenced project on 12/30/25. The sample was received in good condition. No Coliform testing per no sample collected for COLI and prior text notification that Coliforms would not be collected (confirmed by phone with CTEH field crew 12/30/25).

Volatile Organics by GC/MS (EPA 8260B):

- Low recovery was observed for chlorobenzene in the MS for batch 391356; the parent sample was not a project sample, the BS/BSD were within limits, and the associated RPD was within limits.
- EAST BASIN (lab # 549965-001) had pH greater than 2.
- No other analytical problems were encountered.

Semivolatile Organics by GC/MS (EPA 8270C):
No analytical problems were encountered.

Semivolatile Organics by GC/MS (EPA 625.1):
No analytical problems were encountered.

Semivolatile Organics by GC/MS SIM (EPA 8270C-SIM):
No analytical problems were encountered.

Pesticides (EPA 8081A):
No analytical problems were encountered.

Total Organic Carbon by IR (SM 5310B):
No analytical problems were encountered.

PCBs (EPA 8082):
No analytical problems were encountered.

Metals (EPA 200.7, EPA 200.8, and EPA 245.1):

- Low recoveries were observed for boron, antimony, and tin in the MS/MSD for batch 391329; the parent sample was not a project sample, the LCS was within limits, and the associated RPDs were within limits.
- Sodium was detected between the MDL and the RL in the method blank for batch 391342; this analyte was detected in the sample at a level at least 10 times that of the blank.
- No other analytical problems were encountered.

Ion Chromatography (EPA 300.0):

- Responses exceeding the instrument's linear range were observed for nitrogen, nitrate and sulfate in the MS/MSD for batch 391299 and the MS/MSD of EAST BASIN (lab # 549965-001); affected data was qualified with "E".
- No other analytical problems were encountered.

Conductivity (SM2510B):
No analytical problems were encountered.

Total Oil & Grease (HEM) (EPA 1664A):

- Matrix spikes were not performed for this analysis due to insufficient sample volume.
- No analytical problems were encountered.

Total Phenolics (EPA 420.1):
No analytical problems were encountered.

Alkalinity (SM2320B):
No analytical problems were encountered.

Sulfide (SM 4500-S2-D):
No analytical problems were encountered.

Total Dissolved Solids (TDS) (SM2540C):
No analytical problems were encountered.

Total Suspended Solids (TSS) (SM2540D):
No analytical problems were encountered.

Chemical Oxygen Demand (SM5220D):
No analytical problems were encountered.

Biochemical Oxygen Demand (SM5210B):
No analytical problems were encountered.

Turbidity (SM2130B):
No analytical problems were encountered.

Cyanide - Semi-Automated Method (SM 4500-CN-E and SM 4500-CN-E):

- High RPD was observed for cyanide in the MS/MSD for batch 391320; the parent sample was not a project sample, and this analyte was not detected at or above the RL in the associated sample.
- No other analytical problems were encountered.

Ammonia and TKN- Semi-Automated Method (SM 4500-NH3-G):
No analytical problems were encountered.

Organophosphorus Pesticides (EPA 8141A):
Pace Laboratories in Bakersfield, CA performed the analysis (see sublab report section for certifications). Please see the Pace Laboratories case narrative.

8151A Chlorinated Herbicides (EPA 8151A):
McCampbell Analytical, Inc. in Pittsburg, CA performed the analysis (NELAP certified). Please see the McCampbell Analytical, Inc. case narrative.

RSK-175 CO2 (RSK-175):
McCampbell Analytical, Inc. in Pittsburg, CA performed the analysis (see sublab report section for certifications). Please see the McCampbell Analytical, Inc. case narrative.

Dioxins & Furans (EPA 8290):
Enthalpy - El Dorado Hills in El Dorado Hills, CA performed the analysis (see sublab report section for certifications). Please see the Enthalpy - El Dorado Hills case narrative.

ENTHALPY ANALYTICAL

Detection Summary

Helen Dubach
CTEH Chiquita Canyon Landfill - PROJ-037507
5120 Northshore Drive
North Little Rock, AR 72118

Lab Job #: 549965
Project No: EAST BASIN
Location: East Basin Waters & Soils - Stormwater Scope
Date Received: 12/30/25

Sample ID: EAST BASIN **Lab ID: 549965-001** **Collected: 12/30/25 11:45**
Matrix: Water

549965-001 Analyte	Result	Qual	Units	RL	MDL
Method: EPA 200.7 Prep Method: EPA 3015A					
Calcium	**51**		mg/L	0.10	0.0095
Iron	**0.71**		mg/L	0.050	0.017
Magnesium	**11**		mg/L	0.10	0.017
Potassium	**13**		mg/L	0.50	0.20
Sodium	**57**		mg/L	0.50	0.017
Method: EPA 200.8 Prep Method: EPA 3015A					
Arsenic	**4.3**		ug/L	2.0	0.30
Barium	**62**		ug/L	5.0	0.44
Boron	**210**		ug/L	100	57
Chromium	**2.3**	J	ug/L	5.0	0.40
Cobalt	**0.76**	J	ug/L	1.0	0.14
Copper	**5.3**		ug/L	3.0	0.84
Lead	**0.52**	J	ug/L	5.0	0.23
Manganese	**29**		ug/L	10	4.3
Nickel	**3.0**	J	ug/L	5.0	0.91
Selenium	**5.4**		ug/L	4.0	1.8
Vanadium	**4.0**	J	ug/L	5.0	0.59
Zinc	**9.0**	J	ug/L	10	7.6
Method: EPA 300.0 Prep Method: METHOD					
Fluoride	**0.24**		mg/L	0.20	0.072
Chloride	**28**		mg/L	1.0	0.27
Nitrogen, Nitrite	**0.13**		mg/L	0.10	0.02
Nitrogen, Nitrate	**1.8**		mg/L	0.10	0.05
Sulfate	**130**		mg/L	10	2.5
Method: EPA 350.1 Prep Method: METHOD					
Ammonia-N	**0.25**		mg/L	0.10	0.050
Method: EPA 8260B Prep Method: EPA 5030B					
Benzene	**0.04**	J	ug/L	1.0	0.03
Method: EPA 8270C-SIM Prep Method: EPA 3535					
1,4-Dioxane	**1.0**		ug/L	1.0	0.84
Method: SM 5310B Prep Method: SM 5310B					
Total Organic Carbon	**30**		mg/L	1.0	0.49
Method: SM2130B					
Turbidity	**50**		NTU	0.20	0.12

Results for any subcontracted analyses are not included in this summary. Data qualifiers and additional information necessary for the interpretation of the test results are contained in the PDF file and may not be included in this summary.

ENTHALPY ANALYTICAL

Detection Summary

549965-001 Analyte	Result	Qual	Units	RL	MDL
Method: SM2320B Prep Method: METHOD					
Bicarbonate	**140**		mg/L	5.0	
Alkalinity, Total as CaCO3	**110**		mg/L	5.0	
Method: SM2510B Prep Method: METHOD					
Specific Conductance	**630**		umhos/cm	1.0	
Method: SM2540C Prep Method: METHOD					
Total Dissolved Solids	**440**		mg/L	20	
Method: SM2540D Prep Method: METHOD					
Total Suspended Solids	**49**		mg/L	0.5	
Method: SM5210B Prep Method: METHOD					
Biochemical Oxygen Demand	**4.8**	BOD5	mg/L	3.0	
Method: SM5220D Prep Method: SM 5220D					
Chemical Oxygen Demand	**77**		mg/L	4.0	2.0

BOD5 Estimated result, under-depleted, highest volume replicate reported
J Estimated value

Results for any subcontracted analyses are not included in this summary. Data qualifiers and additional information necessary for the interpretation of the test results are contained in the PDF file and may not be included in this summary.

Login 549965

Entnalpy Analytical - Orange

931 W. Barkley Avenue, Orange, CA 92868

Phone 714-771-6900

Chain of Custody Record

Lab No: 549965

Page: 1 of 3

Turn Around Time (rush by advanced notice only)

Standard:	X	5 Day:		3 Day:	
2 Day:		1 Day:		Custom TAT:	

Matrix: A = Air S = Soil/Solid W = Water DW = Drinking Wate SD = Sediment PP = Pure Product SEA = Sea Water SW = Swab T = Tissue WP = Wipe O = Other

Preservatives: 1 = $Na_2S_2O_3$ 2 = HCl 3 = HNO_3 4 = H_2SO_4 5 = NaOH 6 = Other

Sample Receipt Temp: 1/15 4.4/4.2 1.2/4.2 (lab use only)

CUSTOMER INFORMATION		PROJECT INFORMATION	
Company:	Chiquita Canyon, LLC	Name:	East Basin
Report To:	Kate Logan	Number:	
Email:	kate.logan@wasteconnections.com	P.O. #:	
Address:	29201 Henry Mayo Drive	Address:	29201 Henry Mayo Drive
	Castaic, CA 91384		Castaic, CA 91384
Phone:	682-559-3880	Global ID:	
Fax:		Sampled By:	MT, CH

	Sample ID	Sampling Date	Sampling Time	Matrix	Container No. / Size	Pres.	200.7/200.8 Metals (see comments)	245.1 Mercury	4500-CN-E Cyanide	8081 Pesticides / 8082 PCBs	8141 Organophosphorous Pesticides	8151 Herbicides	8260 VOCs	8260 Acrolein/Acrylonitrile	8270C	8290 2,3,7,8-TCDD	Test Instructions / Comments
1	East Basin	12/30/25	1145	W	30	6,2,4,1	X	X	X	X	X	X	X	X	X	X	Temp: 14°C, pH 8.33
2																	
3																	
4																	
5																	
6																	
7																	
8																	
9																	
10																	

Analysis Request

Test Instructions / Comments

200.8 - Ag, As, B, Ba, Be, Cd, Co, Cr, Cu, Ni, Mn, Pb, Sb, Se, Sn, Tl, V, Zn
200.7 - Fe, Ca, K, Mg, Na

Additional email recipients:
matt.breuer@wasteconnections.com
stormwater@wasteconnections.com
tmb@swteng.com
aav@swteng.com

Direct invoices to:
Maribel Bolanos
(661) 257-3665

	Signature	Print Name	Company / Title	Date / Time
[1] Relinquished By:		Matt Tuggle	CTEH	12/30 1510
[1] Received By:		DKR	EA	12/30/25 1610
[2] Relinquished By:				
[2] Received By:				
[3] Relinquished By:				
[3] Received By:				

ENTHALPY ANALYTICAL

Chain of Custody Record

Lab No: 549965

Page: 2 of 3

Turn Around Time (rush by advanced notice only)					
Standard:	X	5 Day:		3 Day:	
2 Day:		1 Day:		Custom TAT:	

Enthalpy Analytical - Orange

931 W. Barkley Avenue, Orange, CA 92868

Phone 714-771-6900

Matrix: A = Air S = Soil/Solid W = Water DW = Drinking Wate SD = Sediment PP = Pure Product SEA = Sea Water SW = Swab T = Tissue WP = Wipe O = Other

Preservatives: 1 = $Na_2S_2O_3$ 2 = HCl 3 = HNO_3 4 = H_2SO_4 5 = NaOH 6 = Other

Sample Receipt Temp: (lab use only)

CUSTOMER INFORMATION		PROJECT INFORMATION	
Company:	Chiquita Canyon, LLC	Name:	East Basin
Report To:	Kate Logan	Number:	
Email:	kate.logan@wasteconnections.com	P.O. #:	
Address:	29201 Henry Mayo Drive	Address:	29201 Henry Mayo Drive
	Castaic, CA 91384		Castaic, CA 91384
Phone:	682-559-3880	Global ID:	
Fax:		Sampled By:	MT, CH

	Sample ID	Sampling Date	Sampling Time	Matrix	Container No. / Size	Pres.	SM4500-S2-D Total Sulfide	420.1 Total Phenolics	1664A Oil and Grease	SM5210B BOD	9221F E. Coli	300.0 Cl, Br, Fl, NO3, NO2, SO4	2540D TSS	5310B TOC	8270 SIM 1,4-Dioxane	SM2320B Alkalinity	Test Instructions / Comments
1	East Basin	12/30/25	1145	W	30	6,2,4,1	X	X	X	X	X	X	X	X	X	X	Temp: 14°C, pH 8.33
2																	
3																	
4																	
5																	
6																	
7																	
8																	
9																	
10																	

Analysis Request

Test Instructions / Comments

Additional email recipients:
matt.breuer@wasteconnections.com
stormwater@wasteconnections.com
tmb@swteng.com
aav@swteng.com

Direct invoices to:
Maribel Bolanos
(661) 257-3665

	Signature	Print Name	Company / Title	Date / Time
[1] Relinquished By:		Matt Tuggle	CTEH	12/30 1510
[1] Received By:		JKR	EA	12/30/25 1510
[2] Relinquished By:				
[2] Received By:				
[3] Relinquished By:				
[3] Received By:				

ENTHALPY ANALYTICAL

Chain of Custody Record

Lab No: 599965

Page: 3 of 3

Turn Around Time (rush by advanced notice only)					
Standard:	X	5 Day:		3 Day:	
2 Day:		1 Day:		Custom TAT:	

Enthalpy Analytical - Orange

931 W. Barkley Avenue, Orange, CA 92868

Phone 714-771-6900

Matrix: A = Air S = Soil/Solid W = Water DW = Drinking Wate SD = Sediment PP = Pure Product SEA = Sea Water SW = Swab T = Tissue WP = Wipe O = Other

Preservatives: 1 = $Na_2S_2O_3$ 2 = HCl 3 = HNO_3 4 = H_2SO_4 5 = NaOH 6 = Other

Sample Receipt Temp: (lab use only)

CUSTOMER INFORMATION		PROJECT INFORMATION	
Company:	Chiquita Canyon, LLC	Name:	East Basin
Report To:	Kate Logan	Number:	
Email:	kate.logan@wasteconnections.com	P.O. #:	
Address:	29201 Henry Mayo Drive	Address:	29201 Henry Mayo Drive
	Castaic, CA 91384		Castaic, CA 91384
Phone:	682-559-3880	Global ID:	
Fax:		Sampled By:	MT, CH

	Sample ID	Sampling Date	Sampling Time	Matrix	Container No. / Size	Pres.	SM5220D Chemical Oxygen Demand	SM2510B Specific Conductance	RSK-175 Carbon Dioxide	2540E TDS	SM2130B Turbidity	350.1 Ammonia	625.1 - See Comments	625.1 Alpha-Terpineol			Test Instructions / Comments
1	East Basin	12/30/25	1145	W	30	6,2,4,1	X	X	X	X	X	X	X	X	X	X	Temp: 14°C, pH 8.33
2																	
3																	
4																	
5																	
6																	
7																	
8																	
9																	
10																	

Analysis Request

Test Instructions / Comments

625.1 - Benzoic Acid, Pyridine, Phenol, 2-methylphenol, 3,4-methylphenol, Cresol, Naphthalene, alpha-terpineol

Additional email recipients:
matt.breuer@wasteconnections.com
stormwater@wasteconnections.com
tmb@swteng.com
aav@swteng.com

Direct invoices to:
Maribel Bolanos
(661) 257-3665

	Signature	Print Name	Company / Title	Date / Time
1 Relinquished By:		Matt Tuggle	CTEH	12/30 1510
1 Received By:		VKR	EA	12/30/25 1510
2 Relinquished By:				
2 Received By:				
3 Relinquished By:		\		
3 Received By:				

SAMPLE RECEIPT CHECKLIST

Section 1: General Info

Date Received: 12/30/15 WO# 549965 Client: Chiquita Canyon

Section 2: Shipping / Custody **Are custody seals present?** ☐ Yes ☑ No

Custody seals intact on arrival? ☑ N/A ☐ Yes ☐ No ☐ On cooler / box ☐ On samples

☐ Courier ☑ Walk-In ☐ Field Sampling ☐ Shipping Info: _____

Section 3a: Condition / Packaging ☐ **Outside 0.0 - 6.0°C (0.0 - 10.0°C for microbiology) (PM notified)**

Date Opened 12/30/15 By (initials) JKR / JKC Type of ice used: ☑ Wet ☐ Blue/Gel ☐ None

☐ Samples received on ice directly from the field; cooling process had begun. (if checked, skip temperatures)

☐ Sample matrix doesn't require cooling (e.g. air, bulk PCB). (if checked, skip temperatures)

If no cooler: Observed/Adjusted Temp (°C): _____ / _____ Thermometer/IR Gun: IR 15 CF: +0.2

Cooler Temp (°C) #1: 4.4 / 4.8 #2: 3.8 / 4.2 #3: ____ / ____ #4: ____ / ____ #5: ____ / ____ #6: ____ / ____

Section 3b: Microbiology Samples ☑ **No microbiology samples submitted (skip 3b)**

☐ Within temp range 0.0 - 10.0°C or received on ice directly from field.

☐ Adequate headspace for microbiology analysis.

Section 3c: Air Samples ☑ **No air samples submitted (skip 3c)**

☐ 1.4L Canisters ☐ 6L Canisters ☐ Tedlar Bags ☐ MCE Cassettes ☐ Sorbent Tubes ☐ Other _____

Section 4: Containers / Labels / Samples	YES	NO	N/A
1) Were custody papers present, filled properly, and legible?	✓		
2) Is the sampler's name present on the CoC?	✓		
3) Were containers received in good condition (unbroken / unopened / uncompromised)?	✓		
4) Were the samples bagged? (required for microbiology samples; recommended for soil samples)			—
5) Were all of, and only, the correct samples received?	✓		
6) Are sample labels present, legible, and in agreement with the CoC?	✓		
7) Does the container count match the CoC?	✓		
8) Was sufficient sample volume / mass received for the analyses requested?	✓		
9) Were samples received in proper containers for the analyses requested?	✓		
10) Were samples received with > 1/2 holding time remaining?	✓		
11) Are samples properly preserved as indicated by CoC / labels?	✓		
12) Unpreserved VOAs received - If necessary, was the hold time changed in LIMS?			—
13) Are VOA vials free from headspace/bubbles > 6mm?	✓		

Section 5: Explanations / Comments

(If no comments are made, then no discrepancies noted.)

☐ **No additional discrepancies**

Date Logged 12/30/15 **By (print)** GCK **(sign)** _____

Date Labeled 12/30/15 **By (print)** JKR / AGR **(sign)** for JKR / AGR

ENTHALPY ANALYTICAL

Analysis Results for 549965

Helen Dubach
CTEH Chiquita Canyon Landfill - PROJ-037507
5120 Northshore Drive
North Little Rock, AR 72118

Lab Job #: 549965
Project No: EAST BASIN
Location: East Basin Waters & Soils - Stormwater Scope
Date Received: 12/30/25

Sample ID: EAST BASIN **Lab ID: 549965-001** **Collected: 12/30/25 11:45**
Matrix: Water

549965-001 Analyte	Result	Qual	Units	RL	MDL	DF	Batch	Prepared	Analyzed	Chemist
Method: EPA 1664A Prep Method: METHOD										
Total Oil and Grease	ND		mg/L	4.9	0.96	0.99	391347	12/31/25	12/31/25	JAG
Method: EPA 200.7 Prep Method: EPA 3015A										
Calcium	**51**		mg/L	0.10	0.0095	1	391342	12/30/25	12/30/25	KAM
Iron	**0.71**		mg/L	0.050	0.017	1	391342	12/30/25	12/30/25	KAM
Magnesium	**11**		mg/L	0.10	0.017	1	391342	12/30/25	12/30/25	KAM
Potassium	**13**		mg/L	0.50	0.20	1	391342	12/30/25	12/30/25	KAM
Sodium	**57**		mg/L	0.50	0.017	1	391342	12/30/25	12/30/25	KAM
Method: EPA 200.8 Prep Method: EPA 3015A										
Antimony	ND		ug/L	2.0	1.3	1	391329	12/30/25	12/30/25	DXC
Arsenic	**4.3**		ug/L	2.0	0.30	1	391329	12/30/25	12/30/25	DXC
Barium	**62**		ug/L	5.0	0.44	1	391329	12/30/25	12/30/25	DXC
Beryllium	ND		ug/L	1.0	0.096	1	391329	12/30/25	12/30/25	DXC
Boron	**210**		ug/L	100	57	10	391329	12/30/25	12/30/25	DXC
Cadmium	ND		ug/L	1.0	0.21	1	391329	12/30/25	12/30/25	DXC
Chromium	**2.3**	J	ug/L	5.0	0.40	1	391329	12/30/25	12/30/25	DXC
Cobalt	**0.76**	J	ug/L	1.0	0.14	1	391329	12/30/25	12/30/25	DXC
Copper	**5.3**		ug/L	3.0	0.84	1	391329	12/30/25	12/30/25	DXC
Lead	**0.52**	J	ug/L	5.0	0.23	1	391329	12/30/25	12/30/25	DXC
Manganese	**29**		ug/L	10	4.3	1	391329	12/30/25	12/30/25	DXC
Nickel	**3.0**	J	ug/L	5.0	0.91	1	391329	12/30/25	12/30/25	DXC
Selenium	**5.4**		ug/L	4.0	1.8	1	391329	12/30/25	12/30/25	DXC
Silver	ND		ug/L	5.0	0.37	1	391329	12/30/25	12/30/25	DXC
Thallium	ND		ug/L	1.0	0.14	1	391329	12/30/25	12/30/25	DXC
Tin	ND		ug/L	5.0	1.5	1	391329	12/30/25	12/30/25	DXC
Vanadium	**4.0**	J	ug/L	5.0	0.59	1	391329	12/30/25	12/30/25	DXC
Zinc	**9.0**	J	ug/L	10	7.6	1	391329	12/30/25	12/30/25	DXC
Method: EPA 245.1 Prep Method: EPA 245.1										
Mercury	ND		ug/L	0.40	0.032	1	391337	12/30/25	12/31/25	MLL
Method: EPA 300.0 Prep Method: METHOD										
Fluoride	**0.24**		mg/L	0.20	0.072	1	391299	12/30/25 16:30	12/30/25 17:36	KUM
Chloride	**28**		mg/L	1.0	0.27	1	391299	12/30/25 16:30	12/30/25 17:36	KUM
Nitrogen, Nitrite	**0.13**		mg/L	0.10	0.02	1	391299	12/30/25 16:30	12/30/25 17:36	KUM
Bromide	ND		mg/L	0.30	0.060	1	391299	12/30/25 16:30	12/30/25 17:36	KUM

Results for any subcontracted analyses are not included in this section.

ENTHALPY ANALYTICAL

Analysis Results for 549965

549965-001 Analyte	Result	Qual	Units	RL	MDL	DF	Batch	Prepared	Analyzed	Chemist
Nitrogen, Nitrate	**1.8**		mg/L	0.10	0.05	1	391299	12/30/25 16:30	12/30/25 17:36	KUM
Sulfate	**130**		mg/L	10	2.5	10	391299	12/30/25 16:30	12/30/25 18:36	KUM
Method: EPA 350.1 Prep Method: METHOD										
Ammonia-N	**0.25**		mg/L	0.10	0.050	1	391374	12/31/25	12/31/25	CKN
Method: EPA 420.1 Prep Method: METHOD										
Total Phenolics	ND		mg/L	0.010	0.0065	1	391379	12/31/25	12/31/25	LVL
Method: EPA 625.1 Prep Method: EPA 3510C										
Benzoic acid	ND		ug/L	48	10	0.97	391341	12/30/25	12/31/25	TJW
Phenol	ND		ug/L	9.7	2.0	0.97	391341	12/30/25	12/31/25	TJW
Naphthalene	ND		ug/L	9.7	3.5	0.97	391341	12/30/25	12/31/25	TJW
Cresol	ND		ug/L	9.7		0.97	391341	12/30/25	12/31/25	TJW
a-Terpineol	ND		ug/L	9.7	2.0	0.97	391341	12/30/25	12/31/25	TJW
Method: EPA 8081A Prep Method: EPA 3510C										
alpha-BHC	ND		ug/L	0.05	0.01	1	391325	12/30/25	12/31/25	XLY
beta-BHC	ND		ug/L	0.05	0.02	1	391325	12/30/25	12/31/25	XLY
gamma-BHC	ND		ug/L	0.05	0.01	1	391325	12/30/25	12/31/25	XLY
delta-BHC	ND		ug/L	0.05	0.009	1	391325	12/30/25	12/31/25	XLY
Heptachlor	ND		ug/L	0.05	0.02	1	391325	12/30/25	12/31/25	XLY
Aldrin	ND		ug/L	0.05	0.02	1	391325	12/30/25	12/31/25	XLY
Heptachlor epoxide	ND		ug/L	0.05	0.01	1	391325	12/30/25	12/31/25	XLY
Endosulfan I	ND		ug/L	0.05	0.02	1	391325	12/30/25	12/31/25	XLY
Dieldrin	ND		ug/L	0.1	0.01	1	391325	12/30/25	12/31/25	XLY
4,4'-DDE	ND		ug/L	0.1	0.01	1	391325	12/30/25	12/31/25	XLY
Endrin	ND		ug/L	0.1	0.01	1	391325	12/30/25	12/31/25	XLY
Endosulfan II	ND		ug/L	0.1	0.01	1	391325	12/30/25	12/31/25	XLY
Endosulfan sulfate	ND		ug/L	0.1	0.02	1	391325	12/30/25	12/31/25	XLY
4,4'-DDD	ND		ug/L	0.1	0.03	1	391325	12/30/25	12/31/25	XLY
Endrin aldehyde	ND		ug/L	0.1	0.02	1	391325	12/30/25	12/31/25	XLY
Endrin ketone	ND		ug/L	0.1	0.02	1	391325	12/30/25	12/31/25	XLY
4,4'-DDT	ND		ug/L	0.1	0.07	1	391325	12/30/25	12/31/25	XLY
Methoxychlor	ND		ug/L	0.1	0.07	1	391325	12/30/25	12/31/25	XLY
Toxaphene	ND		ug/L	2.0	0.6	1	391325	12/30/25	12/31/25	XLY
Chlordane (Technical)	ND		ug/L	1.0	0.3	1	391325	12/30/25	12/31/25	XLY
Surrogates				**Limits**						
TCMX	76%		%REC	29-120		1	391325	12/30/25	12/31/25	XLY
Decachlorobiphenyl	84%		%REC	33-132		1	391325	12/30/25	12/31/25	XLY
Method: EPA 8082 Prep Method: EPA 3510C										
Aroclor-1016	ND		ug/L	0.50	0.30	1	391325	12/30/25	12/31/25	XLY
Aroclor-1221	ND		ug/L	0.50	0.47	1	391325	12/30/25	12/31/25	XLY
Aroclor-1232	ND		ug/L	0.50	0.27	1	391325	12/30/25	12/31/25	XLY
Aroclor-1242	ND		ug/L	0.50	0.29	1	391325	12/30/25	12/31/25	XLY
Aroclor-1248	ND		ug/L	0.50	0.24	1	391325	12/30/25	12/31/25	XLY
Aroclor-1254	ND		ug/L	0.50	0.27	1	391325	12/30/25	12/31/25	XLY
Aroclor-1260	ND		ug/L	0.50	0.33	1	391325	12/30/25	12/31/25	XLY
Aroclor-1262	ND		ug/L	0.50	0.29	1	391325	12/30/25	12/31/25	XLY

Results for any subcontracted analyses are not included in this section.

ENTHALPY ANALYTICAL

Analysis Results for 549965

549965-001 Analyte	Result	Qual	Units	RL	MDL	DF	Batch	Prepared	Analyzed	Chemist
Aroclor-1268	ND		ug/L	0.50	0.26	1	391325	12/30/25	12/31/25	XLY
Surrogates				**Limits**						
Decachlorobiphenyl (PCB)	81%		%REC	28-138		1	391325	12/30/25	12/31/25	XLY
Method: EPA 8260B Prep Method: EPA 5030B										
Carbon Disulfide	ND		ug/L	5.0	0.1	1	391356	12/31/25	12/31/25	TCN
2-Chloroethylvinylether	ND		ug/L	50	1.9	1	391356	12/31/25	12/31/25	TCN
Chloroprene	ND		ug/L	200	0.4	1	391356	12/31/25	12/31/25	TCN
3-Chloropropene	ND		ug/L	5.0	0.3	1	391356	12/31/25	12/31/25	TCN
Ethyl methacrylate	ND		ug/L	50	2.1	1	391356	12/31/25	12/31/25	TCN
Ethanol	ND		ug/L	500	110	1	391356	12/31/25	12/31/25	TCN
2-Hexanone	ND		ug/L	5.0	1.1	1	391356	12/31/25	12/31/25	TCN
Iodomethane	ND		ug/L	10	4.4	1	391356	12/31/25	12/31/25	TCN
Isopropanol (IPA)	ND		ug/L	200	52	1	391356	12/31/25	12/31/25	TCN
Methyl acrylonitrile	ND		ug/L	35	3.7	1	391356	12/31/25	12/31/25	TCN
Vinyl Acetate	ND		ug/L	50	15	1	391356	12/31/25	12/31/25	TCN
Acrolein	ND		ug/L	200	2.7	1	391356	12/31/25	12/31/25	TCN
Acrylonitrile	ND		ug/L	10	0.7	1	391356	12/31/25	12/31/25	TCN
Freon 12	ND		ug/L	5.0	0.08	1	391356	12/31/25	12/31/25	TCN
Chloromethane	ND		ug/L	5.0	0.09	1	391356	12/31/25	12/31/25	TCN
Vinyl Chloride	ND		ug/L	5.0	0.06	1	391356	12/31/25	12/31/25	TCN
Bromomethane	ND		ug/L	5.0	0.1	1	391356	12/31/25	12/31/25	TCN
Chloroethane	ND		ug/L	5.0	0.1	1	391356	12/31/25	12/31/25	TCN
Trichlorofluoromethane	ND		ug/L	5.0	0.05	1	391356	12/31/25	12/31/25	TCN
Acetone	ND		ug/L	100	5.0	1	391356	12/31/25	12/31/25	TCN
Freon 113	ND		ug/L	5.0	0.1	1	391356	12/31/25	12/31/25	TCN
1,1-Dichloroethene	ND		ug/L	5.0	0.09	1	391356	12/31/25	12/31/25	TCN
Methylene Chloride	ND		ug/L	5.0	0.2	1	391356	12/31/25	12/31/25	TCN
MTBE	ND		ug/L	5.0	0.08	1	391356	12/31/25	12/31/25	TCN
trans-1,2-Dichloroethene	ND		ug/L	5.0	0.1	1	391356	12/31/25	12/31/25	TCN
1,1-Dichloroethane	ND		ug/L	5.0	0.06	1	391356	12/31/25	12/31/25	TCN
2-Butanone	ND		ug/L	100	1.5	1	391356	12/31/25	12/31/25	TCN
cis-1,2-Dichloroethene	ND		ug/L	5.0	0.06	1	391356	12/31/25	12/31/25	TCN
2,2-Dichloropropane	ND		ug/L	5.0	0.1	1	391356	12/31/25	12/31/25	TCN
Chloroform	ND		ug/L	5.0	0.08	1	391356	12/31/25	12/31/25	TCN
Bromochloromethane	ND		ug/L	5.0	0.2	1	391356	12/31/25	12/31/25	TCN
1,1,1-Trichloroethane	ND		ug/L	5.0	0.07	1	391356	12/31/25	12/31/25	TCN
1,1-Dichloropropene	ND		ug/L	5.0	0.07	1	391356	12/31/25	12/31/25	TCN
Carbon Tetrachloride	ND		ug/L	5.0	0.07	1	391356	12/31/25	12/31/25	TCN
1,2-Dichloroethane	ND		ug/L	5.0	0.1	1	391356	12/31/25	12/31/25	TCN
Benzene	**0.04**	J	ug/L	1.0	0.03	1	391356	12/31/25	12/31/25	TCN
Trichloroethene	ND		ug/L	5.0	0.05	1	391356	12/31/25	12/31/25	TCN
1,2-Dichloropropane	ND		ug/L	5.0	0.1	1	391356	12/31/25	12/31/25	TCN
Bromodichloromethane	ND		ug/L	5.0	0.09	1	391356	12/31/25	12/31/25	TCN
Dibromomethane	ND		ug/L	5.0	0.1	1	391356	12/31/25	12/31/25	TCN
4-Methyl-2-Pentanone	ND		ug/L	5.0	1.0	1	391356	12/31/25	12/31/25	TCN
cis-1,3-Dichloropropene	ND		ug/L	5.0	0.06	1	391356	12/31/25	12/31/25	TCN
Toluene	ND		ug/L	5.0	0.06	1	391356	12/31/25	12/31/25	TCN
trans-1,3-Dichloropropene	ND		ug/L	5.0	0.08	1	391356	12/31/25	12/31/25	TCN
1,1,2-Trichloroethane	ND		ug/L	5.0	0.2	1	391356	12/31/25	12/31/25	TCN
1,3-Dichloropropane	ND		ug/L	5.0	0.1	1	391356	12/31/25	12/31/25	TCN
Tetrachloroethene	ND		ug/L	5.0	0.1	1	391356	12/31/25	12/31/25	TCN

Results for any subcontracted analyses are not included in this section.

ENTHALPY ANALYTICAL

Analysis Results for 549965

549965-001 Analyte	Result	Qual	Units	RL	MDL	DF	Batch	Prepared	Analyzed	Chemist
Dibromochloromethane	ND		ug/L	5.0	0.09	1	391356	12/31/25	12/31/25	TCN
1,2-Dibromoethane	ND		ug/L	5.0	0.1	1	391356	12/31/25	12/31/25	TCN
Chlorobenzene	ND		ug/L	5.0	0.09	1	391356	12/31/25	12/31/25	TCN
1,1,1,2-Tetrachloroethane	ND		ug/L	5.0	0.1	1	391356	12/31/25	12/31/25	TCN
Ethylbenzene	ND		ug/L	5.0	0.09	1	391356	12/31/25	12/31/25	TCN
m,p-Xylenes	ND		ug/L	10	0.1	1	391356	12/31/25	12/31/25	TCN
o-Xylene	ND		ug/L	5.0	0.06	1	391356	12/31/25	12/31/25	TCN
Styrene	ND		ug/L	5.0	0.09	1	391356	12/31/25	12/31/25	TCN
Bromoform	ND		ug/L	5.0	0.07	1	391356	12/31/25	12/31/25	TCN
Isopropylbenzene	ND		ug/L	5.0	0.05	1	391356	12/31/25	12/31/25	TCN
1,1,2,2-Tetrachloroethane	ND		ug/L	5.0	0.07	1	391356	12/31/25	12/31/25	TCN
1,2,3-Trichloropropane	ND		ug/L	5.0	0.1	1	391356	12/31/25	12/31/25	TCN
Propylbenzene	ND		ug/L	5.0	0.07	1	391356	12/31/25	12/31/25	TCN
Bromobenzene	ND		ug/L	5.0	0.03	1	391356	12/31/25	12/31/25	TCN
1,3,5-Trimethylbenzene	ND		ug/L	5.0	0.06	1	391356	12/31/25	12/31/25	TCN
2-Chlorotoluene	ND		ug/L	5.0	0.05	1	391356	12/31/25	12/31/25	TCN
4-Chlorotoluene	ND		ug/L	5.0	0.06	1	391356	12/31/25	12/31/25	TCN
tert-Butylbenzene	ND		ug/L	5.0	0.03	1	391356	12/31/25	12/31/25	TCN
1,2,4-Trimethylbenzene	ND		ug/L	5.0	0.03	1	391356	12/31/25	12/31/25	TCN
sec-Butylbenzene	ND		ug/L	5.0	0.06	1	391356	12/31/25	12/31/25	TCN
para-Isopropyl Toluene	ND		ug/L	5.0	0.07	1	391356	12/31/25	12/31/25	TCN
1,3-Dichlorobenzene	ND		ug/L	5.0	0.06	1	391356	12/31/25	12/31/25	TCN
1,4-Dichlorobenzene	ND		ug/L	5.0	0.09	1	391356	12/31/25	12/31/25	TCN
n-Butylbenzene	ND		ug/L	5.0	0.06	1	391356	12/31/25	12/31/25	TCN
1,2-Dichlorobenzene	ND		ug/L	5.0	0.09	1	391356	12/31/25	12/31/25	TCN
1,2-Dibromo-3-Chloropropane	ND		ug/L	5.0	0.5	1	391356	12/31/25	12/31/25	TCN
1,2,4-Trichlorobenzene	ND		ug/L	5.0	0.07	1	391356	12/31/25	12/31/25	TCN
Hexachlorobutadiene	ND		ug/L	5.0	0.2	1	391356	12/31/25	12/31/25	TCN
Naphthalene	ND		ug/L	5.0	0.2	1	391356	12/31/25	12/31/25	TCN
1,2,3-Trichlorobenzene	ND		ug/L	5.0	0.08	1	391356	12/31/25	12/31/25	TCN
cis-1,4-Dichloro-2-butene	ND		ug/L	5.0	0.4	1	391356	12/31/25	12/31/25	TCN
trans-1,4-Dichloro-2-butene	ND		ug/L	5.0	0.4	1	391356	12/31/25	12/31/25	TCN
Xylene (total)	ND		ug/L	5.0		1	391356	12/31/25	12/31/25	TCN
Surrogates				**Limits**						
Dibromofluoromethane	95%		%REC	70-130		1	391356	12/31/25	12/31/25	TCN
1,2-Dichloroethane-d4	106%		%REC	70-130		1	391356	12/31/25	12/31/25	TCN
Toluene-d8	96%		%REC	70-130		1	391356	12/31/25	12/31/25	TCN
Bromofluorobenzene	99%		%REC	70-130		1	391356	12/31/25	12/31/25	TCN
Method: EPA 8270C-SIM Prep Method: EPA 3535										
1,4-Dioxane	**1.0**		ug/L	1.0	0.84	1	391351	12/30/25	12/30/25	ZFA
Surrogates				**Limits**						
1,4-Dioxane-d8 (SUR)	97%		%REC	80-120		1	391351	12/30/25	12/30/25	ZFA
Method: EPA 8270C Prep Method: EPA 3510C										
Carbazole	ND		ug/L	9.7	2.7	0.97	391341	12/30/25	12/31/25	TJW
Pyridine	ND		mg/L	0.0097	0.0027	0.97	391341	12/30/25	12/31/25	TJW
N-Nitrosodimethylamine	ND		ug/L	9.7	2.8	0.97	391341	12/30/25	12/31/25	TJW
Aniline	ND		ug/L	9.7	2.8	0.97	391341	12/30/25	12/31/25	TJW
bis(2-Chloroethyl)ether	ND		ug/L	24	3.6	0.97	391341	12/30/25	12/31/25	TJW

Results for any subcontracted analyses are not included in this section.

ENTHALPY ANALYTICAL

Analysis Results for 549965

549965-001 Analyte	Result	Qual	Units	RL	MDL	DF	Batch	Prepared	Analyzed	Chemist
2-Chlorophenol	ND		ug/L	9.7	3.5	0.97	391341	12/30/25	12/31/25	TJW
1,3-Dichlorobenzene	ND		ug/L	9.7	3.2	0.97	391341	12/30/25	12/31/25	TJW
1,4-Dichlorobenzene	ND		ug/L	9.7	3.3	0.97	391341	12/30/25	12/31/25	TJW
Benzyl alcohol	ND		ug/L	24	5.6	0.97	391341	12/30/25	12/31/25	TJW
1,2-Dichlorobenzene	ND		ug/L	9.7	3.2	0.97	391341	12/30/25	12/31/25	TJW
2-Methylphenol	ND		mg/L	0.0097	0.0031	0.97	391341	12/30/25	12/31/25	TJW
bis(2-Chloroisopropyl) ether	ND		ug/L	9.7	3.7	0.97	391341	12/30/25	12/31/25	TJW
3-,4-Methylphenol	ND		mg/L	0.0097	0.0029	0.97	391341	12/30/25	12/31/25	TJW
N-Nitroso-di-n-propylamine	ND		ug/L	9.7	3.7	0.97	391341	12/30/25	12/31/25	TJW
Hexachloroethane	ND		mg/L	0.0097	0.0029	0.97	391341	12/30/25	12/31/25	TJW
Nitrobenzene	ND		mg/L	0.024	0.0081	0.97	391341	12/30/25	12/31/25	TJW
Isophorone	ND		ug/L	9.7	3.6	0.97	391341	12/30/25	12/31/25	TJW
2-Nitrophenol	ND		ug/L	9.7	5.3	0.97	391341	12/30/25	12/31/25	TJW
2,4-Dimethylphenol	ND		ug/L	9.7	3.1	0.97	391341	12/30/25	12/31/25	TJW
bis(2-Chloroethoxy)methane	ND		ug/L	9.7	3.5	0.97	391341	12/30/25	12/31/25	TJW
2,4-Dichlorophenol	ND		ug/L	9.7	3.6	0.97	391341	12/30/25	12/31/25	TJW
1,2,4-Trichlorobenzene	ND		ug/L	9.7	3.3	0.97	391341	12/30/25	12/31/25	TJW
4-Chloroaniline	ND		ug/L	9.7	3.0	0.97	391341	12/30/25	12/31/25	TJW
Hexachlorobutadiene	ND		mg/L	0.0097	0.0021	0.97	391341	12/30/25	12/31/25	TJW
4-Chloro-3-methylphenol	ND		ug/L	9.7	3.5	0.97	391341	12/30/25	12/31/25	TJW
2-Methylnaphthalene	ND		ug/L	9.7	3.2	0.97	391341	12/30/25	12/31/25	TJW
Hexachlorocyclopentadiene	ND		ug/L	24	7.5	0.97	391341	12/30/25	12/31/25	TJW
2,4,6-Trichlorophenol	ND		mg/L	0.0097	0.0039	0.97	391341	12/30/25	12/31/25	TJW
2,4,5-Trichlorophenol	ND		mg/L	0.0097	0.0036	0.97	391341	12/30/25	12/31/25	TJW
2-Chloronaphthalene	ND		ug/L	9.7	3.3	0.97	391341	12/30/25	12/31/25	TJW
2-Nitroaniline	ND		ug/L	48	4.2	0.97	391341	12/30/25	12/31/25	TJW
Dimethylphthalate	ND		ug/L	9.7	3.3	0.97	391341	12/30/25	12/31/25	TJW
Acenaphthylene	ND		ug/L	9.7	3.7	0.97	391341	12/30/25	12/31/25	TJW
2,6-Dinitrotoluene	ND		ug/L	9.7	4.3	0.97	391341	12/30/25	12/31/25	TJW
3-Nitroaniline	ND		ug/L	9.7	3.9	0.97	391341	12/30/25	12/31/25	TJW
Acenaphthene	ND		ug/L	9.7	3.1	0.97	391341	12/30/25	12/31/25	TJW
2,4-Dinitrophenol	ND		ug/L	48	14	0.97	391341	12/30/25	12/31/25	TJW
4-Nitrophenol	ND		ug/L	48	8.2	0.97	391341	12/30/25	12/31/25	TJW
Dibenzofuran	ND		ug/L	9.7	3.1	0.97	391341	12/30/25	12/31/25	TJW
2,4-Dinitrotoluene	ND		mg/L	0.0097	0.0041	0.97	391341	12/30/25	12/31/25	TJW
Diethylphthalate	ND		ug/L	9.7	2.8	0.97	391341	12/30/25	12/31/25	TJW
Fluorene	ND		ug/L	9.7	3.0	0.97	391341	12/30/25	12/31/25	TJW
4-Chlorophenyl-phenylether	ND		ug/L	9.7	3.0	0.97	391341	12/30/25	12/31/25	TJW
4-Nitroaniline	ND		ug/L	9.7	3.2	0.97	391341	12/30/25	12/31/25	TJW
4,6-Dinitro-2-methylphenol	ND		ug/L	48	17	0.97	391341	12/30/25	12/31/25	TJW
N-Nitrosodiphenylamine	ND		ug/L	9.7	3.8	0.97	391341	12/30/25	12/31/25	TJW
1,2-diphenylhydrazine (as azobenzene)	ND		ug/L	9.7	2.8	0.97	391341	12/30/25	12/31/25	TJW
4-Bromophenyl-phenylether	ND		ug/L	9.7	3.2	0.97	391341	12/30/25	12/31/25	TJW
Hexachlorobenzene	ND		mg/L	0.0097	0.0029	0.97	391341	12/30/25	12/31/25	TJW
Pentachlorophenol	ND		mg/L	0.024	0.0055	0.97	391341	12/30/25	12/31/25	TJW
Phenanthrene	ND		ug/L	9.7	2.8	0.97	391341	12/30/25	12/31/25	TJW
Anthracene	ND		ug/L	9.7	2.7	0.97	391341	12/30/25	12/31/25	TJW
Di-n-butylphthalate	ND		ug/L	9.7	2.9	0.97	391341	12/30/25	12/31/25	TJW
Fluoranthene	ND		ug/L	9.7	2.7	0.97	391341	12/30/25	12/31/25	TJW
Benzidine	ND		ug/L	48	18	0.97	391341	12/30/25	12/31/25	TJW
Pyrene	ND		ug/L	9.7	2.6	0.97	391341	12/30/25	12/31/25	TJW

Results for any subcontracted analyses are not included in this section.

ENTHALPY ANALYTICAL

Analysis Results for 549965

549965-001 Analyte	Result	Qual	Units	RL	MDL	DF	Batch	Prepared	Analyzed	Chemist
Butylbenzylphthalate	ND		ug/L	9.7	3.5	0.97	391341	12/30/25	12/31/25	TJW
3,3'-Dichlorobenzidine	ND		ug/L	24	5.0	0.97	391341	12/30/25	12/31/25	TJW
Benzo(a)anthracene	ND		ug/L	9.7	2.3	0.97	391341	12/30/25	12/31/25	TJW
Chrysene	ND		ug/L	9.7	2.4	0.97	391341	12/30/25	12/31/25	TJW
bis(2-Ethylhexyl)phthalate	ND		ug/L	9.7	3.2	0.97	391341	12/30/25	12/31/25	TJW
Di-n-octylphthalate	ND		ug/L	9.7	4.5	0.97	391341	12/30/25	12/31/25	TJW
Benzo(b)fluoranthene	ND		ug/L	9.7	2.9	0.97	391341	12/30/25	12/31/25	TJW
Benzo(k)fluoranthene	ND		ug/L	9.7	3.0	0.97	391341	12/30/25	12/31/25	TJW
Benzo(a)pyrene	ND		ug/L	9.7	3.0	0.97	391341	12/30/25	12/31/25	TJW
Indeno(1,2,3-cd)pyrene	ND		ug/L	9.7	4.1	0.97	391341	12/30/25	12/31/25	TJW
Dibenz(a,h)anthracene	ND		ug/L	9.7	4.0	0.97	391341	12/30/25	12/31/25	TJW
Benzo(g,h,i)perylene	ND		ug/L	9.7	4.0	0.97	391341	12/30/25	12/31/25	TJW
Surrogates				**Limits**						
2-Fluorophenol	48%		%REC	15-120		0.97	391341	12/30/25	12/31/25	TJW
Phenol-d6	30%		%REC	15-120		0.97	391341	12/30/25	12/31/25	TJW
2,4,6-Tribromophenol	88%		%REC	15-140		0.97	391341	12/30/25	12/31/25	TJW
Nitrobenzene-d5	75%		%REC	15-123		0.97	391341	12/30/25	12/31/25	TJW
2-Fluorobiphenyl	71%		%REC	15-120		0.97	391341	12/30/25	12/31/25	TJW
Terphenyl-d14	87%		%REC	15-120		0.97	391341	12/30/25	12/31/25	TJW
Method: SM 4500-CN-E Prep Method: METHOD										
Cyanide	ND		mg/L	0.0050	0.0017	0.5	391320	12/30/25	12/31/25	JAK
Method: SM 4500-S2-D Prep Method: METHOD										
Sulfide	ND		mg/L	0.10		1	391360	12/30/25	12/30/25	TXC
Method: SM 5310B Prep Method: SM 5310B										
Total Organic Carbon	**30**		mg/L	1.0	0.49	1	391339	12/30/25	12/31/25	BDR
Method: SM2130B										
Turbidity	**50**		NTU	0.20	0.12	1	391318	12/30/25 16:40	12/30/25 16:40	TRR
Method: SM2320B Prep Method: METHOD										
Bicarbonate	**140**		mg/L	5.0		2.5	391408	12/31/25	12/31/25	WWC
Carbonate	ND		mg/L	5.0		2.5	391408	12/31/25	12/31/25	WWC
Hydroxide	ND		mg/L	5.0		2.5	391408	12/31/25	12/31/25	WWC
Alkalinity, Total as CaCO3	**110**		mg/L	5.0		2.5	391408	12/31/25	12/31/25	WWC
Method: SM2510B Prep Method: METHOD										
Specific Conductance	**630**		umhos/cm	1.0		1	391346	12/30/25	12/30/25	AAB
Method: SM2540C Prep Method: METHOD										
Total Dissolved Solids	**440**		mg/L	20		2	391345	12/30/25	12/31/25	AAB
Method: SM2540D Prep Method: METHOD										
Total Suspended Solids	**49**		mg/L	0.5		1	391335	12/30/25	12/31/25	CKN
Method: SM5210B Prep Method: METHOD										
Biochemical Oxygen Demand	**4.8**	BOD5	mg/L	3.0		1	391332	12/30/25 16:05	01/04/26 12:56	AAB

Results for any subcontracted analyses are not included in this section.

ENTHALPY ANALYTICAL

Analysis Results for 549965

549965-001 Analyte	Result	Qual	Units	RL	MDL	DF	Batch	Prepared	Analyzed	Chemist
Method: SM5220D Prep Method: SM 5220D										
Chemical Oxygen Demand	**77**		mg/L	4.0	2.0	1	391311	12/31/25	12/31/25	ARM

BOD5 Estimated result, under-depleted, highest volume replicate reported
J Estimated value
ND Not Detected

Results for any subcontracted analyses are not included in this section.

ENTHALPY ANALYTICAL

Batch QC

Type: Blank	Lab ID: QC1327024	Batch: 391347
Matrix: Water	Method: EPA 1664A	Prep Method: METHOD

QC1327024 Analyte	Result	Qual	Units	RL	MDL	Prepared	Analyzed
Total Oil and Grease	ND		mg/L	5.0	0.97	12/31/25	12/31/25

Type: Lab Control Sample	Lab ID: QC1327025	Batch: 391347
Matrix: Water	Method: EPA 1664A	Prep Method: METHOD

QC1327025 Analyte	Result	Spiked	Units	Recovery	Qual	Limits
Total Oil and Grease	37.80	40.00	mg/L	95%		78-114

Type: Lab Control Sample Duplicate	Lab ID: QC1327026	Batch: 391347
Matrix: Water	Method: EPA 1664A	Prep Method: METHOD

QC1327026 Analyte	Result	Spiked	Units	Recovery	Qual	Limits	RPD	RPD Lim
Total Oil and Grease	37.40	40.00	mg/L	94%		78-114	1	18

Type: Blank	Lab ID: QC1326763	Batch: 391342
Matrix: Water	Method: EPA 200.7	Prep Method: EPA 3015A

QC1326763 Analyte	Result	Qual	Units	RL	MDL	Prepared	Analyzed
Calcium	ND		mg/L	0.10	0.0095	12/30/25	12/30/25
Iron	ND		mg/L	0.050	0.017	12/30/25	12/30/25
Magnesium	ND		mg/L	0.10	0.017	12/30/25	12/30/25
Potassium	ND		mg/L	0.50	0.20	12/30/25	12/30/25
Sodium	0.081	J	mg/L	0.50	0.017	12/30/25	12/30/25

Type: Lab Control Sample	Lab ID: QC1326764	Batch: 391342
Matrix: Water	Method: EPA 200.7	Prep Method: EPA 3015A

QC1326764 Analyte	Result	Spiked	Units	Recovery	Qual	Limits
Calcium	20.92	20.40	mg/L	103%		85-115
Iron	0.4051	0.4000	mg/L	101%		85-115
Magnesium	21.95	20.40	mg/L	108%		85-115
Potassium	24.78	24.00	mg/L	103%		85-115
Sodium	20.80	20.40	mg/L	102%		85-115

ENTHALPY ANALYTICAL

Batch QC

Type:	Matrix Spike	Lab ID:	QC1326765	Batch:	391342
Matrix (Source ID):	Water (549935-001)	Method:	EPA 200.7	Prep Method:	EPA 3015A

QC1326765 Analyte	Result	Source Sample Result	Spiked	Units	Recovery	Qual	Limits	DF
Calcium	86.38	66.17	20.40	mg/L	99%		75-125	1
Iron	0.4749	0.06769	0.4000	mg/L	102%		75-125	1
Magnesium	53.00	31.31	20.40	mg/L	106%		75-125	1
Potassium	45.63	19.24	24.00	mg/L	110%		75-125	1
Sodium	660.6	647.2	20.40	mg/L	66%	NM	75-125	1

Type:	Matrix Spike Duplicate	Lab ID:	QC1326766	Batch:	391342
Matrix (Source ID):	Water (549935-001)	Method:	EPA 200.7	Prep Method:	EPA 3015A

QC1326766 Analyte	Result	Source Sample Result	Spiked	Units	Recovery	Qual	Limits	RPD	RPD Lim	DF
Calcium	86.44	66.17	20.40	mg/L	99%		75-125	0	20	1
Iron	0.4796	0.06769	0.4000	mg/L	103%		75-125	1	20	1
Magnesium	53.16	31.31	20.40	mg/L	107%		75-125	0	20	1
Potassium	45.81	19.24	24.00	mg/L	111%		75-125	0	20	1
Sodium	660.2	647.2	20.40	mg/L	64%	NM	75-125	0	20	1

Type:	Serial Dilution	Lab ID:	QC1326769	Batch:	391342
Matrix (Source ID):	Water (549935-001)	Method:	EPA 200.7	Prep Method:	EPA 3015A

QC1326769 Analyte	Result	Source Sample Result	Units	Qual	RPD	RPD Lim	DF
Calcium	67.42	66.17	mg/L				5
Iron	ND	0.06769	mg/L				5
Magnesium	31.95	31.31	mg/L				5
Potassium	17.97	19.24	mg/L				5
Sodium	688.0	647.2	mg/L				5

ENTHALPY ANALYTICAL

Batch QC

Type:	**Blank**	**Lab ID:**	**QC1326705**	**Batch:**	**391329**
Matrix:	**Water**	**Method:**	**EPA 200.8**	**Prep Method:**	**EPA 3015A**

QC1326705 Analyte	Result	Qual	Units	RL	MDL	Prepared	Analyzed
Antimony	ND		ug/L	2.0	1.3	12/30/25	12/30/25
Arsenic	ND		ug/L	2.0	0.30	12/30/25	12/30/25
Barium	ND		ug/L	5.0	0.44	12/30/25	12/30/25
Beryllium	ND		ug/L	1.0	0.096	12/30/25	12/30/25
Boron	ND		ug/L	10	5.7	12/30/25	12/30/25
Cadmium	ND		ug/L	1.0	0.21	12/30/25	12/30/25
Chromium	ND		ug/L	5.0	0.40	12/30/25	12/30/25
Cobalt	ND		ug/L	1.0	0.14	12/30/25	12/30/25
Copper	ND		ug/L	3.0	0.84	12/30/25	12/30/25
Lead	ND		ug/L	5.0	0.23	12/30/25	12/30/25
Manganese	ND		ug/L	10	4.3	12/30/25	12/30/25
Nickel	ND		ug/L	5.0	0.91	12/30/25	12/30/25
Selenium	ND		ug/L	4.0	1.8	12/30/25	12/30/25
Silver	ND		ug/L	5.0	0.37	12/30/25	12/30/25
Thallium	ND		ug/L	1.0	0.14	12/30/25	12/30/25
Tin	ND		ug/L	5.0	1.5	12/30/25	12/30/25
Vanadium	ND		ug/L	5.0	0.59	12/30/25	12/30/25
Zinc	ND		ug/L	10	7.6	12/30/25	12/30/25

Type:	**Lab Control Sample**	**Lab ID:**	**QC1326706**	**Batch:**	**391329**
Matrix:	**Water**	**Method:**	**EPA 200.8**	**Prep Method:**	**EPA 3015A**

QC1326706 Analyte	Result	Spiked	Units	Recovery	Qual	Limits
Antimony	103.4	100.0	ug/L	103%		85-115
Arsenic	96.19	100.0	ug/L	96%		85-115
Barium	100.9	100.0	ug/L	101%		85-115
Beryllium	93.54	100.0	ug/L	94%		85-115
Boron	100.1	100.0	ug/L	100%		85-115
Cadmium	99.07	100.0	ug/L	99%		85-115
Chromium	97.49	100.0	ug/L	97%		85-115
Cobalt	101.0	100.0	ug/L	101%		85-115
Copper	98.33	100.0	ug/L	98%		85-115
Lead	97.12	100.0	ug/L	97%		85-115
Manganese	99.76	100.0	ug/L	100%		85-115
Nickel	100.3	100.0	ug/L	100%		85-115
Selenium	91.24	100.0	ug/L	91%		85-115
Silver	51.02	50.00	ug/L	102%		85-115
Thallium	98.07	100.0	ug/L	98%		85-115
Tin	93.90	100.0	ug/L	94%		85-115
Vanadium	97.79	100.0	ug/L	98%		85-115
Zinc	97.91	100.0	ug/L	98%		85-115

ENTHALPY ANALYTICAL

Batch QC

Type:	Matrix Spike	Lab ID:	QC1326707	Batch:	391329
Matrix (Source ID):	Water (549930-001)	Method:	EPA 200.8	Prep Method:	EPA 3015A

QC1326707 Analyte	Result	Source Sample Result	Spiked	Units	Recovery	Qual	Limits	DF
Antimony	66.61	1.810	100.0	ug/L	65%	*	70-130	1
Arsenic	96.17	4.239	100.0	ug/L	92%		70-130	1
Barium	246.6	144.2	100.0	ug/L	102%		70-130	1
Beryllium	100.2	0.2020	100.0	ug/L	100%		70-130	1
Boron	161.3	95.06	100.0	ug/L	66%	*	70-130	10
Cadmium	98.17	0.4350	100.0	ug/L	98%		70-130	1
Chromium	132.1	32.26	100.0	ug/L	100%		70-130	1
Cobalt	106.6	8.126	100.0	ug/L	99%		70-130	1
Copper	293.1	179.2	100.0	ug/L	114%		70-130	1
Lead	133.7	36.51	100.0	ug/L	97%		70-130	1
Manganese	538.2	429.8	100.0	ug/L	108%	NM	70-130	1
Nickel	130.8	29.59	100.0	ug/L	101%		70-130	1
Selenium	102.1	ND	100.0	ug/L	102%		70-130	10
Silver	50.48	ND	50.00	ug/L	101%		70-130	1
Thallium	97.44	ND	100.0	ug/L	97%		70-130	1
Tin	43.40	ND	100.0	ug/L	43%	*	70-130	1
Vanadium	116.9	18.92	100.0	ug/L	98%		70-130	1
Zinc	463.6	359.9	100.0	ug/L	104%		70-130	1

Type:	Matrix Spike Duplicate	Lab ID:	QC1326708	Batch:	391329
Matrix (Source ID):	Water (549930-001)	Method:	EPA 200.8	Prep Method:	EPA 3015A

QC1326708 Analyte	Result	Source Sample Result	Spiked	Units	Recovery	Qual	Limits	RPD	RPD Lim	DF
Antimony	68.60	1.810	100.0	ug/L	67%	*	70-130	3	20	1
Arsenic	98.69	4.239	100.0	ug/L	94%		70-130	3	20	1
Barium	253.1	144.2	100.0	ug/L	109%		70-130	3	20	1
Beryllium	97.80	0.2020	100.0	ug/L	98%		70-130	2	20	1
Boron	162.6	95.06	100.0	ug/L	68%	*	70-130	1	20	10
Cadmium	99.06	0.4350	100.0	ug/L	99%		70-130	1	20	1
Chromium	141.9	32.26	100.0	ug/L	110%		70-130	7	20	1
Cobalt	112.1	8.126	100.0	ug/L	104%		70-130	5	20	1
Copper	302.4	179.2	100.0	ug/L	123%		70-130	3	20	1
Lead	135.3	36.51	100.0	ug/L	99%		70-130	1	20	1
Manganese	586.0	429.8	100.0	ug/L	156%	NM	70-130	8	20	1
Nickel	138.8	29.59	100.0	ug/L	109%		70-130	6	20	1
Selenium	97.94	ND	100.0	ug/L	98%		70-130	4	20	10
Silver	50.66	ND	50.00	ug/L	101%		70-130	0	20	1
Thallium	93.96	ND	100.0	ug/L	94%		70-130	4	20	1
Tin	46.81	ND	100.0	ug/L	47%	*	70-130	8	20	1
Vanadium	123.8	18.92	100.0	ug/L	105%		70-130	6	20	1
Zinc	472.8	359.9	100.0	ug/L	113%		70-130	2	20	1

ENTHALPY ANALYTICAL

Batch QC

Type: Blank	Lab ID: QC1326743	Batch: 391337
Matrix: Water	Method: EPA 245.1	Prep Method: EPA 245.1

QC1326743 Analyte	Result	Qual	Units	RL	MDL	Prepared	Analyzed
Mercury	ND		ug/L	0.40	0.032	12/30/25	12/31/25

Type: Lab Control Sample	Lab ID: QC1326744	Batch: 391337
Matrix: Water	Method: EPA 245.1	Prep Method: EPA 245.1

QC1326744 Analyte	Result	Spiked	Units	Recovery	Qual	Limits
Mercury	5.227	5.000	ug/L	105%		85-115

Type: Matrix Spike	Lab ID: QC1326745	Batch: 391337
Matrix (Source ID): Water (549973-003)	Method: EPA 245.1	Prep Method: EPA 245.1

QC1326745 Analyte	Result	Source Sample Result	Spiked	Units	Recovery	Qual	Limits	DF
Mercury	962.1	ND	1000	ug/L	96%		75-125	200

Type: Matrix Spike Duplicate	Lab ID: QC1326746	Batch: 391337
Matrix (Source ID): Water (549973-003)	Method: EPA 245.1	Prep Method: EPA 245.1

QC1326746 Analyte	Result	Source Sample Result	Spiked	Units	Recovery	Qual	Limits	RPD	RPD Lim	DF
Mercury	987.8	ND	1000	ug/L	99%		75-125	3	20	200

Type: Blank	Lab ID: QC1326605	Batch: 391299
Matrix: Water	Method: EPA 300.0	Prep Method: METHOD

QC1326605 Analyte	Result	Qual	Units	RL	MDL	Prepared	Analyzed
Fluoride	ND		mg/L	0.20	0.072	12/30/25 10:30	12/30/25 11:58
Chloride	ND		mg/L	1.0	0.27	12/30/25 10:30	12/30/25 11:58
Nitrogen, Nitrite	ND		mg/L	0.10	0.02	12/30/25 10:30	12/30/25 11:58
Bromide	ND		mg/L	0.30	0.060	12/30/25 10:30	12/30/25 11:58
Nitrogen, Nitrate	ND		mg/L	0.10	0.05	12/30/25 10:30	12/30/25 11:58
Sulfate	ND		mg/L	1.0	0.25	12/30/25 10:30	12/30/25 11:58

Type: Lab Control Sample	Lab ID: QC1326606	Batch: 391299
Matrix: Water	Method: EPA 300.0	Prep Method: METHOD

QC1326606 Analyte	Result	Spiked	Units	Recovery	Qual	Limits
Fluoride	9.769	10.00	mg/L	98%		90-110
Chloride	46.61	50.00	mg/L	93%		90-110
Nitrogen, Nitrite	4.567	4.567	mg/L	100%		90-110
Bromide	14.51	15.00	mg/L	97%		90-110
Nitrogen, Nitrate	4.390	4.518	mg/L	97%		90-110
Sulfate	24.71	25.00	mg/L	99%		90-110

ENTHALPY ANALYTICAL

Batch QC

Type:	Matrix Spike	Lab ID:	QC1326607	Batch:	391299
Matrix (Source ID):	Water (549896-001)	Method:	EPA 300.0	Prep Method:	METHOD

QC1326607 Analyte	Result	Source Sample Result	Spiked	Units	Recovery	Qual	Limits	DF
Fluoride	20.59	0.4523	20.00	mg/L	101%		80-129	1
Chloride	118.2	15.25	100.0	mg/L	103%		80-123	1
Nitrogen, Nitrite	9.463	0.07136	9.134	mg/L	103%		80-122	1
Bromide	15.06	0.1033	15.00	mg/L	100%		80-121	1
Nitrogen, Nitrate	19.30	10.71	9.036	mg/L	95%	E	80-123	1
Sulfate	88.64	39.89	50.00	mg/L	97%		79-124	1

Type:	Matrix Spike Duplicate	Lab ID:	QC1326608	Batch:	391299
Matrix (Source ID):	Water (549896-001)	Method:	EPA 300.0	Prep Method:	METHOD

QC1326608 Analyte	Result	Source Sample Result	Spiked	Units	Recovery	Qual	Limits	RPD	RPD Lim	DF
Fluoride	20.28	0.4523	20.00	mg/L	99%		80-129	2	21	1
Chloride	116.7	15.25	100.0	mg/L	101%		80-123	1	20	1
Nitrogen, Nitrite	9.327	0.07136	9.134	mg/L	101%		80-122	1	21	1
Bromide	14.89	0.1033	15.00	mg/L	99%		80-121	1	20	1
Nitrogen, Nitrate	19.16	10.71	9.036	mg/L	93%	E	80-123		20	1
Sulfate	88.00	39.89	50.00	mg/L	96%		79-124	1	20	1

Type:	Matrix Spike	Lab ID:	QC1326767	Batch:	391299
Matrix (Source ID):	Water (549965-001)	Method:	EPA 300.0	Prep Method:	METHOD

QC1326767 Analyte	Result	Source Sample Result	Spiked	Units	Recovery	Qual	Limits	DF
Fluoride	19.35	0.2353	20.00	mg/L	96%		80-129	1
Chloride	126.5	27.97	100.0	mg/L	99%		80-123	1
Nitrogen, Nitrite	9.084	0.1324	9.134	mg/L	98%		80-122	1
Bromide	14.34	ND	15.00	mg/L	96%		80-121	1
Nitrogen, Nitrate	10.48	1.808	9.036	mg/L	96%		80-123	1
Sulfate	173.8	132.5	50.00	mg/L	83%	E	79-124	1

Type:	Matrix Spike Duplicate	Lab ID:	QC1326768	Batch:	391299
Matrix (Source ID):	Water (549965-001)	Method:	EPA 300.0	Prep Method:	METHOD

QC1326768 Analyte	Result	Source Sample Result	Spiked	Units	Recovery	Qual	Limits	RPD	RPD Lim	DF
Fluoride	19.84	0.2353	20.00	mg/L	98%		80-129	3	21	1
Chloride	128.6	27.97	100.0	mg/L	101%		80-123	2	20	1
Nitrogen, Nitrite	9.302	0.1324	9.134	mg/L	100%		80-122	2	21	1
Bromide	14.66	ND	15.00	mg/L	98%		80-121	2	20	1
Nitrogen, Nitrate	10.66	1.808	9.036	mg/L	98%		80-123	2	20	1
Sulfate	174.7	132.5	50.00	mg/L	85%	E	79-124		20	1

ENTHALPY ANALYTICAL

Batch QC

Type: Blank	**Lab ID:** QC1326901	**Batch:** 391374
Matrix: Water	**Method:** EPA 350.1	**Prep Method:** METHOD

QC1326901 Analyte	Result	Qual	Units	RL	MDL	Prepared	Analyzed
Ammonia-N	ND		mg/L	0.10	0.050	12/31/25	12/31/25

Type: Lab Control Sample	**Lab ID:** QC1326902	**Batch:** 391374
Matrix: Water	**Method:** EPA 350.1	**Prep Method:** METHOD

QC1326902 Analyte	Result	Spiked	Units	Recovery	Qual	Limits
Ammonia-N	0.9807	1.000	mg/L	98%		90-110

Type: Matrix Spike	**Lab ID:** QC1326903	**Batch:** 391374
Matrix (Source ID): Water (549732-006)	**Method:** EPA 350.1	**Prep Method:** METHOD

QC1326903 Analyte	Result	Source Sample Result	Spiked	Units	Recovery	Qual	Limits	DF
Ammonia-N	0.9740	ND	1.000	mg/L	97%		90-110	1

Type: Matrix Spike Duplicate	**Lab ID:** QC1326904	**Batch:** 391374
Matrix (Source ID): Water (549732-006)	**Method:** EPA 350.1	**Prep Method:** METHOD

QC1326904 Analyte	Result	Source Sample Result	Spiked	Units	Recovery	Qual	Limits	RPD	RPD Lim	DF
Ammonia-N	0.9785	ND	1.000	mg/L	98%		90-110	0	20	1

Type: Blank	**Lab ID:** QC1326925	**Batch:** 391379
Matrix: Water	**Method:** EPA 420.1	**Prep Method:** METHOD

QC1326925 Analyte	Result	Qual	Units	RL	MDL	Prepared	Analyzed
Total Phenolics	ND		mg/L	0.010	0.0065	12/31/25	12/31/25

Type: Lab Control Sample	**Lab ID:** QC1326926	**Batch:** 391379
Matrix: Water	**Method:** EPA 420.1	**Prep Method:** METHOD

QC1326926 Analyte	Result	Spiked	Units	Recovery	Qual	Limits
Total Phenolics	0.09300	0.08000	mg/L	116%		80-120

Type: Lab Control Sample Duplicate	**Lab ID:** QC1326927	**Batch:** 391379
Matrix: Water	**Method:** EPA 420.1	**Prep Method:** METHOD

QC1326927 Analyte	Result	Spiked	Units	Recovery	Qual	Limits	RPD	RPD Lim
Total Phenolics	0.08300	0.08000	mg/L	104%		80-120	11	20

ENTHALPY ANALYTICAL

Batch QC

Type: Blank	Lab ID: QC1326760	Batch: 391341
Matrix: Water		

QC1326760 Analyte	Result	Qual	Units	RL	MDL	Prepared	Analyzed
Method: EPA 625.1 Prep Method: EPA 3510C							
a-Terpineol	ND		ug/L	10	2.1	12/30/25	12/31/25
Benzoic acid	ND		ug/L	50	11	12/30/25	12/31/25
Phenol	ND		ug/L	10	2.1	12/30/25	12/31/25
Naphthalene	ND		ug/L	10	3.6	12/30/25	12/31/25
Cresol	ND		ug/L	10		12/30/25	12/31/25
Method: EPA 8270C Prep Method: EPA 3510C							
Carbazole	ND		ug/L	10	2.8	12/30/25	12/31/25
Pyridine	ND		mg/L	0.010	0.0028	12/30/25	12/31/25
N-Nitrosodimethylamine	ND		ug/L	10	2.9	12/30/25	12/31/25
Aniline	ND		ug/L	10	2.8	12/30/25	12/31/25
bis(2-Chloroethyl)ether	ND		ug/L	25	3.7	12/30/25	12/31/25
2-Chlorophenol	ND		ug/L	10	3.6	12/30/25	12/31/25
1,3-Dichlorobenzene	ND		ug/L	10	3.3	12/30/25	12/31/25
1,4-Dichlorobenzene	ND		ug/L	10	3.4	12/30/25	12/31/25
Benzyl alcohol	ND		ug/L	25	5.8	12/30/25	12/31/25
1,2-Dichlorobenzene	ND		ug/L	10	3.3	12/30/25	12/31/25
2-Methylphenol	ND		mg/L	0.010	0.0032	12/30/25	12/31/25
bis(2-Chloroisopropyl) ether	ND		ug/L	10	3.8	12/30/25	12/31/25
3-,4-Methylphenol	ND		mg/L	0.010	0.0030	12/30/25	12/31/25
N-Nitroso-di-n-propylamine	ND		ug/L	10	3.9	12/30/25	12/31/25
Hexachloroethane	ND		mg/L	0.010	0.0030	12/30/25	12/31/25
Nitrobenzene	ND		mg/L	0.025	0.0084	12/30/25	12/31/25
Isophorone	ND		ug/L	10	3.7	12/30/25	12/31/25
2-Nitrophenol	ND		ug/L	10	5.4	12/30/25	12/31/25
2,4-Dimethylphenol	ND		ug/L	10	3.2	12/30/25	12/31/25
bis(2-Chloroethoxy)methane	ND		ug/L	10	3.7	12/30/25	12/31/25
2,4-Dichlorophenol	ND		ug/L	10	3.7	12/30/25	12/31/25
1,2,4-Trichlorobenzene	ND		ug/L	10	3.4	12/30/25	12/31/25
4-Chloroaniline	ND		ug/L	10	3.1	12/30/25	12/31/25
Hexachlorobutadiene	ND		mg/L	0.010	0.0022	12/30/25	12/31/25
4-Chloro-3-methylphenol	ND		ug/L	10	3.6	12/30/25	12/31/25
2-Methylnaphthalene	ND		ug/L	10	3.4	12/30/25	12/31/25
Hexachlorocyclopentadiene	ND		ug/L	25	7.8	12/30/25	12/31/25
2,4,6-Trichlorophenol	ND		mg/L	0.010	0.0041	12/30/25	12/31/25
2,4,5-Trichlorophenol	ND		mg/L	0.010	0.0037	12/30/25	12/31/25
2-Chloronaphthalene	ND		ug/L	10	3.4	12/30/25	12/31/25
2-Nitroaniline	ND		ug/L	50	4.3	12/30/25	12/31/25
Dimethylphthalate	ND		ug/L	10	3.4	12/30/25	12/31/25
Acenaphthylene	ND		ug/L	10	3.9	12/30/25	12/31/25
2,6-Dinitrotoluene	ND		ug/L	10	4.4	12/30/25	12/31/25
3-Nitroaniline	ND		ug/L	10	4.0	12/30/25	12/31/25
Acenaphthene	ND		ug/L	10	3.2	12/30/25	12/31/25
2,4-Dinitrophenol	ND		ug/L	50	15	12/30/25	12/31/25
4-Nitrophenol	ND		ug/L	50	8.5	12/30/25	12/31/25

ENTHALPY ANALYTICAL

Batch QC

QC1326760 Analyte	Result	Qual	Units	RL	MDL	Prepared	Analyzed
Dibenzofuran	ND		ug/L	10	3.2	12/30/25	12/31/25
2,4-Dinitrotoluene	ND		mg/L	0.010	0.0043	12/30/25	12/31/25
Diethylphthalate	ND		ug/L	10	2.9	12/30/25	12/31/25
Fluorene	ND		ug/L	10	3.1	12/30/25	12/31/25
4-Chlorophenyl-phenylether	ND		ug/L	10	3.1	12/30/25	12/31/25
4-Nitroaniline	ND		ug/L	10	3.3	12/30/25	12/31/25
4,6-Dinitro-2-methylphenol	ND		ug/L	50	17	12/30/25	12/31/25
N-Nitrosodiphenylamine	ND		ug/L	10	4.0	12/30/25	12/31/25
1,2-diphenylhydrazine (as azobenzene)	ND		ug/L	10	2.9	12/30/25	12/31/25
4-Bromophenyl-phenylether	ND		ug/L	10	3.3	12/30/25	12/31/25
Hexachlorobenzene	ND		mg/L	0.010	0.0030	12/30/25	12/31/25
Pentachlorophenol	ND		mg/L	0.025	0.0057	12/30/25	12/31/25
Phenanthrene	ND		ug/L	10	2.9	12/30/25	12/31/25
Anthracene	ND		ug/L	10	2.8	12/30/25	12/31/25
Di-n-butylphthalate	ND		ug/L	10	3.0	12/30/25	12/31/25
Fluoranthene	ND		ug/L	10	2.8	12/30/25	12/31/25
Benzidine	ND		ug/L	50	19	12/30/25	12/31/25
Pyrene	ND		ug/L	10	2.7	12/30/25	12/31/25
Butylbenzylphthalate	ND		ug/L	10	3.6	12/30/25	12/31/25
3,3'-Dichlorobenzidine	ND		ug/L	25	5.2	12/30/25	12/31/25
Benzo(a)anthracene	ND		ug/L	10	2.4	12/30/25	12/31/25
Chrysene	ND		ug/L	10	2.5	12/30/25	12/31/25
bis(2-Ethylhexyl)phthalate	ND		ug/L	10	3.3	12/30/25	12/31/25
Di-n-octylphthalate	ND		ug/L	10	4.7	12/30/25	12/31/25
Benzo(b)fluoranthene	ND		ug/L	10	3.0	12/30/25	12/31/25
Benzo(k)fluoranthene	ND		ug/L	10	3.1	12/30/25	12/31/25
Benzo(a)pyrene	ND		ug/L	10	3.1	12/30/25	12/31/25
Indeno(1,2,3-cd)pyrene	ND		ug/L	10	4.2	12/30/25	12/31/25
Dibenz(a,h)anthracene	ND		ug/L	10	4.2	12/30/25	12/31/25
Benzo(g,h,i)perylene	ND		ug/L	10	4.1	12/30/25	12/31/25
Surrogates				**Limits**			
2-Fluorophenol	56%		%REC	15-120		12/30/25	12/31/25
Phenol-d6	32%		%REC	15-120		12/30/25	12/31/25
2,4,6-Tribromophenol	86%		%REC	15-140		12/30/25	12/31/25
Nitrobenzene-d5	84%		%REC	15-123		12/30/25	12/31/25
2-Fluorobiphenyl	78%		%REC	15-120		12/30/25	12/31/25
Terphenyl-d14	98%		%REC	15-120		12/30/25	12/31/25

ENTHALPY ANALYTICAL

Batch QC

Type: Lab Control Sample	Lab ID: QC1326761	Batch: 391341
Matrix: Water		

QC1326761 Analyte	Result	Spiked	Units	Recovery	Qual	Limits
Method: EPA 625.1 Prep Method: EPA 3510C						
Naphthalene	64.18	75.00	ug/L	86%		23-133
Method: EPA 8270C Prep Method: EPA 3510C						
Pyridine	0.02919	0.07500	mg/L	39%		13-120
Phenol	27.20	75.00	ug/L	36%		14-120
2-Chlorophenol	57.46	75.00	ug/L	77%		46-120
1,4-Dichlorobenzene	58.80	75.00	ug/L	78%		42-120
2-Methylphenol	0.05608	0.07500	mg/L	75%		44-120
3-,4-Methylphenol	0.05234	0.07500	mg/L	70%		40-120
N-Nitroso-di-n-propylamine	65.91	75.00	ug/L	88%		54-121
Hexachloroethane	0.05747	0.07500	mg/L	77%		33-120
Nitrobenzene	0.06373	0.07500	mg/L	85%		51-120
2,4-Dimethylphenol	62.22	75.00	ug/L	83%		48-120
1,2,4-Trichlorobenzene	61.56	75.00	ug/L	82%		45-120
Hexachlorobutadiene	0.05134	0.07500	mg/L	68%		30-120
4-Chloro-3-methylphenol	68.32	75.00	ug/L	91%		60-121
2,4,6-Trichlorophenol	0.06820	0.07500	mg/L	91%		60-122
2,4,5-Trichlorophenol	0.06706	0.07500	mg/L	89%		62-124
Acenaphthene	61.89	75.00	ug/L	83%		56-120
4-Nitrophenol	33.07	75.00	ug/L	44%		17-120
2,4-Dinitrotoluene	0.07404	0.07500	mg/L	99%		69-127
Hexachlorobenzene	0.06922	0.07500	mg/L	92%		62-120
Pentachlorophenol	0.06520	0.07500	mg/L	87%		51-120
Pyrene	75.70	75.00	ug/L	101%		68-123
Chrysene	71.54	75.00	ug/L	95%		66-120
Benzo(b)fluoranthene	79.87	75.00	ug/L	106%		67-120
Surrogates						
2-Fluorophenol	0.02294	0.04000	mg/L	57%		15-120
Phenol-d6	0.01445	0.04000	mg/L	36%		15-120
2,4,6-Tribromophenol	0.03880	0.04000	mg/L	97%		15-140
Nitrobenzene-d5	0.03490	0.04000	mg/L	87%		15-123
2-Fluorobiphenyl	0.03370	0.04000	mg/L	84%		15-120
Terphenyl-d14	0.04313	0.04000	mg/L	108%		15-120

ENTHALPY ANALYTICAL

Batch QC

Type: Lab Control Sample Duplicate **Lab ID:** QC1326762 **Batch:** 391341
Matrix: Water

QC1326762 Analyte	Result	Spiked	Units	Recovery	Qual	Limits	RPD	RPD Lim
Method: EPA 625.1 Prep Method: EPA 3510C								
Naphthalene	56.83	75.00	ug/L	76%		23-133	12	50
Method: EPA 8270C Prep Method: EPA 3510C								
Pyridine	0.02466	0.07500	mg/L	33%		13-120	17	62
Phenol	24.04	75.00	ug/L	32%		14-120	12	52
2-Chlorophenol	51.96	75.00	ug/L	69%		46-120	10	52
1,4-Dichlorobenzene	53.12	75.00	ug/L	71%		42-120	10	53
2-Methylphenol	0.05198	0.07500	mg/L	69%		44-120	8	51
3-,4-Methylphenol	0.04903	0.07500	mg/L	65%		40-120	7	51
N-Nitroso-di-n-propylamine	64.87	75.00	ug/L	86%		54-121	2	52
Hexachloroethane	0.05377	0.07500	mg/L	72%		33-120	7	59
Nitrobenzene	0.05797	0.07500	mg/L	77%		51-120	9	52
2,4-Dimethylphenol	60.94	75.00	ug/L	81%		48-120	2	52
1,2,4-Trichlorobenzene	56.89	75.00	ug/L	76%		45-120	8	54
Hexachlorobutadiene	0.04461	0.07500	mg/L	59%		30-120	14	58
4-Chloro-3-methylphenol	67.30	75.00	ug/L	90%		60-121	2	47
2,4,6-Trichlorophenol	0.06772	0.07500	mg/L	90%		60-122	1	49
2,4,5-Trichlorophenol	0.06697	0.07500	mg/L	89%		62-124	0	46
Acenaphthene	66.50	75.00	ug/L	89%		56-120	7	46
4-Nitrophenol	34.12	75.00	ug/L	45%		17-120	3	44
2,4-Dinitrotoluene	0.08273	0.07500	mg/L	110%		69-127	11	40
Hexachlorobenzene	0.07129	0.07500	mg/L	95%		62-120	3	41
Pentachlorophenol	0.07127	0.07500	mg/L	95%		51-120	9	42
Pyrene	79.41	75.00	ug/L	106%		68-123	5	39
Chrysene	76.89	75.00	ug/L	103%		66-120	7	38
Benzo(b)fluoranthene	85.27	75.00	ug/L	114%		67-120	7	39
Surrogates								
2-Fluorophenol	0.01955	0.04000	mg/L	49%		15-120		
Phenol-d6	0.01221	0.04000	mg/L	31%		15-120		
2,4,6-Tribromophenol	0.04327	0.04000	mg/L	108%		15-140		
Nitrobenzene-d5	0.03170	0.04000	mg/L	79%		15-123		
2-Fluorobiphenyl	0.03225	0.04000	mg/L	81%		15-120		
Terphenyl-d14	0.04438	0.04000	mg/L	111%		15-120		

ENTHALPY ANALYTICAL

Batch QC

Type: Blank	Lab ID: QC1326689	Batch: 391325
Matrix: Water		

QC1326689 Analyte	Result	Qual	Units	RL	MDL	Prepared	Analyzed
Method: EPA 8081A Prep Method: EPA 3510C							
alpha-BHC	ND		ug/L	0.05	0.01	12/30/25	12/30/25
beta-BHC	ND		ug/L	0.05	0.02	12/30/25	12/30/25
gamma-BHC	ND		ug/L	0.05	0.01	12/30/25	12/30/25
delta-BHC	ND		ug/L	0.05	0.009	12/30/25	12/30/25
Heptachlor	ND		ug/L	0.05	0.02	12/30/25	12/30/25
Aldrin	ND		ug/L	0.05	0.02	12/30/25	12/30/25
Heptachlor epoxide	ND		ug/L	0.05	0.01	12/30/25	12/30/25
Endosulfan I	ND		ug/L	0.05	0.02	12/30/25	12/30/25
Dieldrin	ND		ug/L	0.1	0.01	12/30/25	12/30/25
4,4'-DDE	ND		ug/L	0.1	0.01	12/30/25	12/30/25
Endrin	ND		ug/L	0.1	0.01	12/30/25	12/30/25
Endosulfan II	ND		ug/L	0.1	0.01	12/30/25	12/30/25
Endosulfan sulfate	ND		ug/L	0.1	0.02	12/30/25	12/30/25
4,4'-DDD	ND		ug/L	0.1	0.03	12/30/25	12/30/25
Endrin aldehyde	ND		ug/L	0.1	0.02	12/30/25	12/30/25
Endrin ketone	ND		ug/L	0.1	0.02	12/30/25	12/30/25
4,4'-DDT	ND		ug/L	0.1	0.07	12/30/25	12/30/25
Methoxychlor	ND		ug/L	0.1	0.07	12/30/25	12/30/25
Toxaphene	ND		ug/L	2.0	0.6	12/30/25	12/30/25
Chlordane (Technical)	ND		ug/L	1.0	0.3	12/30/25	12/30/25
Surrogates				**Limits**			
TCMX	63%		%REC	29-120		12/30/25	12/30/25
Decachlorobiphenyl	91%		%REC	33-132		12/30/25	12/30/25
Method: EPA 8082 Prep Method: EPA 3510C							
Aroclor-1016	ND		ug/L	0.50	0.30	12/30/25	12/30/25
Aroclor-1221	ND		ug/L	0.50	0.47	12/30/25	12/30/25
Aroclor-1232	ND		ug/L	0.50	0.27	12/30/25	12/30/25
Aroclor-1242	ND		ug/L	0.50	0.29	12/30/25	12/30/25
Aroclor-1248	ND		ug/L	0.50	0.24	12/30/25	12/30/25
Aroclor-1254	ND		ug/L	0.50	0.27	12/30/25	12/30/25
Aroclor-1260	ND		ug/L	0.50	0.33	12/30/25	12/30/25
Aroclor-1262	ND		ug/L	0.50	0.29	12/30/25	12/30/25
Aroclor-1268	ND		ug/L	0.50	0.26	12/30/25	12/30/25
Surrogates				**Limits**			
Decachlorobiphenyl (PCB)	89%		%REC	28-138		12/30/25	12/30/25

ENTHALPY ANALYTICAL

Batch QC

Type:	**Lab Control Sample**	**Lab ID:**	**QC1326690**	**Batch:**	**391325**
Matrix:	**Water**	**Method:**	**EPA 8081A**	**Prep Method:**	**EPA 3510C**

QC1326690 Analyte	Result	Spiked	Units	Recovery	Qual	Limits
alpha-BHC	0.4430	0.5000	ug/L	89%		66-121
beta-BHC	0.4594	0.5000	ug/L	92%		73-120
gamma-BHC	0.4757	0.5000	ug/L	95%		68-125
delta-BHC	0.4867	0.5000	ug/L	97%		68-131
Heptachlor	0.4404	0.5000	ug/L	88%		63-120
Aldrin	0.4151	0.5000	ug/L	83%		56-120
Heptachlor epoxide	0.4420	0.5000	ug/L	88%		65-120
Endosulfan I	0.4641	0.5000	ug/L	93%		68-124
Dieldrin	0.4507	0.5000	ug/L	90%		66-124
4,4'-DDE	0.4585	0.5000	ug/L	92%		67-131
Endrin	0.4665	0.5000	ug/L	93%		68-135
Endosulfan II	0.4789	0.5000	ug/L	96%		71-130
Endosulfan sulfate	0.4736	0.5000	ug/L	95%		68-128
4,4'-DDD	0.4129	0.5000	ug/L	83%	#	65-130
Endrin aldehyde	0.4383	0.5000	ug/L	88%		67-124
Endrin ketone	0.5021	0.5000	ug/L	100%		69-137
4,4'-DDT	0.4769	0.5000	ug/L	95%		65-136
Methoxychlor	0.5073	0.5000	ug/L	101%		69-150
Surrogates						
TCMX	0.3609	0.5000	ug/L	72%		29-120
Decachlorobiphenyl	0.4524	0.5000	ug/L	90%		33-132

ENTHALPY ANALYTICAL

Batch QC

Type:	Lab Control Sample Duplicate	Lab ID:	QC1326691	Batch:	391325
Matrix:	Water	Method:	EPA 8081A	Prep Method:	EPA 3510C

QC1326691 Analyte	Result	Spiked	Units	Recovery	Qual	Limits	RPD	RPD Lim
alpha-BHC	0.4756	0.5000	ug/L	95%		66-121	7	20
beta-BHC	0.4782	0.5000	ug/L	96%		73-120	4	20
gamma-BHC	0.5119	0.5000	ug/L	102%		68-125	7	20
delta-BHC	0.5228	0.5000	ug/L	105%		68-131	7	20
Heptachlor	0.4665	0.5000	ug/L	93%		63-120	6	24
Aldrin	0.4384	0.5000	ug/L	88%		56-120	5	30
Heptachlor epoxide	0.4596	0.5000	ug/L	92%		65-120	4	20
Endosulfan I	0.5008	0.5000	ug/L	100%		68-124	8	20
Dieldrin	0.4708	0.5000	ug/L	94%		66-124	4	22
4,4'-DDE	0.4867	0.5000	ug/L	97%		67-131	6	21
Endrin	0.4987	0.5000	ug/L	100%		68-135	7	20
Endosulfan II	0.4946	0.5000	ug/L	99%		71-130	3	21
Endosulfan sulfate	0.4849	0.5000	ug/L	97%		68-128	2	21
4,4'-DDD	0.4329	0.5000	ug/L	87%	#	65-130	5	22
Endrin aldehyde	0.4447	0.5000	ug/L	89%		67-124	1	20
Endrin ketone	0.5167	0.5000	ug/L	103%		69-137	3	21
4,4'-DDT	0.5009	0.5000	ug/L	100%		65-136	5	23
Methoxychlor	0.5151	0.5000	ug/L	103%		69-150	2	23
Surrogates								
TCMX	0.3753	0.5000	ug/L	75%		29-120		
Decachlorobiphenyl	0.4517	0.5000	ug/L	90%		33-132		

Type:	Lab Control Sample	Lab ID:	QC1326692	Batch:	391325
Matrix:	Water	Method:	EPA 8082	Prep Method:	EPA 3510C

QC1326692 Analyte	Result	Spiked	Units	Recovery	Qual	Limits
Aroclor-1016	4.303	5.000	ug/L	86%		69-120
Aroclor-1260	4.503	5.000	ug/L	90%		72-124
Surrogates						
Decachlorobiphenyl (PCB)	0.4709	0.5000	ug/L	94%		28-138

Type:	Lab Control Sample Duplicate	Lab ID:	QC1326693	Batch:	391325
Matrix:	Water	Method:	EPA 8082	Prep Method:	EPA 3510C

QC1326693 Analyte	Result	Spiked	Units	Recovery	Qual	Limits	RPD	RPD Lim
Aroclor-1016	4.141	5.000	ug/L	83%		69-120	4	22
Aroclor-1260	4.387	5.000	ug/L	88%		72-124	3	25
Surrogates								
Decachlorobiphenyl (PCB)	0.4717	0.5000	ug/L	94%		28-138		

ENTHALPY ANALYTICAL

Batch QC

Type:	**Blank**	**Lab ID:**	**QC1326694**	**Batch:**	**391325**
Matrix:	**TCLP Leachate**	**Method:**	**EPA 8081A**	**Prep Method:**	**EPA 3510C**

QC1326694 Analyte	Result	Qual	Units	RL	MDL	Prepared	Analyzed
alpha-BHC	ND		ug/L	0.10	0.029	12/30/25	12/30/25
beta-BHC	ND		ug/L	0.10	0.031	12/30/25	12/30/25
gamma-BHC	ND		ug/L	0.10	0.020	12/30/25	12/30/25
delta-BHC	ND		ug/L	0.10	0.017	12/30/25	12/30/25
Heptachlor	ND		ug/L	0.10	0.031	12/30/25	12/30/25
Aldrin	ND		ug/L	0.10	0.049	12/30/25	12/30/25
Heptachlor epoxide	ND		ug/L	0.10	0.030	12/30/25	12/30/25
Endosulfan I	ND		ug/L	0.10	0.031	12/30/25	12/30/25
Dieldrin	ND		ug/L	0.20	0.025	12/30/25	12/30/25
4,4'-DDE	ND		ug/L	0.20	0.028	12/30/25	12/30/25
Endrin	ND		ug/L	0.20	0.028	12/30/25	12/30/25
Endosulfan II	ND		ug/L	0.20	0.029	12/30/25	12/30/25
Endosulfan sulfate	ND		ug/L	0.20	0.038	12/30/25	12/30/25
4,4'-DDD	ND		ug/L	0.20	0.064	12/30/25	12/30/25
Endrin aldehyde	ND		ug/L	0.20	0.039	12/30/25	12/30/25
Endrin ketone	ND		ug/L	0.20	0.040	12/30/25	12/30/25
4,4'-DDT	ND		ug/L	0.20	0.14	12/30/25	12/30/25
Methoxychlor	ND		ug/L	0.20	0.14	12/30/25	12/30/25
Toxaphene	ND		ug/L	4.0	1.2	12/30/25	12/30/25
Chlordane (Technical)	ND		ug/L	2.0	0.56	12/30/25	12/30/25
Surrogates				**Limits**			
TCMX	64%		%REC	29-120		12/30/25	12/30/25
Decachlorobiphenyl	94%		%REC	33-132		12/30/25	12/30/25

ENTHALPY ANALYTICAL

Batch QC

Type:	**Lab Control Sample**	**Lab ID:**	**QC1326695**	**Batch:**	**391325**
Matrix:	**TCLP Leachate**	**Method:**	**EPA 8081A**	**Prep Method:**	**EPA 3510C**

QC1326695 Analyte	Result	Spiked	Units	Recovery	Qual	Limits
alpha-BHC	0.9777	1.000	ug/L	98%		66-121
beta-BHC	1.015	1.000	ug/L	101%		73-120
gamma-BHC	1.048	1.000	ug/L	105%		68-125
delta-BHC	1.087	1.000	ug/L	109%		68-131
Heptachlor	0.9586	1.000	ug/L	96%		63-120
Aldrin	0.9198	1.000	ug/L	92%		56-120
Heptachlor epoxide	0.9625	1.000	ug/L	96%		65-120
Endosulfan I	1.023	1.000	ug/L	102%		68-124
Dieldrin	0.9880	1.000	ug/L	99%		66-124
4,4'-DDE	1.034	1.000	ug/L	103%		67-131
Endrin	1.120	1.000	ug/L	112%		68-135
Endosulfan II	1.046	1.000	ug/L	105%		71-130
Endosulfan sulfate	1.023	1.000	ug/L	102%		68-128
4,4'-DDD	0.9197	1.000	ug/L	92%	#	65-130
Endrin aldehyde	0.8889	1.000	ug/L	89%		67-124
Endrin ketone	1.076	1.000	ug/L	108%		69-137
4,4'-DDT	1.076	1.000	ug/L	108%		65-136
Methoxychlor	1.145	1.000	ug/L	115%		69-150
Surrogates						
TCMX	0.7272	1.000	ug/L	73%		29-120
Decachlorobiphenyl	0.9672	1.000	ug/L	97%		33-132

ENTHALPY ANALYTICAL

Batch QC

Type:	Sample Spike	Lab ID:	QC1326696	Batch:	391325
Matrix (Source ID):	TCLP Leachate (545900-003)	Method:	EPA 8081A	Prep Method:	EPA 3510C

QC1326696 Analyte	Result	Source Sample Result	Spiked	Units	Recovery	Qual	Limits	DF
alpha-BHC	0.9512	ND	1.000	ug/L	95%		40-130	2
beta-BHC	1.001	ND	1.000	ug/L	100%		44-134	2
gamma-BHC	1.035	ND	1.000	ug/L	103%		41-133	2
delta-BHC	1.061	ND	1.000	ug/L	106%		42-139	2
Heptachlor	0.9342	ND	1.000	ug/L	93%		34-135	2
Aldrin	0.8866	ND	1.000	ug/L	89%		42-125	2
Heptachlor epoxide	0.9423	ND	1.000	ug/L	94%		37-139	2
Endosulfan I	0.9927	ND	1.000	ug/L	99%		45-146	2
Dieldrin	0.9631	ND	1.000	ug/L	96%		39-140	2
4,4'-DDE	0.9948	ND	1.000	ug/L	99%		34-145	2
Endrin	1.071	ND	1.000	ug/L	107%		41-147	2
Endosulfan II	1.025	ND	1.000	ug/L	103%		24-152	2
Endosulfan sulfate	1.003	ND	1.000	ug/L	100%		38-141	2
4,4'-DDD	0.8940	ND	1.000	ug/L	89%	#	31-158	2
Endrin aldehyde	0.9430	ND	1.000	ug/L	94%		36-142	2
Endrin ketone	1.061	ND	1.000	ug/L	106%		39-152	2
4,4'-DDT	1.048	ND	1.000	ug/L	105%		43-140	2
Methoxychlor	1.101	ND	1.000	ug/L	110%		29-167	2
Surrogates								
TCMX	0.7082		1.000	ug/L	71%		29-120	2
Decachlorobiphenyl	0.9791		1.000	ug/L	98%		33-132	2

Type:	Lab Control Sample	Lab ID:	QC1326830	Batch:	391356
Matrix:	Water	Method:	EPA 8260B	Prep Method:	EPA 5030B

QC1326830 Analyte	Result	Spiked	Units	Recovery	Qual	Limits
1,1-Dichloroethene	51.94	50.00	ug/L	104%		69-128
MTBE	47.25	50.00	ug/L	95%		66-125
Benzene	50.54	50.00	ug/L	101%		76-121
Trichloroethene	46.08	50.00	ug/L	92%		76-124
Toluene	51.06	50.00	ug/L	102%		76-120
Chlorobenzene	46.11	50.00	ug/L	92%		78-120
Surrogates						
Dibromofluoromethane	48.93	50.00	ug/L	98%		70-130
1,2-Dichloroethane-d4	54.05	50.00	ug/L	108%		70-130
Toluene-d8	46.76	50.00	ug/L	94%		70-130
Bromofluorobenzene	46.66	50.00	ug/L	93%		70-130

ENTHALPY ANALYTICAL

Batch QC

Type:	**Lab Control Sample Duplicate**	**Lab ID:**	**QC1326831**	**Batch:**	**391356**
Matrix:	**Water**	**Method:**	**EPA 8260B**	**Prep Method:**	**EPA 5030B**

QC1326831 Analyte	Result	Spiked	Units	Recovery	Qual	Limits	RPD	RPD Lim
1,1-Dichloroethene	53.45	50.00	ug/L	107%		69-128	3	23
MTBE	50.14	50.00	ug/L	100%		66-125	6	22
Benzene	53.57	50.00	ug/L	107%		76-121	6	21
Trichloroethene	46.54	50.00	ug/L	93%		76-124	1	22
Toluene	55.24	50.00	ug/L	110%		76-120	8	21
Chlorobenzene	50.03	50.00	ug/L	100%		78-120	8	20
Surrogates								
Dibromofluoromethane	50.36	50.00	ug/L	101%		70-130		
1,2-Dichloroethane-d4	55.69	50.00	ug/L	111%		70-130		
Toluene-d8	47.39	50.00	ug/L	95%		70-130		
Bromofluorobenzene	46.96	50.00	ug/L	94%		70-130		

ENTHALPY ANALYTICAL

Batch QC

Type:	**Blank**	**Lab ID:**	**QC1326864**	**Batch:**	**391356**
Matrix:	**Water**	**Method:**	**EPA 8260B**	**Prep Method:**	**EPA 5030B**

QC1326864 Analyte	Result	Qual	Units	RL	MDL	Prepared	Analyzed
Carbon Disulfide	ND		ug/L	5.0	0.1	12/31/25	12/31/25
2-Chloroethylvinylether	ND		ug/L	50	1.9	12/31/25	12/31/25
Chloroprene	ND		ug/L	200	0.4	12/31/25	12/31/25
3-Chloropropene	ND		ug/L	5.0	0.3	12/31/25	12/31/25
Ethyl methacrylate	ND		ug/L	50	2.1	12/31/25	12/31/25
Ethanol	ND		ug/L	500	110	12/31/25	12/31/25
2-Hexanone	ND		ug/L	5.0	1.1	12/31/25	12/31/25
Iodomethane	ND		ug/L	10	4.4	12/31/25	12/31/25
Isopropanol (IPA)	ND		ug/L	200	52	12/31/25	12/31/25
Methyl acrylonitrile	ND		ug/L	35	3.7	12/31/25	12/31/25
Vinyl Acetate	ND		ug/L	50	15	12/31/25	12/31/25
Acrolein	ND		ug/L	200	2.7	12/31/25	12/31/25
Acrylonitrile	ND		ug/L	10	0.7	12/31/25	12/31/25
Freon 12	ND		ug/L	5.0	0.08	12/31/25	12/31/25
Chloromethane	ND		ug/L	5.0	0.09	12/31/25	12/31/25
Vinyl Chloride	ND		ug/L	5.0	0.06	12/31/25	12/31/25
Bromomethane	ND		ug/L	5.0	0.1	12/31/25	12/31/25
Chloroethane	ND		ug/L	5.0	0.1	12/31/25	12/31/25
Trichlorofluoromethane	ND		ug/L	5.0	0.05	12/31/25	12/31/25
Acetone	ND		ug/L	100	5.0	12/31/25	12/31/25
Freon 113	ND		ug/L	5.0	0.1	12/31/25	12/31/25
1,1-Dichloroethene	ND		ug/L	5.0	0.09	12/31/25	12/31/25
Methylene Chloride	ND		ug/L	5.0	0.2	12/31/25	12/31/25
MTBE	ND		ug/L	5.0	0.08	12/31/25	12/31/25
trans-1,2-Dichloroethene	ND		ug/L	5.0	0.1	12/31/25	12/31/25
1,1-Dichloroethane	ND		ug/L	5.0	0.06	12/31/25	12/31/25
2-Butanone	ND		ug/L	100	1.5	12/31/25	12/31/25
cis-1,2-Dichloroethene	ND		ug/L	5.0	0.06	12/31/25	12/31/25
2,2-Dichloropropane	ND		ug/L	5.0	0.1	12/31/25	12/31/25
Chloroform	ND		ug/L	5.0	0.08	12/31/25	12/31/25
Bromochloromethane	ND		ug/L	5.0	0.2	12/31/25	12/31/25
1,1,1-Trichloroethane	ND		ug/L	5.0	0.07	12/31/25	12/31/25
1,1-Dichloropropene	ND		ug/L	5.0	0.07	12/31/25	12/31/25
Carbon Tetrachloride	ND		ug/L	5.0	0.07	12/31/25	12/31/25
1,2-Dichloroethane	ND		ug/L	5.0	0.1	12/31/25	12/31/25
Benzene	ND		ug/L	1.0	0.03	12/31/25	12/31/25
Trichloroethene	ND		ug/L	5.0	0.05	12/31/25	12/31/25
1,2-Dichloropropane	ND		ug/L	5.0	0.1	12/31/25	12/31/25
Bromodichloromethane	ND		ug/L	5.0	0.09	12/31/25	12/31/25
Dibromomethane	ND		ug/L	5.0	0.1	12/31/25	12/31/25
4-Methyl-2-Pentanone	ND		ug/L	5.0	1.0	12/31/25	12/31/25
cis-1,3-Dichloropropene	ND		ug/L	5.0	0.06	12/31/25	12/31/25
Toluene	ND		ug/L	5.0	0.06	12/31/25	12/31/25
trans-1,3-Dichloropropene	ND		ug/L	5.0	0.08	12/31/25	12/31/25
1,1,2-Trichloroethane	ND		ug/L	5.0	0.2	12/31/25	12/31/25
1,3-Dichloropropane	ND		ug/L	5.0	0.1	12/31/25	12/31/25
Tetrachloroethene	ND		ug/L	5.0	0.1	12/31/25	12/31/25

ENTHALPY ANALYTICAL

Batch QC

QC1326864 Analyte	Result	Qual	Units	RL	MDL	Prepared	Analyzed
Dibromochloromethane	ND		ug/L	5.0	0.09	12/31/25	12/31/25
1,2-Dibromoethane	ND		ug/L	5.0	0.1	12/31/25	12/31/25
Chlorobenzene	ND		ug/L	5.0	0.09	12/31/25	12/31/25
1,1,1,2-Tetrachloroethane	ND		ug/L	5.0	0.1	12/31/25	12/31/25
Ethylbenzene	ND		ug/L	5.0	0.09	12/31/25	12/31/25
m,p-Xylenes	ND		ug/L	10	0.1	12/31/25	12/31/25
o-Xylene	ND		ug/L	5.0	0.06	12/31/25	12/31/25
Styrene	ND		ug/L	5.0	0.09	12/31/25	12/31/25
Bromoform	ND		ug/L	5.0	0.07	12/31/25	12/31/25
Isopropylbenzene	ND		ug/L	5.0	0.05	12/31/25	12/31/25
1,1,2,2-Tetrachloroethane	ND		ug/L	5.0	0.07	12/31/25	12/31/25
1,2,3-Trichloropropane	ND		ug/L	5.0	0.1	12/31/25	12/31/25
Propylbenzene	ND		ug/L	5.0	0.07	12/31/25	12/31/25
Bromobenzene	ND		ug/L	5.0	0.03	12/31/25	12/31/25
1,3,5-Trimethylbenzene	ND		ug/L	5.0	0.06	12/31/25	12/31/25
2-Chlorotoluene	ND		ug/L	5.0	0.05	12/31/25	12/31/25
4-Chlorotoluene	ND		ug/L	5.0	0.06	12/31/25	12/31/25
tert-Butylbenzene	ND		ug/L	5.0	0.03	12/31/25	12/31/25
1,2,4-Trimethylbenzene	ND		ug/L	5.0	0.03	12/31/25	12/31/25
sec-Butylbenzene	ND		ug/L	5.0	0.06	12/31/25	12/31/25
para-Isopropyl Toluene	ND		ug/L	5.0	0.07	12/31/25	12/31/25
1,3-Dichlorobenzene	ND		ug/L	5.0	0.06	12/31/25	12/31/25
1,4-Dichlorobenzene	ND		ug/L	5.0	0.09	12/31/25	12/31/25
n-Butylbenzene	ND		ug/L	5.0	0.06	12/31/25	12/31/25
1,2-Dichlorobenzene	ND		ug/L	5.0	0.09	12/31/25	12/31/25
1,2-Dibromo-3-Chloropropane	ND		ug/L	5.0	0.5	12/31/25	12/31/25
1,2,4-Trichlorobenzene	ND		ug/L	5.0	0.07	12/31/25	12/31/25
Hexachlorobutadiene	ND		ug/L	5.0	0.2	12/31/25	12/31/25
Naphthalene	ND		ug/L	5.0	0.2	12/31/25	12/31/25
1,2,3-Trichlorobenzene	ND		ug/L	5.0	0.08	12/31/25	12/31/25
cis-1,4-Dichloro-2-butene	ND		ug/L	5.0	0.4	12/31/25	12/31/25
trans-1,4-Dichloro-2-butene	ND		ug/L	5.0	0.4	12/31/25	12/31/25
Xylene (total)	ND		ug/L	5.0		12/31/25	12/31/25
Surrogates				**Limits**			
Dibromofluoromethane	94%		%REC	70-130		12/31/25	12/31/25
1,2-Dichloroethane-d4	99%		%REC	70-130		12/31/25	12/31/25
Toluene-d8	99%		%REC	70-130		12/31/25	12/31/25
Bromofluorobenzene	95%		%REC	70-130		12/31/25	12/31/25

ENTHALPY ANALYTICAL

Batch QC

Type:	Matrix Spike	Lab ID:	QC1326865	Batch:	391356
Matrix (Source ID):	Water (549582-001)	Method:	EPA 8260B	Prep Method:	EPA 5030B

QC1326865 Analyte	Result	Source Sample Result	Spiked	Units	Recovery	Qual	Limits	DF
1,1-Dichloroethene	15.26	ND	20.00	ug/L	76%		62-131	1
MTBE	14.54	0.7283	20.00	ug/L	69%		61-124	1
Benzene	15.04	ND	20.00	ug/L	75%		70-123	1
Trichloroethene	13.74	ND	20.00	ug/L	69%		65-131	1
Toluene	14.90	ND	20.00	ug/L	74%		69-120	1
Chlorobenzene	13.96	ND	20.00	ug/L	70%	*	72-121	1
Surrogates								
Dibromofluoromethane	48.99		50.00	ug/L	98%		70-130	1
1,2-Dichloroethane-d4	52.83		50.00	ug/L	106%		70-130	1
Toluene-d8	48.59		50.00	ug/L	97%		70-130	1
Bromofluorobenzene	48.62		50.00	ug/L	97%		70-130	1

Type:	Matrix Spike Duplicate	Lab ID:	QC1326866	Batch:	391356
Matrix (Source ID):	Water (549582-001)	Method:	EPA 8260B	Prep Method:	EPA 5030B

QC1326866 Analyte	Result	Source Sample Result	Spiked	Units	Recovery	Qual	Limits	RPD	RPD Lim	DF
1,1-Dichloroethene	16.18	ND	20.00	ug/L	81%		62-131	6	31	1
MTBE	18.17	0.7283	20.00	ug/L	87%		61-124	22	30	1
Benzene	17.18	ND	20.00	ug/L	86%		70-123	13	31	1
Trichloroethene	14.32	ND	20.00	ug/L	72%		65-131	4	31	1
Toluene	16.12	ND	20.00	ug/L	81%		69-120	8	29	1
Chlorobenzene	15.56	ND	20.00	ug/L	78%		72-121	11	29	1
Surrogates										
Dibromofluoromethane	51.58		50.00	ug/L	103%		70-130			1
1,2-Dichloroethane-d4	57.15		50.00	ug/L	114%		70-130			1
Toluene-d8	47.22		50.00	ug/L	94%		70-130			1
Bromofluorobenzene	49.89		50.00	ug/L	100%		70-130			1

Type:	Blank	Lab ID:	QC1326804	Batch:	391351
Matrix:	Water	Method:	EPA 8270C-SIM	Prep Method:	EPA 3535

QC1326804 Analyte	Result	Qual	Units	RL	MDL	Prepared	Analyzed
1,4-Dioxane	ND		ug/L	1.0	0.84	12/30/25	12/30/25
Surrogates				**Limits**			
1,4-Dioxane-d8 (SUR)	101%		%REC	80-120		12/30/25	12/30/25

ENTHALPY ANALYTICAL

Batch QC

Type:	**Lab Control Sample**	**Lab ID:**	**QC1326805**	**Batch:**	**391351**
Matrix:	**Water**	**Method:**	**EPA 8270C-SIM**	**Prep Method:**	**EPA 3535**

QC1326805 Analyte	Result	Spiked	Units	Recovery	Qual	Limits
1,4-Dioxane	10.84	10.00	ug/L	108%		79-120
Surrogates						
1,4-Dioxane-d8 (SUR)	9.794	10.00	ug/L	98%		80-120

Type:	**Lab Control Sample Duplicate**	**Lab ID:**	**QC1326806**	**Batch:**	**391351**
Matrix:	**Water**	**Method:**	**EPA 8270C-SIM**	**Prep Method:**	**EPA 3535**

QC1326806 Analyte	Result	Spiked	Units	Recovery	Qual	Limits	RPD	RPD Lim
1,4-Dioxane	11.67	10.00	ug/L	117%		79-120	7	20
Surrogates								
1,4-Dioxane-d8 (SUR)	10.19	10.00	ug/L	102%		80-120		

Type:	**Blank**	**Lab ID:**	**QC1326671**	**Batch:**	**391320**
Matrix:	**Water**	**Method:**	**SM 4500-CN-E**	**Prep Method:**	**METHOD**

QC1326671 Analyte	Result	Qual	Units	RL	MDL	Prepared	Analyzed
Cyanide	ND		mg/L	0.0050	0.0017	12/30/25	12/31/25

Type:	**Lab Control Sample**	**Lab ID:**	**QC1326672**	**Batch:**	**391320**
Matrix:	**Water**	**Method:**	**SM 4500-CN-E**	**Prep Method:**	**METHOD**

QC1326672 Analyte	Result	Spiked	Units	Recovery	Qual	Limits
Cyanide	0.1066	0.1000	mg/L	107%		85-115

Type:	**Matrix Spike**	**Lab ID:**	**QC1326673**	**Batch:**	**391320**
Matrix (Source ID):	**Water (549637-003)**	**Method:**	**SM 4500-CN-E**	**Prep Method:**	**METHOD**

QC1326673 Analyte	Result	Source Sample Result	Spiked	Units	Recovery	Qual	Limits	DF
Cyanide	0.1007	ND	0.1000	mg/L	101%		80-120	0.5

Type:	**Matrix Spike Duplicate**	**Lab ID:**	**QC1326674**	**Batch:**	**391320**
Matrix (Source ID):	**Water (549637-003)**	**Method:**	**SM 4500-CN-E**	**Prep Method:**	**METHOD**

QC1326674 Analyte	Result	Source Sample Result	Spiked	Units	Recovery	Qual	Limits	RPD	RPD Lim	DF
Cyanide	0.1024	ND	0.1000	mg/L	102%		80-120	2	20	0.5

ENTHALPY ANALYTICAL

Batch QC

Type:	Matrix Spike	Lab ID:	QC1326709	Batch:	391320
Matrix (Source ID):	Water (549849-001)	Method:	SM 4500-CN-E	Prep Method:	METHOD

QC1326709 Analyte	Result	Source Sample Result	Spiked	Units	Recovery	Qual	Limits	DF
Cyanide	0.0008465	ND	0.1000	mg/L	0%	ND,NM	80-120	0.5

Type:	Matrix Spike Duplicate	Lab ID:	QC1326710	Batch:	391320
Matrix (Source ID):	Water (549849-001)	Method:	SM 4500-CN-E	Prep Method:	METHOD

QC1326710 Analyte	Result	Source Sample Result	Spiked	Units	Recovery	Qual	Limits	RPD	RPD Lim	DF
Cyanide	-0.0001608	ND	0.1000	mg/L	0%	ND,NM	80-120	294*	20	0.5

Type:	Blank	Lab ID:	QC1326851	Batch:	391360
Matrix:	Water	Method:	SM 4500-S2-D	Prep Method:	METHOD

QC1326851 Analyte	Result	Qual	Units	RL	MDL	Prepared	Analyzed
Sulfide	ND		mg/L	0.10		12/30/25	12/30/25

Type:	Lab Control Sample	Lab ID:	QC1326852	Batch:	391360
Matrix:	Water	Method:	SM 4500-S2-D	Prep Method:	METHOD

QC1326852 Analyte	Result	Spiked	Units	Recovery	Qual	Limits
Sulfide	0.9000	1.000	mg/L	90%		90-110

Type:	Matrix Spike	Lab ID:	QC1326853	Batch:	391360
Matrix (Source ID):	Water (549841-001)	Method:	SM 4500-S2-D	Prep Method:	METHOD

QC1326853 Analyte	Result	Source Sample Result	Spiked	Units	Recovery	Qual	Limits	DF
Sulfide	0.9000	ND	1.000	mg/L	90%		80-120	1

Type:	Matrix Spike Duplicate	Lab ID:	QC1326854	Batch:	391360
Matrix (Source ID):	Water (549841-001)	Method:	SM 4500-S2-D	Prep Method:	METHOD

QC1326854 Analyte	Result	Source Sample Result	Spiked	Units	Recovery	Qual	Limits	RPD	RPD Lim	DF
Sulfide	0.9000	ND	1.000	mg/L	90%		80-120	0	20	1

Type:	Blank	Lab ID:	QC1326752	Batch:	391339
Matrix:	Water	Method:	SM 5310B	Prep Method:	SM 5310B

QC1326752 Analyte	Result	Qual	Units	RL	MDL	Prepared	Analyzed
Total Organic Carbon	ND		mg/L	1.0	0.49	12/30/25	12/30/25

ENTHALPY ANALYTICAL

Batch QC

Type: Lab Control Sample	Lab ID: QC1326753	Batch: 391339
Matrix: Water	Method: SM 5310B	Prep Method: SM 5310B

QC1326753 Analyte	Result	Spiked	Units	Recovery	Qual	Limits
Total Organic Carbon	24.50	25.00	mg/L	98%		85-115

Type: Matrix Spike	Lab ID: QC1326754	Batch: 391339
Matrix (Source ID): Water (549965-001)	Method: SM 5310B	Prep Method: SM 5310B

QC1326754 Analyte	Result	Source Sample Result	Spiked	Units	Recovery	Qual	Limits	DF
Total Organic Carbon	56.41	30.24	25.00	mg/L	105%		75-125	1

Type: Matrix Spike Duplicate	Lab ID: QC1326755	Batch: 391339
Matrix (Source ID): Water (549965-001)	Method: SM 5310B	Prep Method: SM 5310B

QC1326755 Analyte	Result	Source Sample Result	Spiked	Units	Recovery	Qual	Limits	RPD	RPD Lim	DF
Total Organic Carbon	57.50	30.24	25.00	mg/L	109%		75-125	2	25	1

Type: Sample Duplicate	Lab ID: QC1326664	Batch: 391318
Matrix (Source ID): Water (549841-001)	Method: SM2130B	

QC1326664 Analyte	Result	Source Sample Result	Units	Qual	RPD	RPD Lim	DF
Turbidity	ND	0.1300	NTU			20	1

Type: Blank	Lab ID: QC1327003	Batch: 391408
Matrix: Water	Method: SM2320B	Prep Method: METHOD

QC1327003 Analyte	Result	Qual	Units	RL	MDL	Prepared	Analyzed
Bicarbonate	ND		mg/L	2.0		12/31/25	12/31/25
Carbonate	ND		mg/L	2.0		12/31/25	12/31/25
Hydroxide	ND		mg/L	2.0		12/31/25	12/31/25
Alkalinity, Total as CaCO3	ND		mg/L	2.0		12/31/25	12/31/25

Type: Lab Control Sample	Lab ID: QC1327004	Batch: 391408
Matrix: Water	Method: SM2320B	Prep Method: METHOD

QC1327004 Analyte	Result	Spiked	Units	Recovery	Qual	Limits
Alkalinity, Total as CaCO3	936.1	1000	mg/L	94%		90-110

ENTHALPY ANALYTICAL

Batch QC

Type:	Sample Duplicate	Lab ID:	QC1327005	Batch:	391408
Matrix (Source ID):	Drinking Water (549874-001)	Method:	SM2320B	Prep Method:	METHOD

QC1327005 Analyte	Result	Source Sample Result	Units	Qual	RPD	RPD Lim	DF
Bicarbonate	86.21	87.55	mg/L		2	20	1
Carbonate	ND	ND	mg/L			20	1
Hydroxide	ND	ND	mg/L			20	1
Alkalinity, Total as CaCO3	70.66	71.76	mg/L		2	20	1

Type:	Sample Duplicate	Lab ID:	QC1326781	Batch:	391346
Matrix (Source ID):	Water (549766-001)	Method:	SM2510B	Prep Method:	METHOD

QC1326781 Analyte	Result	Source Sample Result	Units	Qual	RPD	RPD Lim	DF
Specific Conductance	1,740	1741	umhos/cm		0	20	1

Type:	Blank	Lab ID:	QC1326778	Batch:	391345
Matrix:	Water	Method:	SM2540C	Prep Method:	METHOD

QC1326778 Analyte	Result	Qual	Units	RL	MDL	Prepared	Analyzed
Total Dissolved Solids	ND		mg/L	10		12/30/25	12/31/25

Type:	Lab Control Sample	Lab ID:	QC1326779	Batch:	391345
Matrix:	Water	Method:	SM2540C	Prep Method:	METHOD

QC1326779 Analyte	Result	Spiked	Units	Recovery	Qual	Limits
Total Dissolved Solids	1,022	1000	mg/L	102%		90-110

Type:	Sample Duplicate	Lab ID:	QC1326780	Batch:	391345
Matrix (Source ID):	Water (549766-001)	Method:	SM2540C	Prep Method:	METHOD

QC1326780 Analyte	Result	Source Sample Result	Units	Qual	RPD	RPD Lim	DF
Total Dissolved Solids	1,154	1154	mg/L		0	5	2

Type:	Blank	Lab ID:	QC1326832	Batch:	391335
Matrix:	Water	Method:	SM2540D	Prep Method:	METHOD

QC1326832 Analyte	Result	Qual	Units	RL	MDL	Prepared	Analyzed
Total Suspended Solids	ND		mg/L	0.5		12/30/25	12/31/25

ENTHALPY ANALYTICAL

Batch QC

Type:	Lab Control Sample	Lab ID:	QC1326833	Batch:	391335
Matrix:	Water	Method:	SM2540D	Prep Method:	METHOD

QC1326833 Analyte	Result	Spiked	Units	Recovery	Qual	Limits
Total Suspended Solids	103.5	100.0	mg/L	103%		90-110

Type:	Lab Control Sample Duplicate	Lab ID:	QC1326834	Batch:	391335
Matrix:	Water	Method:	SM2540D	Prep Method:	METHOD

QC1326834 Analyte	Result	Spiked	Units	Recovery	Qual	Limits	RPD	RPD Lim
Total Suspended Solids	101.0	100.0	mg/L	101%		90-110	2	5

Type:	Sample Duplicate	Lab ID:	QC1326835	Batch:	391335
Matrix (Source ID):	Water (549709-039)	Method:	SM2540D	Prep Method:	METHOD

QC1326835 Analyte	Result	Source Sample Result	Units	Qual	RPD	RPD Lim	DF
Total Suspended Solids	242.1	232.2	mg/L		4	5	1

Type:	Sample Duplicate	Lab ID:	QC1326836	Batch:	391335
Matrix (Source ID):	Water (549965-001)	Method:	SM2540D	Prep Method:	METHOD

QC1326836 Analyte	Result	Source Sample Result	Units	Qual	RPD	RPD Lim	DF
Total Suspended Solids	50.20	49.00	mg/L		2	5	1

Type:	Blank	Lab ID:	QC1326722	Batch:	391332
Matrix:	Water	Method:	SM5210B	Prep Method:	METHOD

QC1326722 Analyte	Result	Qual	Units	RL	MDL	Prepared	Analyzed
Biochemical Oxygen Demand	ND		mg/L	3.0		12/30/25 16:05	01/04/26 12:56

Type:	Lab Control Sample	Lab ID:	QC1326723	Batch:	391332
Matrix:	Water	Method:	SM5210B	Prep Method:	METHOD

QC1326723 Analyte	Result	Spiked	Units	Recovery	Qual	Limits
Biochemical Oxygen Demand	207.5	198.0	mg/L	105%		84.6-115.4

Type:	Sample Duplicate	Lab ID:	QC1326724	Batch:	391332
Matrix (Source ID):	Water (549965-001)	Method:	SM5210B	Prep Method:	METHOD

QC1326724 Analyte	Result	Source Sample Result	Units	Qual	RPD	RPD Lim	DF
Biochemical Oxygen Demand	3.930	4.770	mg/L	BOD5	19	30	1

Batch QC

Type: Blank	**Lab ID:** QC1326675	**Batch:** 391311
Matrix: Water	**Method:** SM5220D	**Prep Method:** SM 5220D

QC1326675 Analyte	Result	Qual	Units	RL	MDL	Prepared	Analyzed
Chemical Oxygen Demand	ND		mg/L	4.0	2.0	12/31/25	12/31/25

Type: Lab Control Sample	**Lab ID:** QC1326676	**Batch:** 391311
Matrix: Water	**Method:** SM5220D	**Prep Method:** SM 5220D

QC1326676 Analyte	Result	Spiked	Units	Recovery	Qual	Limits
Chemical Oxygen Demand	100.0	100.0	mg/L	100%		90-110

Type: Matrix Spike	**Lab ID:** QC1326678	**Batch:** 391311
Matrix (Source ID): Water (549965-001)	**Method:** SM5220D	**Prep Method:** SM 5220D

QC1326678 Analyte	Result	Source Sample Result	Spiked	Units	Recovery	Qual	Limits	DF
Chemical Oxygen Demand	172.0	77.00	100.0	mg/L	95%		75-125	2

Type: Matrix Spike Duplicate	**Lab ID:** QC1326679	**Batch:** 391311
Matrix (Source ID): Water (549965-001)	**Method:** SM5220D	**Prep Method:** SM 5220D

QC1326679 Analyte	Result	Source Sample Result	Spiked	Units	Recovery	Qual	Limits	RPD	RPD Lim	DF
Chemical Oxygen Demand	174.0	77.00	100.0	mg/L	97%		75-125	1	20	2

#	CCV drift outside limits; average CCV drift within limits per method requirements
*	Value is outside QC limits
BOD5	Estimated result, under-depleted, highest volume replicate reported
E	Response exceeds instrument's linear range
J	Estimated value
ND	Not Detected
NM	Not Meaningful

Laboratory Job Number 549965

Subcontracted Products

Pace Laboratories

Date of Report: 01/07/2026

David Tripp

Enthalpy Laboratories-Orange
931 West Barkley Avenue
Orange, CA 92868

Client Project:	EO-549965
Pace Project:	Chiquita Canyon Landfill Stormwater
Pace Work Order:	2522192
Invoice ID:	B529538

Enclosed are the results of analyses for samples received by the laboratory on 12/31/2025. If you have any questions concerning this report, please feel free to contact me.

Revised Report: This report supersedes Report ID 1001646569
Reason: Corrected project name

Sincerely,

Contact Person: Ragen Williams
Client Service Rep

Steven Bennett
Operations Manager

The results in this report apply to the samples analyzed in accordance with the chain of custody document. This analytical report must be reproduced in its entirety.
All results listed in this report are for the exclusive use of the submitting party. Pace Analytical assumes no responsibility for report alteration, separation, detachment or third party interpretation.

Table of Contents

Sample Information

Chain of Custody and Cooler Receipt form 3

Laboratory / Client Sample Cross Reference 5

Sample Results

2522192-01 - EAST BASIN

Organo-Phosphorus Pesticide Analysis (EPA Method 8141A) 6

Quality Control Reports

Organo-Phosphorus Pesticide Analysis (EPA Method 8141A)

Method Blank Analysis 7

Laboratory Control Sample 8

Notes

Notes and Definitions 9

ENTHALPY ANALYTICAL

931 West Barkley Ave
Orange, CA 92868
(714) 771-6900

2522192

2522192

RUSH!

Subcontract Laboratory:
Pace Laboratories
4100 Atlas Court
Bakersfield, CA 93308
ATTN: Ragen Schallock
PO #: Required, to be sent via email

Enthalpy Order: EO-549965
PM: David Tripp
Email: david.tripp@enthalpy.com
CC: incomingreports@enthalpy.com
Phone: 657-581-4710

Results Due: RUSH 5wd TAT
Report Level: II
Report To: MDL
EDDs: ELM_TransferOut (Standard Excel Transfer EDD, 3 tabs)

Notes:
Chiquita Canyon Landfill Stormwater. 5wd RUSH please.

Sample ID	Collected	Lab ID	# Cont.	Matrix	Analysis Requested	Comment
EAST BASIN	30-DEC-2025 11:45	549965-001	1	Water	Organophosphorus Pesticides	

Notes:	Relinquished By:	Received By:
	[signature]	[signature]
	Date: 12-30-25 16:13	Date: 12-31-25 1030
	Date:	Date:
	Date:	Date:

The results in this report apply to the samples analyzed in accordance with the chain of custody document. This analytical report must be reproduced in its entirety.
All results listed in this report are for the exclusive use of the submitting party. Pace Analytical assumes no responsibility for report alteration, separation, detachment or third party interpretation.

Pace Analytical®
ENVIRONMENTAL SCIENCES

Chain of Custody and Cooler Receipt Form for 2522192 Page 2 of 2

PACE ANALYTICAL	COOLER RECEIPT FORM	Page 1 Of 1
Submission #: 2522192		

SHIPPING INFORMATION	SHIPPING CONTAINER	FREE LIQUID
Fed Ex ☑ UPS ☐ GSO / GLS ☐ Hand Delivery ☐ Pace Lab Field Service ☐ Other ☐ (Specify)_____	Ice Chest ☑ None ☐ Box ☐ Other ☐ (Specify)_____	YES ☑ NO ☐ WI S

Refrigerant: Ice ☑ Blue Ice ☐ None ☐ Other ☐ Comments:

Custody Seals Ice Chest ☐ Intact? Yes ☐ No ☐ Containers ☐ Intact? Yes ☐ No ☐ None ☑ Comments:

All samples received? Yes ☑ No ☐ All samples containers intact? Yes ☑ No ☐ Description(s) match COC? Yes ☑ No ☐

COC Received ☑YES ☐ NO

Emissivity: 0.97 Container: NA Thermometer ID: 366 Date/Time 12-31-25 1050

Temperature: (A) 3.5 °C / (C) 3.6 °C Analyst Init MCR

SAMPLE CONTAINERS	SAMPLE NUMBERS 1	2	3	4	5	6	7	8	9	10
QT PE UNPRES										
4oz / 8oz / 16oz PE UNPRES										
2oz Cr^{+6}										
QT INORGANIC CHEMICAL METALS										
INORGANIC CHEMICAL METALS 4oz / 8oz / 16oz										
PT CYANIDE										
PT NITROGEN FORMS										
PT TOTAL SULFIDE										
2oz. NITRATE / NITRITE										
PT TOTAL ORGANIC CARBON										
PT CHEMICAL OXYGEN DEMAND										
PtA PHENOLICS										
40ml VOA VIAL TRAVEL BLANK										
40ml VOA VIAL										
QT EPA 1664B	A									
PT ODOR										
RADIOLOGICAL										
BACTERIOLOGICAL										
40 ml VOA VIAL- 504										
QT EPA 508/608.3/8081A										
QT EPA 515.1/8151A										
QT EPA 525.2										
QT EPA 525.2 TRAVEL BLANK										
40ml EPA 547										
40ml EPA 531.1										
8oz EPA 548.1										
QT EPA 549.2										
QT EPA 8015M										
QT EPA 8270C										
8oz / 16oz / 32oz AMBER										
8oz / 16oz / 32oz JAR										
SOIL SLEEVE										
PCB VIAL										
PLASTIC BAG										
TEDLAR BAG										
FERROUS IRON										
ENCORE										
SMART KIT										
SUMMA CANISTER										

CHK BY CL2

DISTRIBUTION SVOE SUB OUT ☐

Comments:

Sample Numbering Completed By: MCR Date/Time: 12-31-25 11:36

A = Actual / C = Corrected

Rev 23 05/20/22

[S:\WPDocs\WordPerfect\LAB_DOCS\FORMS\SAMREC.rv 20]

The results in this report apply to the samples analyzed in accordance with the chain of custody document. This analytical report must be reproduced in its entirety.
All results listed in this report are for the exclusive use of the submitting party. Pace Analytical assumes no responsibility for report alteration, separation, detachment or third party interpretation.

Pace Analytical
ENVIRONMENTAL SCIENCES

Enthalpy Laboratories-Orange
931 West Barkley Avenue
Orange, CA 92868

Reported: 01/07/2026 23:09
Project: Chiquita Canyon Landfill Stormwater
Project Number: EO-549965
Project Manager: David Tripp

Laboratory / Client Sample Cross Reference

Laboratory	Client Sample Information			
2522192-01	**COC Number:**	—	**Receive Date:**	12/31/2025 10:50
	Project Number:	—	**Sampling Date:**	12/30/2025 11:45
	Sampling Location:	—	**Sample Depth:**	—
	Sampling Point:	EAST BASIN	**Lab Matrix:**	Water
	Sampled By:	client	**Sample Type:**	Water

The results in this report apply to the samples analyzed in accordance with the chain of custody document. This analytical report must be reproduced in its entirety.
All results listed in this report are for the exclusive use of the submitting party. Pace Analytical assumes no responsibility for report alteration, separation, detachment or third party interpretation.

Pace Analytical
ENVIRONMENTAL SCIENCES

Enthalpy Laboratories-Orange
931 West Barkley Avenue
Orange, CA 92868

Reported: 01/07/2026 23:09
Project: Chiquita Canyon Landfill Stormwater
Project Number: EO-549965
Project Manager: David Tripp

Organo-Phosphorus Pesticide Analysis (EPA Method 8141A)

Pace Sample ID: 2522192-01 | **Client Sample Name:** EAST BASIN, 12/30/2025 11:45:00AM, client

Constituent	Result	Units	PQL	MDL	Method	MB Bias	Lab Quals	DCN
Azinphos methyl	ND	ug/L	0.50	0.12	EPA-8141A	ND		1
Bolstar	ND	ug/L	0.20	0.050	EPA-8141A	ND		1
Chlorpyrifos	ND	ug/L	0.20	0.050	EPA-8141A	ND		1
Coumaphos	ND	ug/L	0.50	0.11	EPA-8141A	ND		1
Demeton O/S	ND	ug/L	0.20	0.056	EPA-8141A	ND		1
Diazinon	ND	ug/L	0.20	0.050	EPA-8141A	ND		1
Dichlorvos	ND	ug/L	0.20	0.050	EPA-8141A	ND		1
Disulfoton	ND	ug/L	0.20	0.050	EPA-8141A	ND		1
Ethoprop	ND	ug/L	0.20	0.052	EPA-8141A	ND		1
Fensulfothion	ND	ug/L	0.20	0.051	EPA-8141A	ND		1
Fenthion	ND	ug/L	0.20	0.050	EPA-8141A	ND		1
Merphos	ND	ug/L	0.20	0.050	EPA-8141A	ND		1
Methyl parathion	ND	ug/L	0.20	0.050	EPA-8141A	ND		1
Mevinphos	ND	ug/L	0.20	0.050	EPA-8141A	ND		1
Naled	ND	ug/L	0.50	0.17	EPA-8141A	ND		1
Phorate	ND	ug/L	0.20	0.066	EPA-8141A	ND		1
Ronnel (Fenchlorphos)	ND	ug/L	0.20	0.050	EPA-8141A	ND		1
Stirophos (Tetrachlorvinphos)	ND	ug/L	0.20	0.082	EPA-8141A	ND		1
Tokuthion (Prothiofos)	ND	ug/L	0.20	0.050	EPA-8141A	ND		1
Trichloronate	ND	ug/L	0.20	0.050	EPA-8141A	ND		1
Triphenylphosphate (Surrogate)	109	%	50 - 130 (LCL - UCL)		EPA-8141A			1

DCN	Method	Prep Date	Run Date/Time	Analyst	Instrument	Dilution	QC Batch ID	Prep Method
1	EPA-8141A	01/05/26 17:40	01/06/26 20:54	IJC	GC-18	1.002	B225029	EPA 3510C

DCN = Data Continuation Number

The results in this report apply to the samples analyzed in accordance with the chain of custody document. This analytical report must be reproduced in its entirety.
All results listed in this report are for the exclusive use of the submitting party. Pace Analytical assumes no responsibility for report alteration, separation, detachment or third party interpretation.

Pace Analytical
ENVIRONMENTAL SCIENCES

Enthalpy Laboratories-Orange
931 West Barkley Avenue
Orange, CA 92868

Reported: 01/07/2026 23:09
Project: Chiquita Canyon Landfill Stormwater
Project Number: EO-549965
Project Manager: David Tripp

Organo-Phosphorus Pesticide Analysis (EPA Method 8141A)

Quality Control Report - Method Blank Analysis

Constituent	QC Sample ID	MB Result	Units	PQL	MDL	Lab Quals	Run #
QC Batch ID: B225029							
Azinphos methyl	B225029-BLK1	ND	ug/L	0.50	0.12		1
Bolstar	B225029-BLK1	ND	ug/L	0.20	0.050		1
Chlorpyrifos	B225029-BLK1	ND	ug/L	0.20	0.050		1
Coumaphos	B225029-BLK1	ND	ug/L	0.50	0.11		1
Demeton O/S	B225029-BLK1	ND	ug/L	0.20	0.056		1
Diazinon	B225029-BLK1	ND	ug/L	0.20	0.050		1
Dichlorvos	B225029-BLK1	ND	ug/L	0.20	0.050		1
Disulfoton	B225029-BLK1	ND	ug/L	0.20	0.050		1
Ethoprop	B225029-BLK1	ND	ug/L	0.20	0.052		1
Fensulfothion	B225029-BLK1	ND	ug/L	0.20	0.051		1
Fenthion	B225029-BLK1	ND	ug/L	0.20	0.050		1
Merphos	B225029-BLK1	ND	ug/L	0.20	0.050		1
Methyl parathion	B225029-BLK1	ND	ug/L	0.20	0.050		1
Mevinphos	B225029-BLK1	ND	ug/L	0.20	0.050		1
Naled	B225029-BLK1	ND	ug/L	0.50	0.17		1
Phorate	B225029-BLK1	ND	ug/L	0.20	0.066		1
Ronnel (Fenchlorphos)	B225029-BLK1	ND	ug/L	0.20	0.050		1
Stirophos (Tetrachlorvinphos)	B225029-BLK1	ND	ug/L	0.20	0.082		1
Tokuthion (Prothiofos)	B225029-BLK1	ND	ug/L	0.20	0.050		1
Trichloronate	B225029-BLK1	ND	ug/L	0.20	0.050		1
Triphenylphosphate (Surrogate)	**B225029-BLK1**	**78.2**	%	**50 - 130 (LCL - UCL)**			1

Run #	QC Sample ID	QC Type	Method	Prep Date	Run Date Time	Analyst	Instrument	Dilution
1	B225029-BLK1	PB	EPA-8141A	01/05/26	01/06/26 17:26	IJC	GC-18	1

The results in this report apply to the samples analyzed in accordance with the chain of custody document. This analytical report must be reproduced in its entirety.
All results listed in this report are for the exclusive use of the submitting party. Pace Analytical assumes no responsibility for report alteration, separation, detachment or third party interpretation.

Pace Analytical
ENVIRONMENTAL SCIENCES

Enthalpy Laboratories-Orange
931 West Barkley Avenue
Orange, CA 92868

Reported: 01/07/2026 23:09
Project: Chiquita Canyon Landfill Stormwater
Project Number: EO-549965
Project Manager: David Tripp

Organo-Phosphorus Pesticide Analysis (EPA Method 8141A)

Quality Control Report - Laboratory Control Sample

Constituent	QC Sample ID	Type	Result	Spike Level	Units	Percent Recovery	RPD	Control Limits Percent Recovery	Control Limits RPD	Lab Quals	Run #
QC Batch ID: B225029											
Bolstar	B225029-BS1	LCS	1.6950	2.0000	ug/L	84.8		50 - 130			1
	B225029-BSD1	LCSD	1.7100	2.0000	ug/L	85.5	0.9	50 - 130	30		2
Chlorpyrifos	B225029-BS1	LCS	1.9700	2.0000	ug/L	98.5		60 - 120			1
	B225029-BSD1	LCSD	1.9650	2.0000	ug/L	98.2	0.3	60 - 120	30		2
Diazinon	B225029-BS1	LCS	1.8600	2.0000	ug/L	93.0		60 - 130			1
	B225029-BSD1	LCSD	1.8750	2.0000	ug/L	93.8	0.8	60 - 130	30		2
Methyl parathion	B225029-BS1	LCS	1.9700	2.0000	ug/L	98.5		60 - 120			1
	B225029-BSD1	LCSD	2.0050	2.0000	ug/L	100	1.8	60 - 120	30		2
Mevinphos	B225029-BS1	LCS	1.4550	2.0000	ug/L	72.8		50 - 120			1
	B225029-BSD1	LCSD	1.5100	2.0000	ug/L	75.5	3.7	50 - 120	30		2
Ronnel (Fenchlorphos)	B225029-BS1	LCS	1.9100	2.0000	ug/L	95.5		50 - 120			1
	B225029-BSD1	LCSD	2.0050	2.0000	ug/L	100	4.9	50 - 120	30		2
Stirophos (Tetrachlorvinphos)	B225029-BS1	LCS	1.9850	2.0000	ug/L	99.2		50 - 120			1
	B225029-BSD1	LCSD	1.8700	2.0000	ug/L	93.5	6.0	50 - 120	30		2
Triphenylphosphate (Surrogate)	B225029-BS1	LCS	2.4100	2.5000	ug/L	96.4		50 - 130			1
	B225029-BSD1	LCSD	2.4200	2.5000	ug/L	96.8	0.4	50 - 130			2

Run #	QC Sample ID	QC Type	Method	Prep Date	Run Date Time	Analyst	Instrument	Dilution
1	B225029-BS1	LCS	EPA-8141A	01/05/26	01/06/26 17:56	IJC	GC-18	1
2	B225029-BSD1	LCSD	EPA-8141A	01/05/26	01/06/26 18:25	IJC	GC-18	1

The results in this report apply to the samples analyzed in accordance with the chain of custody document. This analytical report must be reproduced in its entirety.
All results listed in this report are for the exclusive use of the submitting party. Pace Analytical assumes no responsibility for report alteration, separation, detachment or third party interpretation.

Pace Analytical
ENVIRONMENTAL SCIENCES

Enthalpy Laboratories-Orange	**Reported:** 01/07/2026 23:09
931 West Barkley Avenue	Project: Chiquita Canyon Landfill Stormwater
Orange, CA 92868	Project Number: EO-549965
	Project Manager: David Tripp

Notes And Definitions

MDL	Method Detection Limit
ND	Analyte Not Detected
PQL	Practical Quantitation Limit

The results in this report apply to the samples analyzed in accordance with the chain of custody document. This analytical report must be reproduced in its entirety.
All results listed in this report are for the exclusive use of the submitting party. Pace Analytical assumes no responsibility for report alteration, separation, detachment or third party interpretation.

Laboratory Job Number 549965

Subcontracted Products

McCampbell Analytical, Inc.

McCampbell Analytical, Inc.

"When Quality Counts"

Analytical Report

WorkOrder: 2512K12

Report Created for: Enthalpy Analytical

931 West Barkley Avenue
Orange, CA 92868

Project Contact: David Tripp
Project P.O.: 079649
Project: EO-549965

Project Location:
Project Received: 12/31/2025

Analytical Report reviewed & approved for release on 01/07/2026 by:



Ana Venegas
Project Manager

The report shall not be reproduced except in full, without the written approval of the laboratory. The analytical results relate only to the items tested. Results reported conform to the most current regulatory standards, where applicable, unless otherwise stated.

1534 Willow Pass Rd. Pittsburg, CA 94565 ♦ TEL: (877) 252-9262 ♦ FAX: (925) 252-9269 ♦ www.mccampbell.com
CA ELAP 1644 ♦ ORELAP (NELAP) 4033 ♦ AIHA-LAP ID#232255 ♦ DoD-ELAP Cert # L22-757

McCampbell Analytical, Inc.
"When Quality Counts"
1534 Willow Pass Road, Pittsburg, CA 94565-1701
Toll Free Telephone: (877) 252-9262 / Fax: (925) 252-9269
http://www.mccampbell.com / E-mail: main@mccampbell.com

Glossary of Terms & Qualifier Definitions

Client: Enthalpy Analytical **WorkOrder:** 2512K12
Project: EO-549965

Glossary Abbreviation

%D	Serial Dilution Percent Difference
95% Interval	95% Confident Interval
CCV	Continuing Calibration Verification.
CCV REC (%)	% recovery of Continuing Calibration Verification.
CPT	Consumer Product Testing not NELAP Accredited
DF	Dilution Factor
DI WET	(DISTLC) Waste Extraction Test using DI water
DISS	Dissolved (direct analysis of 0.45 µm filtered and acidified water sample)
DLT	Dilution Test (Serial Dilution)
DUP	Duplicate
EDL	Estimated Detection Limit
ERS	External reference sample. Second source calibration verification.
ITEF	International Toxicity Equivalence Factor
LCS	Laboratory Control Sample
LCS2	Second LCS for the batch. Spike level is lower than that for the first LCS; applicable to method 1633.
LQL	Lowest Quantitation Level
MB	Method Blank
MB IS/SS % Rec	% Recovery of Internal Standard or Surrogate in Method Blank, if applicable
MB SS % Rec	% Recovery of Surrogate in Method Blank, if applicable
MDL	Method Detection Limit [1]
ML	Minimum Level of Quantitation
MS	Matrix Spike
MSD	Matrix Spike Duplicate
NA	Not Applicable
ND	Not detected at or above the indicated MDL or RL.
NR	Data Not Reported due to matrix interference or insufficient sample amount.
PDS	Post Digestion Spike
PF	Prep Factor
RD	Relative Difference
RL	Reporting Limit [2]
RPD	Relative Percent Difference
RRT	Relative Retention Time
RSD	Relative Standard Deviation
SNR	Surrogate is diluted out of the calibration range

[1] MDL is the minimum measured concentration of a substance that can be reported with 99% confidence that the measured concentration is distinguishable from method blank results. Definition and Procedure for the Determination of the Method Detection Limit, Revision 2, 40CFR, Part 136, Appendix B, EPA 821-R-16-006, December 2016. Values are based upon our default extraction volume/amount and are subject to change.

[2] RL is the lowest level that can be reliably determined within specified limits of precision and accuracy during routine laboratory operating conditions. (The RL cannot be lower than the lowest calibration standard used in the initial calibration of the instrument and must be greater than the MDL.) Values are based upon our default extraction volume/amount and are subject to change.

McCampbell Analytical, Inc.
"When Quality Counts"

1534 Willow Pass Road, Pittsburg, CA 94565-1701
Toll Free Telephone: (877) 252-9262 / Fax: (925) 252-9269
http://www.mccampbell.com / E-mail: main@mccampbell.com

Glossary of Terms & Qualifier Definitions

Client: Enthalpy Analytical **WorkOrder:** 2512K12

Project: EO-549965

SPK Val	Spike Value
SPKRef Val	Spike Reference Value
SPLP	Synthetic Precipitation Leachate Procedure
ST	Sorbent Tube
TCLP	Toxicity Characteristic Leachate Procedure
TEQ	Toxicity Equivalents
TNTC	"Too Numerous to Count;" greater than 250 colonies observed on the plate.
TPH-Diesel	Sample results for semi-volatile TPH (diesel, kerosene, oil, etc) were calculated using a background subtraction procedure to correct for instrument baseline rise (column bleed) as described in Sec 7.7.2.2 of EPA 8015 B, C.
TZA	TimeZone Net Adjustment for sample collected outside of MAI's Coordinated Universal Time (UTC). (Adjustment for Daylight Saving is not accounted.)
WET (STLC)	Waste Extraction Test (Soluble Threshold Limit Concentration)

Analytical Qualifiers

a3	Sample diluted due to high organic content interfering with quantitative/or qualitative analysis.

McCampbell Analytical, Inc.
"When Quality Counts"

1534 Willow Pass Road, Pittsburg, CA 94565-1701
Toll Free Telephone: (877) 252-9262 / Fax: (925) 252-9269
http://www.mccampbell.com / E-mail: main@mccampbell.com

Analytical Report

Client:	Enthalpy Analytical	**WorkOrder:**	2512K12
Date Received:	12/31/2025 10:05	**Extraction Method:**	E8151A
Date Prepared:	01/05/2026	**Analytical Method:**	E8151A
Project:	EO-549965	**Unit:**	µg/L

Chlorinated Herbicides by GC-ECD

Client ID	Lab ID	Matrix	Date Collected	Instrument FileID	Batch ID
EAST BASIN	2512K12-001A	Water	12/30/2025 11:45	GC15A 01052625.D	333054

Analytes	Result	MDL	RL	DF	Date Analyzed
Acifluorfen	ND	5.3	10	10	01/05/2026 23:21
Bentazon	ND	3.2	10	10	01/05/2026 23:21
Chloramben	ND	6.4	10	10	01/05/2026 23:21
2,4-D (Dichlorophenoxyacetic acid)	ND	0.79	2.0	10	01/05/2026 23:21
2,4-DB	ND	4.2	10	10	01/05/2026 23:21
Dalapon	ND	7.7	10	10	01/05/2026 23:21
DCPA (mono & diacid)	ND	5.0	10	10	01/05/2026 23:21
Dicamba	ND	0.74	2.0	10	01/05/2026 23:21
3,5-Dichlorobenzoic Acid	ND	2.4	10	10	01/05/2026 23:21
Dichloroprop	ND	3.5	10	10	01/05/2026 23:21
Dinoseb (DNBP)	ND	3.0	10	10	01/05/2026 23:21
MCPA	ND	13	20	10	01/05/2026 23:21
MCPP	ND	12	20	10	01/05/2026 23:21
4-Nitrophenol	ND	7.7	10	10	01/05/2026 23:21
Pentachlorophenol (PCP)	ND	0.55	2.0	10	01/05/2026 23:21
Picloram	ND	3.8	10	10	01/05/2026 23:21
2,4,5-T (Trichlorophenoxy acetic acid)	ND	1.0	2.0	10	01/05/2026 23:21
2,4,5-TP (Silvex)	ND	1.6	5.0	10	01/05/2026 23:21

Surrogates	REC (%)	Limits	DF	
DCAA	108	60-140	10	01/05/2026 23:21

Analyst(s): DP

Analytical Comments: a3

McCampbell Analytical, Inc.
"When Quality Counts"

1534 Willow Pass Road, Pittsburg, CA 94565-1701
Toll Free Telephone: (877) 252-9262 / Fax: (925) 252-9269
http://www.mccampbell.com / E-mail: main@mccampbell.com

Analytical Report

Client:	Enthalpy Analytical	**WorkOrder:**	2512K12
Date Received:	12/31/2025 10:05	**Extraction Method:**	RSK175
Date Prepared:	01/06/2026	**Analytical Method:**	RSK175
Project:	EO-549965	**Unit:**	µg/L

Dissolved Carbon Dioxide by RSK 175

Client ID	Lab ID	Matrix	Date Collected	Instrument FileID	Batch ID
EAST BASIN	2512K12-001B	Water	12/30/2025 11:45	GC26 0106261104.D	333187

Analytes	Result	MDL	RL	DF	Date Analyzed
Carbon Dioxide	**4000**	250	250	5	01/06/2026 14:17

Analyst(s): CLO

McCampbell Analytical, Inc.
"When Quality Counts"
1534 Willow Pass Road, Pittsburg, CA 94565-1701
Toll Free Telephone: (877) 252-9262 / Fax: (925) 252-9269
http://www.mccampbell.com / E-mail: main@mccampbell.com

Quality Control Report

Client:	Enthalpy Analytical	**WorkOrder:**	2512K12
Date Prepared:	01/05/2026	**BatchID:**	333054
Date Analyzed:	01/05/2026	**Extraction Method:**	E8151A
Instrument:	GC15A	**Analytical Method:**	E8151A
Matrix:	Water	**Unit:**	µg/L
Project:	EO-549965	**Sample ID:**	MB/LCS/LCSD-333054

QC Summary Report for E8151A

Analyte	MB Result	MDL	RL	SPK Val	MB IS/SS %REC	MB IS/SS Limits
Acifluorfen	ND	0.53	1.0	-	-	-
Bentazon	ND	0.32	1.0	-	-	-
Chloramben	ND	0.64	1.0	-	-	-
2,4-D (Dichlorophenoxyacetic acid)	ND	0.079	0.20	-	-	-
2,4-DB	ND	0.42	1.0	-	-	-
Dalapon	ND	0.77	1.0	-	-	-
DCPA (mono & diacid)	ND	0.50	1.0	-	-	-
Dicamba	ND	0.074	0.20	-	-	-
3,5-Dichlorobenzoic Acid	ND	0.24	1.0	-	-	-
Dichloroprop	ND	0.35	1.0	-	-	-
Dinoseb (DNBP)	ND	0.30	1.0	-	-	-
MCPA	ND	1.3	2.0	-	-	-
MCPP	ND	1.2	2.0	-	-	-
4-Nitrophenol	ND	0.77	1.0	-	-	-
Pentachlorophenol (PCP)	ND	0.055	0.20	-	-	-
Picloram	ND	0.38	1.0	-	-	-
2,4,5-T (Trichlorophenoxy acetic acid)	ND	0.10	0.20	-	-	-
2,4,5-TP (Silvex)	ND	0.16	0.50	-	-	-
Surrogate Recovery						
DCAA	9.3			10	93	70-130

(Cont.)

McCampbell Analytical, Inc.
"When Quality Counts"
1534 Willow Pass Road, Pittsburg, CA 94565-1701
Toll Free Telephone: (877) 252-9262 / Fax: (925) 252-9269
http://www.mccampbell.com / E-mail: main@mccampbell.com

Quality Control Report

Client:	Enthalpy Analytical	**WorkOrder:**	2512K12
Date Prepared:	01/05/2026	**BatchID:**	333054
Date Analyzed:	01/05/2026	**Extraction Method:**	E8151A
Instrument:	GC15A	**Analytical Method:**	E8151A
Matrix:	Water	**Unit:**	µg/L
Project:	EO-549965	**Sample ID:**	MB/LCS/LCSD-333054

QC Summary Report for E8151A

Analyte	LCS Result	LCSD Result	SPK Val	LCS %REC	LCSD %REC	LCS/LCSD Limits	RPD	RPD Limit
Acifluorfen	8.8	8.8	10	88	88	70-130	0.465	30
Bentazon	12	12	10	118	122	70-130	3.11	30
Chloramben	10	10	10	101	103	70-130	1.84	30
2,4-D (Dichlorophenoxyacetic acid)	11	11	10	108	111	70-130	2.64	30
2,4-DB	11	11	10	114	114	70-130	0.562	30
Dalapon	10	11	10	104	111	70-130	6.49	30
DCPA (mono & diacid)	9.6	9.2	10	96	92	70-130	4.75	30
Dicamba	9.2	9.6	10	92	96	70-130	4.07	30
3,5-Dichlorobenzoic Acid	9.2	9.7	10	92	97	70-130	5.27	30
Dichloroprop	11	12	10	112	116	70-130	2.72	30
Dinoseb (DNBP)	10	10	10	101	102	70-130	1.20	30
MCPA	95	99	100	95	99	70-130	4.20	30
MCPP	91	98	100	91	98	70-130	6.49	30
4-Nitrophenol	9.3	9.7	10	93	97	70-130	3.98	30
Pentachlorophenol (PCP)	9.8	10	10	98	100	70-130	2.47	30
Picloram	9.4	9.3	10	94	93	70-130	1.97	30
2,4,5-T (Trichlorophenoxy acetic acid)	9.9	10	10	99	100	70-130	1.43	30
2,4,5-TP (Silvex)	9.9	10	10	99	102	70-130	2.98	30
Surrogate Recovery								
DCAA	9.8	10	10	98	103	70-130	4.57	30

McCampbell Analytical, Inc.
"When Quality Counts"

1534 Willow Pass Road, Pittsburg, CA 94565-1701
Toll Free Telephone: (877) 252-9262 / Fax: (925) 252-9269
http://www.mccampbell.com / E-mail: main@mccampbell.com

Quality Control Report

Client:	Enthalpy Analytical	**WorkOrder:**	2512K12
Date Prepared:	01/06/2026	**BatchID:**	333187
Date Analyzed:	01/06/2026	**Extraction Method:**	RSK175
Instrument:	GC26	**Analytical Method:**	RSK175
Matrix:	Water	**Unit:**	µg/L
Project:	EO-549965	**Sample ID:**	MB/LCS/LCSD-333187

QC Summary Report for RSK175

Analyte	MB Result	MDL	RL			
Carbon Dioxide	ND	50	50	-	-	-

Analyte	LCS Result	LCSD Result	SPK Val	LCS %REC	LCSD %REC	LCS/LCSD Limits	RPD	RPD Limit
Carbon Dioxide	140	150	187.2	75	81	70-130	7.42	30

McCampbell Analytical, Inc.
"When Quality Counts"

1534 Willow Pass Road, Pittsburg, CA 94565-1701
Toll Free Telephone: (877) 252-9262 / Fax: (925) 252-9269
http://www.mccampbell.com / E-mail: main@mccampbell.com

Certified Analyte List

Client: Enthalpy Analytical **WorkOrder:** 2512K12

Project: EO-549965

Analyte	Cert 1	Cert 2	Cert 3	Cert 4	Cert 5	Analytical Method	Matrix
2,4,5-T (Trichlorophenoxy acetic acid)	◉	◉	○	○	○	E8151A	Water
2,4,5-TP (Silvex)	◉	◉	○	○	○	E8151A	Water
2,4-D (Dichlorophenoxyacetic acid)	◉	◉	○	○	○	E8151A	Water
2,4-DB	◉	◉	○	○	○	E8151A	Water
3,5-Dichlorobenzoic Acid	○	◉	○	○	○	E8151A	Water
4-Nitrophenol	◉	◉	○	○	○	E8151A	Water
Acifluorfen	○	◉	○	○	○	E8151A	Water
Bentazon	○	◉	○	○	○	E8151A	Water
Chloramben	○	◉	○	○	○	E8151A	Water
Dalapon	◉	◉	○	○	○	E8151A	Water
DCPA (mono & diacid)	○	◉	○	○	○	E8151A	Water
Dicamba	◉	◉	○	○	○	E8151A	Water
Dichloroprop	◉	◉	○	○	○	E8151A	Water
Dinoseb (DNBP)	◉	◉	○	○	○	E8151A	Water
MCPA	◉	◉	○	○	○	E8151A	Water
MCPP	◉	◉	○	○	○	E8151A	Water
Pentachlorophenol (PCP)	◉	◉	○	○	○	E8151A	Water
Picloram	○	◉	○	○	○	E8151A	Water

Certifications

Cert 1	CA ELAP 1644
Cert 2	ORELAP (NELAP) 4033

The Certified Analyte Report lists the compounds for which MAI is accredited at the time of issuance. Although MAI holds multiple accreditations, methods with extensive compound lists may not be fully accredited due to state agency availability.

McCampbell Analytical, Inc.
1534 Willow Pass Rd
Pittsburg, CA 94565-1701
(925) 252-9262

CHAIN-OF-CUSTODY RECORD

WorkOrder: 2512K12 **ClientCode: ENO** **QuoteID: 252619**

☐ WaterTrax ☐ CLIP ☐ EDF ☑ EQuIS ☑ Dry-Weight ☑ Email ☐ HardCopy ☐ ThirdParty ☑ J-flag
☑ Detection Summary ☑ **Excel** [A1_Standard _QC]

Report to:
David Tripp
Enthalpy Analytical
931 West Barkley Avenue
Orange, CA 92868
714-771-9908 FAX:

Email: david.tripp@enthalpy.com
cc/3rd Party: incomingreports@enthalpy.com;
PO: 079649
Project: EO-549965

Bill to:
Accounts Payable/Enthalpy SoCal
Montrose Environmental Group
PO Box 842165
Boston, MA 02284-2165
003EL_ap@montrose-env.com

Requested TAT: **5 days;**

Date Received: **12/31/2025**
Date Logged: **12/31/2025**

Lab ID	ClientSampID	Matrix	Collection Date	Hold	Requested Tests (See legend below)											
					1	2	3	4	5	6	7	8	9	10	11	12
2512K12-001	EAST BASIN	Water	12/30/2025 11:45	☐	A	A	B									

Test Legend:

1	8151_W	2	PRDisposal Fee	3	RSK175_CO2_W	4	
5		6		7		8	
9		10		11		12	

Prepared by: Agustina Venegas

Comments:

NOTE: Soil samples are discarded 60 days after receipt unless other arrangements are made (Water samples are 30 days).
Hazardous samples will be returned to client or disposed of at client expense.

McCampbell Analytical, Inc.
"When Quality Counts"

1534 Willow Pass Road, Pittsburg, CA 94565-1701
Toll Free Telephone: (877) 252-9262 / Fax: (925) 252-9269
http://www.mccampbell.com / E-mail: main@mccampbell.com

WORK ORDER SUMMARY

Client Name: ENTHALPY ANALYTICAL
Client Contact: David Tripp
Contact's Email: david.tripp@enthalpy.com

Project: EO-549965
Comments:

Work Order: 2512K12
QC Level: LEVEL 2
Date Logged: 12/31/2025

☐ WaterTrax ☐ CLIP ☐ EDF ☑ Excel ☐ EQuIS ☑ Email ☐ HardCopy ☐ ThirdParty ☑ J-flag

LabID	ClientSampID	Matrix	Test Name	Cont./ Comp.	Bottle & Preservative	U**	Head Space	Dry-Weight	Collection Date & Time	TAT	Test Due Date	Sediment Content	Hold	Sub Out
001A	EAST BASIN	Water	E8151A (Chlorinated Herbicides)	1	1LA Narrow Mouth, Unpres	☐	☐	☐	12/30/2025 11:45	5 days	1/8/2026	Present	☐	☐
001B	EAST BASIN	Water	RSK175 (CO2)	2	VOA, Unpres	☐	☐	☐	12/30/2025 11:45	5 days	1/8/2026	Present	☐	☐

NOTES: *** STLC and TCLP extractions require 2 days to complete; therefore, all TATs begin after the extraction is completed (i.e., One-day TAT yields results in 3 days from sample submission).**

- ISM prep requires 5 to 10 days to complete; therefore, all TATs begin after the extraction is completed (i.e., One-day TAT yields results in 6 to 11 days from sample submission). Due date listed on WO summary will not accurately reflect the time needed for sample preparation.

- Organic extracts are held for 40 days before disposal; Inorganic extract are held for 30 days.

- MAI assumes that all material present in the provided sampling container is considered part of the sample - MAI does not exclude any material from the sample prior to sample preparation unless requested in writing by the client.

U = An unpreserved container was received for a method that suggests a preservation in order to extend hold time for analysis.**

Cont./Comp. = Containers /Composites

ENTHALPY ANALYTICAL

931 West Barkley Ave
Orange, CA 92868
(714) 771-6900

2512K12

Subcontract Laboratory:
McCampbell Analytical, Inc.
1534 Willow Pass Rd.
Pittsburg, CA 94565
ATTN: Quote ID: 252619
PO #: PO-079649

Enthalpy Order: EO-549965
PM: David Tripp
Email: david.tripp@enthalpy.com
CC: incomingreports@enthalpy.com
Phone: 657-581-4710

Results Due: RUSH 5wd TAT
Report Level: II
Report To: MDL
EDDs: Standard Excel EDD

Notes:

Chiquita Canyon Landfill Stormwater. 5wd RUSH please.

Sample ID	Collected	Lab ID	# Cont.	Matrix	Analysis Requested	Comment
EAST BASIN	30-DEC-2025 11:45	549965-001	1	Water	EPA 8151A Chlorinated Herbicides	
			2	Water	RSK-175 CO2	

Notes:	Relinquished By:	Received By:
	[signature]	[signature]
	Date: 12-30-25 16:41	Date: 12/31/25 1005A
	Date:	Date:
	Date:	Date:

0.7C NET
1P39

GSO:563914119

McCampbell Analytical, Inc.
"When Quality Counts"

1534 Willow Pass Road, Pittsburg, CA 94565-1701
Toll Free Telephone: (877) 252-9262 / Fax: (925) 252-9269
http://www.mccampbell.com / E-mail: main@mccampbell.com

Sample Receipt Checklist

Client Name:	Enthalpy Analytical	Date and Time Received:	12/31/2025 10:05
Project:	EO-549965	Date Logged:	12/31/2025
		Received by:	Agustina Venegas
WorkOrder №:	2512K12 Matrix: Water	Logged by:	Agustina Venegas
Carrier:	Golden State Overnight		

Chain of Custody (COC) Information

Chain of custody present?	Yes	☑	No	☐		
Chain of custody signed when relinquished and received?	Yes	☑	No	☐		
Chain of custody agrees with sample labels?	Yes	☑	No	☐		
Sample IDs noted by Client on COC?	Yes	☑	No	☐		
Date and Time of collection noted by Client on COC?	Yes	☑	No	☐		
Sampler's name noted on COC?	Yes	☐	No	☑		
COC agrees with Quote?	Yes	☑	No	☐	NA	☐
COC quote NOT expired?	Yes	☑	No	☐	NA	☐

Sample Receipt Information

Custody seals intact on shipping container/cooler?	Yes	☐	No	☐	NA	☑
Custody seals intact on sample bottles?	Yes	☐	No	☐	NA	☑
Shipping container/cooler in good condition?	Yes	☑	No	☐		
Samples in proper containers/bottles?	Yes	☑	No	☐		
Sample containers intact?	Yes	☑	No	☐		
Sufficient sample volume for indicated test?	Yes	☑	No	☐		

Sample Preservation and Hold Time (HT) Information

All samples received within holding time?	Yes	☑	No	☐	NA	☐
Samples Received on Ice?	Yes	☑	No	☐		
(Ice Type: WET ICE)						
Sample/Temp Blank temperature	Temp: 0.7°C				NA	☐
ZHS conditional analyses: VOA meets zero headspace requirement (VOCs, TPHg/BTEX, RSK)?	Yes	☑	No	☐	NA	☐
Sample labels checked for correct preservation?	Yes	☑	No	☐		
pH acceptable upon receipt (Metal: <2)?	Yes	☐	No	☐	NA	☑

UCMR Samples:

pH tested and acceptable upon receipt (200.7: ≤2; 533: 6 - 8; 537.1: 6 - 8)?	Yes	☐	No	☐	NA	☑
Free Chlorine tested and acceptable upon receipt (<0.1mg/L) [not applicable to 200.7]?	Yes	☐	No	☐	NA	☑

Comments:

Laboratory Job Number 549965

Subcontracted Products

Enthalpy - El Dorado Hills

January 08, 2026

Enthalpy Analytical - El Dorado Hills
Work Order No. 2512252

Mr. David Tripp
Enthalpy Analytical
931 W. Barkley Avenue
Orange, CA 92868

Dear Mr. Tripp,

Enclosed are the results for the sample set received at Enthalpy Analytical - EDH on December 31, 2025 under your Project Name 'EO-549965'.

Enthalpy Analytical - EDH is committed to serving you effectively. If you require additional information, please contact me at 916-673-1520 or by email at mark.rein@enthalpy.com.

Thank you for choosing Enthalpy Analytical - EDH as part of your analytical support team.

Sincerely,



Mark Rein
Project Manager

Enthalpy Analytical -EDH certifies that the report herein meets all the requirements set forth by NELAP for those applicable test methods. Results relate only to the samples as received by the laboratory. This report should not be reproduced except in full without the written approval of Enthalpy Analytical -EDH .

Enthalpy Analytical - EDH Work Order No. 2512252
Case Narrative

Sample Condition on Receipt:

One water sample was received and stored securely in accordance with Enthalpy Analytical - EDH standard operating procedures and EPA methodology. The sample was received in good condition and within the method temperature requirements.

Analytical Notes:

EPA Method 8290A

The sample was extracted and analyzed for 2,3,7,8-TCDD by EPA Method 8290A using a ZB-DIOXIN GC column.

Holding Times

The method holding time criteria was met for this sample.

Quality Control

The Initial Calibration and Continuing Calibration Verifications met the method acceptance criteria.

A Method Blank and Ongoing Precision and Recovery (OPR) sample were extracted and analyzed with the preparation batch. No analytes were detected above the sample quantitation limits in the Method Blank. The OPR recoveries were within the method acceptance criteria.

Labeled standard recoveries for all QC and field samples were within method acceptance criteria.

Table of Contents

Case Narrative..... 1

Table of Contents..... 3

Sample Inventory..... 4

Analytical Results..... 5

Qualifiers..... 9

Certifications..... 10

Sample Receipt..... 11

Sample Inventory Report

Sample ID	Client Sample ID	Sampled	Received	Components/Containers
2512252-01	EAST BASIN	30-Dec-25 11:45	31-Dec-25 11:03	Amber Glass NM Bottle, 1L

ANALYTICAL RESULTS

Sample ID: Method Blank

EPA Method 8290A

Client Data

Name: Enthalpy Analytical
Project: EO-549965
Matrix: Aqueous

Laboratory Data

Lab Sample: B26A008-BLK1
QC Batch: B26A008
Sample Size: 1.00 L
Date Extracted: 05-Jan-26
Column: ZB-DIOXIN

Analyte	Conc. (pg/L)	MDL	RL	Qualifiers	Analyzed	Dilution
2,3,7,8-TCDD	ND	1.78	5.00		06-Jan-26 11:10	1

Labeled Standards	Type	% Recovery	Limits	Qualifiers	Analyzed	Dilution
13C-2,3,7,8-TCDD	IS	92.5	40 - 135		06-Jan-26 11:10	1
37Cl-2,3,7,8-TCDD	CRS	94.5	40 - 135		06-Jan-26 11:10	1

MDL - Method Detection Limit
RL - Reporting limit

Results reported to MDL.

Sample ID: OPR **EPA Method 8290A**

Client Data

Name: Enthalpy Analytical
Project: EO-549965
Matrix: Aqueous

Laboratory Data

Lab Sample: B26A008-BS1
QC Batch: B26A008 Date Extracted: 05-Jan-26 08:02
Sample Size: 1.00 L Column: ZB-DIOXIN

Analyte	Amt Found (pg/L)	Spike Amt	% Recovery	Limits	Qualifiers	Analyzed	Dilution
2,3,7,8-TCDD	169	200	84.3	70-130		06-Jan-26 08:57	1
Labeled Standards	**Type**		**% Recovery**	**Limits**	**Qualifiers**	**Analyzed**	**Dilution**
13C-2,3,7,8-TCDD	IS		95.3	40-135		06-Jan-26 08:57	1
37Cl-2,3,7,8-TCDD	CRS		92.7	40-135		06-Jan-26 08:57	1

Sample ID: EAST BASIN

EPA Method 8290A

Client Data

Name:	Enthalpy Analytical
Project:	EO-549965
Matrix:	Water
Date Collected:	30-Dec-25 11:45

Laboratory Data

Lab Sample:	2512252-01	Date Received:	31-Dec-25 11:03
QC Batch:	B26A008	Date Extracted:	05-Jan-26
Sample Size:	0.974 L	Column:	ZB-DIOXIN

Analyte	Conc. (pg/L)	MDL	RL	Qualifiers	Analyzed	Dilution
2,3,7,8-TCDD	ND	1.83	5.13		06-Jan-26 12:40	1

Labeled Standards	Type	% Recovery	Limits	Qualifiers	Analyzed	Dilution
13C-2,3,7,8-TCDD	IS	90.8	40 - 135		06-Jan-26 12:40	1
37Cl-2,3,7,8-TCDD	CRS	96.6	40 - 135		06-Jan-26 12:40	1

MDL - Method Detection Limit
RL - Reporting limit

Results reported to MDL.

DATA QUALIFIERS & ABBREVIATIONS

B	Compound was also detected in the method blank
Conc.	Concentration
CRS	Cleanup Recovery Standard
D	Dilution
DL	Detection Limit
E	Concentration exceeded the calibration range
EDL	Estimated Detection Limit
EMPC	Estimated Maximum Possible Concentration
H	Recovery and/or RPD was outside laboratory acceptance limits
I	Chemical Interference
IS	Internal Standard
J	Estimated Concentration below the Reporting Limit/LOQ
LOD	Limit of Detection
LOQ	Limit of Quantitation
MDL	Method Detection Limit
NA	Not Applicable
ND	Not Detected
OPR	Ongoing Precision and Recovery sample
P	Concentration may include contribution from chlorinated diphenyl ether(s).
Q	Ion transition ratio is outside of the acceptance criteria.
RL	Reporting Limit (MRL)
TEQ	Toxic Equivalency, sum of the toxic equivalency factors (TEF) multiplied by the sample concentrations.
TEQMax	TEQ calculated using the detection limit as the concentration for non-detects
TEQMin	TEQ calculated using zero as the concentration for non-detects
TEQRisk	TEQ calculated using ½ the detection limit as the concentration for non-detects
U	Not Detected (specific projects only)
*	See Cover Letter

Unless otherwise noted, solid sample results are reported in dry weight. Tissue samples are reported in wet weight.

Enthalpy Analytical - EDH Certifications

Accrediting Authority	Certificate Number
Alaska Department of Environmental Conservation	17-013
Arkansas Department of Environmental Quality	21-023-0
California Department of Health – ELAP	2892
DoD ELAP - A2LA Accredited - ISO/IEC 17025	3091.01
Florida Department of Health	E87777
Hawaii Department of Health	N/A
Louisiana Department of Environmental Quality	01977
Maine Department of Health	2020018
Michigan Department of Environmental Quality	9932
Minnesota Department of Health	2211390
Nevada Division of Environmental Protection	CA00413
New Hampshire Environmental Accreditation Program	207721
New Jersey Department of Environmental Protection	CA003
New York Department of Health	11411
Ohio Environmental Protection Agency	87778
Oregon Laboratory Accreditation Program	4042-021
Texas Commission on Environmental Quality	T104704189-22-13
Vermont Department of Health	VT-4042
Virginia Department of General Services	11276
Washington Department of Ecology	C584
Wisconsin Department of Natural Resources	998036160

Current certificates and lists of licensed parameters can be found at Enthalpy.com/Resources/Accreditations.

ENTHALPY ANALYTICAL

931 West Barkley Ave
Orange, CA 92868
(714) 771-6900

Subcontract Laboratory:
Enthalpy - El Dorado Hills
1104 Windfield Way
El Dorado Hills, CA 95762
ATTN: Mark Rein
PO #: Required, to be sent via email

Enthalpy Order: EO-549965
PM: David Tripp
Email: david.tripp@enthalpy.com
CC: incomingreports@enthalpy.com
Phone: 657-581-4710

Results Due: RUSH 5wd TAT
Report Level: II
Report To: MDL
EDDs: BLDR:Enthalpy (the normal EDD you send to Orange)

2512252

3.8°C

Notes:
5wd RUSH please - per prior agreement. Stormwater Special - leachate spill, but expected to be \\\\"clean\\\\" except for some particulates (normal for this site).

Sample ID	Collected	Lab ID	# Cont.	Matrix	Analysis Requested	Comment
EAST BASIN	30-DEC-2025 11:45	549965-001	1	Water	EPA 8290 - 2,3,7,8-TCDD Only	

Notes:	Relinquished By:	Received By:
	[signature]	Kelia Wadsworth Kelia Wadsworth
	Date: 12·30·25 16:41	Date: 12/31/25 1103
	Date:	Date:
	Date:	Date:

CoC/Label Reconciliation Report WO# 2512252

LabNumber	CoC Sample ID		SampleAlias	Sample Date/Time		Container	BaseMatrix	Sample Comments
2512252-01	A EAST BASIN	☑ A	549965-001	30-Dec-25 11:45	☑	Amber Glass NM Bottle, 1L	Aqueous	

Checkmarks indicate that information on the COC reconciled with the sample label.
Any discrepancies are noted in the following columns.

CONDITION	Yes	No	NA
Sample Container Intact?	✓		
Sample Container(s) Custody Seals Intact?			✓
Custody Seals On Cooler Intact?			✓
Adequate Sample Volume?	✓		
Container Type Appropriate for Analysis(es)?	✓		

Comments:

A) No back up volume

Preservation Documented: Na2S2O3 Trizma NH4CH3CO2 (None) Other

Verifed by/Date: KYA 12/31/25
WWS 12/31/25

Enthalpy Analytical
931 West Barkley Ave
Orange, CA 92868
(714) 771-6900

enthalpy.com

Lab Job Number : 550065
Report Level : II
Report Date : 01/20/2026

Analytical Report *prepared for:*

Dylan Smith
Waste Connections
Chiquita Canyon Landfill
29201 Henry Mayo Drive
Castaic, CA 91384

Project: CCLF STORMWATER - Chiquita Canyon Stormwater

Authorized for release by:

David Tripp, Project Manager
657-581-4710
david.tripp@enthalpy.com

This data package has been reviewed for technical correctness and completeness. Release of this data has been authorized by the Laboratory Manager or the Manager's designee, as verified by the above signature which applies to this PDF file as well as any associated electronic data deliverable files. The results contained in this report meet all requirements of NELAP and pertain only to those samples which were submitted for analysis. This report may be reproduced only in its entirety.

CA ELAP# 1338, CA ELAP #1338-S1, NELAP# 4038, SCAQMD LAP# 18LA0518, LACSD ID# 10105, ORELAP# 4197

ENTHALPY ANALYTICAL

Sample Summary

Dylan Smith Waste Connections Chiquita Canyon Landfill 29201 Henry Mayo Drive Castaic, CA 91384	Lab Job #: Project No: Location: Date Received:	550065 CCLF STORMWATER Chiquita Canyon Stormwater 12/31/25

Sample ID	Lab ID	Collected	Matrix
SOUTH BASIN - WESTERN INLET	550065-001	12/31/25 13:50	Water
SOUTH BASIN - EASTERN INLET	550065-002	12/31/25 14:25	Water

Case Narrative

Waste Connections Chiquita Canyon Landfill 29201 Henry Mayo Drive Castaic, CA 91384 Dylan Smith	Lab Job Number: 550065 Project No: CCLF STORMWATER Location: Chiquita Canyon Stormwater Date Received: 12/31/25

This data package contains sample and QC results for two water samples, requested for the above referenced project on 12/31/25. The samples were received in good condition.

Volatile Organics by GC/MS (EPA 8260B):

- Toluene was detected between the MDL and the RL in the method blank for batch 391466; this analyte was not detected in samples at or above the RL.
- SOUTH BASIN - WESTERN INLET (lab # 550065-001) and SOUTH BASIN - EASTERN INLET (lab # 550065-002) had pH greater than 2.
- No other analytical problems were encountered.

Semivolatile Organics by GC/MS (EPA 8270C):
No analytical problems were encountered.

Semivolatile Organics by GC/MS (EPA 625.1):

- Low surrogate recoveries were observed for phenol-d6 in SOUTH BASIN - WESTERN INLET (lab # 550065-001) and the method blank for batch 391447.
- No other analytical problems were encountered.

Semivolatile Organics by GC/MS SIM (EPA 8270C-SIM):
No analytical problems were encountered.

Pesticides (EPA 8081A):
No analytical problems were encountered.

Total Organic Carbon by IR (SM 5310B):
No analytical problems were encountered.

PCBs (EPA 8082):
No analytical problems were encountered.

Metals (EPA 200.7, EPA 200.8, and EPA 245.1):

- Low recoveries were observed for tin in the MS/MSD for batch 391518; the parent sample was not a project sample, and the associated RPD was within limits. High recoveries were observed for manganese and zinc; the associated RPDs were within limits.
- High recoveries were observed for boron, manganese, and zinc in the MSD for batch 391518; the parent sample was not a project sample. High RPD was observed for many analytes in the MS/MSD for batch 391518.
- No other analytical problems were encountered.

Ion Chromatography (EPA 300.0):

- Low recoveries were observed for fluoride in the MS/MSD for batch 391413; the parent sample was not a project sample, the LCS was within limits, and the associated RPD was within limits.
- No other analytical problems were encountered.

Conductivity (SM2510B):
No analytical problems were encountered.

Total Oil & Grease (HEM) (EPA 1664A):

- Matrix spikes were not performed for this analysis due to insufficient sample volume.
- No analytical problems were encountered.

Total Phenolics (EPA 420.1):
No analytical problems were encountered.

Alkalinity (SM2320B):
No analytical problems were encountered.

Sulfide (SM 4500-S2-D):
No analytical problems were encountered.

Total Dissolved Solids (TDS) (SM2540C):

- High RPD was observed for total dissolved solids in the SDUP for batch 391571; the parent sample was not a project sample.
- No other analytical problems were encountered.

Total Suspended Solids (TSS) (SM2540D):

- High RPD was observed for total suspended solids in the SDUP for batch 391513; the parent sample was not a project sample.
- No other analytical problems were encountered.

Chemical Oxygen Demand (SM5220D):
No analytical problems were encountered.

Biochemical Oxygen Demand (SM5210B):
No analytical problems were encountered.

Turbidity (SM2130B):
No analytical problems were encountered.

Cyanide - Semi-Automated Method (SM 4500-CN-E and SM 4500-CN-E):
No analytical problems were encountered.

Coliform - 9221 Tests (SM 9221B and SM 9221F):
No analytical problems were encountered.

Ammonia and TKN- Semi-Automated Method (SM 4500-NH3-G):
No analytical problems were encountered.

Organophosphorus Pesticides (EPA 8141A):
Pace Laboratories in Bakersfield, CA performed the analysis (see sublab report section for certifications). Please see the Pace Laboratories case narrative.

8151A Chlorinated Herbicides (EPA 8151A):
McCampbell Analytical, Inc. in Pittsburg, CA performed the analysis (NELAP certified). Please see the McCampbell Analytical, Inc. case narrative.

RSK-175 CO2 (RSK-175):
McCampbell Analytical, Inc. in Pittsburg, CA performed the analysis (see sublab report section for certifications). Please see the McCampbell Analytical, Inc. case narrative.

Dioxins & Furans (EPA 8290):
Enthalpy - El Dorado Hills in El Dorado Hills, CA performed the analysis (see sublab report section for certifications). Please see the Enthalpy - El Dorado Hills case narrative.

ENTHALPY ANALYTICAL

Chain of Custody Record

Lab No: 550065

Page: 1 of 3

Turn Around Time (rush by advanced notice only)

Standard:	X	5 Day:		3 Day:	
2 Day:		1 Day:		Custom TAT:	

Enthalpy Analytical - Orange

931 W. Barkley Avenue, Orange, CA 92868

Phone 714-771-6900

Matrix: A = Air S = Soil/Solid W = Water DW = Drinking Wate SD = Sediment PP = Pure Product SEA = Sea Water SW = Swab T = Tissue WP = Wipe O = Other

Preservatives: 1 = $Na_2S_2O_3$ 2 = HCl 3 = HNO_3 4 = H_2SO_4 5 = NaOH 6 = Other

Sample Receipt Temp: 5.0 IRS 2.5 2.1 4.6 (lab use only)

CUSTOMER INFORMATION		PROJECT INFORMATION	
Company:	Chiquita Canyon, LLC	Name:	SW - Inlets
Report To:	Kate Logan	Number:	
Email:	kate.logan@wasteconnections.com	P.O. #:	
Address:	29201 Henry Mayo Drive	Address:	29201 Henry Mayo Drive
	Castaic, CA 91384		Castaic, CA 91384
Phone:	682-559-3880	Global ID:	
Fax:		Sampled By:	MT, CH

	Sample ID	Sampling Date	Sampling Time	Matrix	Container No. / Size	Pres.	200.7/200.8 Metals (see comments)	245.1 Mercury	4500-CN-E Cyanide	8081 Pesticides / 8082 PCBs	8141 Organophosphorous Pesticides	8151 Herbicides	8260 VOCs	8260 Acrolein/Acrylonitrile	8270C	8290 2,3,7,8-TCDD	Test Instructions / Comments
1	South Basin - Western Inlet	12/31/25	1350	W	31	1,2,4,6	X	X	X	X	X	X	X	X	X	X	Temp: 15.5°C, pH 8.20
2	South Basin - Eastern Inlet	12/31/25	1425	W	31	1,2,4,6	X	X	X	X	X	X	X	X	X	X	Temp: 14.1°C, pH 8.28
3																	
4																	
5																	
6																	
7																	
8																	
9																	
10																	

Test Instructions / Comments

200.8 - Ag, As, B, Ba, Be, Cd, Co, Cr, Cu, Ni, Mn, Pb, Sb, Se, Sn, Tl, V, Zn
200.7 - Fe, Ca, K, Mg, Na

Additional email recipients:
matt.breuer@wasteconnections.com
stormwater@wasteconnections.com
tmb@swteng.com
aav@swteng.com

Direct invoices to:
Maribel Bolanos
(661) 257-3665

Login 550065

	Signature	Print Name	Company / Title	Date / Time
1 Relinquished By:		Caleb Hercyk	TEH	12/31/25 1728
1 Received By:	Adam	Adam Dickmeyer	EA	12/31/25 1720
2 Relinquished By:				
2 Received By:				
3 Relinquished By:				
3 Received By:				

ENTHALPY ANALYTICAL

Chain of Custody Record

Lab No: 550065

Page: 2 of 3

Turn Around Time (rush by advanced notice only)

Standard:	X	5 Day:		3 Day:	
2 Day:		1 Day:		Custom TAT:	

Enthalpy Analytical - Orange

931 W. Barkley Avenue, Orange, CA 92868

Phone 714-771-6900

Matrix: A = Air S = Soil/Solid W = Water DW = Drinking Wate SD = Sediment PP = Pure Product SEA = Sea Water SW = Swab T = Tissue WP = Wipe O = Other

Preservatives: 1 = $Na_2S_2O_3$ 2 = HCl 3 = HNO_3 4 = H_2SO_4 5 = NaOH 6 = Other

Sample Receipt Temp: (lab use only)

CUSTOMER INFORMATION		PROJECT INFORMATION	
Company:	Chiquita Canyon, LLC	Name:	SW - Inlets
Report To:	Kate Logan	Number:	
Email:	kate.logan@wasteconnections.com	P.O. #:	
Address:	29201 Henry Mayo Drive	Address:	29201 Henry Mayo Drive
	Castaic, CA 91384		Castaic, CA 91384
Phone:	682-559-3880	Global ID:	
Fax:		Sampled By:	MT, CH

	Sample ID	Sampling Date	Sampling Time	Matrix	Container No. / Size	Pres.	SM4500-S2-D Total Sulfide	420.1 Total Phenolics	1664A Oil and Grease	9221B Tota Coliform	9221F E. Coli	300.0 Cl, Br, Fl, NO3, NO2, SO4	2540D TSS	5310B TOC	8270 SIM 1,4-Dioxane	SM2320B Alkalinity	Test Instructions / Comments
1	South Basin - Western Inlet	12/31/25	1350	W	31	1,2,4,6	X	X	X	X	X	X	X	X	X	X	Temp: 15.5°C, pH 8.20
2	South Basin - Eastern Inlet	12/31/25	1425	W	31	1,2,4,6	X	X	X	X	X	X	X	X	X	X	Temp: 14.1°C, pH 8.28
3																	
4																	
5																	
6																	
7																	
8																	
9																	
10																	

Additional email recipients:
matt.breuer@wasteconnections.com
stormwater@wasteconnections.com
tmb@swteng.com
aav@swteng.com

Direct invoices to:
Maribel Bolanos
(661) 257-3665

	Signature	Print Name	Company / Title	Date / Time
[1] Relinquished By:		Caleb Hardy	CTEH	12/31/25 1720
[1] Received By:		Adam Dishongyer	EA	12/31/25 1720
[2] Relinquished By:				
[2] Received By:				
[3] Relinquished By:				
[3] Received By:				

7 of 88

ENTHALPY ANALYTICAL

Chain of Custody Record

Lab No: 550065

Page: 3 of 3

Turn Around Time (rush by advanced notice only)

Standard:	X	5 Day:		3 Day:	
2 Day:		1 Day:		Custom TAT:	

Enthalpy Analytical - Orange

931 W. Barkley Avenue, Orange, CA 92868

Phone 714-771-6900

Matrix: A = Air S = Soil/Solid W = Water DW = Drinking Wate SD = Sediment PP = Pure Product SEA = Sea Water SW = Swab T = Tissue WP = Wipe O = Other

Preservatives: 1 = $Na_2S_2O_3$ 2 = HCl 3 = HNO_3 4 = H_2SO_4 5 = NaOH 6 = Other

Sample Receipt Temp: (lab use only)

CUSTOMER INFORMATION		PROJECT INFORMATION	
Company:	Chiquita Canyon, LLC	Name:	SW - Inlets
Report To:	Kate Logan	Number:	
Email:	kate.logan@wasteconnections.com	P.O. #:	
Address:	29201 Henry Mayo Drive	Address:	29201 Henry Mayo Drive
	Castaic, CA 91384		Castaic, CA 91384
Phone:	682-559-3880	Global ID:	
Fax:		Sampled By:	MT, CH

	Sample ID	Sampling Date	Sampling Time	Matrix	Container No. / Size	Pres.	SM5220D Chemical Oxygen Demand	SM2510B Specific Conductance	RSK-175 Carbon Dioxide	2540E TDS	SM2130B Turbidity	350.1 Ammonia	625.1 - See Comments	625.1 Alpha-Terpineol	SM5210B BOD		Test Instructions / Comments
1	South Basin - Western Inlet	12/31/25	1350	W	31	1,2,4,6	X	X	X	X	X	X	X	X	X	X	Temp: 15.5°C, pH 8.20
2	South Basin - Eastern Inlet	12/31/25	1425	W	31	1,2,4,6	X	X	X	X	X	X	X	X	X	X	Temp: 14.1°C, pH 8.28
3																	
4																	
5																	
6																	
7																	
8																	
9																	
10																	

Analysis Request

Test Instructions / Comments

625.1 - Benzoic Acid, Pyridine, Phenol, 2-methylphenol, 3,4-methylphenol, Cresol, Naphthalene, alpha-terpineol

Additional email recipients:
matt.breuer@wasteconnections.com
stormwater@wasteconnections.com
tmb@swteng.com
aav@swteng.com

Direct invoices to:
Maribel Bolanos
(661) 257-3665

	Signature	Print Name	Company / Title	Date / Time
[1] Relinquished By:		Caleb Hencyk	CTEH	12/31/25 1720
[1] Received By:		Adam Plukmeyer	EA	12/31/25 1720
[2] Relinquished By:				
[2] Received By:				
[3] Relinquished By:		\		
[3] Received By:				

8 of 88

SAMPLE RECEIPT CHECKLIST

Section 1: General Info

Date Received: 12/31/25 WO# 550065 Client: Waste Connections

Section 2: Shipping / Custody **Are custody seals present?** ☐ Yes ☒ No

Custody seals intact on arrival? ■ N/A ☐ Yes ☐ No ☐ On cooler / box ☐ On samples

☐ Courier ■ Walk-In ☐ Field Sampling ☐ Shipping Info: _____

Section 3a: Condition / Packaging ☐ **Outside 0.0 - 6.0°C (0.0 - 10.0°C for microbiology) (PM notified)**

Date Opened 12/31/25 By (initials) ABD Type of ice used: ■ Wet ☐ Blue/Gel ☐ None

☐ Samples received on ice directly from the field; cooling process had begun. (if checked, skip temperatures)

☐ Sample matrix doesn't require cooling (e.g. air, bulk PCB). (if checked, skip temperatures)

If no cooler: Observed/Adjusted Temp (°C): _____ / _____ Thermometer/IR Gun: IR15 CF: +0.4

Cooler Temp (°C) #1: 5.0 / 5.4 #2: 2.1 / 2.5 #3: 2.5 / 2.9 #4: 4.6 / 5.0 #5: ____ / ____ #6: ____ / ____

Section 3b: Microbiology Samples ☐ **No microbiology samples submitted (skip 3b)**

■ Within temp range 0.0 - 10.0°C or received on ice directly from field.

■ Adequate headspace for microbiology analysis.

Section 3c: Air Samples ■ **No air samples submitted (skip 3c)**

☐ 1.4L Canisters ☐ 6L Canisters ☐ Tedlar Bags ☐ MCE Cassettes ☐ Sorbent Tubes ☐ Other _____

Section 4: Containers / Labels / Samples	YES	NO	N/A
1) Were custody papers present, filled properly, and legible?	X		
2) Is the sampler's name present on the CoC?	X		
3) Were containers received in good condition (unbroken / unopened / uncompromised)?	X		
4) Were the samples bagged? (required for microbiology samples; recommended for soil samples)	X		
5) Were all of, and only, the correct samples received?	X		
6) Are sample labels present, legible, and in agreement with the CoC?	X		
7) Does the container count match the CoC?	X		
8) Was sufficient sample volume / mass received for the analyses requested?	X		
9) Were samples received in proper containers for the analyses requested?	X		
10) Were samples received with > 1/2 holding time remaining?	X		
11) Are samples properly preserved as indicated by CoC / labels?	X		
12) Unpreserved VOAs received - If necessary, was the hold time changed in LIMS?		X	
13) Are VOA vials free from headspace/bubbles > 6mm?	X		

Section 5: Explanations / Comments

(If no comments are made, then no discrepancies noted.)

☐ **No additional discrepancies**

Date Logged 12/31/25 **By (print)** ABD **(sign)** AdWJ

Date Labeled 12/31/25 **By (print)** AGR **(sign)** AdWJ for AGR

ENTHALPY ANALYTICAL

Analysis Results for 550065

Dylan Smith
Waste Connections
Chiquita Canyon Landfill
29201 Henry Mayo Drive
Castaic, CA 91384

Lab Job #: 550065
Project No: CCLF STORMWATER
Location: Chiquita Canyon Stormwater
Date Received: 12/31/25

Sample ID: SOUTH BASIN - WESTERN INLET | **Lab ID:** 550065-001 | **Matrix:** Water | **Collected:** 12/31/25 13:50

550065-001 Analyte	Result	Qual	Units	RL	MDL	DF	Batch	Prepared	Analyzed	Chemist
Method: EPA 1664A Prep Method: METHOD										
Total Oil and Grease	ND		mg/L	5.1	0.99	1	391559	01/04/26	01/05/26	JAG
Method: EPA 200.7 Prep Method: EPA 3015A										
Calcium	**51**		mg/L	0.10	0.0095	1	391450	01/02/26	01/02/26	SBW
Iron	**5.2**		mg/L	0.050	0.017	1	391450	01/02/26	01/02/26	SBW
Magnesium	**7.6**		mg/L	0.10	0.017	1	391450	01/02/26	01/02/26	SBW
Potassium	**6.1**		mg/L	0.50	0.20	1	391450	01/02/26	01/02/26	SBW
Sodium	**58**		mg/L	0.50	0.017	1	391450	01/02/26	01/02/26	SBW
Method: EPA 200.8 Prep Method: EPA 3015A										
Antimony	ND		ug/L	2.0	1.3	1	391518	01/02/26	01/07/26	KAM
Arsenic	**4.4**		ug/L	2.0	0.30	1	391518	01/02/26	01/07/26	KAM
Barium	**55**		ug/L	5.0	0.44	1	391518	01/02/26	01/07/26	KAM
Beryllium	**0.13**	J	ug/L	1.0	0.060	1	391518	01/02/26	01/07/26	KAM
Boron	**170**		ug/L	100	57	10	391518	01/02/26	01/07/26	KAM
Cadmium	ND		ug/L	1.0	0.21	1	391518	01/02/26	01/07/26	KAM
Chromium	**9.4**		ug/L	5.0	0.40	1	391518	01/02/26	01/07/26	KAM
Cobalt	**2.5**		ug/L	1.0	0.14	1	391518	01/02/26	01/07/26	KAM
Copper	**8.9**		ug/L	3.0	0.84	1	391518	01/02/26	01/07/26	KAM
Lead	**3.2**	J	ug/L	5.0	0.23	1	391518	01/02/26	01/07/26	KAM
Manganese	**110**		ug/L	10	4.3	1	391518	01/02/26	01/07/26	KAM
Nickel	**6.1**		ug/L	5.0	0.91	1	391518	01/02/26	01/07/26	KAM
Selenium	ND		ug/L	10	5.0	1	391518	01/02/26	01/07/26	KAM
Silver	ND		ug/L	5.0	0.37	1	391518	01/02/26	01/07/26	KAM
Thallium	**0.18**	J	ug/L	1.0	0.14	1	391518	01/02/26	01/07/26	KAM
Tin	ND		ug/L	5.0	1.5	1	391518	01/02/26	01/07/26	KAM
Vanadium	**13**		ug/L	5.0	0.59	1	391518	01/02/26	01/07/26	KAM
Zinc	**24**		ug/L	10	7.6	1	391518	01/02/26	01/07/26	KAM
Method: EPA 245.1 Prep Method: EPA 245.1										
Mercury	ND		ug/L	0.40	0.089	1	391597	01/05/26	01/05/26	MLL
Method: EPA 300.0 Prep Method: METHOD										
Fluoride	**0.27**		mg/L	0.20	0.072	1	391413	12/31/25 18:10	01/01/26 01:23	KUM
Chloride	**24**		mg/L	1.0	0.27	1	391413	12/31/25 18:10	01/01/26 01:23	KUM
Nitrogen, Nitrite	**0.05**	J	mg/L	0.10	0.02	1	391413	12/31/25 18:10	01/01/26 01:23	KUM

Results for any subcontracted analyses are not included in this section.

ENTHALPY ANALYTICAL

Analysis Results for 550065

550065-001 Analyte	Result	Qual	Units	RL	MDL	DF	Batch	Prepared	Analyzed	Chemist
Bromide	**0.18**	J	mg/L	0.30	0.060	1	391413	12/31/25 18:10	01/01/26 01:23	KUM
Nitrogen, Nitrate	**1.7**		mg/L	0.10	0.05	1	391413	12/31/25 18:10	01/01/26 01:23	KUM
Sulfate	**150**		mg/L	10	2.5	10	391413	12/31/25 18:10	01/01/26 01:43	KUM
Method: EPA 350.1 Prep Method: METHOD										
Ammonia-N	**0.37**		mg/L	0.10	0.068	1	391593	01/05/26	01/05/26	JAK
Method: EPA 420.1 Prep Method: METHOD										
Total Phenolics	**0.0070**	J	mg/L	0.010	0.0065	1	392363	01/13/26	01/13/26	LVL
Method: EPA 625.1 Prep Method: EPA 3510C										
Pyridine	ND		ug/L	9.7	2.7	0.97	391447	01/02/26	01/02/26	TJW
Phenol	ND		ug/L	9.7	2.0	0.97	391447	01/02/26	01/02/26	TJW
2-Methylphenol	ND		ug/L	9.7	3.1	0.97	391447	01/02/26	01/02/26	TJW
3-,4-Methylphenol	ND		ug/L	9.7	2.9	0.97	391447	01/02/26	01/02/26	TJW
Benzoic acid	ND		ug/L	49	11	0.97	391447	01/02/26	01/02/26	TJW
Naphthalene	ND		ug/L	9.7	3.5	0.97	391447	01/02/26	01/02/26	TJW
Cresol	ND		ug/L	9.7		0.97	391447	01/02/26	01/02/26	TJW
a-Terpineol	ND		ug/L	9.7	2.0	0.97	391447	01/02/26	01/03/26	TJW
Method: EPA 8081A Prep Method: EPA 3510C										
alpha-BHC	ND		ug/L	0.05	0.009	0.94	391575	01/04/26	01/04/26	KMB
beta-BHC	ND		ug/L	0.05	0.01	0.94	391575	01/04/26	01/04/26	KMB
gamma-BHC	ND		ug/L	0.05	0.008	0.94	391575	01/04/26	01/04/26	KMB
delta-BHC	ND		ug/L	0.05	0.01	0.94	391575	01/04/26	01/04/26	KMB
Heptachlor	ND		ug/L	0.05	0.01	0.94	391575	01/04/26	01/04/26	KMB
Aldrin	ND		ug/L	0.05	0.01	0.94	391575	01/04/26	01/04/26	KMB
Heptachlor epoxide	ND		ug/L	0.05	0.009	0.94	391575	01/04/26	01/04/26	KMB
Endosulfan I	ND		ug/L	0.05	0.01	0.94	391575	01/04/26	01/04/26	KMB
Dieldrin	ND		ug/L	0.09	0.01	0.94	391575	01/04/26	01/04/26	KMB
4,4'-DDE	ND		ug/L	0.09	0.01	0.94	391575	01/04/26	01/04/26	KMB
Endrin	ND		ug/L	0.09	0.01	0.94	391575	01/04/26	01/04/26	KMB
Endosulfan II	ND		ug/L	0.09	0.02	0.94	391575	01/04/26	01/04/26	KMB
Endosulfan sulfate	ND		ug/L	0.09	0.01	0.94	391575	01/04/26	01/04/26	KMB
4,4'-DDD	ND		ug/L	0.09	0.01	0.94	391575	01/04/26	01/04/26	KMB
Endrin aldehyde	ND		ug/L	0.09	0.02	0.94	391575	01/04/26	01/04/26	KMB
Endrin ketone	ND		ug/L	0.09	0.02	0.94	391575	01/04/26	01/04/26	KMB
4,4'-DDT	ND		ug/L	0.09	0.03	0.94	391575	01/04/26	01/04/26	KMB
Methoxychlor	ND		ug/L	0.09	0.03	0.94	391575	01/04/26	01/04/26	KMB
Toxaphene	ND		ug/L	1.9	0.4	0.94	391575	01/04/26	01/04/26	KMB
Chlordane (Technical)	ND		ug/L	0.9	0.2	0.94	391575	01/04/26	01/04/26	KMB
Surrogates				**Limits**						
TCMX	94%		%REC	29-120		0.94	391575	01/04/26	01/04/26	KMB
Decachlorobiphenyl	102%		%REC	33-132		0.94	391575	01/04/26	01/04/26	KMB
Method: EPA 8082 Prep Method: EPA 3510C										
Aroclor-1016	ND		ug/L	0.47	0.29	0.94	391575	01/04/26	01/04/26	KMB
Aroclor-1221	ND		ug/L	0.47	0.44	0.94	391575	01/04/26	01/04/26	KMB
Aroclor-1232	ND		ug/L	0.47	0.26	0.94	391575	01/04/26	01/04/26	KMB

Results for any subcontracted analyses are not included in this section.

ENTHALPY ANALYTICAL

Analysis Results for 550065

550065-001 Analyte	Result	Qual	Units	RL	MDL	DF	Batch	Prepared	Analyzed	Chemist
Aroclor-1242	ND		ug/L	0.47	0.27	0.94	391575	01/04/26	01/04/26	KMB
Aroclor-1248	ND		ug/L	0.47	0.22	0.94	391575	01/04/26	01/04/26	KMB
Aroclor-1254	ND		ug/L	0.47	0.25	0.94	391575	01/04/26	01/04/26	KMB
Aroclor-1260	ND		ug/L	0.47	0.31	0.94	391575	01/04/26	01/04/26	KMB
Aroclor-1262	ND		ug/L	0.47	0.28	0.94	391575	01/04/26	01/04/26	KMB
Aroclor-1268	ND		ug/L	0.47	0.24	0.94	391575	01/04/26	01/04/26	KMB
Surrogates				**Limits**						
Decachlorobiphenyl (PCB)	93%		%REC	28-138		0.94	391575	01/04/26	01/04/26	KMB
Method: EPA 8260B Prep Method: EPA 5030B										
Carbon Disulfide	ND		ug/L	5.0	0.1	1	391466	01/02/26	01/02/26	HMN
Chloroprene	ND		ug/L	200	2.7	1	391466	01/02/26	01/02/26	HMN
3-Chloropropene	ND		ug/L	5.0	0.2	1	391466	01/02/26	01/02/26	HMN
Ethyl methacrylate	ND		ug/L	50	3.9	1	391466	01/02/26	01/02/26	HMN
Ethanol	ND		ug/L	500	160	1	391466	01/02/26	01/02/26	HMN
2-Hexanone	ND		ug/L	5.0	1.3	1	391466	01/02/26	01/02/26	HMN
Isopropanol (IPA)	ND		ug/L	200	96	1	391466	01/02/26	01/02/26	HMN
Methyl acrylonitrile	ND		ug/L	35	4.2	1	391466	01/02/26	01/02/26	HMN
Vinyl Acetate	ND		ug/L	50	3.2	1	391466	01/02/26	01/02/26	HMN
Acrolein	ND		ug/L	200	2.6	1	391466	01/02/26	01/02/26	HMN
Acrylonitrile	ND		ug/L	10	0.7	1	391466	01/02/26	01/02/26	HMN
Freon 12	ND		ug/L	5.0	0.2	1	391466	01/02/26	01/02/26	HMN
Chloromethane	ND		ug/L	5.0	0.09	1	391466	01/02/26	01/02/26	HMN
Vinyl Chloride	ND		ug/L	5.0	0.1	1	391466	01/02/26	01/02/26	HMN
Bromomethane	ND		ug/L	5.0	0.1	1	391466	01/02/26	01/02/26	HMN
Chloroethane	ND		ug/L	5.0	0.1	1	391466	01/02/26	01/02/26	HMN
Trichlorofluoromethane	ND		ug/L	5.0	0.1	1	391466	01/02/26	01/02/26	HMN
Iodomethane	ND		ug/L	5.0		1	391466	01/02/26	01/02/26	HMN
Acetone	**20**	J	ug/L	100	14	1	391466	01/02/26	01/02/26	HMN
Freon 113	ND		ug/L	5.0	0.1	1	391466	01/02/26	01/02/26	HMN
1,1-Dichloroethene	ND		ug/L	5.0	0.1	1	391466	01/02/26	01/02/26	HMN
Methylene Chloride	ND		ug/L	10	0.2	1	391466	01/02/26	01/02/26	HMN
MTBE	ND		ug/L	5.0	0.1	1	391466	01/02/26	01/02/26	HMN
trans-1,2-Dichloroethene	ND		ug/L	5.0	0.1	1	391466	01/02/26	01/02/26	HMN
1,1-Dichloroethane	ND		ug/L	5.0	0.09	1	391466	01/02/26	01/02/26	HMN
2-Butanone	**5.2**	J	ug/L	10	1.3	1	391466	01/02/26	01/02/26	HMN
cis-1,2-Dichloroethene	ND		ug/L	5.0	0.1	1	391466	01/02/26	01/02/26	HMN
2,2-Dichloropropane	ND		ug/L	5.0	0.2	1	391466	01/02/26	01/02/26	HMN
Chloroform	ND		ug/L	5.0	0.08	1	391466	01/02/26	01/02/26	HMN
Bromochloromethane	ND		ug/L	5.0	0.1	1	391466	01/02/26	01/02/26	HMN
1,1,1-Trichloroethane	ND		ug/L	5.0	0.1	1	391466	01/02/26	01/02/26	HMN
1,1-Dichloropropene	ND		ug/L	5.0	0.1	1	391466	01/02/26	01/02/26	HMN
Carbon Tetrachloride	ND		ug/L	5.0	0.1	1	391466	01/02/26	01/02/26	HMN
1,2-Dichloroethane	ND		ug/L	5.0	0.2	1	391466	01/02/26	01/02/26	HMN
Benzene	ND		ug/L	1.0	0.1	1	391466	01/02/26	01/02/26	HMN
Trichloroethene	ND		ug/L	5.0	0.1	1	391466	01/02/26	01/02/26	HMN
1,2-Dichloropropane	ND		ug/L	5.0	0.09	1	391466	01/02/26	01/02/26	HMN
Bromodichloromethane	ND		ug/L	5.0	0.07	1	391466	01/02/26	01/02/26	HMN
Dibromomethane	ND		ug/L	5.0	0.1	1	391466	01/02/26	01/02/26	HMN
4-Methyl-2-Pentanone	ND		ug/L	5.0	1.0	1	391466	01/02/26	01/02/26	HMN
cis-1,3-Dichloropropene	ND		ug/L	5.0	0.1	1	391466	01/02/26	01/02/26	HMN
Toluene	ND		ug/L	5.0	0.1	1	391466	01/02/26	01/02/26	HMN

Results for any subcontracted analyses are not included in this section.

ENTHALPY ANALYTICAL

Analysis Results for 550065

550065-001 Analyte	Result	Qual	Units	RL	MDL	DF	Batch	Prepared	Analyzed	Chemist
trans-1,3-Dichloropropene	ND		ug/L	5.0	0.09	1	391466	01/02/26	01/02/26	HMN
1,1,2-Trichloroethane	ND		ug/L	5.0	0.1	1	391466	01/02/26	01/02/26	HMN
1,3-Dichloropropane	ND		ug/L	5.0	0.07	1	391466	01/02/26	01/02/26	HMN
Tetrachloroethene	ND		ug/L	5.0	0.2	1	391466	01/02/26	01/02/26	HMN
Dibromochloromethane	ND		ug/L	5.0	0.1	1	391466	01/02/26	01/02/26	HMN
1,2-Dibromoethane	ND		ug/L	5.0	0.1	1	391466	01/02/26	01/02/26	HMN
Chlorobenzene	ND		ug/L	5.0	0.1	1	391466	01/02/26	01/02/26	HMN
1,1,1,2-Tetrachloroethane	ND		ug/L	5.0	0.07	1	391466	01/02/26	01/02/26	HMN
Ethylbenzene	ND		ug/L	5.0	0.1	1	391466	01/02/26	01/02/26	HMN
m,p-Xylenes	ND		ug/L	5.0	0.2	1	391466	01/02/26	01/02/26	HMN
o-Xylene	ND		ug/L	5.0	0.1	1	391466	01/02/26	01/02/26	HMN
Styrene	ND		ug/L	5.0	0.1	1	391466	01/02/26	01/02/26	HMN
Bromoform	ND		ug/L	5.0	0.06	1	391466	01/02/26	01/02/26	HMN
Isopropylbenzene	ND		ug/L	5.0	0.1	1	391466	01/02/26	01/02/26	HMN
1,1,2,2-Tetrachloroethane	ND		ug/L	5.0	0.1	1	391466	01/02/26	01/02/26	HMN
1,2,3-Trichloropropane	ND		ug/L	5.0	0.3	1	391466	01/02/26	01/02/26	HMN
Propylbenzene	ND		ug/L	5.0	0.1	1	391466	01/02/26	01/02/26	HMN
Bromobenzene	ND		ug/L	5.0	0.1	1	391466	01/02/26	01/02/26	HMN
1,3,5-Trimethylbenzene	ND		ug/L	5.0	0.1	1	391466	01/02/26	01/02/26	HMN
2-Chlorotoluene	ND		ug/L	5.0	0.1	1	391466	01/02/26	01/02/26	HMN
4-Chlorotoluene	ND		ug/L	5.0	0.2	1	391466	01/02/26	01/02/26	HMN
tert-Butylbenzene	ND		ug/L	5.0	0.1	1	391466	01/02/26	01/02/26	HMN
1,2,4-Trimethylbenzene	ND		ug/L	5.0	0.1	1	391466	01/02/26	01/02/26	HMN
sec-Butylbenzene	ND		ug/L	5.0	0.2	1	391466	01/02/26	01/02/26	HMN
para-Isopropyl Toluene	ND		ug/L	5.0	0.2	1	391466	01/02/26	01/02/26	HMN
1,3-Dichlorobenzene	ND		ug/L	5.0	0.1	1	391466	01/02/26	01/02/26	HMN
1,4-Dichlorobenzene	ND		ug/L	5.0	0.2	1	391466	01/02/26	01/02/26	HMN
n-Butylbenzene	ND		ug/L	5.0	0.1	1	391466	01/02/26	01/02/26	HMN
1,2-Dichlorobenzene	ND		ug/L	5.0	0.1	1	391466	01/02/26	01/02/26	HMN
1,2-Dibromo-3-Chloropropane	ND		ug/L	5.0	0.6	1	391466	01/02/26	01/02/26	HMN
1,2,4-Trichlorobenzene	ND		ug/L	5.0	0.3	1	391466	01/02/26	01/02/26	HMN
Hexachlorobutadiene	ND		ug/L	5.0	0.3	1	391466	01/02/26	01/02/26	HMN
1,2,3-Trichlorobenzene	ND		ug/L	5.0	0.3	1	391466	01/02/26	01/02/26	HMN
cis-1,4-Dichloro-2-butene	ND		ug/L	5.0	0.3	1	391466	01/02/26	01/02/26	HMN
trans-1,4-Dichloro-2-butene	ND		ug/L	5.0	0.3	1	391466	01/02/26	01/02/26	HMN
Xylene (total)	ND		ug/L	5.0		1	391466	01/02/26	01/02/26	HMN
Surrogates				**Limits**						
Dibromofluoromethane	106%		%REC	70-130		1	391466	01/02/26	01/02/26	HMN
1,2-Dichloroethane-d4	103%		%REC	70-130		1	391466	01/02/26	01/02/26	HMN
Toluene-d8	99%		%REC	70-130		1	391466	01/02/26	01/02/26	HMN
Bromofluorobenzene	92%		%REC	70-130		1	391466	01/02/26	01/02/26	HMN
Method: EPA 8270C-SIM Prep Method: EPA 3535										
1,4-Dioxane	**2.9**		ug/L	1.0	0.87	1	391462	01/02/26	01/08/26	ZFA
Surrogates				**Limits**						
1,4-Dioxane-d8 (SUR)	100%		%REC	80-120		1	391462	01/02/26	01/08/26	ZFA
Method: EPA 8270C Prep Method: EPA 3510C										
Carbazole	ND		ug/L	9.7	2.7	0.97	391447	01/02/26	01/02/26	TJW
N-Nitrosodimethylamine	ND		ug/L	9.7	2.8	0.97	391447	01/02/26	01/02/26	TJW

Results for any subcontracted analyses are not included in this section.

ENTHALPY ANALYTICAL

Analysis Results for 550065

550065-001 Analyte	Result	Qual	Units	RL	MDL	DF	Batch	Prepared	Analyzed	Chemist
Aniline	ND		ug/L	9.7	2.8	0.97	391447	01/02/26	01/02/26	TJW
bis(2-Chloroethyl)ether	ND		ug/L	24	3.6	0.97	391447	01/02/26	01/02/26	TJW
2-Chlorophenol	ND		ug/L	9.7	3.5	0.97	391447	01/02/26	01/02/26	TJW
1,3-Dichlorobenzene	ND		ug/L	9.7	3.2	0.97	391447	01/02/26	01/02/26	TJW
1,4-Dichlorobenzene	ND		ug/L	9.7	3.3	0.97	391447	01/02/26	01/02/26	TJW
Benzyl alcohol	ND		ug/L	24	5.6	0.97	391447	01/02/26	01/02/26	TJW
1,2-Dichlorobenzene	ND		ug/L	9.7	3.2	0.97	391447	01/02/26	01/02/26	TJW
bis(2-Chloroisopropyl) ether	ND		ug/L	9.7	3.7	0.97	391447	01/02/26	01/02/26	TJW
N-Nitroso-di-n-propylamine	ND		ug/L	9.7	3.7	0.97	391447	01/02/26	01/02/26	TJW
Hexachloroethane	ND		ug/L	9.7	2.9	0.97	391447	01/02/26	01/02/26	TJW
Nitrobenzene	ND		ug/L	24	8.2	0.97	391447	01/02/26	01/02/26	TJW
Isophorone	ND		ug/L	9.7	3.6	0.97	391447	01/02/26	01/02/26	TJW
2-Nitrophenol	ND		ug/L	9.7	5.3	0.97	391447	01/02/26	01/02/26	TJW
2,4-Dimethylphenol	ND		ug/L	9.7	3.1	0.97	391447	01/02/26	01/02/26	TJW
bis(2-Chloroethoxy)methane	ND		ug/L	9.7	3.6	0.97	391447	01/02/26	01/02/26	TJW
2,4-Dichlorophenol	ND		ug/L	9.7	3.6	0.97	391447	01/02/26	01/02/26	TJW
1,2,4-Trichlorobenzene	ND		ug/L	9.7	3.3	0.97	391447	01/02/26	01/02/26	TJW
4-Chloroaniline	ND		ug/L	9.7	3.0	0.97	391447	01/02/26	01/02/26	TJW
Hexachlorobutadiene	ND		ug/L	9.7	2.2	0.97	391447	01/02/26	01/02/26	TJW
4-Chloro-3-methylphenol	ND		ug/L	9.7	3.5	0.97	391447	01/02/26	01/02/26	TJW
2-Methylnaphthalene	ND		ug/L	9.7	3.3	0.97	391447	01/02/26	01/02/26	TJW
Hexachlorocyclopentadiene	ND		ug/L	24	7.6	0.97	391447	01/02/26	01/02/26	TJW
2,4,6-Trichlorophenol	ND		ug/L	9.7	3.9	0.97	391447	01/02/26	01/02/26	TJW
2,4,5-Trichlorophenol	ND		ug/L	9.7	3.6	0.97	391447	01/02/26	01/02/26	TJW
2-Chloronaphthalene	ND		ug/L	9.7	3.3	0.97	391447	01/02/26	01/02/26	TJW
2-Nitroaniline	ND		ug/L	49	4.2	0.97	391447	01/02/26	01/02/26	TJW
Dimethylphthalate	ND		ug/L	9.7	3.3	0.97	391447	01/02/26	01/02/26	TJW
Acenaphthylene	ND		ug/L	9.7	3.7	0.97	391447	01/02/26	01/02/26	TJW
2,6-Dinitrotoluene	ND		ug/L	9.7	4.3	0.97	391447	01/02/26	01/02/26	TJW
3-Nitroaniline	ND		ug/L	9.7	3.9	0.97	391447	01/02/26	01/02/26	TJW
Acenaphthene	ND		ug/L	9.7	3.1	0.97	391447	01/02/26	01/02/26	TJW
2,4-Dinitrophenol	ND		ug/L	49	14	0.97	391447	01/02/26	01/02/26	TJW
4-Nitrophenol	ND		ug/L	9.7	8.2	0.97	391447	01/02/26	01/02/26	TJW
Dibenzofuran	ND		ug/L	9.7	3.1	0.97	391447	01/02/26	01/02/26	TJW
2,4-Dinitrotoluene	ND		ug/L	9.7	4.1	0.97	391447	01/02/26	01/02/26	TJW
Diethylphthalate	ND		ug/L	9.7	2.8	0.97	391447	01/02/26	01/02/26	TJW
Fluorene	ND		ug/L	9.7	3.0	0.97	391447	01/02/26	01/02/26	TJW
4-Chlorophenyl-phenylether	ND		ug/L	9.7	3.0	0.97	391447	01/02/26	01/02/26	TJW
4-Nitroaniline	ND		ug/L	9.7	3.2	0.97	391447	01/02/26	01/02/26	TJW
4,6-Dinitro-2-methylphenol	ND		ug/L	49	17	0.97	391447	01/02/26	01/02/26	TJW
N-Nitrosodiphenylamine	ND		ug/L	9.7	3.8	0.97	391447	01/02/26	01/02/26	TJW
1,2-diphenylhydrazine (as azobenzene)	ND		ug/L	9.7	2.8	0.97	391447	01/02/26	01/02/26	TJW
4-Bromophenyl-phenylether	ND		ug/L	9.7	3.2	0.97	391447	01/02/26	01/02/26	TJW
Hexachlorobenzene	ND		ug/L	9.7	2.9	0.97	391447	01/02/26	01/02/26	TJW
Pentachlorophenol	ND		ug/L	24	5.5	0.97	391447	01/02/26	01/02/26	TJW
Phenanthrene	ND		ug/L	9.7	2.8	0.97	391447	01/02/26	01/02/26	TJW
Anthracene	ND		ug/L	9.7	2.7	0.97	391447	01/02/26	01/02/26	TJW
Di-n-butylphthalate	ND		ug/L	9.7	2.9	0.97	391447	01/02/26	01/02/26	TJW
Fluoranthene	ND		ug/L	9.7	2.7	0.97	391447	01/02/26	01/02/26	TJW
Benzidine	ND		ug/L	49	18	0.97	391447	01/02/26	01/02/26	TJW
Pyrene	ND		ug/L	9.7	2.6	0.97	391447	01/02/26	01/02/26	TJW

Results for any subcontracted analyses are not included in this section.

ENTHALPY ANALYTICAL

Analysis Results for 550065

550065-001 Analyte	Result	Qual	Units	RL	MDL	DF	Batch	Prepared	Analyzed	Chemist
Butylbenzylphthalate	ND		ug/L	9.7	3.5	0.97	391447	01/02/26	01/02/26	TJW
3,3'-Dichlorobenzidine	ND		ug/L	24	5.0	0.97	391447	01/02/26	01/02/26	TJW
Benzo(a)anthracene	ND		ug/L	9.7	2.3	0.97	391447	01/02/26	01/02/26	TJW
Chrysene	ND		ug/L	9.7	2.4	0.97	391447	01/02/26	01/02/26	TJW
bis(2-Ethylhexyl)phthalate	ND		ug/L	9.7	3.2	0.97	391447	01/02/26	01/02/26	TJW
Di-n-octylphthalate	ND		ug/L	9.7	4.6	0.97	391447	01/02/26	01/02/26	TJW
Benzo(b)fluoranthene	ND		ug/L	9.7	2.9	0.97	391447	01/02/26	01/02/26	TJW
Benzo(k)fluoranthene	ND		ug/L	9.7	3.0	0.97	391447	01/02/26	01/02/26	TJW
Benzo(a)pyrene	ND		ug/L	9.7	3.1	0.97	391447	01/02/26	01/02/26	TJW
Indeno(1,2,3-cd)pyrene	ND		ug/L	9.7	4.1	0.97	391447	01/02/26	01/02/26	TJW
Dibenz(a,h)anthracene	ND		ug/L	9.7	4.0	0.97	391447	01/02/26	01/02/26	TJW
Benzo(g,h,i)perylene	ND		ug/L	9.7	4.0	0.97	391447	01/02/26	01/02/26	TJW
Surrogates				**Limits**						
2-Fluorophenol	37%		%REC	15-120		0.97	391447	01/02/26	01/02/26	TJW
Phenol-d6	24%		%REC	15-120		0.97	391447	01/02/26	01/02/26	TJW
2,4,6-Tribromophenol	97%		%REC	15-140		0.97	391447	01/02/26	01/02/26	TJW
Nitrobenzene-d5	85%		%REC	15-123		0.97	391447	01/02/26	01/02/26	TJW
2-Fluorobiphenyl	84%		%REC	15-120		0.97	391447	01/02/26	01/02/26	TJW
Terphenyl-d14	93%		%REC	15-120		0.97	391447	01/02/26	01/02/26	TJW
Method: SM 4500-CN-E Prep Method: METHOD										
Cyanide	ND		mg/L	0.0050	0.0017	0.5	391494	01/02/26	01/05/26	CKN
Method: SM 4500-S2-D Prep Method: METHOD										
Sulfide	ND		mg/L	0.10		1	391530	01/03/26	01/03/26	TXC
Method: SM 5310B Prep Method: SM 5310B										
Total Organic Carbon	**11**		mg/L	1.0	0.49	1	391521	01/03/26	01/03/26	BDR
Method: SM 9221B Prep Method: METHOD										
Coliform, Total	**>1,600**		MPN/100ml	1.8		1	391444	12/31/25 17:54	01/02/26 14:23	BPH
Method: SM 9221F										
Coliform, E. Coli	**540**		MPN/100ml	1.8		1	391444	12/31/25 17:54	01/02/26 14:23	BPH
Method: SM2130B										
Turbidity	**120**		NTU	0.20	0.12	1	391491	01/02/26 11:39	01/02/26 11:39	LVL
Method: SM2320B Prep Method: METHOD										
Bicarbonate	**75**		mg/L	3.0		1.3	391737	01/06/26	01/06/26	WWC
Alkalinity, Total as CaCO3	**61**		mg/L	2.5		1.3	391737	01/06/26	01/06/26	WWC
Method: SM2510B Prep Method: METHOD										
Specific Conductance	**590**		umhos/cm	1.0		1	391572	01/04/26	01/04/26	CDR
Method: SM2540C Prep Method: METHOD										
Total Dissolved Solids	**390**		mg/L	20		2	391571	01/04/26	01/05/26	CDR
Method: SM2540D Prep Method: METHOD										
Total Suspended Solids	**140**		mg/L	0.5		1	391513	01/02/26	01/05/26	TRR

Results for any subcontracted analyses are not included in this section.

Analysis Results for 550065

550065-001 Analyte	Result	Qual	Units	RL	MDL	DF	Batch	Prepared	Analyzed	Chemist
Method: SM5210B Prep Method: METHOD										
Biochemical Oxygen Demand	**5.7**		mg/L	3.0		1	391455	01/02/26 12:05	01/07/26 10:41	ARM
Method: SM5220D Prep Method: SM 5220D										
Chemical Oxygen Demand	**28**		mg/L	4.0	2.0	1	391859	01/07/26	01/07/26	RDL

Results for any subcontracted analyses are not included in this section.

ENTHALPY ANALYTICAL

Analysis Results for 550065

Sample ID:	Lab ID: 550065-002	Collected: 12/31/25 14:25
SOUTH BASIN - EASTERN INLET	Matrix: Water	

550065-002 Analyte	Result	Qual	Units	RL	MDL	DF	Batch	Prepared	Analyzed	Chemist
Method: EPA 1664A Prep Method: METHOD										
Total Oil and Grease	**11**		mg/L	4.9	0.95	0.98	391559	01/04/26	01/05/26	JAG
Method: EPA 200.7 Prep Method: EPA 3015A										
Calcium	**230**		mg/L	0.10	0.0095	1	391450	01/02/26	01/02/26	SBW
Iron	**81**		mg/L	0.50	0.17	10	391450	01/02/26	01/02/26	SBW
Magnesium	**44**		mg/L	0.10	0.017	1	391450	01/02/26	01/02/26	SBW
Potassium	**31**		mg/L	0.50	0.20	1	391450	01/02/26	01/02/26	SBW
Sodium	**49**		mg/L	0.50	0.017	1	391450	01/02/26	01/02/26	SBW
Method: EPA 200.8 Prep Method: EPA 3015A										
Antimony	**1.5**	J	ug/L	2.0	1.3	1	391518	01/02/26	01/07/26	KAM
Arsenic	**19**		ug/L	2.0	0.30	1	391518	01/02/26	01/07/26	KAM
Barium	**770**		ug/L	50	4.4	10	391518	01/02/26	01/07/26	KAM
Beryllium	**2.4**		ug/L	1.0	0.060	1	391518	01/02/26	01/07/26	KAM
Boron	**240**		ug/L	100	57	10	391518	01/02/26	01/07/26	KAM
Cadmium	**1.7**		ug/L	1.0	0.21	1	391518	01/02/26	01/07/26	KAM
Chromium	**67**		ug/L	5.0	0.40	1	391518	01/02/26	01/07/26	KAM
Cobalt	**35**		ug/L	1.0	0.14	1	391518	01/02/26	01/07/26	KAM
Copper	**100**		ug/L	3.0	0.84	1	391518	01/02/26	01/07/26	KAM
Lead	**80**		ug/L	5.0	0.23	1	391518	01/02/26	01/07/26	KAM
Manganese	**1,600**		ug/L	100	45	10	391518	01/02/26	01/07/26	KAM
Nickel	**62**		ug/L	5.0	0.91	1	391518	01/02/26	01/07/26	KAM
Selenium	ND		ug/L	10	5.0	1	391518	01/02/26	01/07/26	KAM
Silver	**0.49**	J	ug/L	5.0	0.37	1	391518	01/02/26	01/07/26	KAM
Thallium	**0.53**	J	ug/L	1.0	0.14	1	391518	01/02/26	01/07/26	KAM
Tin	ND		ug/L	5.0	1.5	1	391518	01/02/26	01/07/26	KAM
Vanadium	**110**		ug/L	5.0	0.59	1	391518	01/02/26	01/07/26	KAM
Zinc	**600**		ug/L	10	7.6	1	391518	01/02/26	01/07/26	KAM
Method: EPA 245.1 Prep Method: EPA 245.1										
Mercury	**0.33**	J	ug/L	0.40	0.089	1	391597	01/05/26	01/05/26	MLL
Method: EPA 300.0 Prep Method: METHOD										
Fluoride	**0.25**		mg/L	0.20	0.072	1	391413	12/31/25 18:10	01/01/26 02:03	KUM
Chloride	**24**		mg/L	1.0	0.27	1	391413	12/31/25 18:10	01/01/26 02:03	KUM
Nitrogen, Nitrite	**0.12**		mg/L	0.10	0.02	1	391413	12/31/25 18:10	01/01/26 02:03	KUM
Bromide	**0.094**	J	mg/L	0.30	0.060	1	391413	12/31/25 18:10	01/01/26 02:03	KUM
Nitrogen, Nitrate	**1.8**		mg/L	0.10	0.05	1	391413	12/31/25 18:10	01/01/26 02:03	KUM
Sulfate	**110**		mg/L	10	2.5	10	391413	12/31/25 18:10	01/01/26 02:23	KUM

Results for any subcontracted analyses are not included in this section.

ENTHALPY ANALYTICAL

Analysis Results for 550065

550065-002 Analyte	Result	Qual	Units	RL	MDL	DF	Batch	Prepared	Analyzed	Chemist
Method: EPA 350.1 Prep Method: METHOD										
Ammonia-N	**0.37**		mg/L	0.10	0.068	1	391593	01/05/26	01/05/26	JAK
Method: EPA 420.1 Prep Method: METHOD										
Total Phenolics	**0.014**		mg/L	0.010	0.0065	1	392363	01/13/26	01/13/26	LVL
Method: EPA 625.1 Prep Method: EPA 3510C										
a-Terpineol	ND		ug/L	11	2.2	1.1	391447	01/02/26	01/03/26	TJW
Pyridine	ND		ug/L	11	3.0	1.1	391447	01/02/26	01/02/26	TJW
Phenol	ND		ug/L	11	2.2	1.1	391447	01/02/26	01/02/26	TJW
2-Methylphenol	ND		ug/L	11	3.5	1.1	391447	01/02/26	01/02/26	TJW
3-,4-Methylphenol	ND		ug/L	11	3.2	1.1	391447	01/02/26	01/02/26	TJW
Benzoic acid	ND		ug/L	53	12	1.1	391447	01/02/26	01/02/26	TJW
Naphthalene	ND		ug/L	11	3.8	1.1	391447	01/02/26	01/02/26	TJW
Cresol	ND		ug/L	11		1.1	391447	01/02/26	01/02/26	TJW
Method: EPA 8081A Prep Method: EPA 3510C										
alpha-BHC	ND		ug/L	0.05	0.009	0.94	391575	01/04/26	01/05/26	KMB
beta-BHC	ND		ug/L	0.05	0.01	0.94	391575	01/04/26	01/05/26	KMB
gamma-BHC	ND		ug/L	0.05	0.008	0.94	391575	01/04/26	01/05/26	KMB
delta-BHC	ND		ug/L	0.05	0.01	0.94	391575	01/04/26	01/05/26	KMB
Heptachlor	ND		ug/L	0.05	0.01	0.94	391575	01/04/26	01/05/26	KMB
Aldrin	ND		ug/L	0.05	0.01	0.94	391575	01/04/26	01/05/26	KMB
Heptachlor epoxide	ND		ug/L	0.05	0.009	0.94	391575	01/04/26	01/05/26	KMB
Endosulfan I	ND		ug/L	0.05	0.01	0.94	391575	01/04/26	01/05/26	KMB
Dieldrin	ND		ug/L	0.09	0.01	0.94	391575	01/04/26	01/05/26	KMB
4,4'-DDE	ND		ug/L	0.09	0.01	0.94	391575	01/04/26	01/05/26	KMB
Endrin	ND		ug/L	0.09	0.01	0.94	391575	01/04/26	01/05/26	KMB
Endosulfan II	ND		ug/L	0.09	0.02	0.94	391575	01/04/26	01/05/26	KMB
Endosulfan sulfate	ND		ug/L	0.09	0.01	0.94	391575	01/04/26	01/05/26	KMB
4,4'-DDD	ND		ug/L	0.09	0.01	0.94	391575	01/04/26	01/05/26	KMB
Endrin aldehyde	ND		ug/L	0.09	0.02	0.94	391575	01/04/26	01/05/26	KMB
Endrin ketone	ND		ug/L	0.09	0.02	0.94	391575	01/04/26	01/05/26	KMB
4,4'-DDT	ND		ug/L	0.09	0.03	0.94	391575	01/04/26	01/05/26	KMB
Methoxychlor	ND		ug/L	0.09	0.03	0.94	391575	01/04/26	01/05/26	KMB
Toxaphene	ND		ug/L	1.9	0.4	0.94	391575	01/04/26	01/05/26	KMB
Chlordane (Technical)	ND		ug/L	0.9	0.2	0.94	391575	01/04/26	01/05/26	KMB
Surrogates				**Limits**						
TCMX	87%		%REC	29-120		0.94	391575	01/04/26	01/05/26	KMB
Decachlorobiphenyl	84%		%REC	33-132		0.94	391575	01/04/26	01/05/26	KMB
Method: EPA 8082 Prep Method: EPA 3510C										
Aroclor-1016	ND		ug/L	0.47	0.29	0.94	391575	01/04/26	01/05/26	KMB
Aroclor-1221	ND		ug/L	0.47	0.44	0.94	391575	01/04/26	01/05/26	KMB
Aroclor-1232	ND		ug/L	0.47	0.26	0.94	391575	01/04/26	01/05/26	KMB
Aroclor-1242	ND		ug/L	0.47	0.27	0.94	391575	01/04/26	01/05/26	KMB
Aroclor-1248	ND		ug/L	0.47	0.22	0.94	391575	01/04/26	01/05/26	KMB
Aroclor-1254	ND		ug/L	0.47	0.25	0.94	391575	01/04/26	01/05/26	KMB
Aroclor-1260	ND		ug/L	0.47	0.31	0.94	391575	01/04/26	01/05/26	KMB
Aroclor-1262	ND		ug/L	0.47	0.28	0.94	391575	01/04/26	01/05/26	KMB

Results for any subcontracted analyses are not included in this section.

ENTHALPY ANALYTICAL

Analysis Results for 550065

550065-002 Analyte	Result	Qual	Units	RL	MDL	DF	Batch	Prepared	Analyzed	Chemist
Aroclor-1268	ND		ug/L	0.47	0.24	0.94	391575	01/04/26	01/05/26	KMB
Surrogates				**Limits**						
Decachlorobiphenyl (PCB)	68%		%REC	28-138		0.94	391575	01/04/26	01/05/26	KMB
Method: EPA 8260B Prep Method: EPA 5030B										
Carbon Disulfide	ND		ug/L	5.0	0.1	1	391466	01/02/26	01/02/26	HMN
Chloroprene	ND		ug/L	200	2.7	1	391466	01/02/26	01/02/26	HMN
3-Chloropropene	ND		ug/L	5.0	0.2	1	391466	01/02/26	01/02/26	HMN
Ethyl methacrylate	ND		ug/L	50	3.9	1	391466	01/02/26	01/02/26	HMN
Ethanol	ND		ug/L	500	160	1	391466	01/02/26	01/02/26	HMN
2-Hexanone	ND		ug/L	5.0	1.3	1	391466	01/02/26	01/02/26	HMN
Isopropanol (IPA)	ND		ug/L	200	96	1	391466	01/02/26	01/02/26	HMN
Methyl acrylonitrile	ND		ug/L	35	4.2	1	391466	01/02/26	01/02/26	HMN
Vinyl Acetate	ND		ug/L	50	3.2	1	391466	01/02/26	01/02/26	HMN
Acrolein	ND		ug/L	200	2.6	1	391466	01/02/26	01/02/26	HMN
Acrylonitrile	ND		ug/L	10	0.7	1	391466	01/02/26	01/02/26	HMN
Freon 12	ND		ug/L	5.0	0.2	1	391466	01/02/26	01/02/26	HMN
Chloromethane	ND		ug/L	5.0	0.09	1	391466	01/02/26	01/02/26	HMN
Vinyl Chloride	ND		ug/L	5.0	0.1	1	391466	01/02/26	01/02/26	HMN
Bromomethane	ND		ug/L	5.0	0.1	1	391466	01/02/26	01/02/26	HMN
Chloroethane	ND		ug/L	5.0	0.1	1	391466	01/02/26	01/02/26	HMN
Trichlorofluoromethane	ND		ug/L	5.0	0.1	1	391466	01/02/26	01/02/26	HMN
Iodomethane	ND		ug/L	5.0		1	391466	01/02/26	01/02/26	HMN
Acetone	ND		ug/L	100	14	1	391466	01/02/26	01/02/26	HMN
Freon 113	ND		ug/L	5.0	0.1	1	391466	01/02/26	01/02/26	HMN
1,1-Dichloroethene	ND		ug/L	5.0	0.1	1	391466	01/02/26	01/02/26	HMN
Methylene Chloride	ND		ug/L	10	0.2	1	391466	01/02/26	01/02/26	HMN
MTBE	ND		ug/L	5.0	0.1	1	391466	01/02/26	01/02/26	HMN
trans-1,2-Dichloroethene	ND		ug/L	5.0	0.1	1	391466	01/02/26	01/02/26	HMN
1,1-Dichloroethane	ND		ug/L	5.0	0.09	1	391466	01/02/26	01/02/26	HMN
2-Butanone	**2.7**	J	ug/L	10	1.3	1	391466	01/02/26	01/02/26	HMN
cis-1,2-Dichloroethene	ND		ug/L	5.0	0.1	1	391466	01/02/26	01/02/26	HMN
2,2-Dichloropropane	ND		ug/L	5.0	0.2	1	391466	01/02/26	01/02/26	HMN
Chloroform	ND		ug/L	5.0	0.08	1	391466	01/02/26	01/02/26	HMN
Bromochloromethane	ND		ug/L	5.0	0.1	1	391466	01/02/26	01/02/26	HMN
1,1,1-Trichloroethane	ND		ug/L	5.0	0.1	1	391466	01/02/26	01/02/26	HMN
1,1-Dichloropropene	ND		ug/L	5.0	0.1	1	391466	01/02/26	01/02/26	HMN
Carbon Tetrachloride	ND		ug/L	5.0	0.1	1	391466	01/02/26	01/02/26	HMN
1,2-Dichloroethane	ND		ug/L	5.0	0.2	1	391466	01/02/26	01/02/26	HMN
Benzene	ND		ug/L	1.0	0.1	1	391466	01/02/26	01/02/26	HMN
Trichloroethene	ND		ug/L	5.0	0.1	1	391466	01/02/26	01/02/26	HMN
1,2-Dichloropropane	ND		ug/L	5.0	0.09	1	391466	01/02/26	01/02/26	HMN
Bromodichloromethane	ND		ug/L	5.0	0.07	1	391466	01/02/26	01/02/26	HMN
Dibromomethane	ND		ug/L	5.0	0.1	1	391466	01/02/26	01/02/26	HMN
4-Methyl-2-Pentanone	ND		ug/L	5.0	1.0	1	391466	01/02/26	01/02/26	HMN
cis-1,3-Dichloropropene	ND		ug/L	5.0	0.1	1	391466	01/02/26	01/02/26	HMN
Toluene	ND		ug/L	5.0	0.1	1	391466	01/02/26	01/02/26	HMN
trans-1,3-Dichloropropene	ND		ug/L	5.0	0.09	1	391466	01/02/26	01/02/26	HMN
1,1,2-Trichloroethane	ND		ug/L	5.0	0.1	1	391466	01/02/26	01/02/26	HMN
1,3-Dichloropropane	ND		ug/L	5.0	0.07	1	391466	01/02/26	01/02/26	HMN
Tetrachloroethene	ND		ug/L	5.0	0.2	1	391466	01/02/26	01/02/26	HMN
Dibromochloromethane	ND		ug/L	5.0	0.1	1	391466	01/02/26	01/02/26	HMN

Results for any subcontracted analyses are not included in this section.

ENTHALPY ANALYTICAL

Analysis Results for 550065

550065-002 Analyte	Result	Qual	Units	RL	MDL	DF	Batch	Prepared	Analyzed	Chemist
1,2-Dibromoethane	ND		ug/L	5.0	0.1	1	391466	01/02/26	01/02/26	HMN
Chlorobenzene	ND		ug/L	5.0	0.1	1	391466	01/02/26	01/02/26	HMN
1,1,1,2-Tetrachloroethane	ND		ug/L	5.0	0.07	1	391466	01/02/26	01/02/26	HMN
Ethylbenzene	ND		ug/L	5.0	0.1	1	391466	01/02/26	01/02/26	HMN
m,p-Xylenes	ND		ug/L	5.0	0.2	1	391466	01/02/26	01/02/26	HMN
o-Xylene	ND		ug/L	5.0	0.1	1	391466	01/02/26	01/02/26	HMN
Styrene	ND		ug/L	5.0	0.1	1	391466	01/02/26	01/02/26	HMN
Bromoform	ND		ug/L	5.0	0.06	1	391466	01/02/26	01/02/26	HMN
Isopropylbenzene	ND		ug/L	5.0	0.1	1	391466	01/02/26	01/02/26	HMN
1,1,2,2-Tetrachloroethane	ND		ug/L	5.0	0.1	1	391466	01/02/26	01/02/26	HMN
1,2,3-Trichloropropane	ND		ug/L	5.0	0.3	1	391466	01/02/26	01/02/26	HMN
Propylbenzene	ND		ug/L	5.0	0.1	1	391466	01/02/26	01/02/26	HMN
Bromobenzene	ND		ug/L	5.0	0.1	1	391466	01/02/26	01/02/26	HMN
1,3,5-Trimethylbenzene	ND		ug/L	5.0	0.1	1	391466	01/02/26	01/02/26	HMN
2-Chlorotoluene	ND		ug/L	5.0	0.1	1	391466	01/02/26	01/02/26	HMN
4-Chlorotoluene	ND		ug/L	5.0	0.2	1	391466	01/02/26	01/02/26	HMN
tert-Butylbenzene	ND		ug/L	5.0	0.1	1	391466	01/02/26	01/02/26	HMN
1,2,4-Trimethylbenzene	ND		ug/L	5.0	0.1	1	391466	01/02/26	01/02/26	HMN
sec-Butylbenzene	ND		ug/L	5.0	0.2	1	391466	01/02/26	01/02/26	HMN
para-Isopropyl Toluene	ND		ug/L	5.0	0.2	1	391466	01/02/26	01/02/26	HMN
1,3-Dichlorobenzene	ND		ug/L	5.0	0.1	1	391466	01/02/26	01/02/26	HMN
1,4-Dichlorobenzene	ND		ug/L	5.0	0.2	1	391466	01/02/26	01/02/26	HMN
n-Butylbenzene	ND		ug/L	5.0	0.1	1	391466	01/02/26	01/02/26	HMN
1,2-Dichlorobenzene	ND		ug/L	5.0	0.1	1	391466	01/02/26	01/02/26	HMN
1,2-Dibromo-3-Chloropropane	ND		ug/L	5.0	0.6	1	391466	01/02/26	01/02/26	HMN
1,2,4-Trichlorobenzene	ND		ug/L	5.0	0.3	1	391466	01/02/26	01/02/26	HMN
Hexachlorobutadiene	ND		ug/L	5.0	0.3	1	391466	01/02/26	01/02/26	HMN
1,2,3-Trichlorobenzene	ND		ug/L	5.0	0.3	1	391466	01/02/26	01/02/26	HMN
cis-1,4-Dichloro-2-butene	ND		ug/L	5.0	0.3	1	391466	01/02/26	01/02/26	HMN
trans-1,4-Dichloro-2-butene	ND		ug/L	5.0	0.3	1	391466	01/02/26	01/02/26	HMN
Xylene (total)	ND		ug/L	5.0		1	391466	01/02/26	01/02/26	HMN
Surrogates				**Limits**						
Dibromofluoromethane	104%		%REC	70-130		1	391466	01/02/26	01/02/26	HMN
1,2-Dichloroethane-d4	100%		%REC	70-130		1	391466	01/02/26	01/02/26	HMN
Toluene-d8	99%		%REC	70-130		1	391466	01/02/26	01/02/26	HMN
Bromofluorobenzene	91%		%REC	70-130		1	391466	01/02/26	01/02/26	HMN
Method: EPA 8270C-SIM Prep Method: EPA 3535										
1,4-Dioxane	ND		ug/L	1.0	0.87	1	391462	01/02/26	01/08/26	ZFA
Surrogates				**Limits**						
1,4-Dioxane-d8 (SUR)	99%		%REC	80-120		1	391462	01/02/26	01/08/26	ZFA
Method: EPA 8270C Prep Method: EPA 3510C										
Carbazole	ND		ug/L	11	2.9	1.1	391447	01/02/26	01/02/26	TJW
N-Nitrosodimethylamine	ND		ug/L	11	3.1	1.1	391447	01/02/26	01/02/26	TJW
Aniline	ND		ug/L	11	3.0	1.1	391447	01/02/26	01/02/26	TJW
bis(2-Chloroethyl)ether	ND		ug/L	27	4.0	1.1	391447	01/02/26	01/02/26	TJW
2-Chlorophenol	ND		ug/L	11	3.9	1.1	391447	01/02/26	01/02/26	TJW
1,3-Dichlorobenzene	ND		ug/L	11	3.5	1.1	391447	01/02/26	01/02/26	TJW
1,4-Dichlorobenzene	ND		ug/L	11	3.6	1.1	391447	01/02/26	01/02/26	TJW

Results for any subcontracted analyses are not included in this section.

ENTHALPY ANALYTICAL

Analysis Results for 550065

550065-002 Analyte	Result	Qual	Units	RL	MDL	DF	Batch	Prepared	Analyzed	Chemist
Benzyl alcohol	ND		ug/L	27	6.1	1.1	391447	01/02/26	01/02/26	TJW
1,2-Dichlorobenzene	ND		ug/L	11	3.5	1.1	391447	01/02/26	01/02/26	TJW
bis(2-Chloroisopropyl) ether	ND		ug/L	11	4.1	1.1	391447	01/02/26	01/02/26	TJW
N-Nitroso-di-n-propylamine	ND		ug/L	11	4.1	1.1	391447	01/02/26	01/02/26	TJW
Hexachloroethane	ND		ug/L	11	3.2	1.1	391447	01/02/26	01/02/26	TJW
Nitrobenzene	ND		ug/L	27	8.9	1.1	391447	01/02/26	01/02/26	TJW
Isophorone	ND		ug/L	11	3.9	1.1	391447	01/02/26	01/02/26	TJW
2-Nitrophenol	ND		ug/L	11	5.8	1.1	391447	01/02/26	01/02/26	TJW
2,4-Dimethylphenol	ND		ug/L	11	3.5	1.1	391447	01/02/26	01/02/26	TJW
bis(2-Chloroethoxy)methane	ND		ug/L	11	3.9	1.1	391447	01/02/26	01/02/26	TJW
2,4-Dichlorophenol	ND		ug/L	11	3.9	1.1	391447	01/02/26	01/02/26	TJW
1,2,4-Trichlorobenzene	ND		ug/L	11	3.7	1.1	391447	01/02/26	01/02/26	TJW
4-Chloroaniline	ND		ug/L	11	3.3	1.1	391447	01/02/26	01/02/26	TJW
Hexachlorobutadiene	ND		ug/L	11	2.4	1.1	391447	01/02/26	01/02/26	TJW
4-Chloro-3-methylphenol	ND		ug/L	11	3.8	1.1	391447	01/02/26	01/02/26	TJW
2-Methylnaphthalene	ND		ug/L	11	3.6	1.1	391447	01/02/26	01/02/26	TJW
Hexachlorocyclopentadiene	ND		ug/L	27	8.3	1.1	391447	01/02/26	01/02/26	TJW
2,4,6-Trichlorophenol	ND		ug/L	11	4.3	1.1	391447	01/02/26	01/02/26	TJW
2,4,5-Trichlorophenol	ND		ug/L	11	4.0	1.1	391447	01/02/26	01/02/26	TJW
2-Chloronaphthalene	ND		ug/L	11	3.6	1.1	391447	01/02/26	01/02/26	TJW
2-Nitroaniline	ND		ug/L	53	4.6	1.1	391447	01/02/26	01/02/26	TJW
Dimethylphthalate	ND		ug/L	11	3.6	1.1	391447	01/02/26	01/02/26	TJW
Acenaphthylene	ND		ug/L	11	4.1	1.1	391447	01/02/26	01/02/26	TJW
2,6-Dinitrotoluene	ND		ug/L	11	4.7	1.1	391447	01/02/26	01/02/26	TJW
3-Nitroaniline	ND		ug/L	11	4.2	1.1	391447	01/02/26	01/02/26	TJW
Acenaphthene	ND		ug/L	11	3.4	1.1	391447	01/02/26	01/02/26	TJW
2,4-Dinitrophenol	ND		ug/L	53	16	1.1	391447	01/02/26	01/02/26	TJW
4-Nitrophenol	ND		ug/L	11	9.0	1.1	391447	01/02/26	01/02/26	TJW
Dibenzofuran	ND		ug/L	11	3.4	1.1	391447	01/02/26	01/02/26	TJW
2,4-Dinitrotoluene	ND		ug/L	11	4.5	1.1	391447	01/02/26	01/02/26	TJW
Diethylphthalate	ND		ug/L	11	3.1	1.1	391447	01/02/26	01/02/26	TJW
Fluorene	ND		ug/L	11	3.3	1.1	391447	01/02/26	01/02/26	TJW
4-Chlorophenyl-phenylether	ND		ug/L	11	3.2	1.1	391447	01/02/26	01/02/26	TJW
4-Nitroaniline	ND		ug/L	11	3.6	1.1	391447	01/02/26	01/02/26	TJW
4,6-Dinitro-2-methylphenol	ND		ug/L	53	18	1.1	391447	01/02/26	01/02/26	TJW
N-Nitrosodiphenylamine	ND		ug/L	11	4.2	1.1	391447	01/02/26	01/02/26	TJW
1,2-diphenylhydrazine (as azobenzene)	ND		ug/L	11	3.1	1.1	391447	01/02/26	01/02/26	TJW
4-Bromophenyl-phenylether	ND		ug/L	11	3.5	1.1	391447	01/02/26	01/02/26	TJW
Hexachlorobenzene	ND		ug/L	11	3.2	1.1	391447	01/02/26	01/02/26	TJW
Pentachlorophenol	ND		ug/L	27	6.0	1.1	391447	01/02/26	01/02/26	TJW
Phenanthrene	ND		ug/L	11	3.1	1.1	391447	01/02/26	01/02/26	TJW
Anthracene	ND		ug/L	11	3.0	1.1	391447	01/02/26	01/02/26	TJW
Di-n-butylphthalate	ND		ug/L	11	3.2	1.1	391447	01/02/26	01/02/26	TJW
Fluoranthene	ND		ug/L	11	3.0	1.1	391447	01/02/26	01/02/26	TJW
Benzidine	ND		ug/L	53	20	1.1	391447	01/02/26	01/02/26	TJW
Pyrene	ND		ug/L	11	2.9	1.1	391447	01/02/26	01/02/26	TJW
Butylbenzylphthalate	ND		ug/L	11	3.9	1.1	391447	01/02/26	01/02/26	TJW
3,3'-Dichlorobenzidine	ND		ug/L	27	5.5	1.1	391447	01/02/26	01/02/26	TJW
Benzo(a)anthracene	ND		ug/L	11	2.6	1.1	391447	01/02/26	01/02/26	TJW
Chrysene	ND		ug/L	11	2.6	1.1	391447	01/02/26	01/02/26	TJW
bis(2-Ethylhexyl)phthalate	ND		ug/L	11	3.5	1.1	391447	01/02/26	01/02/26	TJW

Results for any subcontracted analyses are not included in this section.

ENTHALPY ANALYTICAL

Analysis Results for 550065

550065-002 Analyte	Result	Qual	Units	RL	MDL	DF	Batch	Prepared	Analyzed	Chemist
Di-n-octylphthalate	ND		ug/L	11	5.0	1.1	391447	01/02/26	01/02/26	TJW
Benzo(b)fluoranthene	ND		ug/L	11	3.2	1.1	391447	01/02/26	01/02/26	TJW
Benzo(k)fluoranthene	ND		ug/L	11	3.3	1.1	391447	01/02/26	01/02/26	TJW
Benzo(a)pyrene	ND		ug/L	11	3.3	1.1	391447	01/02/26	01/02/26	TJW
Indeno(1,2,3-cd)pyrene	ND		ug/L	11	4.5	1.1	391447	01/02/26	01/02/26	TJW
Dibenz(a,h)anthracene	ND		ug/L	11	4.4	1.1	391447	01/02/26	01/02/26	TJW
Benzo(g,h,i)perylene	ND		ug/L	11	4.4	1.1	391447	01/02/26	01/02/26	TJW
Surrogates				**Limits**						
2-Fluorophenol	43%		%REC	15-120		1.1	391447	01/02/26	01/02/26	TJW
Phenol-d6	28%		%REC	15-120		1.1	391447	01/02/26	01/02/26	TJW
2,4,6-Tribromophenol	95%		%REC	15-140		1.1	391447	01/02/26	01/02/26	TJW
Nitrobenzene-d5	90%		%REC	15-123		1.1	391447	01/02/26	01/02/26	TJW
2-Fluorobiphenyl	87%		%REC	15-120		1.1	391447	01/02/26	01/02/26	TJW
Terphenyl-d14	86%		%REC	15-120		1.1	391447	01/02/26	01/02/26	TJW
Method: SM 4500-CN-E Prep Method: METHOD										
Cyanide	ND		mg/L	0.0050	0.0017	0.5	391494	01/02/26	01/05/26	CKN
Method: SM 4500-S2-D Prep Method: METHOD										
Sulfide	ND		mg/L	0.10		1	391530	01/03/26	01/03/26	TXC
Method: SM 5310B Prep Method: SM 5310B										
Total Organic Carbon	**20**		mg/L	1.0	0.49	1	391521	01/03/26	01/03/26	BDR
Method: SM 9221B Prep Method: METHOD										
Coliform, Total	**>1,600**		MPN/100ml	1.8		1	391444	12/31/25 17:54	01/02/26 14:23	BPH
Method: SM 9221F										
Coliform, E. Coli	**350**		MPN/100ml	1.8		1	391444	12/31/25 17:54	01/02/26 14:23	BPH
Method: SM2130B										
Turbidity	**4,400**		NTU	0.40	0.25	2	391491	01/02/26 11:39	01/02/26 11:39	LVL
Method: SM2320B Prep Method: METHOD										
Bicarbonate	**94**		mg/L	3.0		1.3	391737	01/06/26	01/06/26	WWC
Alkalinity, Total as CaCO3	**77**		mg/L	2.5		1.3	391737	01/06/26	01/06/26	WWC
Method: SM2510B Prep Method: METHOD										
Specific Conductance	**550**		umhos/cm	1.0		1	391572	01/04/26	01/04/26	CDR
Method: SM2540C Prep Method: METHOD										
Total Dissolved Solids	**560**		mg/L	20		2	391571	01/04/26	01/05/26	CDR
Method: SM2540D Prep Method: METHOD										
Total Suspended Solids	**2,900**		mg/L	0.5		1	391513	01/02/26	01/05/26	TRR
Method: SM5210B Prep Method: METHOD										
Biochemical Oxygen Demand	**10**		mg/L	3.0		1	391455	01/02/26 12:05	01/07/26 10:41	ARM

Results for any subcontracted analyses are not included in this section.

Analysis Results for 550065

550065-002 Analyte	Result	Qual	Units	RL	MDL	DF	Batch	Prepared	Analyzed	Chemist
Method: SM5220D Prep Method: SM 5220D										
Chemical Oxygen Demand	**270**		mg/L	4.0	2.0	1	392075	01/09/26	01/09/26	ARM

> Value exceeds indicated concentration
J Estimated value
ND Not Detected

Results for any subcontracted analyses are not included in this section.

ENTHALPY ANALYTICAL

Batch QC

Type: Blank	**Lab ID:** QC1327554	**Batch:** 391559
Matrix: Water	**Method:** EPA 1664A	**Prep Method:** METHOD

QC1327554 Analyte	Result	Qual	Units	RL	MDL	Prepared	Analyzed
Total Oil and Grease	ND		mg/L	5.0	0.97	01/04/26	01/05/26

Type: Lab Control Sample	**Lab ID:** QC1327555	**Batch:** 391559
Matrix: Water	**Method:** EPA 1664A	**Prep Method:** METHOD

QC1327555 Analyte	Result	Spiked	Units	Recovery	Qual	Limits
Total Oil and Grease	32.50	40.00	mg/L	81%		78-114

Type: Lab Control Sample Duplicate	**Lab ID:** QC1327556	**Batch:** 391559
Matrix: Water	**Method:** EPA 1664A	**Prep Method:** METHOD

QC1327556 Analyte	Result	Spiked	Units	Recovery	Qual	Limits	RPD	RPD Lim
Total Oil and Grease	35.10	40.00	mg/L	88%		78-114	8	18

Type: Matrix Spike	**Lab ID:** QC1327157	**Batch:** 391450
Matrix (Source ID): Water (550042-001)	**Method:** EPA 200.7	**Prep Method:** EPA 3015A

QC1327157 Analyte	Result	Source Sample Result	Spiked	Units	Recovery	Qual	Limits	DF
Calcium	59.82	40.98	20.40	mg/L	92%		75-125	1
Iron	0.8913	0.5655	0.4000	mg/L	81%		75-125	1
Magnesium	29.17	8.678	20.40	mg/L	100%		75-125	1
Potassium	55.10	30.36	24.00	mg/L	103%		75-125	1
Sodium	464.1	450.0	20.40	mg/L	69%	NM	75-125	1

Type: Matrix Spike Duplicate	**Lab ID:** QC1327158	**Batch:** 391450
Matrix (Source ID): Water (550042-001)	**Method:** EPA 200.7	**Prep Method:** EPA 3015A

QC1327158 Analyte	Result	Source Sample Result	Spiked	Units	Recovery	Qual	Limits	RPD	RPD Lim	DF
Calcium	59.39	40.98	20.40	mg/L	90%		75-125	1	20	1
Iron	0.8887	0.5655	0.4000	mg/L	81%		75-125	0	20	1
Magnesium	28.67	8.678	20.40	mg/L	98%		75-125	2	20	1
Potassium	54.57	30.36	24.00	mg/L	101%		75-125	1	20	1
Sodium	464.6	450.0	20.40	mg/L	72%	NM	75-125	0	20	1

ENTHALPY ANALYTICAL

Batch QC

Type:	**Blank**	**Lab ID:**	**QC1327159**	**Batch:**	**391450**
Matrix:	**Water**	**Method:**	**EPA 200.7**	**Prep Method:**	**EPA 3015A**

QC1327159 Analyte	Result	Qual	Units	RL	MDL	Prepared	Analyzed
Calcium	ND		mg/L	0.10	0.0095	01/02/26	01/02/26
Iron	ND		mg/L	0.020	0.017	01/02/26	01/02/26
Magnesium	ND		mg/L	0.10	0.017	01/02/26	01/02/26
Potassium	ND		mg/L	0.50	0.20	01/02/26	01/02/26
Sodium	ND		mg/L	0.50	0.017	01/02/26	01/02/26

Type:	**Lab Control Sample**	**Lab ID:**	**QC1327160**	**Batch:**	**391450**
Matrix:	**Water**	**Method:**	**EPA 200.7**	**Prep Method:**	**EPA 3015A**

QC1327160 Analyte	Result	Spiked	Units	Recovery	Qual	Limits
Calcium	19.94	20.40	mg/L	98%		85-115
Iron	0.3892	0.4000	mg/L	97%		85-115
Magnesium	21.16	20.40	mg/L	104%		85-115
Potassium	24.13	24.00	mg/L	101%		85-115
Sodium	20.56	20.40	mg/L	101%		85-115

Type:	**Serial Dilution**	**Lab ID:**	**QC1327286**	**Batch:**	**391450**
Matrix (Source ID):	**Water (550065-002)**	**Method:**	**EPA 200.7**	**Prep Method:**	**EPA 3015A**

QC1327286 Analyte	Result	Source Sample Result	Units	Qual	RPD	RPD Lim	DF
Calcium	241.3	230.7	mg/L				5
Iron	86.26	81.02	mg/L				50
Magnesium	45.69	43.64	mg/L				5
Potassium	30.75	30.93	mg/L				5
Sodium	49.87	49.11	mg/L				5

ENTHALPY ANALYTICAL

Batch QC

Type: Lab Control Sample	Lab ID: QC1327405	Batch: 391518
Matrix: Filtrate	Method: EPA 200.8	Prep Method: EPA 3015A

QC1327405 Analyte	Result	Spiked	Units	Recovery	Qual	Limits
Antimony	111.0	100.0	ug/L	111%		85-115
Arsenic	103.6	100.0	ug/L	104%		85-115
Barium	101.8	100.0	ug/L	102%		85-115
Beryllium	97.06	100.0	ug/L	97%		85-115
Boron	98.65	100.0	ug/L	99%		85-115
Cadmium	104.7	100.0	ug/L	105%		85-115
Chromium	102.8	100.0	ug/L	103%		85-115
Cobalt	104.3	100.0	ug/L	104%		85-115
Copper	102.3	100.0	ug/L	102%		85-115
Lead	104.6	100.0	ug/L	105%		85-115
Manganese	101.5	100.0	ug/L	102%		85-115
Nickel	103.7	100.0	ug/L	104%		85-115
Selenium	99.10	100.0	ug/L	99%		85-115
Silver	53.86	50.00	ug/L	108%		85-115
Thallium	102.9	100.0	ug/L	103%		85-115
Tin	103.9	100.0	ug/L	104%		85-115
Vanadium	102.7	100.0	ug/L	103%		85-115
Zinc	104.0	100.0	ug/L	104%		85-115

Type: Blank	Lab ID: QC1327406	Batch: 391518
Matrix: Water	Method: EPA 200.8	Prep Method: EPA 3015A

QC1327406 Analyte	Result	Qual	Units	RL	MDL	Prepared	Analyzed
Antimony	ND		ug/L	2.0	1.0	01/02/26	01/06/26
Arsenic	ND		ug/L	2.0	0.27	01/02/26	01/06/26
Barium	ND		ug/L	5.0	0.44	01/02/26	01/06/26
Beryllium	ND		ug/L	1.0	0.060	01/02/26	01/06/26
Boron	ND		ug/L	10	5.7	01/02/26	01/07/26
Cadmium	ND		ug/L	1.0	0.072	01/02/26	01/06/26
Chromium	ND		ug/L	5.0	0.43	01/02/26	01/06/26
Cobalt	ND		ug/L	1.0	0.090	01/02/26	01/06/26
Copper	ND		ug/L	3.0	0.96	01/02/26	01/06/26
Lead	ND		ug/L	5.0	0.23	01/02/26	01/06/26
Manganese	ND		ug/L	10	3.8	01/02/26	01/06/26
Nickel	ND		ug/L	5.0	1.3	01/02/26	01/06/26
Selenium	ND		ug/L	4.0	1.9	01/02/26	01/06/26
Silver	ND		ug/L	5.0	0.37	01/02/26	01/06/26
Thallium	ND		ug/L	1.0	0.25	01/02/26	01/06/26
Tin	ND		ug/L	5.0	1.5	01/02/26	01/06/26
Vanadium	ND		ug/L	5.0	0.36	01/02/26	01/06/26
Zinc	ND		ug/L	10	7.6	01/02/26	01/06/26

ENTHALPY ANALYTICAL

Batch QC

Type:	Matrix Spike	Lab ID:	QC1327407	Batch:	391518
Matrix (Source ID):	Water (550032-001)	Method:	EPA 200.8	Prep Method:	EPA 3015A

QC1327407 Analyte	Result	Source Sample Result	Spiked	Units	Recovery	Qual	Limits	DF
Antimony	86.00	ND	100.0	ug/L	86%		70-130	10
Arsenic	104.3	ND	100.0	ug/L	104%		70-130	10
Barium	230.7	113.7	100.0	ug/L	117%		70-130	10
Beryllium	105.5	ND	100.0	ug/L	106%		70-130	10
Boron	699.5	572.3	100.0	ug/L	127%	NM	70-130	10
Cadmium	104.4	ND	100.0	ug/L	104%		70-130	10
Chromium	110.3	8.240	100.0	ug/L	102%		70-130	10
Cobalt	105.1	2.930	100.0	ug/L	102%		70-130	10
Copper	113.9	ND	100.0	ug/L	114%		70-130	10
Lead	105.7	ND	100.0	ug/L	106%		70-130	10
Manganese	264.3	150.5	100.0	ug/L	114%		70-130	10
Nickel	124.5	20.02	100.0	ug/L	104%		70-130	10
Selenium	81.41	ND	100.0	ug/L	81%		70-130	10
Silver	51.68	ND	50.00	ug/L	103%		70-130	10
Thallium	102.9	ND	100.0	ug/L	103%		70-130	10
Tin	48.02	ND	100.0	ug/L	48%	*	70-130	10
Vanadium	112.1	9.040	100.0	ug/L	103%		70-130	10
Zinc	160.1	ND	100.0	ug/L	160%	*	70-130	10

Type:	Matrix Spike Duplicate	Lab ID:	QC1327408	Batch:	391518
Matrix (Source ID):	Water (550032-001)	Method:	EPA 200.8	Prep Method:	EPA 3015A

QC1327408 Analyte	Result	Source Sample Result	Spiked	Units	Recovery	Qual	Limits	RPD	RPD Lim	DF
Antimony	91.28	ND	100.0	ug/L	91%		70-130	6	20	10
Arsenic	108.8	ND	100.0	ug/L	109%		70-130	4	20	10
Barium	239.9	113.7	100.0	ug/L	126%		70-130	4	20	10
Beryllium	103.0	ND	100.0	ug/L	103%		70-130	2	20	10
Boron	692.7	572.3	100.0	ug/L	120%	NM	70-130	1	20	10
Cadmium	107.1	ND	100.0	ug/L	107%		70-130	3	20	10
Chromium	121.8	8.240	100.0	ug/L	114%		70-130	10	20	10
Cobalt	111.2	2.930	100.0	ug/L	108%		70-130	6	20	10
Copper	116.5	ND	100.0	ug/L	117%		70-130	2	20	10
Lead	108.2	ND	100.0	ug/L	108%		70-130	2	20	10
Manganese	289.2	150.5	100.0	ug/L	139%	*	70-130	9	20	10
Nickel	130.9	20.02	100.0	ug/L	111%		70-130	5	20	10
Selenium	77.64	ND	100.0	ug/L	78%		70-130	5	20	10
Silver	55.21	ND	50.00	ug/L	110%		70-130	7	20	10
Thallium	105.5	ND	100.0	ug/L	105%		70-130	2	20	10
Tin	50.37	ND	100.0	ug/L	50%	*	70-130	5	20	10
Vanadium	118.4	9.040	100.0	ug/L	109%		70-130	5	20	10
Zinc	170.1	ND	100.0	ug/L	170%	*	70-130	6	20	10

ENTHALPY ANALYTICAL

Batch QC

Type:	Matrix Spike	Lab ID:	QC1327409	Batch:	391518
Matrix (Source ID):	Water (550066-001)	Method:	EPA 200.8	Prep Method:	EPA 3015A

QC1327409 Analyte	Result	Source Sample Result	Spiked	Units	Recovery	Qual	Limits	DF
Antimony	91.90	ND	100.0	ug/L	92%		70-130	10
Arsenic	101.7	ND	100.0	ug/L	102%		70-130	10
Barium	95.05	ND	100.0	ug/L	95%		70-130	10
Beryllium	93.87	ND	100.0	ug/L	94%		70-130	10
Boron	110.4	ND	100.0	ug/L	110%		70-130	10
Cadmium	84.24	ND	100.0	ug/L	84%		70-130	10
Chromium	96.48	ND	100.0	ug/L	96%		70-130	10
Cobalt	98.85	ND	100.0	ug/L	99%		70-130	10
Copper	109.8	ND	100.0	ug/L	110%		70-130	10
Lead	93.62	ND	100.0	ug/L	94%		70-130	10
Manganese	126.5	ND	100.0	ug/L	127%		70-130	10
Nickel	104.0	ND	100.0	ug/L	104%		70-130	10
Selenium	73.99	ND	100.0	ug/L	74%		70-130	10
Silver	42.87	ND	50.00	ug/L	86%		70-130	10
Thallium	93.00	ND	100.0	ug/L	93%		70-130	10
Tin	93.01	ND	100.0	ug/L	93%		70-130	10
Vanadium	98.42	ND	100.0	ug/L	98%		70-130	10
Zinc	475.0	382.7	100.0	ug/L	92%		70-130	10

Type:	Matrix Spike Duplicate	Lab ID:	QC1327410	Batch:	391518
Matrix (Source ID):	Water (550066-001)	Method:	EPA 200.8	Prep Method:	EPA 3015A

QC1327410 Analyte	Result	Source Sample Result	Spiked	Units	Recovery	Qual	Limits	RPD	RPD Lim	DF
Antimony	112.9	ND	100.0	ug/L	113%		70-130	21*	20	10
Arsenic	118.0	ND	100.0	ug/L	118%		70-130	15	20	10
Barium	121.5	ND	100.0	ug/L	121%		70-130	24*	20	10
Beryllium	105.3	ND	100.0	ug/L	105%		70-130	12	20	10
Boron	140.3	ND	100.0	ug/L	140%	*	70-130	24*	20	10
Cadmium	107.3	ND	100.0	ug/L	107%		70-130	24*	20	10
Chromium	117.5	ND	100.0	ug/L	118%		70-130	20	20	10
Cobalt	114.0	ND	100.0	ug/L	114%		70-130	14	20	10
Copper	126.2	ND	100.0	ug/L	126%		70-130	14	20	10
Lead	110.2	ND	100.0	ug/L	110%		70-130	16	20	10
Manganese	137.9	ND	100.0	ug/L	138%	*	70-130	9	20	10
Nickel	121.0	ND	100.0	ug/L	121%		70-130	15	20	10
Selenium	92.26	ND	100.0	ug/L	92%		70-130	22*	20	10
Silver	53.82	ND	50.00	ug/L	108%		70-130	23*	20	10
Thallium	111.8	ND	100.0	ug/L	112%		70-130	18	20	10
Tin	109.4	ND	100.0	ug/L	109%		70-130	16	20	10
Vanadium	116.5	ND	100.0	ug/L	116%		70-130	17	20	10
Zinc	526.7	382.7	100.0	ug/L	144%	*	70-130	10	20	10

ENTHALPY ANALYTICAL

Batch QC

Type: Blank	Lab ID: QC1327689	Batch: 391597
Matrix: Water	Method: EPA 245.1	Prep Method: EPA 245.1

QC1327689 Analyte	Result	Qual	Units	RL	MDL	Prepared	Analyzed
Mercury	ND		ug/L	0.40	0.089	01/05/26	01/05/26

Type: Lab Control Sample	Lab ID: QC1327690	Batch: 391597
Matrix: Water	Method: EPA 245.1	Prep Method: EPA 245.1

QC1327690 Analyte	Result	Spiked	Units	Recovery	Qual	Limits
Mercury	5.107	5.000	ug/L	102%		85-115

Type: Matrix Spike	Lab ID: QC1327691	Batch: 391597
Matrix (Source ID): Water (550096-002)	Method: EPA 245.1	Prep Method: EPA 245.1

QC1327691 Analyte	Result	Source Sample Result	Spiked	Units	Recovery	Qual	Limits	DF
Mercury	4.768	ND	5.000	ug/L	95%		75-125	1

Type: Matrix Spike Duplicate	Lab ID: QC1327692	Batch: 391597
Matrix (Source ID): Water (550096-002)	Method: EPA 245.1	Prep Method: EPA 245.1

QC1327692 Analyte	Result	Source Sample Result	Spiked	Units	Recovery	Qual	Limits	RPD	RPD Lim	DF
Mercury	4.794	ND	5.000	ug/L	96%		75-125	1	20	1

Type: Blank	Lab ID: QC1327020	Batch: 391413
Matrix: Water	Method: EPA 300.0	Prep Method: METHOD

QC1327020 Analyte	Result	Qual	Units	RL	MDL	Prepared	Analyzed
Fluoride	ND		mg/L	0.20	0.072	12/31/25 12:15	12/31/25 12:47
Chloride	ND		mg/L	1.0	0.27	12/31/25 12:15	12/31/25 12:47
Nitrogen, Nitrite	ND		mg/L	0.10	0.02	12/31/25 12:15	12/31/25 12:47
Bromide	ND		mg/L	0.30	0.060	12/31/25 12:15	12/31/25 12:47
Nitrogen, Nitrate	ND		mg/L	0.10	0.05	12/31/25 12:15	12/31/25 12:47
Sulfate	ND		mg/L	1.0	0.25	12/31/25 12:15	12/31/25 12:47

Type: Lab Control Sample	Lab ID: QC1327021	Batch: 391413
Matrix: Water	Method: EPA 300.0	Prep Method: METHOD

QC1327021 Analyte	Result	Spiked	Units	Recovery	Qual	Limits
Fluoride	9.639	10.00	mg/L	96%		90-110
Chloride	46.95	50.00	mg/L	94%		90-110
Nitrogen, Nitrite	4.569	4.567	mg/L	100%		90-110
Bromide	14.56	15.00	mg/L	97%		90-110
Nitrogen, Nitrate	4.402	4.518	mg/L	97%		90-110
Sulfate	24.68	25.00	mg/L	99%		90-110

ENTHALPY ANALYTICAL

Batch QC

Type:	Matrix Spike	Lab ID:	QC1327022	Batch:	391413
Matrix (Source ID):	Filtrate (549931-005)	Method:	EPA 300.0	Prep Method:	METHOD

QC1327022 Analyte	Result	Source Sample Result	Spiked	Units	Recovery	Qual	Limits	DF
Fluoride	9.493	ND	20.00	mg/L	47%	*	80-129	1
Chloride	182.2	87.55	100.0	mg/L	95%		80-123	1
Nitrogen, Nitrite	9.220	ND	9.134	mg/L	101%		80-122	1
Bromide	15.52	0.7692	15.00	mg/L	98%		80-121	1
Nitrogen, Nitrate	8.968	ND	9.036	mg/L	99%		80-123	1
Sulfate	49.47	ND	50.00	mg/L	99%		79-124	1

Type:	Matrix Spike Duplicate	Lab ID:	QC1327023	Batch:	391413
Matrix (Source ID):	Filtrate (549931-005)	Method:	EPA 300.0	Prep Method:	METHOD

QC1327023 Analyte	Result	Source Sample Result	Spiked	Units	Recovery	Qual	Limits	RPD	RPD Lim	DF
Fluoride	9.756	ND	20.00	mg/L	49%	*	80-129	3	21	1
Chloride	183.0	87.55	100.0	mg/L	95%		80-123	0	20	1
Nitrogen, Nitrite	9.301	ND	9.134	mg/L	102%		80-122	1	21	1
Bromide	15.60	0.7692	15.00	mg/L	99%		80-121	1	20	1
Nitrogen, Nitrate	9.051	ND	9.036	mg/L	100%		80-123	1	20	1
Sulfate	49.87	ND	50.00	mg/L	100%		79-124	1	20	1

Type:	Blank	Lab ID:	QC1327674	Batch:	391593
Matrix:	Water	Method:	EPA 350.1	Prep Method:	METHOD

QC1327674 Analyte	Result	Qual	Units	RL	MDL	Prepared	Analyzed
Ammonia-N	ND		mg/L	0.10	0.068	01/05/26	01/05/26

Type:	Lab Control Sample	Lab ID:	QC1327675	Batch:	391593
Matrix:	Water	Method:	EPA 350.1	Prep Method:	METHOD

QC1327675 Analyte	Result	Spiked	Units	Recovery	Qual	Limits
Ammonia-N	0.9693	1.000	mg/L	97%		90-110

Type:	Matrix Spike	Lab ID:	QC1327676	Batch:	391593
Matrix (Source ID):	Water (549813-002)	Method:	EPA 350.1	Prep Method:	METHOD

QC1327676 Analyte	Result	Source Sample Result	Spiked	Units	Recovery	Qual	Limits	DF
Ammonia-N	1.046	ND	1.000	mg/L	105%		90-110	1

ENTHALPY ANALYTICAL

Batch QC

Type:	Matrix Spike Duplicate	**Lab ID:**	QC1327677	**Batch:**	391593
Matrix (Source ID):	Water (549813-002)	**Method:**	EPA 350.1	**Prep Method:**	METHOD

QC1327677 Analyte	Result	Source Sample Result	Spiked	Units	Recovery	Qual	Limits	RPD	RPD Lim	DF
Ammonia-N	1.013	ND	1.000	mg/L	101%		90-110	3	20	1

Type:	Matrix Spike	**Lab ID:**	QC1327684	**Batch:**	391593
Matrix (Source ID):	Water (549813-006)	**Method:**	EPA 350.1	**Prep Method:**	METHOD

QC1327684 Analyte	Result	Source Sample Result	Spiked	Units	Recovery	Qual	Limits	DF
Ammonia-N	0.9370	ND	1.000	mg/L	94%		90-110	1

Type:	Matrix Spike Duplicate	**Lab ID:**	QC1327685	**Batch:**	391593
Matrix (Source ID):	Water (549813-006)	**Method:**	EPA 350.1	**Prep Method:**	METHOD

QC1327685 Analyte	Result	Source Sample Result	Spiked	Units	Recovery	Qual	Limits	RPD	RPD Lim	DF
Ammonia-N	0.9160	ND	1.000	mg/L	92%		90-110	2	20	1

Type:	Blank	**Lab ID:**	QC1330234	**Batch:**	392363
Matrix:	Water	**Method:**	EPA 420.1	**Prep Method:**	METHOD

QC1330234 Analyte	Result	Qual	Units	RL	MDL	Prepared	Analyzed
Total Phenolics	ND		mg/L	0.010	0.0065	01/13/26	01/13/26

Type:	Lab Control Sample	**Lab ID:**	QC1330235	**Batch:**	392363
Matrix:	Water	**Method:**	EPA 420.1	**Prep Method:**	METHOD

QC1330235 Analyte	Result	Spiked	Units	Recovery	Qual	Limits
Total Phenolics	0.08400	0.08000	mg/L	105%		80-120

Type:	Lab Control Sample Duplicate	**Lab ID:**	QC1330236	**Batch:**	392363
Matrix:	Water	**Method:**	EPA 420.1	**Prep Method:**	METHOD

QC1330236 Analyte	Result	Spiked	Units	Recovery	Qual	Limits	RPD	RPD Lim
Total Phenolics	0.08000	0.08000	mg/L	100%		80-120	5	20

ENTHALPY ANALYTICAL

Batch QC

Type: Blank	Lab ID: QC1327145	Batch: 391447
Matrix: Water		

QC1327145 Analyte	Result	Qual	Units	RL	MDL	Prepared	Analyzed
Method: EPA 625.1 Prep Method: EPA 3510C							
a-Terpineol	ND		ug/L	10	2.1	01/02/26	01/03/26
Pyridine	ND		ug/L	10	2.8	01/02/26	01/02/26
Phenol	ND		ug/L	10	2.1	01/02/26	01/02/26
2-Methylphenol	ND		ug/L	10	3.2	01/02/26	01/02/26
3-,4-Methylphenol	ND		ug/L	10	3.0	01/02/26	01/02/26
Benzoic acid	ND		ug/L	50	11	01/02/26	01/02/26
Naphthalene	ND		ug/L	10	3.6	01/02/26	01/02/26
Cresol	ND		ug/L	10		01/02/26	01/02/26
Method: EPA 8270C Prep Method: EPA 3510C							
Carbazole	ND		ug/L	10	2.8	01/02/26	01/02/26
N-Nitrosodimethylamine	ND		ug/L	10	2.9	01/02/26	01/02/26
Aniline	ND		ug/L	10	2.8	01/02/26	01/02/26
bis(2-Chloroethyl)ether	ND		ug/L	25	3.7	01/02/26	01/02/26
2-Chlorophenol	ND		ug/L	10	3.6	01/02/26	01/02/26
1,3-Dichlorobenzene	ND		ug/L	10	3.3	01/02/26	01/02/26
1,4-Dichlorobenzene	ND		ug/L	10	3.4	01/02/26	01/02/26
Benzyl alcohol	ND		ug/L	25	5.8	01/02/26	01/02/26
1,2-Dichlorobenzene	ND		ug/L	10	3.3	01/02/26	01/02/26
bis(2-Chloroisopropyl) ether	ND		ug/L	10	3.8	01/02/26	01/02/26
N-Nitroso-di-n-propylamine	ND		ug/L	10	3.9	01/02/26	01/02/26
Hexachloroethane	ND		ug/L	10	3.0	01/02/26	01/02/26
Nitrobenzene	ND		ug/L	25	8.4	01/02/26	01/02/26
Isophorone	ND		ug/L	10	3.7	01/02/26	01/02/26
2-Nitrophenol	ND		ug/L	10	5.4	01/02/26	01/02/26
2,4-Dimethylphenol	ND		ug/L	10	3.2	01/02/26	01/02/26
bis(2-Chloroethoxy)methane	ND		ug/L	10	3.7	01/02/26	01/02/26
2,4-Dichlorophenol	ND		ug/L	10	3.7	01/02/26	01/02/26
1,2,4-Trichlorobenzene	ND		ug/L	10	3.4	01/02/26	01/02/26
4-Chloroaniline	ND		ug/L	10	3.1	01/02/26	01/02/26
Hexachlorobutadiene	ND		ug/L	10	2.2	01/02/26	01/02/26
4-Chloro-3-methylphenol	ND		ug/L	10	3.6	01/02/26	01/02/26
2-Methylnaphthalene	ND		ug/L	10	3.4	01/02/26	01/02/26
Hexachlorocyclopentadiene	ND		ug/L	25	7.8	01/02/26	01/02/26
2,4,6-Trichlorophenol	ND		ug/L	10	4.1	01/02/26	01/02/26
2,4,5-Trichlorophenol	ND		ug/L	10	3.7	01/02/26	01/02/26
2-Chloronaphthalene	ND		ug/L	10	3.4	01/02/26	01/02/26
2-Nitroaniline	ND		ug/L	50	4.3	01/02/26	01/02/26
Dimethylphthalate	ND		ug/L	10	3.4	01/02/26	01/02/26
Acenaphthylene	ND		ug/L	10	3.9	01/02/26	01/02/26
2,6-Dinitrotoluene	ND		ug/L	10	4.4	01/02/26	01/02/26
3-Nitroaniline	ND		ug/L	10	4.0	01/02/26	01/02/26
Acenaphthene	ND		ug/L	10	3.2	01/02/26	01/02/26
2,4-Dinitrophenol	ND		ug/L	50	15	01/02/26	01/02/26
4-Nitrophenol	ND		ug/L	10	8.5	01/02/26	01/02/26

ENTHALPY ANALYTICAL

Batch QC

QC1327145 Analyte	Result	Qual	Units	RL	MDL	Prepared	Analyzed
Dibenzofuran	ND		ug/L	10	3.2	01/02/26	01/02/26
2,4-Dinitrotoluene	ND		ug/L	10	4.3	01/02/26	01/02/26
Diethylphthalate	ND		ug/L	10	2.9	01/02/26	01/02/26
Fluorene	ND		ug/L	10	3.1	01/02/26	01/02/26
4-Chlorophenyl-phenylether	ND		ug/L	10	3.1	01/02/26	01/02/26
4-Nitroaniline	ND		ug/L	10	3.3	01/02/26	01/02/26
4,6-Dinitro-2-methylphenol	ND		ug/L	50	17	01/02/26	01/02/26
N-Nitrosodiphenylamine	ND		ug/L	10	4.0	01/02/26	01/02/26
1,2-diphenylhydrazine (as azobenzene)	ND		ug/L	10	2.9	01/02/26	01/02/26
4-Bromophenyl-phenylether	ND		ug/L	10	3.3	01/02/26	01/02/26
Hexachlorobenzene	ND		ug/L	10	3.0	01/02/26	01/02/26
Pentachlorophenol	ND		ug/L	25	5.7	01/02/26	01/02/26
Phenanthrene	ND		ug/L	10	2.9	01/02/26	01/02/26
Anthracene	ND		ug/L	10	2.8	01/02/26	01/02/26
Di-n-butylphthalate	ND		ug/L	10	3.0	01/02/26	01/02/26
Fluoranthene	ND		ug/L	10	2.8	01/02/26	01/02/26
Benzidine	ND		ug/L	50	19	01/02/26	01/02/26
Pyrene	ND		ug/L	10	2.7	01/02/26	01/02/26
Butylbenzylphthalate	ND		ug/L	10	3.6	01/02/26	01/02/26
3,3'-Dichlorobenzidine	ND		ug/L	25	5.2	01/02/26	01/02/26
Benzo(a)anthracene	ND		ug/L	10	2.4	01/02/26	01/02/26
Chrysene	ND		ug/L	10	2.5	01/02/26	01/02/26
bis(2-Ethylhexyl)phthalate	ND		ug/L	10	3.3	01/02/26	01/02/26
Di-n-octylphthalate	ND		ug/L	10	4.7	01/02/26	01/02/26
Benzo(b)fluoranthene	ND		ug/L	10	3.0	01/02/26	01/02/26
Benzo(k)fluoranthene	ND		ug/L	10	3.1	01/02/26	01/02/26
Benzo(a)pyrene	ND		ug/L	10	3.1	01/02/26	01/02/26
Indeno(1,2,3-cd)pyrene	ND		ug/L	10	4.2	01/02/26	01/02/26
Dibenz(a,h)anthracene	ND		ug/L	10	4.2	01/02/26	01/02/26
Benzo(g,h,i)perylene	ND		ug/L	10	4.1	01/02/26	01/02/26
Surrogates				**Limits**			
2-Fluorophenol	42%		%REC	15-120		01/02/26	01/02/26
Phenol-d6	25%		%REC	15-120		01/02/26	01/02/26
2,4,6-Tribromophenol	82%		%REC	15-140		01/02/26	01/02/26
Nitrobenzene-d5	88%		%REC	15-123		01/02/26	01/02/26
2-Fluorobiphenyl	85%		%REC	15-120		01/02/26	01/02/26
Terphenyl-d14	81%		%REC	15-120		01/02/26	01/02/26

ENTHALPY ANALYTICAL

Batch QC

Type:	**Lab Control Sample**	**Lab ID:**	**QC1327147**	**Batch:**	**391447**
Matrix:	**Water**	**Method:**	**EPA 8270C**	**Prep Method:**	**EPA 3510C**

QC1327147 Analyte	Result	Spiked	Units	Recovery	Qual	Limits
Phenol	20.33	75.00	ug/L	27%		14-120
2-Chlorophenol	56.78	75.00	ug/L	76%		46-120
1,4-Dichlorobenzene	63.94	75.00	ug/L	85%		42-120
3-,4-Methylphenol	45.51	75.00	ug/L	61%		40-120
N-Nitroso-di-n-propylamine	68.13	75.00	ug/L	91%		54-121
2,4-Dimethylphenol	59.89	75.00	ug/L	80%		48-120
1,2,4-Trichlorobenzene	65.15	75.00	ug/L	87%		45-120
4-Chloro-3-methylphenol	64.72	75.00	ug/L	86%		60-121
2,4,5-Trichlorophenol	66.95	75.00	ug/L	89%		62-124
Acenaphthene	61.28	75.00	ug/L	82%		56-120
4-Nitrophenol	20.12	75.00	ug/L	27%		17-120
2,4-Dinitrotoluene	70.35	75.00	ug/L	94%		69-127
Pentachlorophenol	53.88	75.00	ug/L	72%		51-120
Pyrene	63.61	75.00	ug/L	85%		68-123
Chrysene	63.50	75.00	ug/L	85%		66-120
Benzo(b)fluoranthene	68.14	75.00	ug/L	91%		67-120
Surrogates						
2-Fluorophenol	16.32	40.00	ug/L	41%		15-120
Phenol-d6	9.936	40.00	ug/L	25%		15-120
2,4,6-Tribromophenol	33.37	40.00	ug/L	83%		15-140
Nitrobenzene-d5	35.10	40.00	ug/L	88%		15-123
2-Fluorobiphenyl	32.74	40.00	ug/L	82%		15-120
Terphenyl-d14	33.98	40.00	ug/L	85%		15-120

ENTHALPY ANALYTICAL

Batch QC

Type:	**Lab Control Sample Duplicate**	**Lab ID:**	**QC1327148**	**Batch:**	**391447**
Matrix:	**Water**	**Method:**	**EPA 8270C**	**Prep Method:**	**EPA 3510C**

QC1327148 Analyte	Result	Spiked	Units	Recovery	Qual	Limits	RPD	RPD Lim
Phenol	22.00	75.00	ug/L	29%		14-120	8	52
2-Chlorophenol	59.73	75.00	ug/L	80%		46-120	5	52
1,4-Dichlorobenzene	66.86	75.00	ug/L	89%		42-120	4	53
3-,4-Methylphenol	47.98	75.00	ug/L	64%		40-120	5	51
N-Nitroso-di-n-propylamine	71.70	75.00	ug/L	96%		54-121	5	52
2,4-Dimethylphenol	63.30	75.00	ug/L	84%		48-120	6	52
1,2,4-Trichlorobenzene	68.19	75.00	ug/L	91%		45-120	5	54
4-Chloro-3-methylphenol	68.55	75.00	ug/L	91%		60-121	6	47
2,4,5-Trichlorophenol	69.93	75.00	ug/L	93%		62-124	4	46
Acenaphthene	62.58	75.00	ug/L	83%		56-120	2	46
4-Nitrophenol	21.79	75.00	ug/L	29%		17-120	8	44
2,4-Dinitrotoluene	74.39	75.00	ug/L	99%		69-127	6	40
Pentachlorophenol	56.45	75.00	ug/L	75%		51-120	5	42
Pyrene	67.92	75.00	ug/L	91%		68-123	7	39
Chrysene	66.51	75.00	ug/L	89%		66-120	5	38
Benzo(b)fluoranthene	71.49	75.00	ug/L	95%		67-120	5	39
Surrogates								
2-Fluorophenol	17.25	40.00	ug/L	43%		15-120		
Phenol-d6	10.67	40.00	ug/L	27%		15-120		
2,4,6-Tribromophenol	34.78	40.00	ug/L	87%		15-140		
Nitrobenzene-d5	36.50	40.00	ug/L	91%		15-123		
2-Fluorobiphenyl	33.76	40.00	ug/L	84%		15-120		
Terphenyl-d14	36.21	40.00	ug/L	91%		15-120		

ENTHALPY ANALYTICAL

Batch QC

Type: Blank	Lab ID: QC1327621	Batch: 391575
Matrix: Water		

QC1327621 Analyte	Result	Qual	Units	RL	MDL	Prepared	Analyzed
Method: EPA 8081A Prep Method: EPA 3510C							
alpha-BHC	ND		ug/L	0.05	0.01	01/04/26	01/04/26
beta-BHC	ND		ug/L	0.05	0.01	01/04/26	01/04/26
gamma-BHC	ND		ug/L	0.05	0.009	01/04/26	01/04/26
delta-BHC	ND		ug/L	0.05	0.01	01/04/26	01/04/26
Heptachlor	ND		ug/L	0.05	0.01	01/04/26	01/04/26
Aldrin	ND		ug/L	0.05	0.01	01/04/26	01/04/26
Heptachlor epoxide	ND		ug/L	0.05	0.01	01/04/26	01/04/26
Endosulfan I	ND		ug/L	0.05	0.01	01/04/26	01/04/26
Dieldrin	ND		ug/L	0.1	0.01	01/04/26	01/04/26
4,4'-DDE	ND		ug/L	0.1	0.01	01/04/26	01/04/26
Endrin	ND		ug/L	0.1	0.01	01/04/26	01/04/26
Endosulfan II	ND		ug/L	0.1	0.02	01/04/26	01/04/26
Endosulfan sulfate	ND		ug/L	0.1	0.01	01/04/26	01/04/26
4,4'-DDD	ND		ug/L	0.1	0.01	01/04/26	01/04/26
Endrin aldehyde	ND		ug/L	0.1	0.02	01/04/26	01/04/26
Endrin ketone	ND		ug/L	0.1	0.02	01/04/26	01/04/26
4,4'-DDT	ND		ug/L	0.1	0.04	01/04/26	01/04/26
Methoxychlor	ND		ug/L	0.1	0.03	01/04/26	01/04/26
Toxaphene	ND		ug/L	2.0	0.4	01/04/26	01/04/26
Chlordane (Technical)	ND		ug/L	1.0	0.2	01/04/26	01/04/26
Surrogates				**Limits**			
TCMX	67%		%REC	29-120		01/04/26	01/04/26
Decachlorobiphenyl	99%		%REC	33-132		01/04/26	01/04/26
Method: EPA 8082 Prep Method: EPA 3510C							
Aroclor-1016	ND		ug/L	0.50	0.30	01/04/26	01/04/26
Aroclor-1221	ND		ug/L	0.50	0.47	01/04/26	01/04/26
Aroclor-1232	ND		ug/L	0.50	0.27	01/04/26	01/04/26
Aroclor-1242	ND		ug/L	0.50	0.29	01/04/26	01/04/26
Aroclor-1248	ND		ug/L	0.50	0.24	01/04/26	01/04/26
Aroclor-1254	ND		ug/L	0.50	0.27	01/04/26	01/04/26
Aroclor-1260	ND		ug/L	0.50	0.33	01/04/26	01/04/26
Aroclor-1262	ND		ug/L	0.50	0.29	01/04/26	01/04/26
Aroclor-1268	ND		ug/L	0.50	0.26	01/04/26	01/04/26
Surrogates				**Limits**			
Decachlorobiphenyl (PCB)	86%		%REC	28-138		01/04/26	01/04/26

ENTHALPY ANALYTICAL

Batch QC

Type:	**Lab Control Sample**	**Lab ID:**	**QC1327622**	**Batch:**	**391575**
Matrix:	**Water**	**Method:**	**EPA 8081A**	**Prep Method:**	**EPA 3510C**

QC1327622 Analyte	Result	Spiked	Units	Recovery	Qual	Limits
alpha-BHC	0.4389	0.5000	ug/L	88%		66-121
beta-BHC	0.4595	0.5000	ug/L	92%		73-120
gamma-BHC	0.4806	0.5000	ug/L	96%		68-125
delta-BHC	0.4478	0.5000	ug/L	90%		68-131
Heptachlor	0.4172	0.5000	ug/L	83%		63-120
Aldrin	0.4172	0.5000	ug/L	83%		56-120
Heptachlor epoxide	0.3979	0.5000	ug/L	80%		65-120
Endosulfan I	0.4450	0.5000	ug/L	89%		68-124
Dieldrin	0.4132	0.5000	ug/L	83%		66-124
4,4'-DDE	0.4235	0.5000	ug/L	85%		67-131
Endrin	0.4194	0.5000	ug/L	84%		68-135
Endosulfan II	0.4472	0.5000	ug/L	89%		71-130
Endosulfan sulfate	0.3806	0.5000	ug/L	76%	#	68-128
4,4'-DDD	0.4021	0.5000	ug/L	80%		65-130
Endrin aldehyde	0.3974	0.5000	ug/L	79%		67-124
Endrin ketone	0.4039	0.5000	ug/L	81%	#	69-137
4,4'-DDT	0.4195	0.5000	ug/L	84%		65-136
Methoxychlor	0.4186	0.5000	ug/L	84%	#	69-150
Surrogates						
TCMX	0.3633	0.5000	ug/L	73%		29-120
Decachlorobiphenyl	0.4944	0.5000	ug/L	99%		33-132

ENTHALPY ANALYTICAL

Batch QC

Type:	Lab Control Sample Duplicate	Lab ID:	QC1327623	Batch:	391575
Matrix:	Water	Method:	EPA 8081A	Prep Method:	EPA 3510C

QC1327623 Analyte	Result	Spiked	Units	Recovery	Qual	Limits	RPD	RPD Lim
alpha-BHC	0.4372	0.5000	ug/L	87%		66-121	0	20
beta-BHC	0.4553	0.5000	ug/L	91%		73-120	1	20
gamma-BHC	0.4773	0.5000	ug/L	95%		68-125	1	20
delta-BHC	0.4459	0.5000	ug/L	89%		68-131	0	20
Heptachlor	0.4135	0.5000	ug/L	83%		63-120	1	24
Aldrin	0.4176	0.5000	ug/L	84%		56-120	0	30
Heptachlor epoxide	0.3991	0.5000	ug/L	80%		65-120	0	20
Endosulfan I	0.4479	0.5000	ug/L	90%		68-124	1	20
Dieldrin	0.4196	0.5000	ug/L	84%		66-124	2	22
4,4'-DDE	0.4255	0.5000	ug/L	85%		67-131	0	21
Endrin	0.4201	0.5000	ug/L	84%		68-135	0	20
Endosulfan II	0.4471	0.5000	ug/L	89%		71-130	0	21
Endosulfan sulfate	0.3742	0.5000	ug/L	75%	#	68-128	2	21
4,4'-DDD	0.4029	0.5000	ug/L	81%		65-130	0	22
Endrin aldehyde	0.3938	0.5000	ug/L	79%		67-124	1	20
Endrin ketone	0.3942	0.5000	ug/L	79%	#	69-137	2	21
4,4'-DDT	0.4257	0.5000	ug/L	85%		65-136	1	23
Methoxychlor	0.4165	0.5000	ug/L	83%	#	69-150	0	23
Surrogates								
TCMX	0.3731	0.5000	ug/L	75%		29-120		
Decachlorobiphenyl	0.4983	0.5000	ug/L	100%		33-132		

Type:	Lab Control Sample	Lab ID:	QC1327624	Batch:	391575
Matrix:	Water	Method:	EPA 8082	Prep Method:	EPA 3510C

QC1327624 Analyte	Result	Spiked	Units	Recovery	Qual	Limits
Aroclor-1016	4.471	5.000	ug/L	89%		69-120
Aroclor-1260	4.242	5.000	ug/L	85%		72-124
Surrogates						
Decachlorobiphenyl (PCB)	0.4146	0.5000	ug/L	83%		28-138

Type:	Lab Control Sample Duplicate	Lab ID:	QC1327625	Batch:	391575
Matrix:	Water	Method:	EPA 8082	Prep Method:	EPA 3510C

QC1327625 Analyte	Result	Spiked	Units	Recovery	Qual	Limits	RPD	RPD Lim
Aroclor-1016	4.630	5.000	ug/L	93%		69-120	3	22
Aroclor-1260	4.380	5.000	ug/L	88%		72-124	3	25
Surrogates								
Decachlorobiphenyl (PCB)	0.4080	0.5000	ug/L	82%		28-138		

ENTHALPY ANALYTICAL

Batch QC

Type:	**Lab Control Sample**	**Lab ID:**	**QC1327212**	**Batch:**	**391466**
Matrix:	**Water**	**Method:**	**EPA 8260B**	**Prep Method:**	**EPA 5030B**

QC1327212 Analyte	Result	Spiked	Units	Recovery	Qual	Limits
1,1-Dichloroethene	50.04	50.00	ug/L	100%		69-128
MTBE	47.00	50.00	ug/L	94%		66-125
Benzene	45.15	50.00	ug/L	90%		76-121
Trichloroethene	46.94	50.00	ug/L	94%		76-124
Toluene	44.74	50.00	ug/L	89%		76-120
Chlorobenzene	47.31	50.00	ug/L	95%		78-120
Surrogates						
Dibromofluoromethane	52.21	50.00	ug/L	104%		70-130
1,2-Dichloroethane-d4	52.99	50.00	ug/L	106%		70-130
Toluene-d8	51.04	50.00	ug/L	102%		70-130
Bromofluorobenzene	46.37	50.00	ug/L	93%		70-130

ENTHALPY ANALYTICAL

Batch QC

Type:	**Blank**	**Lab ID:**	**QC1327216**	**Batch:**	**391466**
Matrix:	**Water**	**Method:**	**EPA 8260B**	**Prep Method:**	**EPA 5030B**

QC1327216 Analyte	Result	Qual	Units	RL	MDL	Prepared	Analyzed
Carbon Disulfide	ND		ug/L	5.0	0.1	01/02/26	01/02/26
Chloroprene	ND		ug/L	200	2.7	01/02/26	01/02/26
3-Chloropropene	ND		ug/L	5.0	0.2	01/02/26	01/02/26
Ethyl methacrylate	ND		ug/L	50	3.9	01/02/26	01/02/26
Ethanol	ND		ug/L	500	160	01/02/26	01/02/26
2-Hexanone	ND		ug/L	5.0	1.3	01/02/26	01/02/26
Isopropanol (IPA)	ND		ug/L	200	96	01/02/26	01/02/26
Methyl acrylonitrile	ND		ug/L	35	4.2	01/02/26	01/02/26
Vinyl Acetate	ND		ug/L	50	3.2	01/02/26	01/02/26
Acrolein	ND		ug/L	200	2.6	01/02/26	01/02/26
Acrylonitrile	ND		ug/L	10	0.7	01/02/26	01/02/26
Freon 12	ND		ug/L	5.0	0.2	01/02/26	01/02/26
Chloromethane	ND		ug/L	5.0	0.09	01/02/26	01/02/26
Vinyl Chloride	ND		ug/L	5.0	0.1	01/02/26	01/02/26
Bromomethane	ND		ug/L	5.0	0.1	01/02/26	01/02/26
Chloroethane	ND		ug/L	5.0	0.1	01/02/26	01/02/26
Trichlorofluoromethane	ND		ug/L	5.0	0.1	01/02/26	01/02/26
Iodomethane	ND		ug/L	5.0		01/02/26	01/02/26
Acetone	ND		ug/L	100	14	01/02/26	01/02/26
Freon 113	ND		ug/L	5.0	0.1	01/02/26	01/02/26
1,1-Dichloroethene	ND		ug/L	5.0	0.1	01/02/26	01/02/26
Methylene Chloride	ND		ug/L	10	0.2	01/02/26	01/02/26
MTBE	ND		ug/L	5.0	0.1	01/02/26	01/02/26
trans-1,2-Dichloroethene	ND		ug/L	5.0	0.1	01/02/26	01/02/26
1,1-Dichloroethane	ND		ug/L	5.0	0.09	01/02/26	01/02/26
2-Butanone	ND		ug/L	10	1.3	01/02/26	01/02/26
cis-1,2-Dichloroethene	ND		ug/L	5.0	0.1	01/02/26	01/02/26
2,2-Dichloropropane	ND		ug/L	5.0	0.2	01/02/26	01/02/26
Chloroform	ND		ug/L	5.0	0.08	01/02/26	01/02/26
Bromochloromethane	ND		ug/L	5.0	0.1	01/02/26	01/02/26
1,1,1-Trichloroethane	ND		ug/L	5.0	0.1	01/02/26	01/02/26
1,1-Dichloropropene	ND		ug/L	5.0	0.1	01/02/26	01/02/26
Carbon Tetrachloride	ND		ug/L	5.0	0.1	01/02/26	01/02/26
1,2-Dichloroethane	ND		ug/L	5.0	0.2	01/02/26	01/02/26
Benzene	ND		ug/L	1.0	0.1	01/02/26	01/02/26
Trichloroethene	ND		ug/L	5.0	0.1	01/02/26	01/02/26
1,2-Dichloropropane	ND		ug/L	5.0	0.09	01/02/26	01/02/26
Bromodichloromethane	ND		ug/L	5.0	0.07	01/02/26	01/02/26
Dibromomethane	ND		ug/L	5.0	0.1	01/02/26	01/02/26
4-Methyl-2-Pentanone	ND		ug/L	5.0	1.0	01/02/26	01/02/26
cis-1,3-Dichloropropene	ND		ug/L	5.0	0.1	01/02/26	01/02/26
Toluene	0.1	J	ug/L	5.0	0.1	01/02/26	01/02/26
trans-1,3-Dichloropropene	ND		ug/L	5.0	0.09	01/02/26	01/02/26
1,1,2-Trichloroethane	ND		ug/L	5.0	0.1	01/02/26	01/02/26
1,3-Dichloropropane	ND		ug/L	5.0	0.07	01/02/26	01/02/26
Tetrachloroethene	ND		ug/L	5.0	0.2	01/02/26	01/02/26
Dibromochloromethane	ND		ug/L	5.0	0.1	01/02/26	01/02/26

ENTHALPY ANALYTICAL

Batch QC

QC1327216 Analyte	Result	Qual	Units	RL	MDL	Prepared	Analyzed
1,2-Dibromoethane	ND		ug/L	5.0	0.1	01/02/26	01/02/26
Chlorobenzene	ND		ug/L	5.0	0.1	01/02/26	01/02/26
1,1,1,2-Tetrachloroethane	ND		ug/L	5.0	0.07	01/02/26	01/02/26
Ethylbenzene	ND		ug/L	5.0	0.1	01/02/26	01/02/26
m,p-Xylenes	ND		ug/L	5.0	0.2	01/02/26	01/02/26
o-Xylene	ND		ug/L	5.0	0.1	01/02/26	01/02/26
Styrene	ND		ug/L	5.0	0.1	01/02/26	01/02/26
Bromoform	ND		ug/L	5.0	0.06	01/02/26	01/02/26
Isopropylbenzene	ND		ug/L	5.0	0.1	01/02/26	01/02/26
1,1,2,2-Tetrachloroethane	ND		ug/L	5.0	0.1	01/02/26	01/02/26
1,2,3-Trichloropropane	ND		ug/L	5.0	0.3	01/02/26	01/02/26
Propylbenzene	ND		ug/L	5.0	0.1	01/02/26	01/02/26
Bromobenzene	ND		ug/L	5.0	0.1	01/02/26	01/02/26
1,3,5-Trimethylbenzene	ND		ug/L	5.0	0.1	01/02/26	01/02/26
2-Chlorotoluene	ND		ug/L	5.0	0.1	01/02/26	01/02/26
4-Chlorotoluene	ND		ug/L	5.0	0.2	01/02/26	01/02/26
tert-Butylbenzene	ND		ug/L	5.0	0.1	01/02/26	01/02/26
1,2,4-Trimethylbenzene	ND		ug/L	5.0	0.1	01/02/26	01/02/26
sec-Butylbenzene	ND		ug/L	5.0	0.2	01/02/26	01/02/26
para-Isopropyl Toluene	ND		ug/L	5.0	0.2	01/02/26	01/02/26
1,3-Dichlorobenzene	ND		ug/L	5.0	0.1	01/02/26	01/02/26
1,4-Dichlorobenzene	ND		ug/L	5.0	0.2	01/02/26	01/02/26
n-Butylbenzene	ND		ug/L	5.0	0.1	01/02/26	01/02/26
1,2-Dichlorobenzene	ND		ug/L	5.0	0.1	01/02/26	01/02/26
1,2-Dibromo-3-Chloropropane	ND		ug/L	5.0	0.6	01/02/26	01/02/26
1,2,4-Trichlorobenzene	ND		ug/L	5.0	0.3	01/02/26	01/02/26
Hexachlorobutadiene	ND		ug/L	5.0	0.3	01/02/26	01/02/26
1,2,3-Trichlorobenzene	ND		ug/L	5.0	0.3	01/02/26	01/02/26
cis-1,4-Dichloro-2-butene	ND		ug/L	5.0	0.3	01/02/26	01/02/26
trans-1,4-Dichloro-2-butene	ND		ug/L	5.0	0.3	01/02/26	01/02/26
Xylene (total)	ND		ug/L	5.0		01/02/26	01/02/26
Surrogates				**Limits**			
Dibromofluoromethane	101%		%REC	70-130		01/02/26	01/02/26
1,2-Dichloroethane-d4	102%		%REC	70-130		01/02/26	01/02/26
Toluene-d8	100%		%REC	70-130		01/02/26	01/02/26
Bromofluorobenzene	93%		%REC	70-130		01/02/26	01/02/26

ENTHALPY ANALYTICAL

Batch QC

Type:	Matrix Spike	Lab ID:	QC1327308	Batch:	391466
Matrix (Source ID):	Water (549974-001)	Method:	EPA 8260B	Prep Method:	EPA 5030B

QC1327308 Analyte	Result	Source Sample Result	Spiked	Units	Recovery	Qual	Limits	DF
1,1-Dichloroethene	22.87	0.1531	20.00	ug/L	114%		62-131	1
MTBE	22.58	ND	20.00	ug/L	113%		61-124	1
Benzene	20.88	ND	20.00	ug/L	104%		70-123	1
Trichloroethene	21.73	0.2799	20.00	ug/L	107%		65-131	1
Toluene	20.13	ND	20.00	ug/L	101%		69-120	1
Chlorobenzene	21.65	ND	20.00	ug/L	108%		72-121	1
Surrogates								
Dibromofluoromethane	52.16		50.00	ug/L	104%		70-130	1
1,2-Dichloroethane-d4	52.38		50.00	ug/L	105%		70-130	1
Toluene-d8	50.05		50.00	ug/L	100%		70-130	1
Bromofluorobenzene	46.34		50.00	ug/L	93%		70-130	1

Type:	Matrix Spike Duplicate	Lab ID:	QC1327309	Batch:	391466
Matrix (Source ID):	Water (549974-001)	Method:	EPA 8260B	Prep Method:	EPA 5030B

QC1327309 Analyte	Result	Source Sample Result	Spiked	Units	Recovery	Qual	Limits	RPD	RPD Lim	DF
1,1-Dichloroethene	21.40	0.1531	20.00	ug/L	106%		62-131	7	31	1
MTBE	21.38	ND	20.00	ug/L	107%		61-124	5	30	1
Benzene	19.45	ND	20.00	ug/L	97%		70-123	7	31	1
Trichloroethene	19.67	0.2799	20.00	ug/L	97%		65-131	10	31	1
Toluene	18.46	ND	20.00	ug/L	92%		69-120	9	29	1
Chlorobenzene	20.37	ND	20.00	ug/L	102%		72-121	6	29	1
Surrogates										
Dibromofluoromethane	53.54		50.00	ug/L	107%		70-130			1
1,2-Dichloroethane-d4	53.14		50.00	ug/L	106%		70-130			1
Toluene-d8	49.45		50.00	ug/L	99%		70-130			1
Bromofluorobenzene	45.42		50.00	ug/L	91%		70-130			1

Type:	Blank	Lab ID:	QC1327197	Batch:	391462
Matrix:	Water	Method:	EPA 8270C-SIM	Prep Method:	EPA 3535

QC1327197 Analyte	Result	Qual	Units	RL	MDL	Prepared	Analyzed
1,4-Dioxane	ND		ug/L	1.0	0.87	01/02/26	01/08/26
Surrogates				**Limits**			
1,4-Dioxane-d8 (SUR)	91%		%REC	80-120		01/02/26	01/08/26

ENTHALPY ANALYTICAL

Batch QC

Type:	Lab Control Sample	Lab ID:	QC1327198	Batch:	391462
Matrix:	Water	Method:	EPA 8270C-SIM	Prep Method:	EPA 3535

QC1327198 Analyte	Result	Spiked	Units	Recovery	Qual	Limits
1,4-Dioxane	11.52	10.00	ug/L	115%		79-120
Surrogates						
1,4-Dioxane-d8 (SUR)	9.848	10.00	ug/L	98%		80-120

Type:	Lab Control Sample Duplicate	Lab ID:	QC1327199	Batch:	391462
Matrix:	Water	Method:	EPA 8270C-SIM	Prep Method:	EPA 3535

QC1327199 Analyte	Result	Spiked	Units	Recovery	Qual	Limits	RPD	RPD Lim
1,4-Dioxane	10.34	10.00	ug/L	103%		79-120	11	20
Surrogates								
1,4-Dioxane-d8 (SUR)	9.817	10.00	ug/L	98%		80-120		

Type:	Blank	Lab ID:	QC1327325	Batch:	391494
Matrix:	Water	Method:	SM 4500-CN-E	Prep Method:	METHOD

QC1327325 Analyte	Result	Qual	Units	RL	MDL	Prepared	Analyzed
Cyanide	ND		mg/L	0.0050	0.0017	01/02/26	01/05/26

Type:	Lab Control Sample	Lab ID:	QC1327326	Batch:	391494
Matrix:	Water	Method:	SM 4500-CN-E	Prep Method:	METHOD

QC1327326 Analyte	Result	Spiked	Units	Recovery	Qual	Limits
Cyanide	0.1017	0.1000	mg/L	102%		85-115

Type:	Matrix Spike	Lab ID:	QC1327327	Batch:	391494
Matrix (Source ID):	Water (549776-004)	Method:	SM 4500-CN-E	Prep Method:	METHOD

QC1327327 Analyte	Result	Source Sample Result	Spiked	Units	Recovery	Qual	Limits	DF
Cyanide	0.1055	ND	0.1000	mg/L	105%		80-120	0.5

Type:	Matrix Spike Duplicate	Lab ID:	QC1327328	Batch:	391494
Matrix (Source ID):	Water (549776-004)	Method:	SM 4500-CN-E	Prep Method:	METHOD

QC1327328 Analyte	Result	Source Sample Result	Spiked	Units	Recovery	Qual	Limits	RPD	RPD Lim	DF
Cyanide	0.1050	ND	0.1000	mg/L	105%		80-120	0	20	0.5

ENTHALPY ANALYTICAL

Batch QC

Type:	Blank	**Lab ID:**	QC1327441	**Batch:**	391530
Matrix:	Water	**Method:**	SM 4500-S2-D	**Prep Method:**	METHOD

QC1327441 Analyte	Result	Qual	Units	RL	MDL	Prepared	Analyzed
Sulfide	ND		mg/L	0.10		01/03/26	01/03/26

Type:	Lab Control Sample	**Lab ID:**	QC1327442	**Batch:**	391530
Matrix:	Water	**Method:**	SM 4500-S2-D	**Prep Method:**	METHOD

QC1327442 Analyte	Result	Spiked	Units	Recovery	Qual	Limits
Sulfide	0.9000	1.000	mg/L	90%		90-110

Type:	Matrix Spike	**Lab ID:**	QC1327445	**Batch:**	391530
Matrix (Source ID):	Drinking Water (549874-004)	**Method:**	SM 4500-S2-D	**Prep Method:**	METHOD

QC1327445 Analyte	Result	Source Sample Result	Spiked	Units	Recovery	Qual	Limits	DF
Sulfide	0.9000	ND	1.000	mg/L	90%		80-120	1

Type:	Matrix Spike Duplicate	**Lab ID:**	QC1327446	**Batch:**	391530
Matrix (Source ID):	Drinking Water (549874-004)	**Method:**	SM 4500-S2-D	**Prep Method:**	METHOD

QC1327446 Analyte	Result	Source Sample Result	Spiked	Units	Recovery	Qual	Limits	RPD	RPD Lim	DF
Sulfide	0.9000	ND	1.000	mg/L	90%		80-120	0	20	1

Type:	Blank	**Lab ID:**	QC1327416	**Batch:**	391521
Matrix:	Water	**Method:**	SM 5310B	**Prep Method:**	SM 5310B

QC1327416 Analyte	Result	Qual	Units	RL	MDL	Prepared	Analyzed
Total Organic Carbon	ND		mg/L	1.0	0.49	01/03/26	01/03/26

Type:	Lab Control Sample	**Lab ID:**	QC1327417	**Batch:**	391521
Matrix:	Water	**Method:**	SM 5310B	**Prep Method:**	SM 5310B

QC1327417 Analyte	Result	Spiked	Units	Recovery	Qual	Limits
Total Organic Carbon	24.63	25.00	mg/L	99%		85-115

Type:	Matrix Spike	**Lab ID:**	QC1327418	**Batch:**	391521
Matrix (Source ID):	Water (550065-001)	**Method:**	SM 5310B	**Prep Method:**	SM 5310B

QC1327418 Analyte	Result	Source Sample Result	Spiked	Units	Recovery	Qual	Limits	DF
Total Organic Carbon	38.47	10.66	25.00	mg/L	111%		75-125	1

ENTHALPY ANALYTICAL

Batch QC

Type:	**Matrix Spike Duplicate**	**Lab ID:**	**QC1327419**	**Batch:**	**391521**
Matrix (Source ID):	**Water (550065-001)**	**Method:**	**SM 5310B**	**Prep Method:**	**SM 5310B**

QC1327419 Analyte	Result	Source Sample Result	Spiked	Units	Recovery	Qual	Limits	RPD	RPD Lim	DF
Total Organic Carbon	37.55	10.66	25.00	mg/L	108%		75-125	2	25	1

Type:	**Sample Duplicate**	**Lab ID:**	**QC1327319**	**Batch:**	**391491**
Matrix (Source ID):	**Water (550032-002)**	**Method:**	**SM2130B**		

QC1327319 Analyte	Result	Source Sample Result	Units	Qual	RPD	RPD Lim	DF
Turbidity	228.0	232.0	NTU		2	20	1

Type:	**Blank**	**Lab ID:**	**QC1328059**	**Batch:**	**391737**
Matrix:	**Water**	**Method:**	**SM2320B**	**Prep Method:**	**METHOD**

QC1328059 Analyte	Result	Qual	Units	RL	MDL	Prepared	Analyzed
Bicarbonate	ND		mg/L	2.4		01/06/26	01/06/26
Alkalinity, Total as CaCO3	ND		mg/L	2.0		01/06/26	01/06/26

Type:	**Lab Control Sample**	**Lab ID:**	**QC1328060**	**Batch:**	**391737**
Matrix:	**Water**	**Method:**	**SM2320B**	**Prep Method:**	**METHOD**

QC1328060 Analyte	Result	Spiked	Units	Recovery	Qual	Limits
Alkalinity, Total as CaCO3	941.6	1000	mg/L	94%		90-110

Type:	**Sample Duplicate**	**Lab ID:**	**QC1328061**	**Batch:**	**391737**
Matrix (Source ID):	**Water (550068-001)**	**Method:**	**SM2320B**	**Prep Method:**	**METHOD**

QC1328061 Analyte	Result	Source Sample Result	Units	Qual	RPD	RPD Lim	DF
Bicarbonate	140.0	138.4	mg/L		1	20	2.5
Alkalinity, Total as CaCO3	114.8	113.4	mg/L		1	20	2.5

Type:	**Sample Duplicate**	**Lab ID:**	**QC1327608**	**Batch:**	**391572**
Matrix (Source ID):	**Water (550065-001)**	**Method:**	**SM2510B**	**Prep Method:**	**METHOD**

QC1327608 Analyte	Result	Source Sample Result	Units	Qual	RPD	RPD Lim	DF
Specific Conductance	591.8	592.1	umhos/cm		0	20	1

ENTHALPY ANALYTICAL

Batch QC

Type: Blank	Lab ID: QC1327604	Batch: 391571
Matrix: Water	Method: SM2540C	Prep Method: METHOD

QC1327604 Analyte	Result	Qual	Units	RL	MDL	Prepared	Analyzed
Total Dissolved Solids	ND		mg/L	10		01/04/26	01/05/26

Type: Lab Control Sample	Lab ID: QC1327605	Batch: 391571
Matrix: Water	Method: SM2540C	Prep Method: METHOD

QC1327605 Analyte	Result	Spiked	Units	Recovery	Qual	Limits
Total Dissolved Solids	1,033	1000	mg/L	103%		90-110

Type: Sample Duplicate	Lab ID: QC1327606	Batch: 391571
Matrix (Source ID): Water (550007-001)	Method: SM2540C	Prep Method: METHOD

QC1327606 Analyte	Result	Source Sample Result	Units	Qual	RPD	RPD Lim	DF
Total Dissolved Solids	334.0	358.0	mg/L		7*	5	2

Type: Sample Duplicate	Lab ID: QC1327607	Batch: 391571
Matrix (Source ID): Water (550065-001)	Method: SM2540C	Prep Method: METHOD

QC1327607 Analyte	Result	Source Sample Result	Units	Qual	RPD	RPD Lim	DF
Total Dissolved Solids	382.0	390.0	mg/L		2	5	2

Type: Blank	Lab ID: QC1327387	Batch: 391513
Matrix: Water	Method: SM2540D	Prep Method: METHOD

QC1327387 Analyte	Result	Qual	Units	RL	MDL	Prepared	Analyzed
Total Suspended Solids	ND		mg/L	0.5		01/02/26	01/05/26

Type: Lab Control Sample	Lab ID: QC1327388	Batch: 391513
Matrix: Water	Method: SM2540D	Prep Method: METHOD

QC1327388 Analyte	Result	Spiked	Units	Recovery	Qual	Limits
Total Suspended Solids	100.6	100.0	mg/L	101%		90-110

Type: Lab Control Sample Duplicate	Lab ID: QC1327389	Batch: 391513
Matrix: Water	Method: SM2540D	Prep Method: METHOD

QC1327389 Analyte	Result	Spiked	Units	Recovery	Qual	Limits	RPD	RPD Lim
Total Suspended Solids	99.25	100.0	mg/L	99%		90-110	1	5

ENTHALPY ANALYTICAL

Batch QC

Type:	Sample Duplicate	Lab ID:	QC1327390	Batch:	391513
Matrix (Source ID):	Water (549862-003)	Method:	SM2540D	Prep Method:	METHOD

QC1327390 Analyte	Result	Source Sample Result	Units	Qual	RPD	RPD Lim	DF
Total Suspended Solids	735.0	550.0	mg/L		29*	5	1

Type:	Sample Duplicate	Lab ID:	QC1327391	Batch:	391513
Matrix (Source ID):	Water (550025-001)	Method:	SM2540D	Prep Method:	METHOD

QC1327391 Analyte	Result	Source Sample Result	Units	Qual	RPD	RPD Lim	DF
Total Suspended Solids	595.0	612.5	mg/L		3	5	1

Type:	Blank	Lab ID:	QC1327168	Batch:	391455
Matrix:	Water	Method:	SM5210B	Prep Method:	METHOD

QC1327168 Analyte	Result	Qual	Units	RL	MDL	Prepared	Analyzed
Biochemical Oxygen Demand	ND		mg/L	3.0		01/02/26 12:05	01/07/26 10:41

Type:	Lab Control Sample	Lab ID:	QC1327171	Batch:	391455
Matrix:	Water	Method:	SM5210B	Prep Method:	METHOD

QC1327171 Analyte	Result	Spiked	Units	Recovery	Qual	Limits
Biochemical Oxygen Demand	191.7	198.0	mg/L	97%		84.6-115.4

Type:	Sample Duplicate	Lab ID:	QC1327349	Batch:	391455
Matrix (Source ID):	Water (549863-002)	Method:	SM5210B	Prep Method:	METHOD

QC1327349 Analyte	Result	Source Sample Result	Units	Qual	RPD	RPD Lim	DF
Biochemical Oxygen Demand	1,691	1574	mg/L		7	30	1

Type:	Blank	Lab ID:	QC1328482	Batch:	391859
Matrix:	Water	Method:	SM5220D	Prep Method:	SM 5220D

QC1328482 Analyte	Result	Qual	Units	RL	MDL	Prepared	Analyzed
Chemical Oxygen Demand	ND		mg/L	4.0	2.0	01/07/26	01/07/26

Type:	Lab Control Sample	Lab ID:	QC1328483	Batch:	391859
Matrix:	Water	Method:	SM5220D	Prep Method:	SM 5220D

QC1328483 Analyte	Result	Spiked	Units	Recovery	Qual	Limits
Chemical Oxygen Demand	97.00	100.0	mg/L	97%		90-110

ENTHALPY ANALYTICAL

Batch QC

Type:	Matrix Spike	Lab ID:	QC1328485	Batch:	391859
Matrix (Source ID):	Water (550217-001)	Method:	SM5220D	Prep Method:	SM 5220D

QC1328485 Analyte	Result	Source Sample Result	Spiked	Units	Recovery	Qual	Limits	DF
Chemical Oxygen Demand	94.00	8.000	100.0	mg/L	86%		75-125	2

Type:	Matrix Spike Duplicate	Lab ID:	QC1328486	Batch:	391859
Matrix (Source ID):	Water (550217-001)	Method:	SM5220D	Prep Method:	SM 5220D

QC1328486 Analyte	Result	Source Sample Result	Spiked	Units	Recovery	Qual	Limits	RPD	RPD Lim	DF
Chemical Oxygen Demand	100.0	8.000	100.0	mg/L	92%		75-125	6	20	2

Type:	Blank	Lab ID:	QC1329151	Batch:	392075
Matrix:	Water	Method:	SM5220D	Prep Method:	SM 5220D

QC1329151 Analyte	Result	Qual	Units	RL	MDL	Prepared	Analyzed
Chemical Oxygen Demand	ND		mg/L	4.0	2.0	01/09/26	01/09/26

Type:	Lab Control Sample	Lab ID:	QC1329152	Batch:	392075
Matrix:	Water	Method:	SM5220D	Prep Method:	SM 5220D

QC1329152 Analyte	Result	Spiked	Units	Recovery	Qual	Limits
Chemical Oxygen Demand	995.0	1000	mg/L	100%		90-110

Type:	Matrix Spike	Lab ID:	QC1329153	Batch:	392075
Matrix (Source ID):	Water (550065-002)	Method:	SM5220D	Prep Method:	SM 5220D

QC1329153 Analyte	Result	Source Sample Result	Spiked	Units	Recovery	Qual	Limits	DF
Chemical Oxygen Demand	1,296	274.0	1000	mg/L	102%		75-125	2

Type:	Matrix Spike Duplicate	Lab ID:	QC1329154	Batch:	392075
Matrix (Source ID):	Water (550065-002)	Method:	SM5220D	Prep Method:	SM 5220D

QC1329154 Analyte	Result	Source Sample Result	Spiked	Units	Recovery	Qual	Limits	RPD	RPD Lim	DF
Chemical Oxygen Demand	1,334	274.0	1000	mg/L	106%		75-125	3	20	2

#	CCV drift outside limits; average CCV drift within limits per method requirements
*	Value is outside QC limits
J	Estimated value
ND	Not Detected
NM	Not Meaningful

Laboratory Job Number 550065

Subcontracted Products

Pace Laboratories

Pace Analytical®
ENVIRONMENTAL SCIENCES

Date of Report: 01/08/2026

David Tripp

Enthalpy Laboratories-Orange
931 West Barkley Avenue
Orange, CA 92868

Client Project:	EO-550065
Pace Project:	Chiquita Canyon Landfill Stormwater
Pace Work Order:	2600039
Invoice ID:	B529573

Enclosed are the results of analyses for samples received by the laboratory on 1/3/2026. If you have any questions concerning this report, please feel free to contact me.

Sincerely,

Contact Person: Ragen Williams
Client Service Rep

Steven Bennett
Operations Manager

Certifications: CA ELAP #1186; NV #CA00014; OR ELAP #4032-001; AK UST101

The results in this report apply to the samples analyzed in accordance with the chain of custody document. This analytical report must be reproduced in its entirety.
All results listed in this report are for the exclusive use of the submitting party. Pace Analytical assumes no responsibility for report alteration, separation, detachment or third party interpretation.

Table of Contents

Sample Information

Chain of Custody and Cooler Receipt form 3

Laboratory / Client Sample Cross Reference 5

Sample Results

2600039-01 - SOUTH BASIN - WESTERN INLET

Organo-Phosphorus Pesticide Analysis (EPA Method 8141A) 6

2600039-02 - SOUTH BASIN - EASTERN INLET

Organo-Phosphorus Pesticide Analysis (EPA Method 8141A) 7

Quality Control Reports

Organo-Phosphorus Pesticide Analysis (EPA Method 8141A)

Method Blank Analysis 8

Laboratory Control Sample 9

Notes

Notes and Definitions 10

ENTHALPY ANALYTICAL

931 West Barkley Ave
Orange, CA 92868
(714) 771-6900

2600039

Subcontract Laboratory:
Pace Laboratories
4100 Atlas Court
Bakersfield, CA 93308
ATTN: Ragen Schallock
PO #: Required, to be sent via email

2600039

Enthalpy Order: EO-550065
PM: David Tripp
Email: david.tripp@enthalpy.com
CC: incomingreports@enthalpy.com
Phone: 657-581-4710

Results Due: Standard TAT
Report Level: II
Report To: MDL
EDDs: ELM_TransferOut (Standard Excel Transfer EDD, 3 tabs)

Notes:
CHIQUITA Stormwater

Sample ID	Collected	Lab ID	# Cont.	Matrix	Analysis Requested	Comment
SOUTH BASIN - WESTERN INLET	31-DEC-2025 13:50	550065-001	1	Water	Organophosphorus Pesticides	- 1
SOUTH BASIN - EASTERN INLET	31-DEC-2025 14:25	550065-002	1	Water	Organophosphorus Pesticides	- 2

Notes:	Relinquished By:	Received By:
	[signature]	[signature]
	Date: 1/2/26 14:41	Date: 1-3-26 9:30
	Date:	Date:
	Date:	Date:

1 of 1

The results in this report apply to the samples analyzed in accordance with the chain of custody document. This analytical report must be reproduced in its entirety.
All results listed in this report are for the exclusive use of the submitting party. Pace Analytical assumes no responsibility for report alteration, separation, detachment or third party interpretation.

Chain of Custody and Cooler Receipt Form for 2600039 Page 2 of 2

PACE ANALYTICAL — COOLER RECEIPT FORM — Page 1 Of 1

Submission #: 2600039

SHIPPING INFORMATION	SHIPPING CONTAINER	FREE LIQUID
Fed Ex ☑ UPS ☐ GSO / GLS ☐ Hand Delivery ☐ Pace Lab Field Service ☐ Other ☐ (Specify)_____	Ice Chest ☑ None ☐ Box ☐ Other ☐ (Specify)_____	YES ☐ NO ☐ WET S

Refrigerant: Ice ☑ Blue Ice ☐ None ☐ Other ☐ Comments:

Custody Seals: Ice Chest ☐ Intact? Yes ☐ No ☐ Containers ☐ Intact? Yes ☐ No ☐ None ☑ Comments:

All samples received? Yes ☑ No ☐ All samples containers intact? Yes ☑ No ☐ Description(s) match COC? Yes ☐ No ☐

COC Received ☑ YES ☐ NO

Emissivity: 0.97 Container: NA Thermometer ID: 774 Date/Time 1-3-25 9:30

Temperature: (A) 3.4 °C / (C) 3.7 °C Analyst Init MOE

SAMPLE CONTAINERS	SAMPLE NUMBERS 1	2	3	4	5	6	7	8	9	10
QT PE UNPRES										
4oz / 8oz / 16oz PE UNPRES										
2oz Cr^{+6}										
QT INORGANIC CHEMICAL METALS										
INORGANIC CHEMICAL METALS 4oz / 8oz / 16oz										
PT CYANIDE										
PT NITROGEN FORMS										
PT TOTAL SULFIDE										
2oz. NITRATE / NITRITE										
PT TOTAL ORGANIC CARBON										
PT CHEMICAL OXYGEN DEMAND										
PtA PHENOLICS										
40ml VOA VIAL TRAVEL BLANK										
40ml VOA VIAL										
QT EPA 1664B	A	A								
PT ODOR										
RADIOLOGICAL										
BACTERIOLOGICAL										
40 ml VOA VIAL- 504										
QT EPA 508/608.3/8081A										
QT EPA 515.1/8151A										
QT EPA 525.2										
QT EPA 525.2 TRAVEL BLANK										
40ml EPA 547										
40ml EPA 531.1										
8oz EPA 548.1										
QT EPA 549.2										
QT EPA 8015M										
QT EPA 8270C										
8oz / 16oz / 32oz AMBER										
8oz / 16oz / 32oz JAR										
SOIL SLEEVE										
PCB VIAL										
PLASTIC BAG										
TEDLAR BAG										
FERROUS IRON										
ENCORE										
SMART KIT										
SUMMA CANISTER										

CHK BY: MM DISTRIBUTION: STL SUB OUT ☐

Comments:

Sample Numbering Completed By: MOE Date/Time: 1-3-25 9:50

A = Actual / C = Corrected

Rev 23 05/25/22

[S:\WPDoc\WordPerfect\LAB_DOCS\FORMS\SAMRECrev 20]

Pace Analytical
ENVIRONMENTAL SCIENCES

Enthalpy Laboratories-Orange	**Reported:** 01/08/2026 12:06
931 West Barkley Avenue	Project: Chiquita Canyon Landfill Stormwater
Orange, CA 92868	Project Number: EO-550065
	Project Manager: David Tripp

Laboratory / Client Sample Cross Reference

Laboratory	Client Sample Information			
2600039-01	**COC Number:**	—	**Receive Date:**	01/03/2026 09:30
	Project Number:	—	**Sampling Date:**	12/31/2025 13:50
	Sampling Location:	—	**Sample Depth:**	—
	Sampling Point:	SOUTH BASIN - WESTERN INLET	**Lab Matrix:**	Water
	Sampled By:	CLIENT	**Sample Type:**	Stormwater Runoff
2600039-02	**COC Number:**	—	**Receive Date:**	01/03/2026 09:30
	Project Number:	—	**Sampling Date:**	12/31/2025 14:25
	Sampling Location:	—	**Sample Depth:**	—
	Sampling Point:	SOUTH BASIN - EASTERN INLET	**Lab Matrix:**	Water
	Sampled By:	CLIENT	**Sample Type:**	Stormwater Runoff

The results in this report apply to the samples analyzed in accordance with the chain of custody document. This analytical report must be reproduced in its entirety.
All results listed in this report are for the exclusive use of the submitting party. Pace Analytical assumes no responsibility for report alteration, separation, detachment or third party interpretation.

Pace Analytical
ENVIRONMENTAL SCIENCES

Enthalpy Laboratories-Orange
931 West Barkley Avenue
Orange, CA 92868

Reported: 01/08/2026 12:06
Project: Chiquita Canyon Landfill Stormwater
Project Number: EO-550065
Project Manager: David Tripp

Organo-Phosphorus Pesticide Analysis (EPA Method 8141A)

Pace Sample ID: 2600039-01 | **Client Sample Name:** SOUTH BASIN - WESTERN INLET, 12/31/2025 1:50:00PM, CLIENT

Constituent	Result	Units	PQL	MDL	Method	MB Bias	Lab Quals	DCN
Azinphos methyl	ND	ug/L	0.50	0.12	EPA-8141A	ND		1
Bolstar	ND	ug/L	0.20	0.050	EPA-8141A	ND		1
Chlorpyrifos	ND	ug/L	0.20	0.050	EPA-8141A	ND		1
Coumaphos	ND	ug/L	0.50	0.11	EPA-8141A	ND		1
Demeton O/S	ND	ug/L	0.20	0.056	EPA-8141A	ND		1
Diazinon	ND	ug/L	0.20	0.050	EPA-8141A	ND		1
Dichlorvos	ND	ug/L	0.20	0.050	EPA-8141A	ND		1
Disulfoton	ND	ug/L	0.20	0.050	EPA-8141A	ND		1
Ethoprop	ND	ug/L	0.20	0.052	EPA-8141A	ND		1
Fensulfothion	ND	ug/L	0.20	0.051	EPA-8141A	ND		1
Fenthion	ND	ug/L	0.20	0.050	EPA-8141A	ND		1
Merphos	ND	ug/L	0.20	0.050	EPA-8141A	ND		1
Methyl parathion	ND	ug/L	0.20	0.050	EPA-8141A	ND		1
Mevinphos	ND	ug/L	0.20	0.050	EPA-8141A	ND		1
Naled	ND	ug/L	0.50	0.17	EPA-8141A	ND		1
Phorate	ND	ug/L	0.20	0.066	EPA-8141A	ND		1
Ronnel (Fenchlorphos)	ND	ug/L	0.20	0.050	EPA-8141A	ND		1
Stirophos (Tetrachlorvinphos)	ND	ug/L	0.20	0.082	EPA-8141A	ND		1
Tokuthion (Prothiofos)	ND	ug/L	0.20	0.050	EPA-8141A	ND		1
Trichloronate	ND	ug/L	0.20	0.050	EPA-8141A	ND		1
Triphenylphosphate (Surrogate)	30.2	%	50 - 130 (LCL - UCL)		EPA-8141A		S09	1

DCN	Method	Prep Date	Run Date/Time	Analyst	Instrument	Dilution	QC Batch ID	Prep Method
1	EPA-8141A	01/06/26 10:30	01/07/26 17:58	IJC	GC-18	0.974	B225090	EPA 3510C

DCN = Data Continuation Number

The results in this report apply to the samples analyzed in accordance with the chain of custody document. This analytical report must be reproduced in its entirety.
All results listed in this report are for the exclusive use of the submitting party. Pace Analytical assumes no responsibility for report alteration, separation, detachment or third party interpretation.

Pace Analytical
ENVIRONMENTAL SCIENCES

Enthalpy Laboratories-Orange
931 West Barkley Avenue
Orange, CA 92868

Reported: 01/08/2026 12:06
Project: Chiquita Canyon Landfill Stormwater
Project Number: EO-550065
Project Manager: David Tripp

Organo-Phosphorus Pesticide Analysis (EPA Method 8141A)

Pace Sample ID: 2600039-02 | **Client Sample Name:** SOUTH BASIN - EASTERN INLET, 12/31/2025 2:25:00PM, CLIENT

Constituent	Result	Units	PQL	MDL	Method	MB Bias	Lab Quals	DCN
Azinphos methyl	ND	ug/L	0.50	0.12	EPA-8141A	ND		1
Bolstar	ND	ug/L	0.20	0.050	EPA-8141A	ND		1
Chlorpyrifos	ND	ug/L	0.20	0.050	EPA-8141A	ND		1
Coumaphos	ND	ug/L	0.50	0.11	EPA-8141A	ND		1
Demeton O/S	ND	ug/L	0.20	0.056	EPA-8141A	ND		1
Diazinon	ND	ug/L	0.20	0.050	EPA-8141A	ND		1
Dichlorvos	ND	ug/L	0.20	0.050	EPA-8141A	ND		1
Disulfoton	ND	ug/L	0.20	0.050	EPA-8141A	ND		1
Ethoprop	ND	ug/L	0.20	0.052	EPA-8141A	ND		1
Fensulfothion	ND	ug/L	0.20	0.051	EPA-8141A	ND		1
Fenthion	ND	ug/L	0.20	0.050	EPA-8141A	ND		1
Merphos	ND	ug/L	0.20	0.050	EPA-8141A	ND		1
Methyl parathion	ND	ug/L	0.20	0.050	EPA-8141A	ND		1
Mevinphos	ND	ug/L	0.20	0.050	EPA-8141A	ND		1
Naled	ND	ug/L	0.50	0.17	EPA-8141A	ND		1
Phorate	ND	ug/L	0.20	0.066	EPA-8141A	ND		1
Ronnel (Fenchlorphos)	ND	ug/L	0.20	0.050	EPA-8141A	ND		1
Stirophos (Tetrachlorvinphos)	ND	ug/L	0.20	0.082	EPA-8141A	ND		1
Tokuthion (Prothiofos)	ND	ug/L	0.20	0.050	EPA-8141A	ND		1
Trichloronate	ND	ug/L	0.20	0.050	EPA-8141A	ND		1
Triphenylphosphate (Surrogate)	69.6	%	50 - 130 (LCL - UCL)		EPA-8141A			1

DCN	Method	Prep Date	Run Date/Time	Analyst	Instrument	Dilution	QC Batch ID	Prep Method
1	EPA-8141A	01/06/26 10:30	01/07/26 18:27	IJC	GC-18	0.971	B225090	EPA 3510C

DCN = Data Continuation Number

The results in this report apply to the samples analyzed in accordance with the chain of custody document. This analytical report must be reproduced in its entirety.
All results listed in this report are for the exclusive use of the submitting party. Pace Analytical assumes no responsibility for report alteration, separation, detachment or third party interpretation.

Pace Analytical
ENVIRONMENTAL SCIENCES

Enthalpy Laboratories-Orange
931 West Barkley Avenue
Orange, CA 92868

Reported: 01/08/2026 12:06
Project: Chiquita Canyon Landfill Stormwater
Project Number: EO-550065
Project Manager: David Tripp

Organo-Phosphorus Pesticide Analysis (EPA Method 8141A)

Quality Control Report - Method Blank Analysis

Constituent	QC Sample ID	MB Result	Units	PQL	MDL	Lab Quals	Run #
QC Batch ID: B225090							
Azinphos methyl	B225090-BLK1	ND	ug/L	0.50	0.12		1
Bolstar	B225090-BLK1	ND	ug/L	0.20	0.050		1
Chlorpyrifos	B225090-BLK1	ND	ug/L	0.20	0.050		1
Coumaphos	B225090-BLK1	ND	ug/L	0.50	0.11		1
Demeton O/S	B225090-BLK1	ND	ug/L	0.20	0.056		1
Diazinon	B225090-BLK1	ND	ug/L	0.20	0.050		1
Dichlorvos	B225090-BLK1	ND	ug/L	0.20	0.050		1
Disulfoton	B225090-BLK1	ND	ug/L	0.20	0.050		1
Ethoprop	B225090-BLK1	ND	ug/L	0.20	0.052		1
Fensulfothion	B225090-BLK1	ND	ug/L	0.20	0.051		1
Fenthion	B225090-BLK1	ND	ug/L	0.20	0.050		1
Merphos	B225090-BLK1	ND	ug/L	0.20	0.050		1
Methyl parathion	B225090-BLK1	ND	ug/L	0.20	0.050		1
Mevinphos	B225090-BLK1	ND	ug/L	0.20	0.050		1
Naled	B225090-BLK1	ND	ug/L	0.50	0.17		1
Phorate	B225090-BLK1	ND	ug/L	0.20	0.066		1
Ronnel (Fenchlorphos)	B225090-BLK1	ND	ug/L	0.20	0.050		1
Stirophos (Tetrachlorvinphos)	B225090-BLK1	ND	ug/L	0.20	0.082		1
Tokuthion (Prothiofos)	B225090-BLK1	ND	ug/L	0.20	0.050		1
Trichloronate	B225090-BLK1	ND	ug/L	0.20	0.050		1
Triphenylphosphate (Surrogate)	**B225090-BLK1**	**89.0**	%	**50 - 130 (LCL - UCL)**			1

Run #	QC Sample ID	QC Type	Method	Prep Date	Run Date Time	Analyst	Instrument	Dilution
1	B225090-BLK1	PB	EPA-8141A	01/06/26	01/07/26 16:00	IJC	GC-18	1

The results in this report apply to the samples analyzed in accordance with the chain of custody document. This analytical report must be reproduced in its entirety.
All results listed in this report are for the exclusive use of the submitting party. Pace Analytical assumes no responsibility for report alteration, separation, detachment or third party interpretation.

Pace Analytical
ENVIRONMENTAL SCIENCES

Enthalpy Laboratories-Orange
931 West Barkley Avenue
Orange, CA 92868

Reported: 01/08/2026 12:06
Project: Chiquita Canyon Landfill Stormwater
Project Number: EO-550065
Project Manager: David Tripp

Organo-Phosphorus Pesticide Analysis (EPA Method 8141A)

Quality Control Report - Laboratory Control Sample

Constituent	QC Sample ID	Type	Result	Spike Level	Units	Percent Recovery	RPD	Control Limits Percent Recovery	Control Limits RPD	Lab Quals	Run #
QC Batch ID: B225090											
Bolstar	B225090-BS1	LCS	1.6800	2.0000	ug/L	84.0		50 - 130			1
	B225090-BSD1	LCSD	1.7400	2.0000	ug/L	87.0	3.5	50 - 130	30		2
Chlorpyrifos	B225090-BS1	LCS	1.9000	2.0000	ug/L	95.0		60 - 120			1
	B225090-BSD1	LCSD	1.9100	2.0000	ug/L	95.5	0.5	60 - 120	30		2
Diazinon	B225090-BS1	LCS	1.7900	2.0000	ug/L	89.5		60 - 130			1
	B225090-BSD1	LCSD	1.8150	2.0000	ug/L	90.8	1.4	60 - 130	30		2
Methyl parathion	B225090-BS1	LCS	1.9900	2.0000	ug/L	99.5		60 - 120			1
	B225090-BSD1	LCSD	2.0500	2.0000	ug/L	102	3.0	60 - 120	30		2
Mevinphos	B225090-BS1	LCS	1.5850	2.0000	ug/L	79.2		50 - 120			1
	B225090-BSD1	LCSD	1.5350	2.0000	ug/L	76.8	3.2	50 - 120	30		2
Ronnel (Fenchlorphos)	B225090-BS1	LCS	2.0850	2.0000	ug/L	104		50 - 120			1
	B225090-BSD1	LCSD	2.1400	2.0000	ug/L	107	2.6	50 - 120	30		2
Stirophos (Tetrachlorvinphos)	B225090-BS1	LCS	1.9550	2.0000	ug/L	97.8		50 - 120			1
	B225090-BSD1	LCSD	1.9300	2.0000	ug/L	96.5	1.3	50 - 120	30		2
Triphenylphosphate (Surrogate)	B225090-BS1	LCS	2.6700	2.5000	ug/L	107		50 - 130			1
	B225090-BSD1	LCSD	2.6150	2.5000	ug/L	105	2.1	50 - 130			2

Run #	QC Sample ID	QC Type	Method	Prep Date	Run Date Time	Analyst	Instrument	Dilution
1	B225090-BS1	LCS	EPA-8141A	01/06/26	01/07/26 16:29	IJC	GC-18	1
2	B225090-BSD1	LCSD	EPA-8141A	01/06/26	01/07/26 16:59	IJC	GC-18	1

The results in this report apply to the samples analyzed in accordance with the chain of custody document. This analytical report must be reproduced in its entirety.
All results listed in this report are for the exclusive use of the submitting party. Pace Analytical assumes no responsibility for report alteration, separation, detachment or third party interpretation.

Pace Analytical
ENVIRONMENTAL SCIENCES

Enthalpy Laboratories-Orange	**Reported:** 01/08/2026 12:06
931 West Barkley Avenue	Project: Chiquita Canyon Landfill Stormwater
Orange, CA 92868	Project Number: EO-550065
	Project Manager: David Tripp

Notes And Definitions

MDL	Method Detection Limit
ND	Analyte Not Detected
PQL	Practical Quantitation Limit
S09	The surrogate recovery for this compound was not within the control limits.

The results in this report apply to the samples analyzed in accordance with the chain of custody document. This analytical report must be reproduced in its entirety.
All results listed in this report are for the exclusive use of the submitting party. Pace Analytical assumes no responsibility for report alteration, separation, detachment or third party interpretation.

Laboratory Job Number 550065

Subcontracted Products

McCampbell Analytical, Inc.

McCampbell Analytical, Inc.

"When Quality Counts"

Analytical Report

WorkOrder: 2601095

Report Created for: Enthalpy Analytical

931 West Barkley Avenue
Orange, CA 92868

Project Contact: David Tripp
Project P.O.: 079649
Project: EO-550065

Project Location:
Project Received: 01/06/2026

Analytical Report reviewed & approved for release on 01/07/2026 by:

Jennifer Lagerbom
Project Manager

The report shall not be reproduced except in full, without the written approval of the laboratory. The analytical results relate only to the items tested. Results reported conform to the most current regulatory standards, where applicable, unless otherwise stated.

1534 Willow Pass Rd. Pittsburg, CA 94565 ♦ TEL: (877) 252-9262 ♦ FAX: (925) 252-9269 ♦ www.mccampbell.com
CA ELAP 1644 ♦ ORELAP (NELAP) 4033 ♦ AIHA-LAP ID#232255 ♦ DoD-ELAP Cert # L22-757

McCampbell Analytical, Inc.
"When Quality Counts"
1534 Willow Pass Road, Pittsburg, CA 94565-1701
Toll Free Telephone: (877) 252-9262 / Fax: (925) 252-9269
http://www.mccampbell.com / E-mail: main@mccampbell.com

Glossary of Terms & Qualifier Definitions

Client: Enthalpy Analytical **WorkOrder:** 2601095
Project: EO-550065

Glossary Abbreviation

%D	Serial Dilution Percent Difference
95% Interval	95% Confident Interval
CCV	Continuing Calibration Verification.
CCV REC (%)	% recovery of Continuing Calibration Verification.
CPT	Consumer Product Testing not NELAP Accredited
DF	Dilution Factor
DI WET	(DISTLC) Waste Extraction Test using DI water
DISS	Dissolved (direct analysis of 0.45 µm filtered and acidified water sample)
DLT	Dilution Test (Serial Dilution)
DUP	Duplicate
EDL	Estimated Detection Limit
ERS	External reference sample. Second source calibration verification.
ITEF	International Toxicity Equivalence Factor
LCS	Laboratory Control Sample
LCS2	Second LCS for the batch. Spike level is lower than that for the first LCS; applicable to method 1633.
LQL	Lowest Quantitation Level
MB	Method Blank
MB IS/SS % Rec	% Recovery of Internal Standard or Surrogate in Method Blank, if applicable
MB SS % Rec	% Recovery of Surrogate in Method Blank, if applicable
MDL	Method Detection Limit [1]
ML	Minimum Level of Quantitation
MS	Matrix Spike
MSD	Matrix Spike Duplicate
NA	Not Applicable
ND	Not detected at or above the indicated MDL or RL.
NR	Data Not Reported due to matrix interference or insufficient sample amount.
PDS	Post Digestion Spike
PF	Prep Factor
RD	Relative Difference
RL	Reporting Limit [2]
RPD	Relative Percent Difference
RRT	Relative Retention Time
RSD	Relative Standard Deviation
SNR	Surrogate is diluted out of the calibration range

[1] MDL is the minimum measured concentration of a substance that can be reported with 99% confidence that the measured concentration is distinguishable from method blank results. Definition and Procedure for the Determination of the Method Detection Limit, Revision 2, 40CFR, Part 136, Appendix B, EPA 821-R-16-006, December 2016. Values are based upon our default extraction volume/amount and are subject to change.

[2] RL is the lowest level that can be reliably determined within specified limits of precision and accuracy during routine laboratory operating conditions. (The RL cannot be lower than the lowest calibration standard used in the initial calibration of the instrument and must be greater than the MDL.) Values are based upon our default extraction volume/amount and are subject to change.

McCampbell Analytical, Inc.
"When Quality Counts"

1534 Willow Pass Road, Pittsburg, CA 94565-1701
Toll Free Telephone: (877) 252-9262 / Fax: (925) 252-9269
http://www.mccampbell.com / E-mail: main@mccampbell.com

Glossary of Terms & Qualifier Definitions

Client: Enthalpy Analytical **WorkOrder:** 2601095

Project: EO-550065

SPK Val	Spike Value
SPKRef Val	Spike Reference Value
SPLP	Synthetic Precipitation Leachate Procedure
ST	Sorbent Tube
TCLP	Toxicity Characteristic Leachate Procedure
TEQ	Toxicity Equivalents
TNTC	"Too Numerous to Count;" greater than 250 colonies observed on the plate.
TPH-Diesel	Sample results for semi-volatile TPH (diesel, kerosene, oil, etc) were calculated using a background subtraction procedure to correct for instrument baseline rise (column bleed) as described in Sec 7.7.2.2 of EPA 8015 B, C.
TZA	TimeZone Net Adjustment for sample collected outside of MAI's Coordinated Universal Time (UTC). (Adjustment for Daylight Saving is not accounted.)
WET (STLC)	Waste Extraction Test (Soluble Threshold Limit Concentration)

Analytical Qualifiers

a3	Sample diluted due to high organic content interfering with quantitative/or qualitative analysis.
b1	Aqueous sample that contains greater than ~1 vol. % sediment

Quality Control Qualifiers

F2	LCS/LCSD recovery and/or RPD/RSD is out of acceptance criteria.

McCampbell Analytical, Inc.
"When Quality Counts"

1534 Willow Pass Road, Pittsburg, CA 94565-1701
Toll Free Telephone: (877) 252-9262 / Fax: (925) 252-9269
http://www.mccampbell.com / E-mail: main@mccampbell.com

Analytical Report

Client:	Enthalpy Analytical	**WorkOrder:**	2601095
Date Received:	01/06/2026 9:44	**Extraction Method:**	E8151A
Date Prepared:	01/06/2026	**Analytical Method:**	E8151A
Project:	EO-550065	**Unit:**	µg/L

Chlorinated Herbicides by GC-ECD

Client ID	Lab ID	Matrix	Date Collected	Instrument FileID	Batch ID
SOUTH BASIN-WESTERN INLET	2601095-001A	Water	12/31/2025 13:50	GC15A 01072615.D	333154

Analytes	Result	MDL	RL	DF	Date Analyzed
Acifluorfen	ND	5.3	10	10	01/07/2026 13:04
Bentazon	ND	3.2	10	10	01/07/2026 13:04
Chloramben	ND	6.4	10	10	01/07/2026 13:04
2,4-D (Dichlorophenoxyacetic acid)	ND	0.79	2.0	10	01/07/2026 13:04
2,4-DB	ND	4.2	10	10	01/07/2026 13:04
Dalapon	ND	7.7	10	10	01/07/2026 13:04
DCPA (mono & diacid)	ND	5.0	10	10	01/07/2026 13:04
Dicamba	ND	0.74	2.0	10	01/07/2026 13:04
3,5-Dichlorobenzoic Acid	ND	2.4	10	10	01/07/2026 13:04
Dichloroprop	ND	3.5	10	10	01/07/2026 13:04
Dinoseb (DNBP)	ND	3.0	10	10	01/07/2026 13:04
MCPA	ND	13	20	10	01/07/2026 13:04
MCPP	ND	12	20	10	01/07/2026 13:04
4-Nitrophenol	ND	7.7	10	10	01/07/2026 13:04
Pentachlorophenol (PCP)	ND	0.55	2.0	10	01/07/2026 13:04
Picloram	ND	3.8	10	10	01/07/2026 13:04
2,4,5-T (Trichlorophenoxy acetic acid)	ND	1.0	2.0	10	01/07/2026 13:04
2,4,5-TP (Silvex)	ND	1.6	5.0	10	01/07/2026 13:04

Surrogates	REC (%)	Limits	DF	
DCAA	88	60-140	10	01/07/2026 13:04

Analyst(s): DP

Analytical Comments: a3

(Cont.)

McCampbell Analytical, Inc.
"When Quality Counts"

1534 Willow Pass Road, Pittsburg, CA 94565-1701
Toll Free Telephone: (877) 252-9262 / Fax: (925) 252-9269
http://www.mccampbell.com / E-mail: main@mccampbell.com

Analytical Report

Client:	Enthalpy Analytical	**WorkOrder:**	2601095
Date Received:	01/06/2026 9:44	**Extraction Method:**	E8151A
Date Prepared:	01/06/2026	**Analytical Method:**	E8151A
Project:	EO-550065	**Unit:**	µg/L

Chlorinated Herbicides by GC-ECD

Client ID	Lab ID	Matrix	Date Collected	Instrument FileID	Batch ID
SOUTH BASIN-EASTERN INLET	2601095-002A	Water	12/31/2025 14:25	GC15A 01072616.D	333154

Analytes	Result	MDL	RL	DF	Date Analyzed
Acifluorfen	ND	5.3	10	10	01/07/2026 13:29
Bentazon	ND	3.2	10	10	01/07/2026 13:29
Chloramben	ND	6.4	10	10	01/07/2026 13:29
2,4-D (Dichlorophenoxyacetic acid)	ND	0.79	2.0	10	01/07/2026 13:29
2,4-DB	ND	4.2	10	10	01/07/2026 13:29
Dalapon	ND	7.7	10	10	01/07/2026 13:29
DCPA (mono & diacid)	ND	5.0	10	10	01/07/2026 13:29
Dicamba	ND	0.74	2.0	10	01/07/2026 13:29
3,5-Dichlorobenzoic Acid	ND	2.4	10	10	01/07/2026 13:29
Dichloroprop	ND	3.5	10	10	01/07/2026 13:29
Dinoseb (DNBP)	ND	3.0	10	10	01/07/2026 13:29
MCPA	ND	13	20	10	01/07/2026 13:29
MCPP	ND	12	20	10	01/07/2026 13:29
4-Nitrophenol	ND	7.7	10	10	01/07/2026 13:29
Pentachlorophenol (PCP)	ND	0.55	2.0	10	01/07/2026 13:29
Picloram	ND	3.8	10	10	01/07/2026 13:29
2,4,5-T (Trichlorophenoxy acetic acid)	ND	1.0	2.0	10	01/07/2026 13:29
2,4,5-TP (Silvex)	ND	1.6	5.0	10	01/07/2026 13:29

Surrogates	REC (%)	Limits	DF	
DCAA	89	60-140	10	01/07/2026 13:29

Analyst(s): DP

Analytical Comments: a3,b1

McCampbell Analytical, Inc.
"When Quality Counts"

1534 Willow Pass Road, Pittsburg, CA 94565-1701
Toll Free Telephone: (877) 252-9262 / Fax: (925) 252-9269
http://www.mccampbell.com / E-mail: main@mccampbell.com

Analytical Report

Client:	Enthalpy Analytical	**WorkOrder:**	2601095
Date Received:	01/06/2026 9:44	**Extraction Method:**	RSK175
Date Prepared:	01/06/2026	**Analytical Method:**	RSK175
Project:	EO-550065	**Unit:**	µg/L

Dissolved Carbon Dioxide by RSK 175

Client ID	Lab ID	Matrix	Date Collected	Instrument FileID	Batch ID
SOUTH BASIN-WESTERN INLET	2601095-001B	Water	12/31/2025 13:50	GC26 0106261105.D	333187

Analytes	Result	MDL	RL	DF	Date Analyzed
Carbon Dioxide	**940**	50	50	1	01/06/2026 15:01

Analyst(s): CLO

Client ID	Lab ID	Matrix	Date Collected	Instrument FileID	Batch ID
SOUTH BASIN-EASTERN INLET	2601095-002B	Water	12/31/2025 14:25	GC26 0106261106.D	333187

Analytes	Result	MDL	RL	DF	Date Analyzed
Carbon Dioxide	**740**	50	50	1	01/06/2026 15:30

Analyst(s): CLO Analytical Comments: b1

McCampbell Analytical, Inc.
"When Quality Counts"
1534 Willow Pass Road, Pittsburg, CA 94565-1701
Toll Free Telephone: (877) 252-9262 / Fax: (925) 252-9269
http://www.mccampbell.com / E-mail: main@mccampbell.com

Quality Control Report

Client:	Enthalpy Analytical	**WorkOrder:**	2601095
Date Prepared:	01/06/2026	**BatchID:**	333154
Date Analyzed:	01/07/2026	**Extraction Method:**	E8151A
Instrument:	GC15A	**Analytical Method:**	E8151A
Matrix:	Water	**Unit:**	µg/L
Project:	EO-550065	**Sample ID:**	MB/LCS/LCSD-333154

QC Summary Report for E8151A

Analyte	MB Result	MDL	RL	SPK Val	MB IS/SS %REC	MB IS/SS Limits
Acifluorfen	ND	0.53	1.0	-	-	-
Bentazon	ND	0.32	1.0	-	-	-
Chloramben	ND	0.64	1.0	-	-	-
2,4-D (Dichlorophenoxyacetic acid)	ND	0.079	0.20	-	-	-
2,4-DB	ND	0.42	1.0	-	-	-
Dalapon	ND	0.77	1.0	-	-	-
DCPA (mono & diacid)	ND	0.50	1.0	-	-	-
Dicamba	ND	0.074	0.20	-	-	-
3,5-Dichlorobenzoic Acid	ND	0.24	1.0	-	-	-
Dichloroprop	ND	0.35	1.0	-	-	-
Dinoseb (DNBP)	ND	0.30	1.0	-	-	-
MCPA	ND	1.3	2.0	-	-	-
MCPP	ND	1.2	2.0	-	-	-
4-Nitrophenol	ND	0.77	1.0	-	-	-
Pentachlorophenol (PCP)	ND	0.055	0.20	-	-	-
Picloram	ND	0.38	1.0	-	-	-
2,4,5-T (Trichlorophenoxy acetic acid)	ND	0.10	0.20	-	-	-
2,4,5-TP (Silvex)	ND	0.16	0.50	-	-	-
Surrogate Recovery						
DCAA	8.9			10	89	70-130

(Cont.)

CA ELAP 1644 • ORELAP (NELAP) 4033

McCampbell Analytical, Inc.
"When Quality Counts"
1534 Willow Pass Road, Pittsburg, CA 94565-1701
Toll Free Telephone: (877) 252-9262 / Fax: (925) 252-9269
http://www.mccampbell.com / E-mail: main@mccampbell.com

Quality Control Report

Client:	Enthalpy Analytical	**WorkOrder:**	2601095
Date Prepared:	01/06/2026	**BatchID:**	333154
Date Analyzed:	01/07/2026	**Extraction Method:**	E8151A
Instrument:	GC15A	**Analytical Method:**	E8151A
Matrix:	Water	**Unit:**	µg/L
Project:	EO-550065	**Sample ID:**	MB/LCS/LCSD-333154

QC Summary Report for E8151A

Analyte	LCS Result	LCSD Result	SPK Val	LCS %REC	LCSD %REC	LCS/LCSD Limits	RPD	RPD Limit
Acifluorfen	9.7	9.2	10	97	92	70-130	0	30
Bentazon	11	11	10	112	108	70-130	0	30
Chloramben	11	11	10	114	114	70-130	0	30
2,4-D (Dichlorophenoxyacetic acid)	9.6	9.7	10	96	97	70-130	0	30
2,4-DB	9.6	10	10	96	100	70-130	0	30
Dalapon	10	10	10	100	102	70-130	0	30
DCPA (mono & diacid)	9.8	9.7	10	98	97	70-130	0	30
Dicamba	9.3	9.4	10	93	94	70-130	0	30
3,5-Dichlorobenzoic Acid	9.3	9.5	10	93	95	70-130	0	30
Dichloroprop	9.4	9.5	10	94	95	70-130	0	30
Dinoseb (DNBP)	10	9.6	10	101	96	70-130	0	30
MCPA	80	83	100	80	83	70-130	0	30
MCPP	100	100	100	100	100	70-130	0	30
4-Nitrophenol	19	20	10	195,F2	202,F2	70-130	0	30
Pentachlorophenol (PCP)	9.8	9.8	10	98	98	70-130	0	30
Picloram	9.4	9.3	10	94	93	70-130	0	30
2,4,5-T (Trichlorophenoxy acetic acid)	10	9.9	10	100	99	70-130	0	30
2,4,5-TP (Silvex)	10	10	10	102	103	70-130	0	30
Surrogate Recovery								
DCAA	9.5	9.7	10	95	97	70-130	0	30

McCampbell Analytical, Inc.
"When Quality Counts"

1534 Willow Pass Road, Pittsburg, CA 94565-1701
Toll Free Telephone: (877) 252-9262 / Fax: (925) 252-9269
http://www.mccampbell.com / E-mail: main@mccampbell.com

Quality Control Report

Client:	Enthalpy Analytical	**WorkOrder:**	2601095
Date Prepared:	01/06/2026	**BatchID:**	333187
Date Analyzed:	01/06/2026	**Extraction Method:**	RSK175
Instrument:	GC26	**Analytical Method:**	RSK175
Matrix:	Water	**Unit:**	µg/L
Project:	EO-550065	**Sample ID:**	MB/LCS/LCSD-333187

QC Summary Report for RSK175

Analyte	MB Result	MDL	RL			
Carbon Dioxide	ND	50	50	-	-	-

Analyte	LCS Result	LCSD Result	SPK Val	LCS %REC	LCSD %REC	LCS/LCSD Limits	RPD	RPD Limit
Carbon Dioxide	140	150	187.2	75	81	70-130	7.42	30

McCampbell Analytical, Inc.
"When Quality Counts"

1534 Willow Pass Road, Pittsburg, CA 94565-1701
Toll Free Telephone: (877) 252-9262 / Fax: (925) 252-9269
http://www.mccampbell.com / E-mail: main@mccampbell.com

Certified Analyte List

Client: Enthalpy Analytical **WorkOrder:** 2601095

Project: EO-550065

Analyte	Cert 1	Cert 2	Cert 3	Cert 4	Cert 5	Analytical Method	Matrix
2,4,5-T (Trichlorophenoxy acetic acid)	◉	◉	○	○	○	E8151A	Water
2,4,5-TP (Silvex)	◉	◉	○	○	○	E8151A	Water
2,4-D (Dichlorophenoxyacetic acid)	◉	◉	○	○	○	E8151A	Water
2,4-DB	◉	◉	○	○	○	E8151A	Water
3,5-Dichlorobenzoic Acid	○	◉	○	○	○	E8151A	Water
4-Nitrophenol	◉	◉	○	○	○	E8151A	Water
Acifluorfen	○	◉	○	○	○	E8151A	Water
Bentazon	○	◉	○	○	○	E8151A	Water
Chloramben	○	◉	○	○	○	E8151A	Water
Dalapon	◉	◉	○	○	○	E8151A	Water
DCPA (mono & diacid)	○	◉	○	○	○	E8151A	Water
Dicamba	◉	◉	○	○	○	E8151A	Water
Dichloroprop	◉	◉	○	○	○	E8151A	Water
Dinoseb (DNBP)	◉	◉	○	○	○	E8151A	Water
MCPA	◉	◉	○	○	○	E8151A	Water
MCPP	◉	◉	○	○	○	E8151A	Water
Pentachlorophenol (PCP)	◉	◉	○	○	○	E8151A	Water
Picloram	○	◉	○	○	○	E8151A	Water

Certifications

Cert 1	CA ELAP 1644
Cert 2	ORELAP (NELAP) 4033

The Certified Analyte Report lists the compounds for which MAI is accredited at the time of issuance. Although MAI holds multiple accreditations, methods with extensive compound lists may not be fully accredited due to state agency availability.

McCampbell Analytical, Inc.
1534 Willow Pass Rd
Pittsburg, CA 94565-1701
(925) 252-9262

CHAIN-OF-CUSTODY RECORD

WorkOrder: 2601095 **ClientCode: ENO**

☐ WaterTrax ☐ CLIP ☐ EDF ☐ EQuIS ☐ Dry-Weight ☑ Email ☐ HardCopy ☐ ThirdParty ☑ J-flag
☐ Detection Summary ☑ **Excel** [A1_Standard _QC]

Report to:
David Tripp
Enthalpy Analytical
931 West Barkley Avenue
Orange, CA 92868
657-581-4710 FAX:

Email: david.tripp@enthalpy.com
cc/3rd Party: incomingreports@enthalpy.com;
PO: 079649
Project: EO-550065

Bill to:
Accounts Payable/Enthalpy SoCal
Montrose Environmental Group
PO Box 842165
Boston, MA 02284-2165
003EL_ap@montrose-env.com

Requested TAT: **1 day;**
Date Received: **01/06/2026**
Date Logged: **01/06/2026**

Lab ID	ClientSampID	Matrix	Collection Date	Hold	Requested Tests (See legend below)											
					1	2	3	4	5	6	7	8	9	10	11	12
2601095-001	SOUTH BASIN-WESTERN INLET	Water	12/31/2025 13:50	☐	A	A	B									
2601095-002	SOUTH BASIN-EASTERN INLET	Water	12/31/2025 14:25	☐	A	A	B									

Test Legend:

1	8151_W	2	PRDisposal Fee	3	RSK175_CO2_W	4	
5		6		7		8	
9		10		11		12	

Prepared by: Agustina Venegas

Comments:

NOTE: Soil samples are discarded 60 days after receipt unless other arrangements are made (Water samples are 30 days).
Hazardous samples will be returned to client or disposed of at client expense.

McCampbell Analytical, Inc.
"When Quality Counts"

1534 Willow Pass Road, Pittsburg, CA 94565-1701
Toll Free Telephone: (877) 252-9262 / Fax: (925) 252-9269
http://www.mccampbell.com / E-mail: main@mccampbell.com

WORK ORDER SUMMARY

Client Name: ENTHALPY ANALYTICAL
Client Contact: David Tripp
Contact's Email: david.tripp@enthalpy.com

Project: EO-550065
Comments:

Work Order: 2601095
QC Level: LEVEL 2
Date Logged: 1/6/2026

☐ WaterTrax ☐ CLIP ☐ EDF ☑ Excel ☐ EQuIS ☑ Email ☐ HardCopy ☐ ThirdParty ☑ J-flag

LabID	ClientSampID	Matrix	Test Name	Cont./ Comp.	Bottle & Preservative	U**	Head Space	Dry-Weight	Collection Date & Time	TAT	Test Due Date	Sediment Content	Hold	Sub Out
001A	SOUTH BASIN-WESTERN INLET	Water	E8151A (Chlorinated Herbicides)	1	1LA Narrow Mouth, Unpres	☐	☐	☐	12/31/2025 13:50	1 day	1/7/2026	Present	☐	☐
001B	SOUTH BASIN-WESTERN INLET	Water	RSK175 (CO2)	2	VOA, Unpres	☐	☐	☐	12/31/2025 13:50	1 day	1/7/2026	Present	☐	☐
002A	SOUTH BASIN-EASTERN INLET	Water	E8151A (Chlorinated Herbicides)	1	1LA Narrow Mouth, Unpres	☐	☐	☐	12/31/2025 14:25	1 day	1/7/2026	1%+	☐	☐
002B	SOUTH BASIN-EASTERN INLET	Water	RSK175 (CO2)	2	VOA, Unpres	☐	☐	☐	12/31/2025 14:25	1 day	1/7/2026	1%+	☐	☐

NOTES: *** STLC and TCLP extractions require 2 days to complete; therefore, all TATs begin after the extraction is completed (i.e., One-day TAT yields results in 3 days from sample submission).**

- ISM prep requires 5 to 10 days to complete; therefore, all TATs begin after the extraction is completed (i.e., One-day TAT yields results in 6 to 11 days from sample submission). Due date listed on WO summary will not accurately reflect the time needed for sample preparation.

- Organic extracts are held for 40 days before disposal; Inorganic extract are held for 30 days.

- MAI assumes that all material present in the provided sampling container is considered part of the sample - MAI does not exclude any material from the sample prior to sample preparation unless requested in writing by the client.

U = An unpreserved container was received for a method that suggests a preservation in order to extend hold time for analysis.**

Cont./Comp. = Containers /Composites

HOLD TIME RUSH

2601095

ENTHALPY ANALYTICAL

931 West Barkley Ave
Orange, CA 92868
(714) 771-6900

Subcontract Laboratory:
McCampbell Analytical, Inc.
1534 Willow Pass Rd.
Pittsburg, CA 94565
ATTN: Quote ID: 252619
PO #: PO-079649

Enthalpy Order: EO-550065
PM: David Tripp
Email: david.tripp@enthalpy.com
CC: incomingreports@enthalpy.com
Phone: 657-581-4710

Results Due: Standard TAT (w/HT RUSH)
Report Level: II
Report To: MDL
EDDs: Standard Excel EDD

Notes:
CHIQUITA Stormwater - HOLD TIME RUSH please

	Sample ID	Collected	Lab ID	# Cont.	Matrix	Analysis Requested	Comment
+	SOUTH BASIN - WESTERN INLET	31-DEC-2025 13:50	550065-001	1	Water	EPA 8151A Chlorinated Herbicides	
				2	Water	RSK-175 CO2	HOLD TIME RUSH please
+1	SOUTH BASIN - EASTERN INLET	31-DEC-2025 14:25	550065-002	1	Water	EPA 8151A Chlorinated Herbicides	
				2	Water	RSK-175 CO2	HOLD TIME RUSH please

Notes:	Relinquished By:	Received By:
	Date: 1-5-26 14:40	Date: 1/6/26 0944
	Date:	Date:
	Date:	Date:

0.2c WET IR39

1 of 1

FEDEX: 887647529148

McCampbell Analytical, Inc.
"When Quality Counts"
1534 Willow Pass Road, Pittsburg, CA 94565-1701
Toll Free Telephone: (877) 252-9262 / Fax: (925) 252-9269
http://www.mccampbell.com / E-mail: main@mccampbell.com

Sample Receipt Checklist

Client Name:	Enthalpy Analytical	Date and Time Received:	1/6/2026 09:44
Project:	EO-550065	Date Logged:	1/6/2026
		Received by:	Agustina Venegas
WorkOrder №:	2601095 Matrix: Water	Logged by:	Agustina Venegas
Carrier:	FedEx		

Chain of Custody (COC) Information

Chain of custody present?	Yes	☑	No	☐		
Chain of custody signed when relinquished and received?	Yes	☑	No	☐		
Chain of custody agrees with sample labels?	Yes	☑	No	☐		
Sample IDs noted by Client on COC?	Yes	☑	No	☐		
Date and Time of collection noted by Client on COC?	Yes	☑	No	☐		
Sampler's name noted on COC?	Yes	☐	No	☑		
COC agrees with Quote?	Yes	☑	No	☐	NA	☐
COC quote NOT expired?	Yes	☐	No	☑	NA	☐

Sample Receipt Information

Custody seals intact on shipping container/cooler?	Yes	☐	No	☐	NA	☑
Custody seals intact on sample bottles?	Yes	☐	No	☐	NA	☑
Shipping container/cooler in good condition?	Yes	☑	No	☐		
Samples in proper containers/bottles?	Yes	☑	No	☐		
Sample containers intact?	Yes	☑	No	☐		
Sufficient sample volume for indicated test?	Yes	☑	No	☐		

Sample Preservation and Hold Time (HT) Information

All samples received within holding time?	Yes	☑	No	☐	NA	☐
Samples Received on Ice?	Yes	☑	No	☐		
(Ice Type: WET ICE)						
Sample/Temp Blank temperature	Temp: 0.2°C				NA	☐
ZHS conditional analyses: VOA meets zero headspace requirement (VOCs, TPHg/BTEX, RSK)?	Yes	☑	No	☐	NA	☐
Sample labels checked for correct preservation?	Yes	☑	No	☐		
pH acceptable upon receipt (Metal: <2)?	Yes	☐	No	☐	NA	☑

UCMR Samples:

pH tested and acceptable upon receipt (200.7: ≤2; 533: 6 - 8; 537.1: 6 - 8)?	Yes	☐	No	☐	NA	☑
Free Chlorine tested and acceptable upon receipt (<0.1mg/L) [not applicable to 200.7]?	Yes	☐	No	☐	NA	☑

Comments:

Laboratory Job Number 550065

Subcontracted Products

Enthalpy - El Dorado Hills

January 20, 2026

Enthalpy Analytical - El Dorado Hills
Work Order No. 2601004

Mr. David Tripp
Enthalpy Analytical
931 W. Barkley Avenue
Orange, CA 92868

Dear Mr. Tripp,

Enclosed are the results for the sample set received at Enthalpy Analytical - EDH on January 03, 2026 under your Project Name 'EO-550065'.

Enthalpy Analytical - EDH is committed to serving you effectively. If you require additional information, please contact me at 916-673-1520 or by email at mark.rein@enthalpy.com.

Thank you for choosing Enthalpy Analytical - EDH as part of your analytical support team.

Sincerely,



Mark Rein
Project Manager

Enthalpy Analytical -EDH certifies that the report herein meets all the requirements set forth by NELAP for those applicable test methods. Results relate only to the samples as received by the laboratory. This report should not be reproduced except in full without the written approval of Enthalpy Analytical -EDH .

Enthalpy Analytical - EDH Work Order No. 2601004
Case Narrative

Sample Condition on Receipt:

Two water samples were received and stored securely in accordance with Enthalpy Analytical - EDH standard operating procedures and EPA methodology. The samples were received in good condition and within the method temperature requirements.

Analytical Notes:

EPA Method 8290A

The samples were extracted and analyzed for 2,3,7,8 TCDD by EPA Method 8290A using a ZB-DIOXIN GC column.

Holding Times

The method holding time criteria were met for these samples.

Quality Control

The Initial Calibration and Continuing Calibration Verifications met the method acceptance criteria.

A Method Blank and Ongoing Precision and Recovery (OPR) sample were extracted and analyzed with the preparation batch. No analytes were detected above the sample quantitation limits in the Method Blank. The OPR recoveries were within the method acceptance criteria.

Labeled standard recoveries for all QC and field samples were within method acceptance criteria.

Table of Contents

Case Narrative..... 1

Table of Contents..... 3

Sample Inventory..... 4

Analytical Results..... 5

Qualifiers..... 10

Certifications..... 11

Sample Receipt..... 12

Sample Inventory Report

Sample ID	Client Sample ID	Sampled	Received	Components/Containers
2601004-01	SOUTH BASIN - WESTERN INLET	31-Dec-25 13:50	03-Jan-26 09:19	Amber Glass NM Bottle, 1L
2601004-02	SOUTH BASIN - EASTERN INLET	31-Dec-25 14:25	03-Jan-26 09:19	Amber Glass NM Bottle, 1L

ANALYTICAL RESULTS

Sample ID: Method Blank

EPA Method 8290A

Client Data

Name: Enthalpy Analytical
Project: EO-550065
Matrix: Aqueous

Laboratory Data

Lab Sample: B26A139-BLK1
QC Batch: B26A139
Sample Size: 0.500 L
Date Extracted: 16-Jan-26
Column: ZB-DIOXIN

Analyte	Conc. (pg/L)	MDL	RL	Qualifiers	Analyzed	Dilution
2,3,7,8-TCDD	ND	3.56	10.0		17-Jan-26 18:55	1

Labeled Standards	Type	% Recovery	Limits	Qualifiers	Analyzed	Dilution
13C-2,3,7,8-TCDD	IS	82.8	40 - 135		17-Jan-26 18:55	1
37Cl-2,3,7,8-TCDD	CRS	89.2	40 - 135		17-Jan-26 18:55	1

MDL - Method Detection Limit
RL - Reporting limit

Results reported to MDL.

Sample ID: OPR **EPA Method 8290A**

Client Data

Name: Enthalpy Analytical
Project: EO-550065
Matrix: Aqueous

Laboratory Data

Lab Sample: B26A139-BS1
QC Batch: B26A139 Date Extracted: 16-Jan-26 03:19
Sample Size: 0.500 L Column: ZB-DIOXIN

Analyte	Amt Found (pg/L)	Spike Amt	% Recovery	Limits	Qualifiers	Analyzed	Dilution
2,3,7,8-TCDD	355	400	88.9	70-130		17-Jan-26 15:57	1
Labeled Standards	**Type**		**% Recovery**	**Limits**	**Qualifiers**	**Analyzed**	**Dilution**
13C-2,3,7,8-TCDD	IS		75.4	40-135		17-Jan-26 15:57	1
37Cl-2,3,7,8-TCDD	CRS		79.1	40-135		17-Jan-26 15:57	1

Sample ID: SOUTH BASIN - WESTERN INLET

EPA Method 8290A

Client Data

Name:	Enthalpy Analytical
Project:	EO-550065
Matrix:	Water
Date Collected:	31-Dec-25 13:50

Laboratory Data

Lab Sample:	2601004-01	Date Received:	03-Jan-26 09:19
QC Batch:	B26A139	Date Extracted:	16-Jan-26
Sample Size:	0.501 L	Column:	ZB-DIOXIN

Analyte	Conc. (pg/L)	MDL	RL	Qualifiers	Analyzed	Dilution
2,3,7,8-TCDD	ND	3.55	9.99		18-Jan-26 11:26	1

Labeled Standards	Type	% Recovery	Limits	Qualifiers	Analyzed	Dilution
13C-2,3,7,8-TCDD	IS	71.5	40 - 135		18-Jan-26 11:26	1
37Cl-2,3,7,8-TCDD	CRS	90.8	40 - 135		18-Jan-26 11:26	1

MDL - Method Detection Limit
RL - Reporting limit

Results reported to MDL.

Sample ID: SOUTH BASIN - EASTERN INLET

EPA Method 8290A

Client Data

Name:	Enthalpy Analytical
Project:	EO-550065
Matrix:	Water
Date Collected:	31-Dec-25 14:25

Laboratory Data

Lab Sample:	2601004-02	Date Received:	03-Jan-26 09:19
QC Batch:	B26A139	Date Extracted:	16-Jan-26
Sample Size:	0.501 L	Column:	ZB-DIOXIN

Analyte	Conc. (pg/L)	MDL	RL	Qualifiers	Analyzed	Dilution
2,3,7,8-TCDD	ND	3.55	9.98		18-Jan-26 12:10	1

Labeled Standards	Type	% Recovery	Limits	Qualifiers	Analyzed	Dilution
13C-2,3,7,8-TCDD	IS	86.0	40 - 135		18-Jan-26 12:10	1
37Cl-2,3,7,8-TCDD	CRS	92.7	40 - 135		18-Jan-26 12:10	1

MDL - Method Detection Limit
RL - Reporting limit

Results reported to MDL.

DATA QUALIFIERS & ABBREVIATIONS

B	Compound was also detected in the method blank
Conc.	Concentration
CRS	Cleanup Recovery Standard
D	Dilution
DL	Detection Limit
E	Concentration exceeded the calibration range
EDL	Estimated Detection Limit
EMPC	Estimated Maximum Possible Concentration
H	Recovery and/or RPD was outside laboratory acceptance limits
I	Chemical Interference
IS	Internal Standard
J	Estimated Concentration below the Reporting Limit/LOQ
LOD	Limit of Detection
LOQ	Limit of Quantitation
MDL	Method Detection Limit
NA	Not Applicable
ND	Not Detected
OPR	Ongoing Precision and Recovery sample
P	Concentration may include contribution from chlorinated diphenyl ether(s).
Q	Ion transition ratio is outside of the acceptance criteria.
RL	Reporting Limit (MRL)
TEQ	Toxic Equivalency, sum of the toxic equivalency factors (TEF) multiplied by the sample concentrations.
TEQMax	TEQ calculated using the detection limit as the concentration for non-detects
TEQMin	TEQ calculated using zero as the concentration for non-detects
TEQRisk	TEQ calculated using ½ the detection limit as the concentration for non-detects
U	Not Detected (specific projects only)
*	See Cover Letter

Unless otherwise noted, solid sample results are reported in dry weight. Tissue samples are reported in wet weight.

Enthalpy Analytical - EDH Certifications

Accrediting Authority	Certificate Number
Alaska Department of Environmental Conservation	17-013
Arkansas Department of Environmental Quality	21-023-0
California Department of Health – ELAP	2892
DoD ELAP - A2LA Accredited - ISO/IEC 17025	3091.01
Florida Department of Health	E87777
Hawaii Department of Health	N/A
Louisiana Department of Environmental Quality	01977
Maine Department of Health	2020018
Michigan Department of Environmental Quality	9932
Minnesota Department of Health	2211390
Nevada Division of Environmental Protection	CA00413
New Hampshire Environmental Accreditation Program	207721
New Jersey Department of Environmental Protection	CA003
New York Department of Health	11411
Ohio Environmental Protection Agency	87778
Oregon Laboratory Accreditation Program	4042-021
Texas Commission on Environmental Quality	T104704189-22-13
Vermont Department of Health	VT-4042
Virginia Department of General Services	11276
Washington Department of Ecology	C584
Wisconsin Department of Natural Resources	998036160

Current certificates and lists of licensed parameters can be found at Enthalpy.com/Resources/Accreditations.

ENTHALPY ANALYTICAL

931 West Barkley Ave
Orange, CA 92868
(714) 771-6900

Subcontract Laboratory:
Enthalpy - El Dorado Hills
1104 Windfield Way
El Dorado Hills, CA 95762
ATTN: Mark Rein
PO #: Required, to be sent via email

Enthalpy Order: EO-550065
PM: David Tripp
Email: david.tripp@enthalpy.com
CC: incomingreports@enthalpy.com
Phone: 657-581-4710

Results Due: Standard TAT (15wd TAT)
Report Level: II
Report To: MDL
EDDs: BLDR:Enthalpy (the normal EDD you send to Orange)

2601004 1.7°C

Notes:
CHIQUITA Stormwater - please strive for 15wd TAT if at all possible. No decanting, unless specifically requested. We'll notify ASAP if that ever changes.

Sample ID	Collected	Lab ID	# Cont.	Matrix	Analysis Requested	Comment
SOUTH BASIN - WESTERN INLET	31-DEC-2025 13:50	550065-001	1	Water	EPA 8290 - 2,3,7,8-TCDD Only	
SOUTH BASIN - EASTERN INLET	31-DEC-2025 14:25	550065-002	1	Water	EPA 8290 - 2,3,7,8-TCDD Only	

Notes:	Relinquished By:	Received By:
	[signature]	[signature]
	Date: 1/2/26 14:41	Date: 01/03/26 09:15
	Date:	Date:
	Date:	Date:

CoC/Label Reconciliation Report WO# 2601004

LabNumber	CoC Sample ID		SampleAlias	Sample Date/Time		Container	BaseMatrix	Sample Comments
2601004-01	A SOUTH BASIN - WESTERN INLET	☑ A)	550065-001	31-Dec-25 13:50	☑	Amber Glass NM Bottle, 1L	Aqueous	
2601004-02	A SOUTH BASIN - EASTERN INLET	☑	550065-002	31-Dec-25 14:25	☑	Amber Glass NM Bottle, 1L	Aqueous	

Checkmarks indicate that information on the COC reconciled with the sample label.
Any discrepancies are noted in the following columns.

CONDITION	Yes	No	NA
Sample Container Intact?	✓		
Sample Container(s) Custody Seals Intact?			✓
Custody Seals On Cooler Intact?			✓
Adequate Sample Volume?	✓		
Container Type Appropriate for Analysis(es)?	✓		

Comments:

A) No backup volume

Preservation Documented: Na2S2O3 Trizma NH4CH3CO2 (None) Other

Verifed by/Date: XYA 01/05/26 Originally labeled and reconciled by XAO on 01/03/26

Enthalpy Analytical
931 West Barkley Ave
Orange, CA 92868
(714) 771-6900

enthalpy.com

Lab Job Number : 550068
Report Level : II
Report Date : 01/20/2026

Analytical Report *prepared for:*

Dylan Smith
Waste Connections
Chiquita Canyon Landfill
29201 Henry Mayo Drive
Castaic, CA 91384

Project: CCLF STORMWATER - Chiquita Canyon Stormwater - FINAL REPORT

Authorized for release by:

David Tripp, Project Manager
657-581-4710
david.tripp@enthalpy.com

This data package has been reviewed for technical correctness and completeness. Release of this data has been authorized by the Laboratory Manager or the Manager's designee, as verified by the above signature which applies to this PDF file as well as any associated electronic data deliverable files. The results contained in this report meet all requirements of NELAP and pertain only to those samples which were submitted for analysis. This report may be reproduced only in its entirety.

CA ELAP# 1338, CA ELAP #1338-S1, NELAP# 4038, SCAQMD LAP# 18LA0518, LACSD ID# 10105, ORELAP# 4197

ENTHALPY ANALYTICAL

Sample Summary

Dylan Smith
Waste Connections
Chiquita Canyon Landfill
29201 Henry Mayo Drive
Castaic, CA 91384

Lab Job #:	550068
Project No:	CCLF STORMWATER
Location:	Chiquita Canyon Stormwater - FINAL REPORT
Date Received:	01/01/26

Sample ID	Lab ID	Collected	Matrix
SOUTH	550068-001	01/01/26 09:00	Water
SOUTH - UNDILUTED 1,4-DIOXANE	550068-002	01/01/26 09:00	Water

ENTHALPY ANALYTICAL

Case Narrative

Waste Connections Chiquita Canyon Landfill 29201 Henry Mayo Drive Castaic, CA 91384 Dylan Smith	Lab Job Number: 550068 Project No: CCLF STORMWATER Location: Chiquita Canyon Stormwater - FINAL REPORT Date Received: 01/01/26

This data package contains sample and QC results for two water samples, requested for the above referenced project on 01/01/26. The samples were received in good condition.

Volatile Organics by GC/MS (EPA 8260B):

- Toluene was detected between the MDL and the RL in the method blank for batch 391466; this analyte was not detected in the sample at or above the RL.
- SOUTH (lab # 550068-001) had pH greater than 2.
- No other analytical problems were encountered.

Semivolatile Organics by GC/MS (EPA 8270C):
No analytical problems were encountered.

Semivolatile Organics by GC/MS (EPA 625.1):

- Low surrogate recovery was observed for 2-fluorophenol in SOUTH (lab # 550068-001).
- Low surrogate recoveries were observed for phenol-d6 in SOUTH (lab # 550068-001) and the method blank for batch 391447.
- No other analytical problems were encountered.

Semivolatile Organics by GC/MS SIM (EPA 8270C-SIM):

- 550068-002 was prepared outside of hold time; affected data was qualified with "H". The sample (as 001) was initially analyzed within hold time but was run at a 5x dilution. This was discovered in review after the hold time had passed. The sample was analyzed undiluted and confirms the original ND result at the lower reporting limit.
- No other analytical problems were encountered.

Pesticides (EPA 8081A):
No analytical problems were encountered.

Total Organic Carbon by IR (SM 5310B):
No analytical problems were encountered.

PCBs (EPA 8082):
No analytical problems were encountered.

Metals (EPA 200.7, EPA 200.8, and EPA 245.1):

- Low recoveries were observed for tin in the MS/MSD for batch 391518; the parent sample was not a project sample, and the associated RPD was within limits. High recoveries were observed for manganese and zinc; the associated RPDs were within limits.
- High recoveries were observed for boron, manganese, and zinc in the MSD for batch 391518; the parent sample was not a project sample. High RPD was observed for many analytes in the MS/MSD for batch 391518.
- No other analytical problems were encountered.

Ion Chromatography (EPA 300.0):

- High recoveries were observed for a number of analytes in the MS of SOUTH (lab # 550068-001); the LCS was within limits.
- Responses exceeding the instrument's linear range were observed for sulfate in the MS/MSD of SOUTH (lab # 550068-001); affected data was qualified with "E".
- No other analytical problems were encountered.

Total Phosphorus as P (SM 4500-P-B5-E):
No analytical problems were encountered.

Conductivity (SM2510B):
No analytical problems were encountered.

Total Oil & Grease (HEM) (EPA 1664A):

- Matrix spikes were not performed for this analysis due to insufficient sample volume.
- No analytical problems were encountered.

Total Phenolics (EPA 420.1):
No analytical problems were encountered.

Alkalinity (SM2320B):
No analytical problems were encountered.

Sulfide (SM 4500-S2-D):
No analytical problems were encountered.

Total Dissolved Solids (TDS) (SM2540C):

- High RPD was observed for total dissolved solids in the SDUP for batch 391571; the parent sample was not a project sample.
- No other analytical problems were encountered.

Total Suspended Solids (TSS) (SM2540D):

- High RPD was observed for total suspended solids in the SDUP for batch 391504; the parent sample was not a project sample.
- No other analytical problems were encountered.

Chemical Oxygen Demand (SM5220D):
No analytical problems were encountered.

Biochemical Oxygen Demand (SM5210B):
No analytical problems were encountered.

Turbidity (SM2130B):
No analytical problems were encountered.

Cyanide - Semi-Automated Method (SM 4500-CN-E and SM 4500-CN-E):
No analytical problems were encountered.

Coliform - 9221 Tests (SM 9221B and SM 9221F):
No analytical problems were encountered.

Ammonia and TKN- Semi-Automated Method (SM 4500-NH3-G):
No analytical problems were encountered.

Organophosphorus Pesticides (EPA 8141A):
Pace Laboratories in Bakersfield, CA performed the analysis (see sublab report section for certifications). Please see the Pace Laboratories case narrative.

8151A Chlorinated Herbicides (EPA 8151A):
McCampbell Analytical, Inc. in Pittsburg, CA performed the analysis (NELAP certified). Please see the McCampbell Analytical, Inc. case narrative.

RSK-175 CO2 (RSK-175):
McCampbell Analytical, Inc. in Pittsburg, CA performed the analysis (see sublab report section for certifications). Please see the McCampbell Analytical, Inc. case narrative.

Dioxins & Furans (EPA 8290):
Enthalpy - El Dorado Hills in El Dorado Hills, CA performed the analysis (see sublab report section for certifications). Please see the Enthalpy - El Dorado Hills case narrative.

ENTHALPY ANALYTICAL

Chain of Custody Record

Lab No: 550068

Page: 1 of 3

Turn Around Time (rush by advanced notice only)

Standard:	X	5 Day:		3 Day:	
2 Day:		1 Day:		Custom TAT:	

Enthalpy Analytical - Orange

931 W. Barkley Avenue, Orange, CA 92868

Phone 714-771-6900

Matrix: A = Air S = Soil/Solid W = Water DW = Drinking Wate SD = Sediment PP = Pure Product SEA = Sea Water SW = Swab T = Tissue WP = Wipe O = Other

Preservatives: 1 = $Na_2S_2O_3$ 2 = HCl 3 = HNO_3 4 = H_2SO_4 5 = NaOH 6 = Other

Sample Receipt Temp: IR 10 4.1 / 4.3 3.8 / 4.0 (lab use only)

CUSTOMER INFORMATION		PROJECT INFORMATION	
Company:	Chiquita Canyon, LLC	Name:	Stormwater Outlet
Report To:	Kate Logan	Number:	
Email:	kate.logan@wasteconnections.com	P.O. #:	
Address:	29201 Henry Mayo Drive	Address:	29201 Henry Mayo Drive
	Castaic, CA 91384		Castaic, CA 91384
Phone:	682-559-3880	Global ID:	
Fax:		Sampled By:	MT, CH

	Sample ID	Sampling Date	Sampling Time	Matrix	Container No. / Size	Pres.	200.7/200.8 Metals (see comments)	245.1 Mercury	4500-CN-E Cyanide	8081 Pesticides / 8082 PCBs	8141 Organophosphorous Pesticides	8151 Herbicides	8260 VOCs	8260 Acrolein/Acrylonitrile	8270C	8290 2,3,7,8-TCDD	Test Instructions / Comments
1	South	01/01/26	0900	W	31	1,2,4,6	X	X	X	X	X	X	X	X	X	X	Temp: 13.7°C, pH 8.21
2																	
3																	
4																	
5																	
6																	
7																	
8																	
9																	
10																	

200.8 - Ag, As, B, Ba, Be, Cd, Co, Cr, Cu, Ni, Mn, Pb, Sb, Se, Sn, Tl, V, Zn
200.7 - Fe, Ca, K, Mg, Na

Additional email recipients:
matt.breuer@wasteconnections.com
stormwater@wasteconnections.com
tmb@swteng.com
aav@swteng.com

Direct invoices to:
Maribel Bolanos
(661) 257-3665

Login 550068

	Signature	Print Name	Company / Title	Date / Time
[1] Relinquished By:		Matt Tuggle	CTEH	1/1 1125
[1] Received By:		Anna Roberts	EA	1/1/26 11:25
[2] Relinquished By:				
[2] Received By:				
[3] Relinquished By:				
[3] Received By:				

ENTHALPY ANALYTICAL

Chain of Custody Record

Lab No:

Page: 2 of 3

Turn Around Time (rush by advanced notice only)					
Standard:	X	5 Day:		3 Day:	
2 Day:		1 Day:		Custom TAT:	

Enthalpy Analytical - Orange

931 W. Barkley Avenue, Orange, CA 92868

Phone 714-771-6900

Matrix: A = Air S = Soil/Solid W = Water DW = Drinking Wate SD = Sediment PP = Pure Product SEA = Sea Water SW = Swab T = Tissue WP = Wipe O = Other

Preservatives: 1 = $Na_2S_2O_3$ 2 = HCl 3 = HNO_3 4 = H_2SO_4 5 = NaOH 6 = Other

Sample Receipt Temp: (lab use only)

CUSTOMER INFORMATION		PROJECT INFORMATION	
Company:	Chiquita Canyon, LLC	Name:	Stormwater Outlet
Report To:	Kate Logan	Number:	
Email:	kate.logan@wasteconnections.com	P.O. #:	
Address:	29201 Henry Mayo Drive	Address:	29201 Henry Mayo Drive
	Castaic, CA 91384		Castaic, CA 91384
Phone:	682-559-3880	Global ID:	
Fax:		Sampled By:	MT, CH

	Sample ID	Sampling Date	Sampling Time	Matrix	Container No. / Size	Pres.	SM4500-S2-D Total Sulfide	420.1 Total Phenolics	1664A Oil and Grease	9221B Tota Coliform	9221F E. Coli	300.0 Cl, Br, Fl, NO3, NO2, SO4	2540D TSS	5310B TOC	8270 SIM 1,4-Dioxane	SM2320B Alkalinity	Test Instructions / Comments
1	South	01/01/26	0900	W	31	1,2,4,6	X	X	X	X	X	X	X	X	X	X	Temp: 13.7°C, pH 8.21
2																	
3																	
4																	
5																	
6																	
7																	
8																	
9																	
10																	

Additional email recipients:
matt.breuer@wasteconnections.com
stormwater@wasteconnections.com
tmb@swteng.com
aav@swteng.com

Direct invoices to:
Maribel Bolanos
(661) 257-3665

	Signature	Print Name	Company / Title	Date / Time
[1] Relinquished By:		Matt Tuggle	CTEH	1/1 1125
[1] Received By:		Anna Roberts	EA	1/1126 11:25
[2] Relinquished By:				
[2] Received By:				
[3] Relinquished By:				
[3] Received By:				

ENTHALPY ANALYTICAL

Chain of Custody Record

Lab No:

Page: 3 of 3

Turn Around Time (rush by advanced notice only)

Standard:	X	5 Day:		3 Day:	
2 Day:		1 Day:		Custom TAT:	

Enthalpy Analytical - Orange

931 W. Barkley Avenue, Orange, CA 92868

Phone 714-771-6900

Matrix: A = Air S = Soil/Solid W = Water DW = Drinking Wate SD = Sediment PP = Pure Product SEA = Sea Water SW = Swab T = Tissue WP = Wipe O = Other

Preservatives: 1 = $Na_2S_2O_3$ 2 = HCl 3 = HNO_3 4 = H_2SO_4 5 = NaOH 6 = Other

Sample Receipt Temp: (lab use only)

CUSTOMER INFORMATION		PROJECT INFORMATION	
Company:	Chiquita Canyon, LLC	Name:	Stormwater Outlet
Report To:	Kate Logan	Number:	
Email:	kate.logan@wasteconnections.com	P.O. #:	
Address:	29201 Henry Mayo Drive	Address:	29201 Henry Mayo Drive
	Castaic, CA 91384		Castaic, CA 91384
Phone:	682-559-3880	Global ID:	
Fax:		Sampled By:	MT, CH

	Sample ID	Sampling Date	Sampling Time	Matrix	Container No. / Size	Pres.	SM5220D Chemical Oxygen Demand	SM2510B Specific Conductance	RSK-175 Carbon Dioxide	2540E TDS	SM2130B Turbidity	350.1 Ammonia	625.1 - See Comments	625.1 Alpha-Terpineol	SM5210B BOD		Test Instructions / Comments
1	South	01/01/26	0900	W	31	1,2,4,6	X	X	X	X	X	X	X	X	X	X	Temp: 13.7°C, pH 8.21
2																	
3																	
4																	
5																	
6																	
7																	
8																	
9																	
10																	

Analysis Request

Test Instructions / Comments

625.1 - Benzoic Acid, Pyridine, Phenol, 2-methylphenol, 3,4-methylphenol, Cresol, Naphthalene, alpha-terpineol

Additional email recipients:
matt.breuer@wasteconnections.com
stormwater@wasteconnections.com
tmb@swteng.com
aav@swteng.com

Direct invoices to:
Maribel Bolanos
(661) 257-3665

	Signature	Print Name	Company / Title	Date / Time
[1] Relinquished By:		Matt Tuggle	CTEH	1/1/25
[1] Received By:		Anna Roberts	EA	1/1/26 11:25
[2] Relinquished By:				
[2] Received By:				
[3] Relinquished By:				
[3] Received By:				

SAMPLE RECEIPT CHECKLIST

Section 1: General Info

Date Received: 01/01/26 WO# 550068 Client: WASTECONNECTIONS

Section 2: Shipping / Custody **Are custody seals present?** ☐ Yes ☒ No

Custody seals intact on arrival? ■ N/A ☐ Yes ☐ No ☐ On cooler / box ☐ On samples

☐ Courier ■ Walk-In ☐ Field Sampling ☐ Shipping Info: _____

Section 3a: Condition / Packaging ☐ **Outside 0.0 - 6.0°C (0.0 - 10.0°C for microbiology) (PM notified)**

Date Opened 01/01/26 By (initials) AGR Type of ice used: ■ Wet ☐ Blue/Gel ☐ None

■ Samples received on ice directly from the field; cooling process had begun. (if checked, skip temperatures)

☐ Sample matrix doesn't require cooling (e.g. air, bulk PCB). (if checked, skip temperatures)

If no cooler: Observed/Adjusted Temp (°C): _____ / _____ Thermometer/IR Gun: IR 10 CF: +0.2

Cooler Temp (°C) #1: 4.1 / 4.3 #2: 3.8 / 4.0 #3: ____/____ #4: ____/____ #5: ____/____ #6: ____/____

Section 3b: Microbiology Samples ☐ **No microbiology samples submitted (skip 3b)**

■ Within temp range 0.0 - 10.0°C or received on ice directly from field.

■ Adequate headspace for microbiology analysis.

Section 3c: Air Samples ■ **No air samples submitted (skip 3c)**

☐ 1.4L Canisters ☐ 6L Canisters ☐ Tedlar Bags ☐ MCE Cassettes ☐ Sorbent Tubes ☐ Other_____

Section 4: Containers / Labels / Samples	YES	NO	N/A
1) Were custody papers present, filled properly, and legible?	X		
2) Is the sampler's name present on the CoC?	X		
3) Were containers received in good condition (unbroken / unopened / uncompromised)?	X		
4) Were the samples bagged? (required for microbiology samples; recommended for soil samples)	X		
5) Were all of, and only, the correct samples received?	X		
6) Are sample labels present, legible, and in agreement with the CoC?		X	
7) Does the container count match the CoC?	X		
8) Was sufficient sample volume / mass received for the analyses requested?	X		
9) Were samples received in proper containers for the analyses requested?	X		
10) Were samples received with > 1/2 holding time remaining?	X		
11) Are samples properly preserved as indicated by CoC / labels?	X		
12) Unpreserved VOAs received - If necessary, was the hold time changed in LIMS?		X	
13) Are VOA vials free from headspace/bubbles > 6mm?	X		

Section 5: Explanations / Comments

(If no comments are made, then no discrepancies noted.)

4.6 Sample ID is "South" per the COC, but "Outlet" per the sample labels

☐ **No additional discrepancies**

Date Logged 01/01/26 **By (print)** AGR **(sign)** [signature]

Date Labeled 01/01/26 **By (print)** AGR **(sign)** [signature]

Outlook

Re: Discrepancy - Waste Connections - LR #550068

From David Tripp <david.tripp@enthalpy.com>
Date Thu 1/1/2026 1:11 PM
To Anna Roberts <AnnaRoberts@enthalpy.com>
Cc Sample Receiving Group Orange <srloginorange@enthalpy.com>; Jocelyn Nguyen <JocelynNguyen@enthalpy.com>

Thank you, Anna! Yes, Matt did text me the same message, confirming that "SOUTH" noted on the COC is correct versus the bottle labels "OUTLET."

Thanks!

David Tripp
Senior Project Manager
Enthalpy Analytical
Orange, CA | US Pacific Time
657-581-4710
david.tripp@enthalpy.com | enthalpy.com
Terms & Conditions

From: Anna Roberts <AnnaRoberts@enthalpy.com>
Sent: Thursday, January 1, 2026 12:00 PM
To: David Tripp <david.tripp@enthalpy.com>
Cc: Sample Receiving Group Orange <srloginorange@enthalpy.com>; Jocelyn Nguyen <JocelynNguyen@enthalpy.com>
Subject: Discrepancy - Waste Connections - LR #550068

Hi David,

For the above LR, the sample ID was listed as "South" per the COC, but "Outlet" per the sample labels. The courier who dropped them off said they were already aware of the discrepancy in the labels and was going to message you about it as well.

Thank you,

Anna Roberts
Laboratory Technician
Enthalpy Analytical
Orange, CA | US Pacific Time
Office: +1-714-771-6900 x 10318

CONFIDENTIALITY NOTICE: The contents of this email message and any attachments are intended solely for the addressee(s) and may contain confidential, proprietary and/or privileged information and may be legally protected from disclosure. If you are not the intended recipient of this message or their agent, or if this message has been addressed to you in error, please immediately alert the sender by reply email and then delete this message and any attachments and the reply from your system. If you are not the intended recipient, you are hereby notified that any disclosure, use, dissemination, copying, or storage of this message or its attachments is strictly prohibited.

ENTHALPY ANALYTICAL

Analysis Results for 550068

Dylan Smith
Waste Connections
Chiquita Canyon Landfill
29201 Henry Mayo Drive
Castaic, CA 91384

Lab Job #: 550068
Project No: CCLF STORMWATER
Location: Chiquita Canyon Stormwater - FINAL REPORT
Date Received: 01/01/26

Sample ID: SOUTH **Lab ID: 550068-001** **Collected: 01/01/26 09:00**
Matrix: Water

550068-001 Analyte	Result	Qual	Units	RL	MDL	DF	Batch	Prepared	Analyzed	Chemist
Method: EPA 1664A Prep Method: METHOD										
Total Oil and Grease	ND		mg/L	5.0	0.97	1	391559	01/04/26	01/05/26	JAG
Method: EPA 200.7 Prep Method: EPA 3015A										
Calcium	**92**		mg/L	0.10	0.0095	1	391450	01/02/26	01/02/26	SBW
Iron	**10**		mg/L	0.050	0.017	1	391450	01/02/26	01/02/26	SBW
Magnesium	**16**		mg/L	0.10	0.017	1	391450	01/02/26	01/02/26	SBW
Potassium	**25**		mg/L	0.50	0.20	1	391450	01/02/26	01/02/26	SBW
Sodium	**63**		mg/L	0.50	0.017	1	391450	01/02/26	01/02/26	SBW
Method: EPA 200.8 Prep Method: EPA 3015A										
Antimony	**1.8**	J	ug/L	2.0	1.3	1	391518	01/02/26	01/07/26	KAM
Arsenic	**9.6**		ug/L	2.0	0.30	1	391518	01/02/26	01/07/26	KAM
Barium	**130**		ug/L	5.0	0.44	1	391518	01/02/26	01/07/26	KAM
Beryllium	**0.27**	J	ug/L	1.0	0.060	1	391518	01/02/26	01/07/26	KAM
Boron	**280**		ug/L	100	57	10	391518	01/02/26	01/07/26	KAM
Cadmium	**0.24**	J	ug/L	1.0	0.21	1	391518	01/02/26	01/07/26	KAM
Chromium	**11**		ug/L	5.0	0.40	1	391518	01/02/26	01/07/26	KAM
Cobalt	**4.7**		ug/L	1.0	0.14	1	391518	01/02/26	01/07/26	KAM
Copper	**22**		ug/L	3.0	0.84	1	391518	01/02/26	01/07/26	KAM
Lead	**9.3**		ug/L	5.0	0.23	1	391518	01/02/26	01/07/26	KAM
Manganese	**180**		ug/L	10	4.3	1	391518	01/02/26	01/07/26	KAM
Nickel	**11**		ug/L	5.0	0.91	1	391518	01/02/26	01/07/26	KAM
Selenium	ND		ug/L	10	5.0	1	391518	01/02/26	01/07/26	KAM
Silver	ND		ug/L	5.0	0.37	1	391518	01/02/26	01/07/26	KAM
Thallium	ND		ug/L	1.0	0.25	1	391518	01/02/26	01/07/26	KAM
Tin	ND		ug/L	5.0	1.5	1	391518	01/02/26	01/07/26	KAM
Vanadium	**20**		ug/L	5.0	0.59	1	391518	01/02/26	01/07/26	KAM
Zinc	**45**		ug/L	10	7.6	1	391518	01/02/26	01/07/26	KAM
Method: EPA 245.1 Prep Method: EPA 245.1										
Mercury	**0.079**	J	ug/L	0.40	0.032	1	391448	01/02/26	01/02/26	SMP
Method: EPA 300.0 Prep Method: METHOD										
Fluoride	**0.16**	J	mg/L	0.20	0.072	1	391443	01/01/26 13:30	01/01/26 14:48	KUM
Chloride	**39**		mg/L	1.0	0.27	1	391443	01/01/26 13:30	01/01/26 14:48	KUM
Nitrogen, Nitrite	**0.09**	J	mg/L	0.10	0.02	1	391443	01/01/26 13:30	01/01/26 14:48	KUM

Results for any subcontracted analyses are not included in this section.

ENTHALPY ANALYTICAL

Analysis Results for 550068

550068-001 Analyte	Result	Qual	Units	RL	MDL	DF	Batch	Prepared	Analyzed	Chemist
Bromide	**0.096**	J	mg/L	0.30	0.060	1	391443	01/01/26 13:30	01/01/26 14:48	KUM
Nitrogen, Nitrate	**2.0**		mg/L	0.10	0.05	1	391443	01/01/26 13:30	01/01/26 14:48	KUM
Sulfate	**190**		mg/L	10	2.5	10	391443	01/01/26 13:30	01/01/26 15:48	KUM
Method: EPA 350.1 Prep Method: METHOD										
Ammonia-N	**0.33**		mg/L	0.10	0.068	1	391593	01/05/26	01/05/26	JAK
Method: EPA 420.1 Prep Method: METHOD										
Total Phenolics	**0.0080**	J	mg/L	0.010	0.0065	1	392363	01/13/26	01/13/26	LVL
Method: EPA 625.1 Prep Method: EPA 3510C										
Pyridine	ND		ug/L	9.4	2.7	0.94	391447	01/02/26	01/02/26	TJW
Phenol	ND		ug/L	9.4	2.0	0.94	391447	01/02/26	01/02/26	TJW
2-Methylphenol	ND		ug/L	9.4	3.1	0.94	391447	01/02/26	01/02/26	TJW
3-,4-Methylphenol	ND		ug/L	9.4	2.8	0.94	391447	01/02/26	01/02/26	TJW
Benzoic acid	ND		ug/L	47	10	0.94	391447	01/02/26	01/02/26	TJW
Naphthalene	ND		ug/L	9.4	3.4	0.94	391447	01/02/26	01/02/26	TJW
Cresol	ND		ug/L	9.4		0.94	391447	01/02/26	01/02/26	TJW
a-Terpineol	ND		ug/L	9.4	1.9	0.94	391447	01/02/26	01/03/26	TJW
Method: EPA 8081A Prep Method: EPA 3510C										
alpha-BHC	ND		ug/L	0.05	0.009	0.94	391575	01/04/26	01/05/26	XLY
beta-BHC	ND		ug/L	0.05	0.01	0.94	391575	01/04/26	01/05/26	XLY
gamma-BHC	ND		ug/L	0.05	0.008	0.94	391575	01/04/26	01/05/26	XLY
delta-BHC	ND		ug/L	0.05	0.01	0.94	391575	01/04/26	01/05/26	XLY
Heptachlor	ND		ug/L	0.05	0.01	0.94	391575	01/04/26	01/05/26	XLY
Aldrin	ND		ug/L	0.05	0.01	0.94	391575	01/04/26	01/05/26	XLY
Heptachlor epoxide	ND		ug/L	0.05	0.009	0.94	391575	01/04/26	01/05/26	XLY
Endosulfan I	ND		ug/L	0.05	0.01	0.94	391575	01/04/26	01/05/26	XLY
Dieldrin	ND		ug/L	0.09	0.01	0.94	391575	01/04/26	01/05/26	XLY
4,4'-DDE	ND		ug/L	0.09	0.01	0.94	391575	01/04/26	01/05/26	XLY
Endrin	ND		ug/L	0.09	0.01	0.94	391575	01/04/26	01/05/26	XLY
Endosulfan II	ND		ug/L	0.09	0.02	0.94	391575	01/04/26	01/05/26	XLY
Endosulfan sulfate	ND		ug/L	0.09	0.01	0.94	391575	01/04/26	01/05/26	XLY
4,4'-DDD	ND		ug/L	0.09	0.01	0.94	391575	01/04/26	01/05/26	XLY
Endrin aldehyde	ND		ug/L	0.09	0.02	0.94	391575	01/04/26	01/05/26	XLY
Endrin ketone	ND		ug/L	0.09	0.02	0.94	391575	01/04/26	01/05/26	XLY
4,4'-DDT	ND		ug/L	0.09	0.03	0.94	391575	01/04/26	01/05/26	XLY
Methoxychlor	ND		ug/L	0.09	0.03	0.94	391575	01/04/26	01/05/26	XLY
Toxaphene	ND		ug/L	1.9	0.4	0.94	391575	01/04/26	01/05/26	XLY
Chlordane (Technical)	ND		ug/L	0.9	0.2	0.94	391575	01/04/26	01/05/26	XLY
Surrogates				**Limits**						
TCMX	79%		%REC	29-120		0.94	391575	01/04/26	01/05/26	XLY
Decachlorobiphenyl	87%		%REC	33-132		0.94	391575	01/04/26	01/05/26	XLY
Method: EPA 8082 Prep Method: EPA 3510C										
Aroclor-1016	ND		ug/L	0.47	0.29	0.94	391575	01/04/26	01/05/26	XLY
Aroclor-1221	ND		ug/L	0.47	0.44	0.94	391575	01/04/26	01/05/26	XLY
Aroclor-1232	ND		ug/L	0.47	0.26	0.94	391575	01/04/26	01/05/26	XLY

Results for any subcontracted analyses are not included in this section.

ENTHALPY ANALYTICAL

Analysis Results for 550068

550068-001 Analyte	Result	Qual	Units	RL	MDL	DF	Batch	Prepared	Analyzed	Chemist
Aroclor-1242	ND		ug/L	0.47	0.27	0.94	391575	01/04/26	01/05/26	XLY
Aroclor-1248	ND		ug/L	0.47	0.22	0.94	391575	01/04/26	01/05/26	XLY
Aroclor-1254	ND		ug/L	0.47	0.25	0.94	391575	01/04/26	01/05/26	XLY
Aroclor-1260	ND		ug/L	0.47	0.31	0.94	391575	01/04/26	01/05/26	XLY
Aroclor-1262	ND		ug/L	0.47	0.28	0.94	391575	01/04/26	01/05/26	XLY
Aroclor-1268	ND		ug/L	0.47	0.24	0.94	391575	01/04/26	01/05/26	XLY
Surrogates				**Limits**						
Decachlorobiphenyl (PCB)	73%		%REC	28-138		0.94	391575	01/04/26	01/05/26	XLY
Method: EPA 8260B Prep Method: EPA 5030B										
Carbon Disulfide	ND		ug/L	5.0	0.1	1	391466	01/02/26	01/02/26	HMN
Chloroprene	ND		ug/L	200	2.7	1	391466	01/02/26	01/02/26	HMN
3-Chloropropene	ND		ug/L	5.0	0.2	1	391466	01/02/26	01/02/26	HMN
Ethyl methacrylate	ND		ug/L	50	3.9	1	391466	01/02/26	01/02/26	HMN
Ethanol	ND		ug/L	500	160	1	391466	01/02/26	01/02/26	HMN
2-Hexanone	ND		ug/L	5.0	1.3	1	391466	01/02/26	01/02/26	HMN
Isopropanol (IPA)	ND		ug/L	200	96	1	391466	01/02/26	01/02/26	HMN
Methyl acrylonitrile	ND		ug/L	35	4.2	1	391466	01/02/26	01/02/26	HMN
Vinyl Acetate	ND		ug/L	50	3.2	1	391466	01/02/26	01/02/26	HMN
Acrolein	ND		ug/L	200	2.6	1	391466	01/02/26	01/02/26	HMN
Acrylonitrile	ND		ug/L	10	0.7	1	391466	01/02/26	01/02/26	HMN
Freon 12	ND		ug/L	5.0	0.2	1	391466	01/02/26	01/02/26	HMN
Chloromethane	ND		ug/L	5.0	0.09	1	391466	01/02/26	01/02/26	HMN
Vinyl Chloride	ND		ug/L	5.0	0.1	1	391466	01/02/26	01/02/26	HMN
Bromomethane	ND		ug/L	5.0	0.1	1	391466	01/02/26	01/02/26	HMN
Chloroethane	ND		ug/L	5.0	0.1	1	391466	01/02/26	01/02/26	HMN
Trichlorofluoromethane	ND		ug/L	5.0	0.1	1	391466	01/02/26	01/02/26	HMN
Iodomethane	ND		ug/L	5.0		1	391466	01/02/26	01/02/26	HMN
Acetone	ND		ug/L	100	14	1	391466	01/02/26	01/02/26	HMN
Freon 113	ND		ug/L	5.0	0.1	1	391466	01/02/26	01/02/26	HMN
1,1-Dichloroethene	ND		ug/L	5.0	0.1	1	391466	01/02/26	01/02/26	HMN
Methylene Chloride	ND		ug/L	10	0.2	1	391466	01/02/26	01/02/26	HMN
MTBE	ND		ug/L	5.0	0.1	1	391466	01/02/26	01/02/26	HMN
trans-1,2-Dichloroethene	ND		ug/L	5.0	0.1	1	391466	01/02/26	01/02/26	HMN
1,1-Dichloroethane	ND		ug/L	5.0	0.09	1	391466	01/02/26	01/02/26	HMN
2-Butanone	**3.0**	J	ug/L	10	1.3	1	391466	01/02/26	01/02/26	HMN
cis-1,2-Dichloroethene	ND		ug/L	5.0	0.1	1	391466	01/02/26	01/02/26	HMN
2,2-Dichloropropane	ND		ug/L	5.0	0.2	1	391466	01/02/26	01/02/26	HMN
Chloroform	ND		ug/L	5.0	0.08	1	391466	01/02/26	01/02/26	HMN
Bromochloromethane	ND		ug/L	5.0	0.1	1	391466	01/02/26	01/02/26	HMN
1,1,1-Trichloroethane	ND		ug/L	5.0	0.1	1	391466	01/02/26	01/02/26	HMN
1,1-Dichloropropene	ND		ug/L	5.0	0.1	1	391466	01/02/26	01/02/26	HMN
Carbon Tetrachloride	ND		ug/L	5.0	0.1	1	391466	01/02/26	01/02/26	HMN
1,2-Dichloroethane	ND		ug/L	5.0	0.2	1	391466	01/02/26	01/02/26	HMN
Benzene	ND		ug/L	1.0	0.1	1	391466	01/02/26	01/02/26	HMN
Trichloroethene	ND		ug/L	5.0	0.1	1	391466	01/02/26	01/02/26	HMN
1,2-Dichloropropane	ND		ug/L	5.0	0.09	1	391466	01/02/26	01/02/26	HMN
Bromodichloromethane	ND		ug/L	5.0	0.07	1	391466	01/02/26	01/02/26	HMN
Dibromomethane	ND		ug/L	5.0	0.1	1	391466	01/02/26	01/02/26	HMN
4-Methyl-2-Pentanone	ND		ug/L	5.0	1.0	1	391466	01/02/26	01/02/26	HMN
cis-1,3-Dichloropropene	ND		ug/L	5.0	0.1	1	391466	01/02/26	01/02/26	HMN
Toluene	ND		ug/L	5.0	0.1	1	391466	01/02/26	01/02/26	HMN

Results for any subcontracted analyses are not included in this section.

ENTHALPY ANALYTICAL

Analysis Results for 550068

550068-001 Analyte	Result	Qual	Units	RL	MDL	DF	Batch	Prepared	Analyzed	Chemist
trans-1,3-Dichloropropene	ND		ug/L	5.0	0.09	1	391466	01/02/26	01/02/26	HMN
1,1,2-Trichloroethane	ND		ug/L	5.0	0.1	1	391466	01/02/26	01/02/26	HMN
1,3-Dichloropropane	ND		ug/L	5.0	0.07	1	391466	01/02/26	01/02/26	HMN
Tetrachloroethene	ND		ug/L	5.0	0.2	1	391466	01/02/26	01/02/26	HMN
Dibromochloromethane	ND		ug/L	5.0	0.1	1	391466	01/02/26	01/02/26	HMN
1,2-Dibromoethane	ND		ug/L	5.0	0.1	1	391466	01/02/26	01/02/26	HMN
Chlorobenzene	ND		ug/L	5.0	0.1	1	391466	01/02/26	01/02/26	HMN
1,1,1,2-Tetrachloroethane	ND		ug/L	5.0	0.07	1	391466	01/02/26	01/02/26	HMN
Ethylbenzene	ND		ug/L	5.0	0.1	1	391466	01/02/26	01/02/26	HMN
m,p-Xylenes	ND		ug/L	5.0	0.2	1	391466	01/02/26	01/02/26	HMN
o-Xylene	ND		ug/L	5.0	0.1	1	391466	01/02/26	01/02/26	HMN
Styrene	ND		ug/L	5.0	0.1	1	391466	01/02/26	01/02/26	HMN
Bromoform	ND		ug/L	5.0	0.06	1	391466	01/02/26	01/02/26	HMN
Isopropylbenzene	ND		ug/L	5.0	0.1	1	391466	01/02/26	01/02/26	HMN
1,1,2,2-Tetrachloroethane	ND		ug/L	5.0	0.1	1	391466	01/02/26	01/02/26	HMN
1,2,3-Trichloropropane	ND		ug/L	5.0	0.3	1	391466	01/02/26	01/02/26	HMN
Propylbenzene	ND		ug/L	5.0	0.1	1	391466	01/02/26	01/02/26	HMN
Bromobenzene	ND		ug/L	5.0	0.1	1	391466	01/02/26	01/02/26	HMN
1,3,5-Trimethylbenzene	ND		ug/L	5.0	0.1	1	391466	01/02/26	01/02/26	HMN
2-Chlorotoluene	ND		ug/L	5.0	0.1	1	391466	01/02/26	01/02/26	HMN
4-Chlorotoluene	ND		ug/L	5.0	0.2	1	391466	01/02/26	01/02/26	HMN
tert-Butylbenzene	ND		ug/L	5.0	0.1	1	391466	01/02/26	01/02/26	HMN
1,2,4-Trimethylbenzene	ND		ug/L	5.0	0.1	1	391466	01/02/26	01/02/26	HMN
sec-Butylbenzene	ND		ug/L	5.0	0.2	1	391466	01/02/26	01/02/26	HMN
para-Isopropyl Toluene	ND		ug/L	5.0	0.2	1	391466	01/02/26	01/02/26	HMN
1,3-Dichlorobenzene	ND		ug/L	5.0	0.1	1	391466	01/02/26	01/02/26	HMN
1,4-Dichlorobenzene	ND		ug/L	5.0	0.2	1	391466	01/02/26	01/02/26	HMN
n-Butylbenzene	ND		ug/L	5.0	0.1	1	391466	01/02/26	01/02/26	HMN
1,2-Dichlorobenzene	ND		ug/L	5.0	0.1	1	391466	01/02/26	01/02/26	HMN
1,2-Dibromo-3-Chloropropane	ND		ug/L	5.0	0.6	1	391466	01/02/26	01/02/26	HMN
1,2,4-Trichlorobenzene	ND		ug/L	5.0	0.3	1	391466	01/02/26	01/02/26	HMN
Hexachlorobutadiene	ND		ug/L	5.0	0.3	1	391466	01/02/26	01/02/26	HMN
1,2,3-Trichlorobenzene	ND		ug/L	5.0	0.3	1	391466	01/02/26	01/02/26	HMN
cis-1,4-Dichloro-2-butene	ND		ug/L	5.0	0.3	1	391466	01/02/26	01/02/26	HMN
trans-1,4-Dichloro-2-butene	ND		ug/L	5.0	0.3	1	391466	01/02/26	01/02/26	HMN
Xylene (total)	ND		ug/L	5.0		1	391466	01/02/26	01/02/26	HMN
Surrogates				**Limits**						
Dibromofluoromethane	103%		%REC	70-130		1	391466	01/02/26	01/02/26	HMN
1,2-Dichloroethane-d4	103%		%REC	70-130		1	391466	01/02/26	01/02/26	HMN
Toluene-d8	102%		%REC	70-130		1	391466	01/02/26	01/02/26	HMN
Bromofluorobenzene	94%		%REC	70-130		1	391466	01/02/26	01/02/26	HMN
Method: EPA 8270C-SIM Prep Method: EPA 3535										
1,4-Dioxane	ND		ug/L	5.0	4.4	5	391462	01/02/26	01/08/26	ZFA
Surrogates				**Limits**						
1,4-Dioxane-d8 (SUR)	99%		%REC	80-120		5	391462	01/02/26	01/08/26	ZFA
Method: EPA 8270C Prep Method: EPA 3510C										
Carbazole	ND		ug/L	9.4	2.6	0.94	391447	01/02/26	01/02/26	TJW
N-Nitrosodimethylamine	ND		ug/L	9.4	2.7	0.94	391447	01/02/26	01/02/26	TJW

Results for any subcontracted analyses are not included in this section.

ENTHALPY ANALYTICAL

Analysis Results for 550068

550068-001 Analyte	Result	Qual	Units	RL	MDL	DF	Batch	Prepared	Analyzed	Chemist
Aniline	ND		ug/L	9.4	2.7	0.94	391447	01/02/26	01/02/26	TJW
bis(2-Chloroethyl)ether	ND		ug/L	24	3.5	0.94	391447	01/02/26	01/02/26	TJW
2-Chlorophenol	ND		ug/L	9.4	3.4	0.94	391447	01/02/26	01/02/26	TJW
1,3-Dichlorobenzene	ND		ug/L	9.4	3.1	0.94	391447	01/02/26	01/02/26	TJW
1,4-Dichlorobenzene	ND		ug/L	9.4	3.2	0.94	391447	01/02/26	01/02/26	TJW
Benzyl alcohol	ND		ug/L	24	5.4	0.94	391447	01/02/26	01/02/26	TJW
1,2-Dichlorobenzene	ND		ug/L	9.4	3.1	0.94	391447	01/02/26	01/02/26	TJW
bis(2-Chloroisopropyl) ether	ND		ug/L	9.4	3.6	0.94	391447	01/02/26	01/02/26	TJW
N-Nitroso-di-n-propylamine	ND		ug/L	9.4	3.6	0.94	391447	01/02/26	01/02/26	TJW
Hexachloroethane	ND		ug/L	9.4	2.8	0.94	391447	01/02/26	01/02/26	TJW
Nitrobenzene	ND		ug/L	24	7.9	0.94	391447	01/02/26	01/02/26	TJW
Isophorone	ND		ug/L	9.4	3.5	0.94	391447	01/02/26	01/02/26	TJW
2-Nitrophenol	ND		ug/L	9.4	5.1	0.94	391447	01/02/26	01/02/26	TJW
2,4-Dimethylphenol	ND		ug/L	9.4	3.1	0.94	391447	01/02/26	01/02/26	TJW
bis(2-Chloroethoxy)methane	ND		ug/L	9.4	3.5	0.94	391447	01/02/26	01/02/26	TJW
2,4-Dichlorophenol	ND		ug/L	9.4	3.5	0.94	391447	01/02/26	01/02/26	TJW
1,2,4-Trichlorobenzene	ND		ug/L	9.4	3.2	0.94	391447	01/02/26	01/02/26	TJW
4-Chloroaniline	ND		ug/L	9.4	2.9	0.94	391447	01/02/26	01/02/26	TJW
Hexachlorobutadiene	ND		ug/L	9.4	2.1	0.94	391447	01/02/26	01/02/26	TJW
4-Chloro-3-methylphenol	ND		ug/L	9.4	3.4	0.94	391447	01/02/26	01/02/26	TJW
2-Methylnaphthalene	ND		ug/L	9.4	3.2	0.94	391447	01/02/26	01/02/26	TJW
Hexachlorocyclopentadiene	ND		ug/L	24	7.4	0.94	391447	01/02/26	01/02/26	TJW
2,4,6-Trichlorophenol	ND		ug/L	9.4	3.8	0.94	391447	01/02/26	01/02/26	TJW
2,4,5-Trichlorophenol	ND		ug/L	9.4	3.5	0.94	391447	01/02/26	01/02/26	TJW
2-Chloronaphthalene	ND		ug/L	9.4	3.2	0.94	391447	01/02/26	01/02/26	TJW
2-Nitroaniline	ND		ug/L	47	4.1	0.94	391447	01/02/26	01/02/26	TJW
Dimethylphthalate	ND		ug/L	9.4	3.2	0.94	391447	01/02/26	01/02/26	TJW
Acenaphthylene	ND		ug/L	9.4	3.6	0.94	391447	01/02/26	01/02/26	TJW
2,6-Dinitrotoluene	ND		ug/L	9.4	4.2	0.94	391447	01/02/26	01/02/26	TJW
3-Nitroaniline	ND		ug/L	9.4	3.8	0.94	391447	01/02/26	01/02/26	TJW
Acenaphthene	ND		ug/L	9.4	3.1	0.94	391447	01/02/26	01/02/26	TJW
2,4-Dinitrophenol	ND		ug/L	47	14	0.94	391447	01/02/26	01/02/26	TJW
4-Nitrophenol	ND		ug/L	9.4	8.0	0.94	391447	01/02/26	01/02/26	TJW
Dibenzofuran	ND		ug/L	9.4	3.0	0.94	391447	01/02/26	01/02/26	TJW
2,4-Dinitrotoluene	ND		ug/L	9.4	4.0	0.94	391447	01/02/26	01/02/26	TJW
Diethylphthalate	ND		ug/L	9.4	2.8	0.94	391447	01/02/26	01/02/26	TJW
Fluorene	ND		ug/L	9.4	2.9	0.94	391447	01/02/26	01/02/26	TJW
4-Chlorophenyl-phenylether	ND		ug/L	9.4	2.9	0.94	391447	01/02/26	01/02/26	TJW
4-Nitroaniline	ND		ug/L	9.4	3.2	0.94	391447	01/02/26	01/02/26	TJW
4,6-Dinitro-2-methylphenol	ND		ug/L	47	16	0.94	391447	01/02/26	01/02/26	TJW
N-Nitrosodiphenylamine	ND		ug/L	9.4	3.7	0.94	391447	01/02/26	01/02/26	TJW
1,2-diphenylhydrazine (as azobenzene)	ND		ug/L	9.4	2.8	0.94	391447	01/02/26	01/02/26	TJW
4-Bromophenyl-phenylether	ND		ug/L	9.4	3.1	0.94	391447	01/02/26	01/02/26	TJW
Hexachlorobenzene	ND		ug/L	9.4	2.9	0.94	391447	01/02/26	01/02/26	TJW
Pentachlorophenol	ND		ug/L	24	5.4	0.94	391447	01/02/26	01/02/26	TJW
Phenanthrene	ND		ug/L	9.4	2.8	0.94	391447	01/02/26	01/02/26	TJW
Anthracene	ND		ug/L	9.4	2.6	0.94	391447	01/02/26	01/02/26	TJW
Di-n-butylphthalate	ND		ug/L	9.4	2.8	0.94	391447	01/02/26	01/02/26	TJW
Fluoranthene	ND		ug/L	9.4	2.7	0.94	391447	01/02/26	01/02/26	TJW
Benzidine	ND		ug/L	47	18	0.94	391447	01/02/26	01/02/26	TJW
Pyrene	ND		ug/L	9.4	2.5	0.94	391447	01/02/26	01/02/26	TJW

Results for any subcontracted analyses are not included in this section.

ENTHALPY ANALYTICAL

Analysis Results for 550068

550068-001 Analyte	Result	Qual	Units	RL	MDL	DF	Batch	Prepared	Analyzed	Chemist
Butylbenzylphthalate	ND		ug/L	9.4	3.4	0.94	391447	01/02/26	01/02/26	TJW
3,3'-Dichlorobenzidine	ND		ug/L	24	4.9	0.94	391447	01/02/26	01/02/26	TJW
Benzo(a)anthracene	ND		ug/L	9.4	2.3	0.94	391447	01/02/26	01/02/26	TJW
Chrysene	ND		ug/L	9.4	2.3	0.94	391447	01/02/26	01/02/26	TJW
bis(2-Ethylhexyl)phthalate	ND		ug/L	9.4	3.1	0.94	391447	01/02/26	01/02/26	TJW
Di-n-octylphthalate	ND		ug/L	9.4	4.4	0.94	391447	01/02/26	01/02/26	TJW
Benzo(b)fluoranthene	ND		ug/L	9.4	2.9	0.94	391447	01/02/26	01/02/26	TJW
Benzo(k)fluoranthene	ND		ug/L	9.4	2.9	0.94	391447	01/02/26	01/02/26	TJW
Benzo(a)pyrene	ND		ug/L	9.4	3.0	0.94	391447	01/02/26	01/02/26	TJW
Indeno(1,2,3-cd)pyrene	ND		ug/L	9.4	4.0	0.94	391447	01/02/26	01/02/26	TJW
Dibenz(a,h)anthracene	ND		ug/L	9.4	3.9	0.94	391447	01/02/26	01/02/26	TJW
Benzo(g,h,i)perylene	ND		ug/L	9.4	3.9	0.94	391447	01/02/26	01/02/26	TJW
Surrogates				**Limits**						
2-Fluorophenol	29%		%REC	15-120		0.94	391447	01/02/26	01/02/26	TJW
Phenol-d6	19%		%REC	15-120		0.94	391447	01/02/26	01/02/26	TJW
2,4,6-Tribromophenol	85%		%REC	15-140		0.94	391447	01/02/26	01/02/26	TJW
Nitrobenzene-d5	79%		%REC	15-123		0.94	391447	01/02/26	01/02/26	TJW
2-Fluorobiphenyl	74%		%REC	15-120		0.94	391447	01/02/26	01/02/26	TJW
Terphenyl-d14	75%		%REC	15-120		0.94	391447	01/02/26	01/02/26	TJW
Method: SM 4500-CN-E Prep Method: METHOD										
Cyanide	ND		mg/L	0.0050	0.0017	0.5	391494	01/02/26	01/05/26	CKN
Method: SM 4500-P-B5-E										
Phosphorus	**1.0**		mg/L	0.040	0.028	2	391739	01/06/26	01/07/26	RDL
Method: SM 4500-S2-D Prep Method: METHOD										
Sulfide	ND		mg/L	0.10		1	391530	01/03/26	01/03/26	TXC
Method: SM 5310B Prep Method: SM 5310B										
Total Organic Carbon	**40**		mg/L	1.0	0.49	1	391521	01/03/26	01/03/26	BDR
Method: SM 9221B Prep Method: METHOD										
Coliform, Total	**>1,600**		MPN/100ml	1.8		1	391445	01/01/26 13:40	01/03/26 13:10	BPH
Method: SM 9221F										
Coliform, E. Coli	**240**		MPN/100ml	1.8		1	391445	01/01/26 13:40	01/03/26 13:10	BPH
Method: SM2130B										
Turbidity	**300**		NTU	0.20	0.12	1	391491	01/02/26 11:39	01/02/26 11:39	LVL
Method: SM2320B Prep Method: METHOD										
Bicarbonate	**140**		mg/L	6.0		2.5	391737	01/06/26	01/06/26	WWC
Alkalinity, Total as CaCO3	**110**		mg/L	5.0		2.5	391737	01/06/26	01/06/26	WWC
Method: SM2510B Prep Method: METHOD										
Specific Conductance	**830**		umhos/cm	1.0		1	391572	01/04/26	01/04/26	CDR
Method: SM2540C Prep Method: METHOD										
Total Dissolved Solids	**740**		mg/L	20		2	391571	01/04/26	01/05/26	CDR

Results for any subcontracted analyses are not included in this section.

ENTHALPY ANALYTICAL

Analysis Results for 550068

550068-001 Analyte	Result	Qual	Units	RL	MDL	DF	Batch	Prepared	Analyzed	Chemist
Method: SM2540D Prep Method: METHOD										
Total Suspended Solids	**250**		mg/L	0.5		1	391504	01/02/26	01/02/26	CKN
Method: SM5210B Prep Method: METHOD										
Biochemical Oxygen Demand	**5.2**		mg/L	3.0		1	391455	01/02/26 14:30	01/07/26 10:41	ARM
Method: SM5220D Prep Method: SM 5220D										
Chemical Oxygen Demand	**100**		mg/L	4.0	2.0	1	391456	01/02/26	01/02/26	ARM

Sample ID: **SOUTH - UNDILUTED 1,4-DIOXANE** **Lab ID:** **550068-002** **Matrix:** **Water** **Collected:** **01/01/26 09:00**

550068-002 Analyte	Result	Qual	Units	RL	MDL	DF	Batch	Prepared	Analyzed	Chemist
Method: EPA 8270C-SIM Prep Method: EPA 3535										
1,4-Dioxane	ND	H	ug/L	1.0	0.84	1	392611	01/15/26	01/15/26	MSS
Surrogates				**Limits**						
1,4-Dioxane-d8 (SUR)	98%	H	%REC	80-120		1	392611	01/15/26	01/15/26	MSS

> Value exceeds indicated concentration
H Holding time was exceeded
J Estimated value
ND Not Detected

Results for any subcontracted analyses are not included in this section.

ENTHALPY ANALYTICAL

Batch QC

Type: Blank	Lab ID: QC1327554	Batch: 391559
Matrix: Water	Method: EPA 1664A	Prep Method: METHOD

QC1327554 Analyte	Result	Qual	Units	RL	MDL	Prepared	Analyzed
Total Oil and Grease	ND		mg/L	5.0	0.97	01/04/26	01/05/26

Type: Lab Control Sample	Lab ID: QC1327555	Batch: 391559
Matrix: Water	Method: EPA 1664A	Prep Method: METHOD

QC1327555 Analyte	Result	Spiked	Units	Recovery	Qual	Limits
Total Oil and Grease	32.50	40.00	mg/L	81%		78-114

Type: Lab Control Sample Duplicate	Lab ID: QC1327556	Batch: 391559
Matrix: Water	Method: EPA 1664A	Prep Method: METHOD

QC1327556 Analyte	Result	Spiked	Units	Recovery	Qual	Limits	RPD	RPD Lim
Total Oil and Grease	35.10	40.00	mg/L	88%		78-114	8	18

Type: Matrix Spike	Lab ID: QC1327157	Batch: 391450
Matrix (Source ID): Water (550042-001)	Method: EPA 200.7	Prep Method: EPA 3015A

QC1327157 Analyte	Result	Source Sample Result	Spiked	Units	Recovery	Qual	Limits	DF
Calcium	59.82	40.98	20.40	mg/L	92%		75-125	1
Iron	0.8913	0.5655	0.4000	mg/L	81%		75-125	1
Magnesium	29.17	8.678	20.40	mg/L	100%		75-125	1
Potassium	55.10	30.36	24.00	mg/L	103%		75-125	1
Sodium	464.1	450.0	20.40	mg/L	69%	NM	75-125	1

Type: Matrix Spike Duplicate	Lab ID: QC1327158	Batch: 391450
Matrix (Source ID): Water (550042-001)	Method: EPA 200.7	Prep Method: EPA 3015A

QC1327158 Analyte	Result	Source Sample Result	Spiked	Units	Recovery	Qual	Limits	RPD	RPD Lim	DF
Calcium	59.39	40.98	20.40	mg/L	90%		75-125	1	20	1
Iron	0.8887	0.5655	0.4000	mg/L	81%		75-125	0	20	1
Magnesium	28.67	8.678	20.40	mg/L	98%		75-125	2	20	1
Potassium	54.57	30.36	24.00	mg/L	101%		75-125	1	20	1
Sodium	464.6	450.0	20.40	mg/L	72%	NM	75-125	0	20	1

ENTHALPY ANALYTICAL

Batch QC

Type:	**Blank**	**Lab ID:**	**QC1327159**	**Batch:**	**391450**
Matrix:	**Water**	**Method:**	**EPA 200.7**	**Prep Method:**	**EPA 3015A**

QC1327159 Analyte	Result	Qual	Units	RL	MDL	Prepared	Analyzed
Calcium	ND		mg/L	0.10	0.0095	01/02/26	01/02/26
Iron	ND		mg/L	0.020	0.017	01/02/26	01/02/26
Magnesium	ND		mg/L	0.10	0.017	01/02/26	01/02/26
Potassium	ND		mg/L	0.50	0.20	01/02/26	01/02/26
Sodium	ND		mg/L	0.50	0.017	01/02/26	01/02/26

Type:	**Lab Control Sample**	**Lab ID:**	**QC1327160**	**Batch:**	**391450**
Matrix:	**Water**	**Method:**	**EPA 200.7**	**Prep Method:**	**EPA 3015A**

QC1327160 Analyte	Result	Spiked	Units	Recovery	Qual	Limits
Calcium	19.94	20.40	mg/L	98%		85-115
Iron	0.3892	0.4000	mg/L	97%		85-115
Magnesium	21.16	20.40	mg/L	104%		85-115
Potassium	24.13	24.00	mg/L	101%		85-115
Sodium	20.56	20.40	mg/L	101%		85-115

Type:	**Serial Dilution**	**Lab ID:**	**QC1327286**	**Batch:**	**391450**
Matrix (Source ID):	**Water (550065-002)**	**Method:**	**EPA 200.7**	**Prep Method:**	**EPA 3015A**

QC1327286 Analyte	Result	Source Sample Result	Units	Qual	RPD	RPD Lim	DF
Calcium	241.3	230.7	mg/L				5
Iron	86.26	81.02	mg/L				50
Magnesium	45.69	43.64	mg/L				5
Potassium	30.75	30.93	mg/L				5
Sodium	49.87	49.11	mg/L				5

ENTHALPY ANALYTICAL

Batch QC

Type:	**Lab Control Sample**	**Lab ID:**	**QC1327405**	**Batch:**	**391518**
Matrix:	**Filtrate**	**Method:**	**EPA 200.8**	**Prep Method:**	**EPA 3015A**

QC1327405 Analyte	Result	Spiked	Units	Recovery	Qual	Limits
Antimony	111.0	100.0	ug/L	111%		85-115
Arsenic	103.6	100.0	ug/L	104%		85-115
Barium	101.8	100.0	ug/L	102%		85-115
Beryllium	97.06	100.0	ug/L	97%		85-115
Boron	98.65	100.0	ug/L	99%		85-115
Cadmium	104.7	100.0	ug/L	105%		85-115
Chromium	102.8	100.0	ug/L	103%		85-115
Cobalt	104.3	100.0	ug/L	104%		85-115
Copper	102.3	100.0	ug/L	102%		85-115
Lead	104.6	100.0	ug/L	105%		85-115
Manganese	101.5	100.0	ug/L	102%		85-115
Nickel	103.7	100.0	ug/L	104%		85-115
Selenium	99.10	100.0	ug/L	99%		85-115
Silver	53.86	50.00	ug/L	108%		85-115
Thallium	102.9	100.0	ug/L	103%		85-115
Tin	103.9	100.0	ug/L	104%		85-115
Vanadium	102.7	100.0	ug/L	103%		85-115
Zinc	104.0	100.0	ug/L	104%		85-115

Type:	**Blank**	**Lab ID:**	**QC1327406**	**Batch:**	**391518**
Matrix:	**Water**	**Method:**	**EPA 200.8**	**Prep Method:**	**EPA 3015A**

QC1327406 Analyte	Result	Qual	Units	RL	MDL	Prepared	Analyzed
Antimony	ND		ug/L	2.0	1.0	01/02/26	01/06/26
Arsenic	ND		ug/L	2.0	0.27	01/02/26	01/06/26
Barium	ND		ug/L	5.0	0.44	01/02/26	01/06/26
Beryllium	ND		ug/L	1.0	0.060	01/02/26	01/06/26
Boron	ND		ug/L	10	5.7	01/02/26	01/07/26
Cadmium	ND		ug/L	1.0	0.072	01/02/26	01/06/26
Chromium	ND		ug/L	5.0	0.43	01/02/26	01/06/26
Cobalt	ND		ug/L	1.0	0.090	01/02/26	01/06/26
Copper	ND		ug/L	3.0	0.96	01/02/26	01/06/26
Lead	ND		ug/L	5.0	0.23	01/02/26	01/06/26
Manganese	ND		ug/L	10	3.8	01/02/26	01/06/26
Nickel	ND		ug/L	5.0	1.3	01/02/26	01/06/26
Selenium	ND		ug/L	4.0	1.9	01/02/26	01/06/26
Silver	ND		ug/L	5.0	0.37	01/02/26	01/06/26
Thallium	ND		ug/L	1.0	0.25	01/02/26	01/06/26
Tin	ND		ug/L	5.0	1.5	01/02/26	01/06/26
Vanadium	ND		ug/L	5.0	0.36	01/02/26	01/06/26
Zinc	ND		ug/L	10	7.6	01/02/26	01/06/26

ENTHALPY ANALYTICAL

Batch QC

Type:	Matrix Spike	Lab ID:	QC1327407	Batch:	391518
Matrix (Source ID):	Water (550032-001)	Method:	EPA 200.8	Prep Method:	EPA 3015A

QC1327407 Analyte	Result	Source Sample Result	Spiked	Units	Recovery	Qual	Limits	DF
Antimony	86.00	ND	100.0	ug/L	86%		70-130	10
Arsenic	104.3	ND	100.0	ug/L	104%		70-130	10
Barium	230.7	113.7	100.0	ug/L	117%		70-130	10
Beryllium	105.5	ND	100.0	ug/L	106%		70-130	10
Boron	699.5	572.3	100.0	ug/L	127%	NM	70-130	10
Cadmium	104.4	ND	100.0	ug/L	104%		70-130	10
Chromium	110.3	8.240	100.0	ug/L	102%		70-130	10
Cobalt	105.1	2.930	100.0	ug/L	102%		70-130	10
Copper	113.9	ND	100.0	ug/L	114%		70-130	10
Lead	105.7	ND	100.0	ug/L	106%		70-130	10
Manganese	264.3	150.5	100.0	ug/L	114%		70-130	10
Nickel	124.5	20.02	100.0	ug/L	104%		70-130	10
Selenium	81.41	ND	100.0	ug/L	81%		70-130	10
Silver	51.68	ND	50.00	ug/L	103%		70-130	10
Thallium	102.9	ND	100.0	ug/L	103%		70-130	10
Tin	48.02	ND	100.0	ug/L	48%	*	70-130	10
Vanadium	112.1	9.040	100.0	ug/L	103%		70-130	10
Zinc	160.1	ND	100.0	ug/L	160%	*	70-130	10

Type:	Matrix Spike Duplicate	Lab ID:	QC1327408	Batch:	391518
Matrix (Source ID):	Water (550032-001)	Method:	EPA 200.8	Prep Method:	EPA 3015A

QC1327408 Analyte	Result	Source Sample Result	Spiked	Units	Recovery	Qual	Limits	RPD	RPD Lim	DF
Antimony	91.28	ND	100.0	ug/L	91%		70-130	6	20	10
Arsenic	108.8	ND	100.0	ug/L	109%		70-130	4	20	10
Barium	239.9	113.7	100.0	ug/L	126%		70-130	4	20	10
Beryllium	103.0	ND	100.0	ug/L	103%		70-130	2	20	10
Boron	692.7	572.3	100.0	ug/L	120%	NM	70-130	1	20	10
Cadmium	107.1	ND	100.0	ug/L	107%		70-130	3	20	10
Chromium	121.8	8.240	100.0	ug/L	114%		70-130	10	20	10
Cobalt	111.2	2.930	100.0	ug/L	108%		70-130	6	20	10
Copper	116.5	ND	100.0	ug/L	117%		70-130	2	20	10
Lead	108.2	ND	100.0	ug/L	108%		70-130	2	20	10
Manganese	289.2	150.5	100.0	ug/L	139%	*	70-130	9	20	10
Nickel	130.9	20.02	100.0	ug/L	111%		70-130	5	20	10
Selenium	77.64	ND	100.0	ug/L	78%		70-130	5	20	10
Silver	55.21	ND	50.00	ug/L	110%		70-130	7	20	10
Thallium	105.5	ND	100.0	ug/L	105%		70-130	2	20	10
Tin	50.37	ND	100.0	ug/L	50%	*	70-130	5	20	10
Vanadium	118.4	9.040	100.0	ug/L	109%		70-130	5	20	10
Zinc	170.1	ND	100.0	ug/L	170%	*	70-130	6	20	10

ENTHALPY ANALYTICAL

Batch QC

Type:	Matrix Spike	Lab ID:	QC1327409	Batch:	391518
Matrix (Source ID):	Water (550066-001)	Method:	EPA 200.8	Prep Method:	EPA 3015A

QC1327409 Analyte	Result	Source Sample Result	Spiked	Units	Recovery	Qual	Limits	DF
Antimony	91.90	ND	100.0	ug/L	92%		70-130	10
Arsenic	101.7	ND	100.0	ug/L	102%		70-130	10
Barium	95.05	ND	100.0	ug/L	95%		70-130	10
Beryllium	93.87	ND	100.0	ug/L	94%		70-130	10
Boron	110.4	ND	100.0	ug/L	110%		70-130	10
Cadmium	84.24	ND	100.0	ug/L	84%		70-130	10
Chromium	96.48	ND	100.0	ug/L	96%		70-130	10
Cobalt	98.85	ND	100.0	ug/L	99%		70-130	10
Copper	109.8	ND	100.0	ug/L	110%		70-130	10
Lead	93.62	ND	100.0	ug/L	94%		70-130	10
Manganese	126.5	ND	100.0	ug/L	127%		70-130	10
Nickel	104.0	ND	100.0	ug/L	104%		70-130	10
Selenium	73.99	ND	100.0	ug/L	74%		70-130	10
Silver	42.87	ND	50.00	ug/L	86%		70-130	10
Thallium	93.00	ND	100.0	ug/L	93%		70-130	10
Tin	93.01	ND	100.0	ug/L	93%		70-130	10
Vanadium	98.42	ND	100.0	ug/L	98%		70-130	10
Zinc	475.0	382.7	100.0	ug/L	92%		70-130	10

Type:	Matrix Spike Duplicate	Lab ID:	QC1327410	Batch:	391518
Matrix (Source ID):	Water (550066-001)	Method:	EPA 200.8	Prep Method:	EPA 3015A

QC1327410 Analyte	Result	Source Sample Result	Spiked	Units	Recovery	Qual	Limits	RPD	RPD Lim	DF
Antimony	112.9	ND	100.0	ug/L	113%		70-130	21*	20	10
Arsenic	118.0	ND	100.0	ug/L	118%		70-130	15	20	10
Barium	121.5	ND	100.0	ug/L	121%		70-130	24*	20	10
Beryllium	105.3	ND	100.0	ug/L	105%		70-130	12	20	10
Boron	140.3	ND	100.0	ug/L	140%	*	70-130	24*	20	10
Cadmium	107.3	ND	100.0	ug/L	107%		70-130	24*	20	10
Chromium	117.5	ND	100.0	ug/L	118%		70-130	20	20	10
Cobalt	114.0	ND	100.0	ug/L	114%		70-130	14	20	10
Copper	126.2	ND	100.0	ug/L	126%		70-130	14	20	10
Lead	110.2	ND	100.0	ug/L	110%		70-130	16	20	10
Manganese	137.9	ND	100.0	ug/L	138%	*	70-130	9	20	10
Nickel	121.0	ND	100.0	ug/L	121%		70-130	15	20	10
Selenium	92.26	ND	100.0	ug/L	92%		70-130	22*	20	10
Silver	53.82	ND	50.00	ug/L	108%		70-130	23*	20	10
Thallium	111.8	ND	100.0	ug/L	112%		70-130	18	20	10
Tin	109.4	ND	100.0	ug/L	109%		70-130	16	20	10
Vanadium	116.5	ND	100.0	ug/L	116%		70-130	17	20	10
Zinc	526.7	382.7	100.0	ug/L	144%	*	70-130	10	20	10

ENTHALPY ANALYTICAL

Batch QC

Type:	**Blank**	**Lab ID:**	**QC1327149**	**Batch:**	**391448**
Matrix:	**Water**	**Method:**	**EPA 245.1**	**Prep Method:**	**EPA 245.1**

QC1327149 Analyte	Result	Qual	Units	RL	MDL	Prepared	Analyzed
Mercury	ND		ug/L	0.40	0.032	01/02/26	01/02/26

Type:	**Lab Control Sample**	**Lab ID:**	**QC1327150**	**Batch:**	**391448**
Matrix:	**Filtrate**	**Method:**	**EPA 245.1**	**Prep Method:**	**EPA 245.1**

QC1327150 Analyte	Result	Spiked	Units	Recovery	Qual	Limits
Mercury	4.876	5.000	ug/L	98%		85-115

Type:	**Matrix Spike**	**Lab ID:**	**QC1327151**	**Batch:**	**391448**
Matrix (Source ID):	**Water (549903-001)**	**Method:**	**EPA 245.1**	**Prep Method:**	**EPA 245.1**

QC1327151 Analyte	Result	Source Sample Result	Spiked	Units	Recovery	Qual	Limits	DF
Mercury	4.415	0.2832	5.000	ug/L	83%		75-125	1

Type:	**Matrix Spike Duplicate**	**Lab ID:**	**QC1327152**	**Batch:**	**391448**
Matrix (Source ID):	**Water (549903-001)**	**Method:**	**EPA 245.1**	**Prep Method:**	**EPA 245.1**

QC1327152 Analyte	Result	Source Sample Result	Spiked	Units	Recovery	Qual	Limits	RPD	RPD Lim	DF
Mercury	4.488	0.2832	5.000	ug/L	84%		75-125	2	20	1

Type:	**Matrix Spike**	**Lab ID:**	**QC1327161**	**Batch:**	**391448**
Matrix (Source ID):	**Water (550054-001)**	**Method:**	**EPA 245.1**	**Prep Method:**	**EPA 245.1**

QC1327161 Analyte	Result	Source Sample Result	Spiked	Units	Recovery	Qual	Limits	DF
Mercury	933.3	9.998	1000	ug/L	92%		75-125	200

Type:	**Matrix Spike Duplicate**	**Lab ID:**	**QC1327162**	**Batch:**	**391448**
Matrix (Source ID):	**Water (550054-001)**	**Method:**	**EPA 245.1**	**Prep Method:**	**EPA 245.1**

QC1327162 Analyte	Result	Source Sample Result	Spiked	Units	Recovery	Qual	Limits	RPD	RPD Lim	DF
Mercury	980.2	9.998	1000	ug/L	97%		75-125	5	20	200

ENTHALPY ANALYTICAL

Batch QC

Type:	**Blank**	**Lab ID:**	**QC1327134**	**Batch:**	**391443**
Matrix:	**Water**	**Method:**	**EPA 300.0**	**Prep Method:**	**METHOD**

QC1327134 Analyte	Result	Qual	Units	RL	MDL	Prepared	Analyzed
Fluoride	ND		mg/L	0.20	0.072	01/01/26 13:30	01/01/26 14:08
Chloride	ND		mg/L	1.0	0.27	01/01/26 13:30	01/01/26 14:08
Nitrogen, Nitrite	ND		mg/L	0.10	0.02	01/01/26 13:30	01/01/26 14:08
Bromide	ND		mg/L	0.30	0.060	01/01/26 13:30	01/01/26 14:08
Nitrogen, Nitrate	ND		mg/L	0.10	0.05	01/01/26 13:30	01/01/26 14:08
Sulfate	ND		mg/L	1.0	0.25	01/01/26 13:30	01/01/26 14:08

Type:	**Lab Control Sample**	**Lab ID:**	**QC1327135**	**Batch:**	**391443**
Matrix:	**Water**	**Method:**	**EPA 300.0**	**Prep Method:**	**METHOD**

QC1327135 Analyte	Result	Spiked	Units	Recovery	Qual	Limits
Fluoride	9.813	10.00	mg/L	98%		90-110
Chloride	46.86	50.00	mg/L	94%		90-110
Nitrogen, Nitrite	4.560	4.567	mg/L	100%		90-110
Bromide	14.60	15.00	mg/L	97%		90-110
Nitrogen, Nitrate	4.383	4.518	mg/L	97%		90-110
Sulfate	24.71	25.00	mg/L	99%		90-110

Type:	**Matrix Spike**	**Lab ID:**	**QC1327136**	**Batch:**	**391443**
Matrix (Source ID):	**Water (550068-001)**	**Method:**	**EPA 300.0**	**Prep Method:**	**METHOD**

QC1327136 Analyte	Result	Source Sample Result	Spiked	Units	Recovery	Qual	Limits	DF
Fluoride	28.95	0.1598	20.00	mg/L	144%	*	80-129	1
Chloride	179.2	39.16	100.0	mg/L	140%	*	80-123	1
Nitrogen, Nitrite	13.10	0.08577	9.134	mg/L	142%	*	80-122	1
Bromide	20.94	0.09607	15.00	mg/L	139%	*	80-121	1
Nitrogen, Nitrate	14.60	1.970	9.036	mg/L	140%	*	80-123	1
Sulfate	248.4	194.9	50.00	mg/L	107%	E	79-124	1

Type:	**Matrix Spike Duplicate**	**Lab ID:**	**QC1327137**	**Batch:**	**391443**
Matrix (Source ID):	**Water (550068-001)**	**Method:**	**EPA 300.0**	**Prep Method:**	**METHOD**

QC1327137 Analyte	Result	Source Sample Result	Spiked	Units	Recovery	Qual	Limits	RPD	RPD Lim	DF
Fluoride	23.59	0.1598	20.00	mg/L	117%		80-129	20	21	1
Chloride	154.7	39.16	100.0	mg/L	116%		80-123	15	20	1
Nitrogen, Nitrite	10.76	0.08577	9.134	mg/L	117%		80-122	20	21	1
Bromide	17.10	0.09607	15.00	mg/L	113%		80-121	20	20	1
Nitrogen, Nitrate	12.24	1.970	9.036	mg/L	114%		80-123	18	20	1
Sulfate	239.2	194.9	50.00	mg/L	88%	E	79-124		20	1

ENTHALPY ANALYTICAL

Batch QC

Type: Blank	Lab ID: QC1327674	Batch: 391593
Matrix: Water	Method: EPA 350.1	Prep Method: METHOD

QC1327674 Analyte	Result	Qual	Units	RL	MDL	Prepared	Analyzed
Ammonia-N	ND		mg/L	0.10	0.068	01/05/26	01/05/26

Type: Lab Control Sample	Lab ID: QC1327675	Batch: 391593
Matrix: Water	Method: EPA 350.1	Prep Method: METHOD

QC1327675 Analyte	Result	Spiked	Units	Recovery	Qual	Limits
Ammonia-N	0.9693	1.000	mg/L	97%		90-110

Type: Matrix Spike	Lab ID: QC1327676	Batch: 391593
Matrix (Source ID): Water (549813-002)	Method: EPA 350.1	Prep Method: METHOD

QC1327676 Analyte	Result	Source Sample Result	Spiked	Units	Recovery	Qual	Limits	DF
Ammonia-N	1.046	ND	1.000	mg/L	105%		90-110	1

Type: Matrix Spike Duplicate	Lab ID: QC1327677	Batch: 391593
Matrix (Source ID): Water (549813-002)	Method: EPA 350.1	Prep Method: METHOD

QC1327677 Analyte	Result	Source Sample Result	Spiked	Units	Recovery	Qual	Limits	RPD	RPD Lim	DF
Ammonia-N	1.013	ND	1.000	mg/L	101%		90-110	3	20	1

Type: Matrix Spike	Lab ID: QC1327684	Batch: 391593
Matrix (Source ID): Water (549813-006)	Method: EPA 350.1	Prep Method: METHOD

QC1327684 Analyte	Result	Source Sample Result	Spiked	Units	Recovery	Qual	Limits	DF
Ammonia-N	0.9370	ND	1.000	mg/L	94%		90-110	1

Type: Matrix Spike Duplicate	Lab ID: QC1327685	Batch: 391593
Matrix (Source ID): Water (549813-006)	Method: EPA 350.1	Prep Method: METHOD

QC1327685 Analyte	Result	Source Sample Result	Spiked	Units	Recovery	Qual	Limits	RPD	RPD Lim	DF
Ammonia-N	0.9160	ND	1.000	mg/L	92%		90-110	2	20	1

Type: Blank	Lab ID: QC1330234	Batch: 392363
Matrix: Water	Method: EPA 420.1	Prep Method: METHOD

QC1330234 Analyte	Result	Qual	Units	RL	MDL	Prepared	Analyzed
Total Phenolics	ND		mg/L	0.010	0.0065	01/13/26	01/13/26

ENTHALPY ANALYTICAL

Batch QC

Type: Lab Control Sample	**Lab ID:** QC1330235	**Batch:** 392363
Matrix: Water	**Method:** EPA 420.1	**Prep Method:** METHOD

QC1330235 Analyte	Result	Spiked	Units	Recovery	Qual	Limits
Total Phenolics	0.08400	0.08000	mg/L	105%		80-120

Type: Lab Control Sample Duplicate	**Lab ID:** QC1330236	**Batch:** 392363
Matrix: Water	**Method:** EPA 420.1	**Prep Method:** METHOD

QC1330236 Analyte	Result	Spiked	Units	Recovery	Qual	Limits	RPD	RPD Lim
Total Phenolics	0.08000	0.08000	mg/L	100%		80-120	5	20

ENTHALPY ANALYTICAL

Batch QC

Type: Blank	Lab ID: QC1327145	Batch: 391447
Matrix: Water		

QC1327145 Analyte	Result	Qual	Units	RL	MDL	Prepared	Analyzed
Method: EPA 625.1 Prep Method: EPA 3510C							
a-Terpineol	ND		ug/L	10	2.1	01/02/26	01/03/26
Pyridine	ND		ug/L	10	2.8	01/02/26	01/02/26
Phenol	ND		ug/L	10	2.1	01/02/26	01/02/26
2-Methylphenol	ND		ug/L	10	3.2	01/02/26	01/02/26
3-,4-Methylphenol	ND		ug/L	10	3.0	01/02/26	01/02/26
Benzoic acid	ND		ug/L	50	11	01/02/26	01/02/26
Naphthalene	ND		ug/L	10	3.6	01/02/26	01/02/26
Cresol	ND		ug/L	10		01/02/26	01/02/26
Method: EPA 8270C Prep Method: EPA 3510C							
Carbazole	ND		ug/L	10	2.8	01/02/26	01/02/26
N-Nitrosodimethylamine	ND		ug/L	10	2.9	01/02/26	01/02/26
Aniline	ND		ug/L	10	2.8	01/02/26	01/02/26
bis(2-Chloroethyl)ether	ND		ug/L	25	3.7	01/02/26	01/02/26
2-Chlorophenol	ND		ug/L	10	3.6	01/02/26	01/02/26
1,3-Dichlorobenzene	ND		ug/L	10	3.3	01/02/26	01/02/26
1,4-Dichlorobenzene	ND		ug/L	10	3.4	01/02/26	01/02/26
Benzyl alcohol	ND		ug/L	25	5.8	01/02/26	01/02/26
1,2-Dichlorobenzene	ND		ug/L	10	3.3	01/02/26	01/02/26
bis(2-Chloroisopropyl) ether	ND		ug/L	10	3.8	01/02/26	01/02/26
N-Nitroso-di-n-propylamine	ND		ug/L	10	3.9	01/02/26	01/02/26
Hexachloroethane	ND		ug/L	10	3.0	01/02/26	01/02/26
Nitrobenzene	ND		ug/L	25	8.4	01/02/26	01/02/26
Isophorone	ND		ug/L	10	3.7	01/02/26	01/02/26
2-Nitrophenol	ND		ug/L	10	5.4	01/02/26	01/02/26
2,4-Dimethylphenol	ND		ug/L	10	3.2	01/02/26	01/02/26
bis(2-Chloroethoxy)methane	ND		ug/L	10	3.7	01/02/26	01/02/26
2,4-Dichlorophenol	ND		ug/L	10	3.7	01/02/26	01/02/26
1,2,4-Trichlorobenzene	ND		ug/L	10	3.4	01/02/26	01/02/26
4-Chloroaniline	ND		ug/L	10	3.1	01/02/26	01/02/26
Hexachlorobutadiene	ND		ug/L	10	2.2	01/02/26	01/02/26
4-Chloro-3-methylphenol	ND		ug/L	10	3.6	01/02/26	01/02/26
2-Methylnaphthalene	ND		ug/L	10	3.4	01/02/26	01/02/26
Hexachlorocyclopentadiene	ND		ug/L	25	7.8	01/02/26	01/02/26
2,4,6-Trichlorophenol	ND		ug/L	10	4.1	01/02/26	01/02/26
2,4,5-Trichlorophenol	ND		ug/L	10	3.7	01/02/26	01/02/26
2-Chloronaphthalene	ND		ug/L	10	3.4	01/02/26	01/02/26
2-Nitroaniline	ND		ug/L	50	4.3	01/02/26	01/02/26
Dimethylphthalate	ND		ug/L	10	3.4	01/02/26	01/02/26
Acenaphthylene	ND		ug/L	10	3.9	01/02/26	01/02/26
2,6-Dinitrotoluene	ND		ug/L	10	4.4	01/02/26	01/02/26
3-Nitroaniline	ND		ug/L	10	4.0	01/02/26	01/02/26
Acenaphthene	ND		ug/L	10	3.2	01/02/26	01/02/26
2,4-Dinitrophenol	ND		ug/L	50	15	01/02/26	01/02/26
4-Nitrophenol	ND		ug/L	10	8.5	01/02/26	01/02/26

ENTHALPY ANALYTICAL

Batch QC

QC1327145 Analyte	Result	Qual	Units	RL	MDL	Prepared	Analyzed
Dibenzofuran	ND		ug/L	10	3.2	01/02/26	01/02/26
2,4-Dinitrotoluene	ND		ug/L	10	4.3	01/02/26	01/02/26
Diethylphthalate	ND		ug/L	10	2.9	01/02/26	01/02/26
Fluorene	ND		ug/L	10	3.1	01/02/26	01/02/26
4-Chlorophenyl-phenylether	ND		ug/L	10	3.1	01/02/26	01/02/26
4-Nitroaniline	ND		ug/L	10	3.3	01/02/26	01/02/26
4,6-Dinitro-2-methylphenol	ND		ug/L	50	17	01/02/26	01/02/26
N-Nitrosodiphenylamine	ND		ug/L	10	4.0	01/02/26	01/02/26
1,2-diphenylhydrazine (as azobenzene)	ND		ug/L	10	2.9	01/02/26	01/02/26
4-Bromophenyl-phenylether	ND		ug/L	10	3.3	01/02/26	01/02/26
Hexachlorobenzene	ND		ug/L	10	3.0	01/02/26	01/02/26
Pentachlorophenol	ND		ug/L	25	5.7	01/02/26	01/02/26
Phenanthrene	ND		ug/L	10	2.9	01/02/26	01/02/26
Anthracene	ND		ug/L	10	2.8	01/02/26	01/02/26
Di-n-butylphthalate	ND		ug/L	10	3.0	01/02/26	01/02/26
Fluoranthene	ND		ug/L	10	2.8	01/02/26	01/02/26
Benzidine	ND		ug/L	50	19	01/02/26	01/02/26
Pyrene	ND		ug/L	10	2.7	01/02/26	01/02/26
Butylbenzylphthalate	ND		ug/L	10	3.6	01/02/26	01/02/26
3,3'-Dichlorobenzidine	ND		ug/L	25	5.2	01/02/26	01/02/26
Benzo(a)anthracene	ND		ug/L	10	2.4	01/02/26	01/02/26
Chrysene	ND		ug/L	10	2.5	01/02/26	01/02/26
bis(2-Ethylhexyl)phthalate	ND		ug/L	10	3.3	01/02/26	01/02/26
Di-n-octylphthalate	ND		ug/L	10	4.7	01/02/26	01/02/26
Benzo(b)fluoranthene	ND		ug/L	10	3.0	01/02/26	01/02/26
Benzo(k)fluoranthene	ND		ug/L	10	3.1	01/02/26	01/02/26
Benzo(a)pyrene	ND		ug/L	10	3.1	01/02/26	01/02/26
Indeno(1,2,3-cd)pyrene	ND		ug/L	10	4.2	01/02/26	01/02/26
Dibenz(a,h)anthracene	ND		ug/L	10	4.2	01/02/26	01/02/26
Benzo(g,h,i)perylene	ND		ug/L	10	4.1	01/02/26	01/02/26
Surrogates				**Limits**			
2-Fluorophenol	42%		%REC	15-120		01/02/26	01/02/26
Phenol-d6	25%		%REC	15-120		01/02/26	01/02/26
2,4,6-Tribromophenol	82%		%REC	15-140		01/02/26	01/02/26
Nitrobenzene-d5	88%		%REC	15-123		01/02/26	01/02/26
2-Fluorobiphenyl	85%		%REC	15-120		01/02/26	01/02/26
Terphenyl-d14	81%		%REC	15-120		01/02/26	01/02/26

ENTHALPY ANALYTICAL

Batch QC

Type:	**Lab Control Sample**	**Lab ID:**	**QC1327147**	**Batch:**	**391447**
Matrix:	**Water**	**Method:**	**EPA 8270C**	**Prep Method:**	**EPA 3510C**

QC1327147 Analyte	Result	Spiked	Units	Recovery	Qual	Limits
Phenol	20.33	75.00	ug/L	27%		14-120
2-Chlorophenol	56.78	75.00	ug/L	76%		46-120
1,4-Dichlorobenzene	63.94	75.00	ug/L	85%		42-120
3-,4-Methylphenol	45.51	75.00	ug/L	61%		40-120
N-Nitroso-di-n-propylamine	68.13	75.00	ug/L	91%		54-121
2,4-Dimethylphenol	59.89	75.00	ug/L	80%		48-120
1,2,4-Trichlorobenzene	65.15	75.00	ug/L	87%		45-120
4-Chloro-3-methylphenol	64.72	75.00	ug/L	86%		60-121
2,4,5-Trichlorophenol	66.95	75.00	ug/L	89%		62-124
Acenaphthene	61.28	75.00	ug/L	82%		56-120
4-Nitrophenol	20.12	75.00	ug/L	27%		17-120
2,4-Dinitrotoluene	70.35	75.00	ug/L	94%		69-127
Pentachlorophenol	53.88	75.00	ug/L	72%		51-120
Pyrene	63.61	75.00	ug/L	85%		68-123
Chrysene	63.50	75.00	ug/L	85%		66-120
Benzo(b)fluoranthene	68.14	75.00	ug/L	91%		67-120
Surrogates						
2-Fluorophenol	16.32	40.00	ug/L	41%		15-120
Phenol-d6	9.936	40.00	ug/L	25%		15-120
2,4,6-Tribromophenol	33.37	40.00	ug/L	83%		15-140
Nitrobenzene-d5	35.10	40.00	ug/L	88%		15-123
2-Fluorobiphenyl	32.74	40.00	ug/L	82%		15-120
Terphenyl-d14	33.98	40.00	ug/L	85%		15-120

ENTHALPY ANALYTICAL

Batch QC

Type:	**Lab Control Sample Duplicate**	**Lab ID:**	**QC1327148**	**Batch:**	**391447**
Matrix:	**Water**	**Method:**	**EPA 8270C**	**Prep Method:**	**EPA 3510C**

QC1327148 Analyte	Result	Spiked	Units	Recovery	Qual	Limits	RPD	RPD Lim
Phenol	22.00	75.00	ug/L	29%		14-120	8	52
2-Chlorophenol	59.73	75.00	ug/L	80%		46-120	5	52
1,4-Dichlorobenzene	66.86	75.00	ug/L	89%		42-120	4	53
3-,4-Methylphenol	47.98	75.00	ug/L	64%		40-120	5	51
N-Nitroso-di-n-propylamine	71.70	75.00	ug/L	96%		54-121	5	52
2,4-Dimethylphenol	63.30	75.00	ug/L	84%		48-120	6	52
1,2,4-Trichlorobenzene	68.19	75.00	ug/L	91%		45-120	5	54
4-Chloro-3-methylphenol	68.55	75.00	ug/L	91%		60-121	6	47
2,4,5-Trichlorophenol	69.93	75.00	ug/L	93%		62-124	4	46
Acenaphthene	62.58	75.00	ug/L	83%		56-120	2	46
4-Nitrophenol	21.79	75.00	ug/L	29%		17-120	8	44
2,4-Dinitrotoluene	74.39	75.00	ug/L	99%		69-127	6	40
Pentachlorophenol	56.45	75.00	ug/L	75%		51-120	5	42
Pyrene	67.92	75.00	ug/L	91%		68-123	7	39
Chrysene	66.51	75.00	ug/L	89%		66-120	5	38
Benzo(b)fluoranthene	71.49	75.00	ug/L	95%		67-120	5	39
Surrogates								
2-Fluorophenol	17.25	40.00	ug/L	43%		15-120		
Phenol-d6	10.67	40.00	ug/L	27%		15-120		
2,4,6-Tribromophenol	34.78	40.00	ug/L	87%		15-140		
Nitrobenzene-d5	36.50	40.00	ug/L	91%		15-123		
2-Fluorobiphenyl	33.76	40.00	ug/L	84%		15-120		
Terphenyl-d14	36.21	40.00	ug/L	91%		15-120		

ENTHALPY ANALYTICAL

Batch QC

Type: Blank	Lab ID: QC1327621	Batch: 391575
Matrix: Water		

QC1327621 Analyte	Result	Qual	Units	RL	MDL	Prepared	Analyzed
Method: EPA 8081A Prep Method: EPA 3510C							
alpha-BHC	ND		ug/L	0.05	0.01	01/04/26	01/04/26
beta-BHC	ND		ug/L	0.05	0.01	01/04/26	01/04/26
gamma-BHC	ND		ug/L	0.05	0.009	01/04/26	01/04/26
delta-BHC	ND		ug/L	0.05	0.01	01/04/26	01/04/26
Heptachlor	ND		ug/L	0.05	0.01	01/04/26	01/04/26
Aldrin	ND		ug/L	0.05	0.01	01/04/26	01/04/26
Heptachlor epoxide	ND		ug/L	0.05	0.01	01/04/26	01/04/26
Endosulfan I	ND		ug/L	0.05	0.01	01/04/26	01/04/26
Dieldrin	ND		ug/L	0.1	0.01	01/04/26	01/04/26
4,4'-DDE	ND		ug/L	0.1	0.01	01/04/26	01/04/26
Endrin	ND		ug/L	0.1	0.01	01/04/26	01/04/26
Endosulfan II	ND		ug/L	0.1	0.02	01/04/26	01/04/26
Endosulfan sulfate	ND		ug/L	0.1	0.01	01/04/26	01/04/26
4,4'-DDD	ND		ug/L	0.1	0.01	01/04/26	01/04/26
Endrin aldehyde	ND		ug/L	0.1	0.02	01/04/26	01/04/26
Endrin ketone	ND		ug/L	0.1	0.02	01/04/26	01/04/26
4,4'-DDT	ND		ug/L	0.1	0.04	01/04/26	01/04/26
Methoxychlor	ND		ug/L	0.1	0.03	01/04/26	01/04/26
Toxaphene	ND		ug/L	2.0	0.4	01/04/26	01/04/26
Chlordane (Technical)	ND		ug/L	1.0	0.2	01/04/26	01/04/26
Surrogates				**Limits**			
TCMX	67%		%REC	29-120		01/04/26	01/04/26
Decachlorobiphenyl	99%		%REC	33-132		01/04/26	01/04/26
Method: EPA 8082 Prep Method: EPA 3510C							
Aroclor-1016	ND		ug/L	0.50	0.30	01/04/26	01/04/26
Aroclor-1221	ND		ug/L	0.50	0.47	01/04/26	01/04/26
Aroclor-1232	ND		ug/L	0.50	0.27	01/04/26	01/04/26
Aroclor-1242	ND		ug/L	0.50	0.29	01/04/26	01/04/26
Aroclor-1248	ND		ug/L	0.50	0.24	01/04/26	01/04/26
Aroclor-1254	ND		ug/L	0.50	0.27	01/04/26	01/04/26
Aroclor-1260	ND		ug/L	0.50	0.33	01/04/26	01/04/26
Aroclor-1262	ND		ug/L	0.50	0.29	01/04/26	01/04/26
Aroclor-1268	ND		ug/L	0.50	0.26	01/04/26	01/04/26
Surrogates				**Limits**			
Decachlorobiphenyl (PCB)	86%		%REC	28-138		01/04/26	01/04/26

ENTHALPY ANALYTICAL

Batch QC

Type:	**Lab Control Sample**	**Lab ID:**	**QC1327622**	**Batch:**	**391575**
Matrix:	**Water**	**Method:**	**EPA 8081A**	**Prep Method:**	**EPA 3510C**

QC1327622 Analyte	Result	Spiked	Units	Recovery	Qual	Limits
alpha-BHC	0.4389	0.5000	ug/L	88%		66-121
beta-BHC	0.4595	0.5000	ug/L	92%		73-120
gamma-BHC	0.4806	0.5000	ug/L	96%		68-125
delta-BHC	0.4478	0.5000	ug/L	90%		68-131
Heptachlor	0.4172	0.5000	ug/L	83%		63-120
Aldrin	0.4172	0.5000	ug/L	83%		56-120
Heptachlor epoxide	0.3979	0.5000	ug/L	80%		65-120
Endosulfan I	0.4450	0.5000	ug/L	89%		68-124
Dieldrin	0.4132	0.5000	ug/L	83%		66-124
4,4'-DDE	0.4235	0.5000	ug/L	85%		67-131
Endrin	0.4194	0.5000	ug/L	84%		68-135
Endosulfan II	0.4472	0.5000	ug/L	89%		71-130
Endosulfan sulfate	0.3806	0.5000	ug/L	76%	#	68-128
4,4'-DDD	0.4021	0.5000	ug/L	80%		65-130
Endrin aldehyde	0.3974	0.5000	ug/L	79%		67-124
Endrin ketone	0.4039	0.5000	ug/L	81%	#	69-137
4,4'-DDT	0.4195	0.5000	ug/L	84%		65-136
Methoxychlor	0.4186	0.5000	ug/L	84%	#	69-150
Surrogates						
TCMX	0.3633	0.5000	ug/L	73%		29-120
Decachlorobiphenyl	0.4944	0.5000	ug/L	99%		33-132

ENTHALPY ANALYTICAL

Batch QC

Type:	Lab Control Sample Duplicate	Lab ID:	QC1327623	Batch:	391575
Matrix:	Water	Method:	EPA 8081A	Prep Method:	EPA 3510C

QC1327623 Analyte	Result	Spiked	Units	Recovery	Qual	Limits	RPD	RPD Lim
alpha-BHC	0.4372	0.5000	ug/L	87%		66-121	0	20
beta-BHC	0.4553	0.5000	ug/L	91%		73-120	1	20
gamma-BHC	0.4773	0.5000	ug/L	95%		68-125	1	20
delta-BHC	0.4459	0.5000	ug/L	89%		68-131	0	20
Heptachlor	0.4135	0.5000	ug/L	83%		63-120	1	24
Aldrin	0.4176	0.5000	ug/L	84%		56-120	0	30
Heptachlor epoxide	0.3991	0.5000	ug/L	80%		65-120	0	20
Endosulfan I	0.4479	0.5000	ug/L	90%		68-124	1	20
Dieldrin	0.4196	0.5000	ug/L	84%		66-124	2	22
4,4'-DDE	0.4255	0.5000	ug/L	85%		67-131	0	21
Endrin	0.4201	0.5000	ug/L	84%		68-135	0	20
Endosulfan II	0.4471	0.5000	ug/L	89%		71-130	0	21
Endosulfan sulfate	0.3742	0.5000	ug/L	75%	#	68-128	2	21
4,4'-DDD	0.4029	0.5000	ug/L	81%		65-130	0	22
Endrin aldehyde	0.3938	0.5000	ug/L	79%		67-124	1	20
Endrin ketone	0.3942	0.5000	ug/L	79%	#	69-137	2	21
4,4'-DDT	0.4257	0.5000	ug/L	85%		65-136	1	23
Methoxychlor	0.4165	0.5000	ug/L	83%	#	69-150	0	23
Surrogates								
TCMX	0.3731	0.5000	ug/L	75%		29-120		
Decachlorobiphenyl	0.4983	0.5000	ug/L	100%		33-132		

Type:	Lab Control Sample	Lab ID:	QC1327624	Batch:	391575
Matrix:	Water	Method:	EPA 8082	Prep Method:	EPA 3510C

QC1327624 Analyte	Result	Spiked	Units	Recovery	Qual	Limits
Aroclor-1016	4.471	5.000	ug/L	89%		69-120
Aroclor-1260	4.242	5.000	ug/L	85%		72-124
Surrogates						
Decachlorobiphenyl (PCB)	0.4146	0.5000	ug/L	83%		28-138

Type:	Lab Control Sample Duplicate	Lab ID:	QC1327625	Batch:	391575
Matrix:	Water	Method:	EPA 8082	Prep Method:	EPA 3510C

QC1327625 Analyte	Result	Spiked	Units	Recovery	Qual	Limits	RPD	RPD Lim
Aroclor-1016	4.630	5.000	ug/L	93%		69-120	3	22
Aroclor-1260	4.380	5.000	ug/L	88%		72-124	3	25
Surrogates								
Decachlorobiphenyl (PCB)	0.4080	0.5000	ug/L	82%		28-138		

ENTHALPY ANALYTICAL

Batch QC

Type:	**Lab Control Sample**	**Lab ID:**	**QC1327212**	**Batch:**	**391466**
Matrix:	**Water**	**Method:**	**EPA 8260B**	**Prep Method:**	**EPA 5030B**

QC1327212 Analyte	Result	Spiked	Units	Recovery	Qual	Limits
1,1-Dichloroethene	50.04	50.00	ug/L	100%		69-128
MTBE	47.00	50.00	ug/L	94%		66-125
Benzene	45.15	50.00	ug/L	90%		76-121
Trichloroethene	46.94	50.00	ug/L	94%		76-124
Toluene	44.74	50.00	ug/L	89%		76-120
Chlorobenzene	47.31	50.00	ug/L	95%		78-120
Surrogates						
Dibromofluoromethane	52.21	50.00	ug/L	104%		70-130
1,2-Dichloroethane-d4	52.99	50.00	ug/L	106%		70-130
Toluene-d8	51.04	50.00	ug/L	102%		70-130
Bromofluorobenzene	46.37	50.00	ug/L	93%		70-130

ENTHALPY ANALYTICAL

Batch QC

Type:	**Blank**	**Lab ID:**	**QC1327216**	**Batch:**	**391466**
Matrix:	**Water**	**Method:**	**EPA 8260B**	**Prep Method:**	**EPA 5030B**

QC1327216 Analyte	Result	Qual	Units	RL	MDL	Prepared	Analyzed
Carbon Disulfide	ND		ug/L	5.0	0.1	01/02/26	01/02/26
Chloroprene	ND		ug/L	200	2.7	01/02/26	01/02/26
3-Chloropropene	ND		ug/L	5.0	0.2	01/02/26	01/02/26
Ethyl methacrylate	ND		ug/L	50	3.9	01/02/26	01/02/26
Ethanol	ND		ug/L	500	160	01/02/26	01/02/26
2-Hexanone	ND		ug/L	5.0	1.3	01/02/26	01/02/26
Isopropanol (IPA)	ND		ug/L	200	96	01/02/26	01/02/26
Methyl acrylonitrile	ND		ug/L	35	4.2	01/02/26	01/02/26
Vinyl Acetate	ND		ug/L	50	3.2	01/02/26	01/02/26
Acrolein	ND		ug/L	200	2.6	01/02/26	01/02/26
Acrylonitrile	ND		ug/L	10	0.7	01/02/26	01/02/26
Freon 12	ND		ug/L	5.0	0.2	01/02/26	01/02/26
Chloromethane	ND		ug/L	5.0	0.09	01/02/26	01/02/26
Vinyl Chloride	ND		ug/L	5.0	0.1	01/02/26	01/02/26
Bromomethane	ND		ug/L	5.0	0.1	01/02/26	01/02/26
Chloroethane	ND		ug/L	5.0	0.1	01/02/26	01/02/26
Trichlorofluoromethane	ND		ug/L	5.0	0.1	01/02/26	01/02/26
Iodomethane	ND		ug/L	5.0		01/02/26	01/02/26
Acetone	ND		ug/L	100	14	01/02/26	01/02/26
Freon 113	ND		ug/L	5.0	0.1	01/02/26	01/02/26
1,1-Dichloroethene	ND		ug/L	5.0	0.1	01/02/26	01/02/26
Methylene Chloride	ND		ug/L	10	0.2	01/02/26	01/02/26
MTBE	ND		ug/L	5.0	0.1	01/02/26	01/02/26
trans-1,2-Dichloroethene	ND		ug/L	5.0	0.1	01/02/26	01/02/26
1,1-Dichloroethane	ND		ug/L	5.0	0.09	01/02/26	01/02/26
2-Butanone	ND		ug/L	10	1.3	01/02/26	01/02/26
cis-1,2-Dichloroethene	ND		ug/L	5.0	0.1	01/02/26	01/02/26
2,2-Dichloropropane	ND		ug/L	5.0	0.2	01/02/26	01/02/26
Chloroform	ND		ug/L	5.0	0.08	01/02/26	01/02/26
Bromochloromethane	ND		ug/L	5.0	0.1	01/02/26	01/02/26
1,1,1-Trichloroethane	ND		ug/L	5.0	0.1	01/02/26	01/02/26
1,1-Dichloropropene	ND		ug/L	5.0	0.1	01/02/26	01/02/26
Carbon Tetrachloride	ND		ug/L	5.0	0.1	01/02/26	01/02/26
1,2-Dichloroethane	ND		ug/L	5.0	0.2	01/02/26	01/02/26
Benzene	ND		ug/L	1.0	0.1	01/02/26	01/02/26
Trichloroethene	ND		ug/L	5.0	0.1	01/02/26	01/02/26
1,2-Dichloropropane	ND		ug/L	5.0	0.09	01/02/26	01/02/26
Bromodichloromethane	ND		ug/L	5.0	0.07	01/02/26	01/02/26
Dibromomethane	ND		ug/L	5.0	0.1	01/02/26	01/02/26
4-Methyl-2-Pentanone	ND		ug/L	5.0	1.0	01/02/26	01/02/26
cis-1,3-Dichloropropene	ND		ug/L	5.0	0.1	01/02/26	01/02/26
Toluene	0.1	J	ug/L	5.0	0.1	01/02/26	01/02/26
trans-1,3-Dichloropropene	ND		ug/L	5.0	0.09	01/02/26	01/02/26
1,1,2-Trichloroethane	ND		ug/L	5.0	0.1	01/02/26	01/02/26
1,3-Dichloropropane	ND		ug/L	5.0	0.07	01/02/26	01/02/26
Tetrachloroethene	ND		ug/L	5.0	0.2	01/02/26	01/02/26
Dibromochloromethane	ND		ug/L	5.0	0.1	01/02/26	01/02/26

ENTHALPY ANALYTICAL

Batch QC

QC1327216 Analyte	Result	Qual	Units	RL	MDL	Prepared	Analyzed
1,2-Dibromoethane	ND		ug/L	5.0	0.1	01/02/26	01/02/26
Chlorobenzene	ND		ug/L	5.0	0.1	01/02/26	01/02/26
1,1,1,2-Tetrachloroethane	ND		ug/L	5.0	0.07	01/02/26	01/02/26
Ethylbenzene	ND		ug/L	5.0	0.1	01/02/26	01/02/26
m,p-Xylenes	ND		ug/L	5.0	0.2	01/02/26	01/02/26
o-Xylene	ND		ug/L	5.0	0.1	01/02/26	01/02/26
Styrene	ND		ug/L	5.0	0.1	01/02/26	01/02/26
Bromoform	ND		ug/L	5.0	0.06	01/02/26	01/02/26
Isopropylbenzene	ND		ug/L	5.0	0.1	01/02/26	01/02/26
1,1,2,2-Tetrachloroethane	ND		ug/L	5.0	0.1	01/02/26	01/02/26
1,2,3-Trichloropropane	ND		ug/L	5.0	0.3	01/02/26	01/02/26
Propylbenzene	ND		ug/L	5.0	0.1	01/02/26	01/02/26
Bromobenzene	ND		ug/L	5.0	0.1	01/02/26	01/02/26
1,3,5-Trimethylbenzene	ND		ug/L	5.0	0.1	01/02/26	01/02/26
2-Chlorotoluene	ND		ug/L	5.0	0.1	01/02/26	01/02/26
4-Chlorotoluene	ND		ug/L	5.0	0.2	01/02/26	01/02/26
tert-Butylbenzene	ND		ug/L	5.0	0.1	01/02/26	01/02/26
1,2,4-Trimethylbenzene	ND		ug/L	5.0	0.1	01/02/26	01/02/26
sec-Butylbenzene	ND		ug/L	5.0	0.2	01/02/26	01/02/26
para-Isopropyl Toluene	ND		ug/L	5.0	0.2	01/02/26	01/02/26
1,3-Dichlorobenzene	ND		ug/L	5.0	0.1	01/02/26	01/02/26
1,4-Dichlorobenzene	ND		ug/L	5.0	0.2	01/02/26	01/02/26
n-Butylbenzene	ND		ug/L	5.0	0.1	01/02/26	01/02/26
1,2-Dichlorobenzene	ND		ug/L	5.0	0.1	01/02/26	01/02/26
1,2-Dibromo-3-Chloropropane	ND		ug/L	5.0	0.6	01/02/26	01/02/26
1,2,4-Trichlorobenzene	ND		ug/L	5.0	0.3	01/02/26	01/02/26
Hexachlorobutadiene	ND		ug/L	5.0	0.3	01/02/26	01/02/26
1,2,3-Trichlorobenzene	ND		ug/L	5.0	0.3	01/02/26	01/02/26
cis-1,4-Dichloro-2-butene	ND		ug/L	5.0	0.3	01/02/26	01/02/26
trans-1,4-Dichloro-2-butene	ND		ug/L	5.0	0.3	01/02/26	01/02/26
Xylene (total)	ND		ug/L	5.0		01/02/26	01/02/26
Surrogates				**Limits**			
Dibromofluoromethane	101%		%REC	70-130		01/02/26	01/02/26
1,2-Dichloroethane-d4	102%		%REC	70-130		01/02/26	01/02/26
Toluene-d8	100%		%REC	70-130		01/02/26	01/02/26
Bromofluorobenzene	93%		%REC	70-130		01/02/26	01/02/26

ENTHALPY ANALYTICAL

Batch QC

Type:	Matrix Spike	Lab ID:	QC1327308	Batch:	391466
Matrix (Source ID):	Water (549974-001)	Method:	EPA 8260B	Prep Method:	EPA 5030B

QC1327308 Analyte	Result	Source Sample Result	Spiked	Units	Recovery	Qual	Limits	DF
1,1-Dichloroethene	22.87	0.1531	20.00	ug/L	114%		62-131	1
MTBE	22.58	ND	20.00	ug/L	113%		61-124	1
Benzene	20.88	ND	20.00	ug/L	104%		70-123	1
Trichloroethene	21.73	0.2799	20.00	ug/L	107%		65-131	1
Toluene	20.13	ND	20.00	ug/L	101%		69-120	1
Chlorobenzene	21.65	ND	20.00	ug/L	108%		72-121	1
Surrogates								
Dibromofluoromethane	52.16		50.00	ug/L	104%		70-130	1
1,2-Dichloroethane-d4	52.38		50.00	ug/L	105%		70-130	1
Toluene-d8	50.05		50.00	ug/L	100%		70-130	1
Bromofluorobenzene	46.34		50.00	ug/L	93%		70-130	1

Type:	Matrix Spike Duplicate	Lab ID:	QC1327309	Batch:	391466
Matrix (Source ID):	Water (549974-001)	Method:	EPA 8260B	Prep Method:	EPA 5030B

QC1327309 Analyte	Result	Source Sample Result	Spiked	Units	Recovery	Qual	Limits	RPD	RPD Lim	DF
1,1-Dichloroethene	21.40	0.1531	20.00	ug/L	106%		62-131	7	31	1
MTBE	21.38	ND	20.00	ug/L	107%		61-124	5	30	1
Benzene	19.45	ND	20.00	ug/L	97%		70-123	7	31	1
Trichloroethene	19.67	0.2799	20.00	ug/L	97%		65-131	10	31	1
Toluene	18.46	ND	20.00	ug/L	92%		69-120	9	29	1
Chlorobenzene	20.37	ND	20.00	ug/L	102%		72-121	6	29	1
Surrogates										
Dibromofluoromethane	53.54		50.00	ug/L	107%		70-130			1
1,2-Dichloroethane-d4	53.14		50.00	ug/L	106%		70-130			1
Toluene-d8	49.45		50.00	ug/L	99%		70-130			1
Bromofluorobenzene	45.42		50.00	ug/L	91%		70-130			1

Type:	Blank	Lab ID:	QC1327197	Batch:	391462
Matrix:	Water	Method:	EPA 8270C-SIM	Prep Method:	EPA 3535

QC1327197 Analyte	Result	Qual	Units	RL	MDL	Prepared	Analyzed
1,4-Dioxane	ND		ug/L	1.0	0.87	01/02/26	01/08/26
Surrogates				**Limits**			
1,4-Dioxane-d8 (SUR)	91%		%REC	80-120		01/02/26	01/08/26

ENTHALPY ANALYTICAL

Batch QC

Type:	**Lab Control Sample**	**Lab ID:**	**QC1327198**	**Batch:**	**391462**
Matrix:	**Water**	**Method:**	**EPA 8270C-SIM**	**Prep Method:**	**EPA 3535**

QC1327198 Analyte	Result	Spiked	Units	Recovery	Qual	Limits
1,4-Dioxane	11.52	10.00	ug/L	115%		79-120
Surrogates						
1,4-Dioxane-d8 (SUR)	9.848	10.00	ug/L	98%		80-120

Type:	**Lab Control Sample Duplicate**	**Lab ID:**	**QC1327199**	**Batch:**	**391462**
Matrix:	**Water**	**Method:**	**EPA 8270C-SIM**	**Prep Method:**	**EPA 3535**

QC1327199 Analyte	Result	Spiked	Units	Recovery	Qual	Limits	RPD	RPD Lim
1,4-Dioxane	10.34	10.00	ug/L	103%		79-120	11	20
Surrogates								
1,4-Dioxane-d8 (SUR)	9.817	10.00	ug/L	98%		80-120		

Type:	**Blank**	**Lab ID:**	**QC1331056**	**Batch:**	**392611**
Matrix:	**Water**	**Method:**	**EPA 8270C-SIM**	**Prep Method:**	**EPA 3535**

QC1331056 Analyte	Result	Qual	Units	RL	MDL	Prepared	Analyzed
1,4-Dioxane	ND		ug/L	1.0	0.84	01/15/26	01/15/26
Surrogates				**Limits**			
1,4-Dioxane-d8 (SUR)	100%		%REC	80-120		01/15/26	01/15/26

Type:	**Lab Control Sample**	**Lab ID:**	**QC1331057**	**Batch:**	**392611**
Matrix:	**Water**	**Method:**	**EPA 8270C-SIM**	**Prep Method:**	**EPA 3535**

QC1331057 Analyte	Result	Spiked	Units	Recovery	Qual	Limits
1,4-Dioxane	11.47	10.00	ug/L	115%		79-120
Surrogates						
1,4-Dioxane-d8 (SUR)	10.09	10.00	ug/L	101%		80-120

Type:	**Lab Control Sample Duplicate**	**Lab ID:**	**QC1331058**	**Batch:**	**392611**
Matrix:	**Water**	**Method:**	**EPA 8270C-SIM**	**Prep Method:**	**EPA 3535**

QC1331058 Analyte	Result	Spiked	Units	Recovery	Qual	Limits	RPD	RPD Lim
1,4-Dioxane	11.53	10.00	ug/L	115%		79-120	1	20
Surrogates								
1,4-Dioxane-d8 (SUR)	10.03	10.00	ug/L	100%		80-120		

Type:	**Blank**	**Lab ID:**	**QC1327325**	**Batch:**	**391494**
Matrix:	**Water**	**Method:**	**SM 4500-CN-E**	**Prep Method:**	**METHOD**

QC1327325 Analyte	Result	Qual	Units	RL	MDL	Prepared	Analyzed
Cyanide	ND		mg/L	0.0050	0.0017	01/02/26	01/05/26

ENTHALPY ANALYTICAL

Batch QC

Type: Lab Control Sample **Lab ID:** QC1327326 **Batch:** 391494
Matrix: Water **Method:** SM 4500-CN-E **Prep Method:** METHOD

QC1327326 Analyte	Result	Spiked	Units	Recovery	Qual	Limits
Cyanide	0.1017	0.1000	mg/L	102%		85-115

Type: Matrix Spike **Lab ID:** QC1327327 **Batch:** 391494
Matrix (Source ID): Water (549776-004) **Method:** SM 4500-CN-E **Prep Method:** METHOD

QC1327327 Analyte	Result	Source Sample Result	Spiked	Units	Recovery	Qual	Limits	DF
Cyanide	0.1055	ND	0.1000	mg/L	105%		80-120	0.5

Type: Matrix Spike Duplicate **Lab ID:** QC1327328 **Batch:** 391494
Matrix (Source ID): Water (549776-004) **Method:** SM 4500-CN-E **Prep Method:** METHOD

QC1327328 Analyte	Result	Source Sample Result	Spiked	Units	Recovery	Qual	Limits	RPD	RPD Lim	DF
Cyanide	0.1050	ND	0.1000	mg/L	105%		80-120	0	20	0.5

Type: Blank **Lab ID:** QC1328065 **Batch:** 391739
Matrix: Water **Method:** SM 4500-P-B5-E

QC1328065 Analyte	Result	Qual	Units	RL	MDL	Prepared	Analyzed
Phosphorus	ND		mg/L	0.020	0.014	01/06/26	01/07/26

Type: Lab Control Sample **Lab ID:** QC1328066 **Batch:** 391739
Matrix: Water **Method:** SM 4500-P-B5-E

QC1328066 Analyte	Result	Spiked	Units	Recovery	Qual	Limits
Phosphorus	0.4060	0.4000	mg/L	102%		80-120

Type: Matrix Spike **Lab ID:** QC1328067 **Batch:** 391739
Matrix (Source ID): Water (550217-001) **Method:** SM 4500-P-B5-E

QC1328067 Analyte	Result	Source Sample Result	Spiked	Units	Recovery	Qual	Limits	DF
Phosphorus	0.4970	0.1210	0.4000	mg/L	94%		75-125	1

Type: Matrix Spike Duplicate **Lab ID:** QC1328068 **Batch:** 391739
Matrix (Source ID): Water (550217-001) **Method:** SM 4500-P-B5-E

QC1328068 Analyte	Result	Source Sample Result	Spiked	Units	Recovery	Qual	Limits	RPD	RPD Lim	DF
Phosphorus	0.4990	0.1210	0.4000	mg/L	95%		75-125	0	20	1

ENTHALPY ANALYTICAL

Batch QC

Type:	**Blank**	**Lab ID:**	**QC1327441**	**Batch:**	**391530**
Matrix:	**Water**	**Method:**	**SM 4500-S2-D**	**Prep Method:**	**METHOD**

QC1327441 Analyte	Result	Qual	Units	RL	MDL	Prepared	Analyzed
Sulfide	ND		mg/L	0.10		01/03/26	01/03/26

Type:	**Lab Control Sample**	**Lab ID:**	**QC1327442**	**Batch:**	**391530**
Matrix:	**Water**	**Method:**	**SM 4500-S2-D**	**Prep Method:**	**METHOD**

QC1327442 Analyte	Result	Spiked	Units	Recovery	Qual	Limits
Sulfide	0.9000	1.000	mg/L	90%		90-110

Type:	**Matrix Spike**	**Lab ID:**	**QC1327445**	**Batch:**	**391530**
Matrix (Source ID):	**Drinking Water (549874-004)**	**Method:**	**SM 4500-S2-D**	**Prep Method:**	**METHOD**

QC1327445 Analyte	Result	Source Sample Result	Spiked	Units	Recovery	Qual	Limits	DF
Sulfide	0.9000	ND	1.000	mg/L	90%		80-120	1

Type:	**Matrix Spike Duplicate**	**Lab ID:**	**QC1327446**	**Batch:**	**391530**
Matrix (Source ID):	**Drinking Water (549874-004)**	**Method:**	**SM 4500-S2-D**	**Prep Method:**	**METHOD**

QC1327446 Analyte	Result	Source Sample Result	Spiked	Units	Recovery	Qual	Limits	RPD	RPD Lim	DF
Sulfide	0.9000	ND	1.000	mg/L	90%		80-120	0	20	1

Type:	**Blank**	**Lab ID:**	**QC1327416**	**Batch:**	**391521**
Matrix:	**Water**	**Method:**	**SM 5310B**	**Prep Method:**	**SM 5310B**

QC1327416 Analyte	Result	Qual	Units	RL	MDL	Prepared	Analyzed
Total Organic Carbon	ND		mg/L	1.0	0.49	01/03/26	01/03/26

Type:	**Lab Control Sample**	**Lab ID:**	**QC1327417**	**Batch:**	**391521**
Matrix:	**Water**	**Method:**	**SM 5310B**	**Prep Method:**	**SM 5310B**

QC1327417 Analyte	Result	Spiked	Units	Recovery	Qual	Limits
Total Organic Carbon	24.63	25.00	mg/L	99%		85-115

Type:	**Matrix Spike**	**Lab ID:**	**QC1327418**	**Batch:**	**391521**
Matrix (Source ID):	**Water (550065-001)**	**Method:**	**SM 5310B**	**Prep Method:**	**SM 5310B**

QC1327418 Analyte	Result	Source Sample Result	Spiked	Units	Recovery	Qual	Limits	DF
Total Organic Carbon	38.47	10.66	25.00	mg/L	111%		75-125	1

ENTHALPY ANALYTICAL

Batch QC

Type:	**Matrix Spike Duplicate**	**Lab ID:**	**QC1327419**	**Batch:**	**391521**
Matrix (Source ID):	**Water (550065-001)**	**Method:**	**SM 5310B**	**Prep Method:**	**SM 5310B**

QC1327419 Analyte	Result	Source Sample Result	Spiked	Units	Recovery	Qual	Limits	RPD	RPD Lim	DF
Total Organic Carbon	37.55	10.66	25.00	mg/L	108%		75-125	2	25	1

Type:	**Sample Duplicate**	**Lab ID:**	**QC1327319**	**Batch:**	**391491**
Matrix (Source ID):	**Water (550032-002)**	**Method:**	**SM2130B**		

QC1327319 Analyte	Result	Source Sample Result	Units	Qual	RPD	RPD Lim	DF
Turbidity	228.0	232.0	NTU		2	20	1

Type:	**Blank**	**Lab ID:**	**QC1328059**	**Batch:**	**391737**
Matrix:	**Water**	**Method:**	**SM2320B**	**Prep Method:**	**METHOD**

QC1328059 Analyte	Result	Qual	Units	RL	MDL	Prepared	Analyzed
Bicarbonate	ND		mg/L	2.4		01/06/26	01/06/26
Alkalinity, Total as CaCO3	ND		mg/L	2.0		01/06/26	01/06/26

Type:	**Lab Control Sample**	**Lab ID:**	**QC1328060**	**Batch:**	**391737**
Matrix:	**Water**	**Method:**	**SM2320B**	**Prep Method:**	**METHOD**

QC1328060 Analyte	Result	Spiked	Units	Recovery	Qual	Limits
Alkalinity, Total as CaCO3	941.6	1000	mg/L	94%		90-110

Type:	**Sample Duplicate**	**Lab ID:**	**QC1328061**	**Batch:**	**391737**
Matrix (Source ID):	**Water (550068-001)**	**Method:**	**SM2320B**	**Prep Method:**	**METHOD**

QC1328061 Analyte	Result	Source Sample Result	Units	Qual	RPD	RPD Lim	DF
Bicarbonate	140.0	138.4	mg/L		1	20	2.5
Alkalinity, Total as CaCO3	114.8	113.4	mg/L		1	20	2.5

Type:	**Sample Duplicate**	**Lab ID:**	**QC1327608**	**Batch:**	**391572**
Matrix (Source ID):	**Water (550065-001)**	**Method:**	**SM2510B**	**Prep Method:**	**METHOD**

QC1327608 Analyte	Result	Source Sample Result	Units	Qual	RPD	RPD Lim	DF
Specific Conductance	591.8	592.1	umhos/cm		0	20	1

ENTHALPY ANALYTICAL

Batch QC

Type: Blank	**Lab ID:** QC1327604	**Batch:** 391571
Matrix: Water	**Method:** SM2540C	**Prep Method:** METHOD

QC1327604 Analyte	Result	Qual	Units	RL	MDL	Prepared	Analyzed
Total Dissolved Solids	ND		mg/L	10		01/04/26	01/05/26

Type: Lab Control Sample	**Lab ID:** QC1327605	**Batch:** 391571
Matrix: Water	**Method:** SM2540C	**Prep Method:** METHOD

QC1327605 Analyte	Result	Spiked	Units	Recovery	Qual	Limits
Total Dissolved Solids	1,033	1000	mg/L	103%		90-110

Type: Sample Duplicate	**Lab ID:** QC1327606	**Batch:** 391571
Matrix (Source ID): Water (550007-001)	**Method:** SM2540C	**Prep Method:** METHOD

QC1327606 Analyte	Result	Source Sample Result	Units	Qual	RPD	RPD Lim	DF
Total Dissolved Solids	334.0	358.0	mg/L		7*	5	2

Type: Sample Duplicate	**Lab ID:** QC1327607	**Batch:** 391571
Matrix (Source ID): Water (550065-001)	**Method:** SM2540C	**Prep Method:** METHOD

QC1327607 Analyte	Result	Source Sample Result	Units	Qual	RPD	RPD Lim	DF
Total Dissolved Solids	382.0	390.0	mg/L		2	5	2

Type: Blank	**Lab ID:** QC1327364	**Batch:** 391504
Matrix: Water	**Method:** SM2540D	**Prep Method:** METHOD

QC1327364 Analyte	Result	Qual	Units	RL	MDL	Prepared	Analyzed
Total Suspended Solids	ND		mg/L	0.5		01/02/26	01/02/26

Type: Lab Control Sample	**Lab ID:** QC1327365	**Batch:** 391504
Matrix: Water	**Method:** SM2540D	**Prep Method:** METHOD

QC1327365 Analyte	Result	Spiked	Units	Recovery	Qual	Limits
Total Suspended Solids	101.4	100.0	mg/L	101%		90-110

Type: Lab Control Sample Duplicate	**Lab ID:** QC1327366	**Batch:** 391504
Matrix: Water	**Method:** SM2540D	**Prep Method:** METHOD

QC1327366 Analyte	Result	Spiked	Units	Recovery	Qual	Limits	RPD	RPD Lim
Total Suspended Solids	104.4	100.0	mg/L	104%		90-110	3	5

ENTHALPY ANALYTICAL

Batch QC

Type:	Sample Duplicate	Lab ID:	QC1327367	Batch:	391504
Matrix (Source ID):	Water (550041-001)	Method:	SM2540D	Prep Method:	METHOD

QC1327367 Analyte	Result	Source Sample Result	Units	Qual	RPD	RPD Lim	DF
Total Suspended Solids	157.5	171.4	mg/L		8*	5	1

Type:	Sample Duplicate	Lab ID:	QC1327368	Batch:	391504
Matrix (Source ID):	Water (550055-001)	Method:	SM2540D	Prep Method:	METHOD

QC1327368 Analyte	Result	Source Sample Result	Units	Qual	RPD	RPD Lim	DF
Total Suspended Solids	680.0	570.0	mg/L		18*	5	1

Type:	Blank	Lab ID:	QC1327168	Batch:	391455
Matrix:	Water	Method:	SM5210B	Prep Method:	METHOD

QC1327168 Analyte	Result	Qual	Units	RL	MDL	Prepared	Analyzed
Biochemical Oxygen Demand	ND		mg/L	3.0		01/02/26 12:05	01/07/26 10:41

Type:	Lab Control Sample	Lab ID:	QC1327171	Batch:	391455
Matrix:	Water	Method:	SM5210B	Prep Method:	METHOD

QC1327171 Analyte	Result	Spiked	Units	Recovery	Qual	Limits
Biochemical Oxygen Demand	191.7	198.0	mg/L	97%		84.6-115.4

Type:	Sample Duplicate	Lab ID:	QC1327349	Batch:	391455
Matrix (Source ID):	Water (549863-002)	Method:	SM5210B	Prep Method:	METHOD

QC1327349 Analyte	Result	Source Sample Result	Units	Qual	RPD	RPD Lim	DF
Biochemical Oxygen Demand	1,691	1574	mg/L		7	30	1

Type:	Blank	Lab ID:	QC1327172	Batch:	391456
Matrix:	Water	Method:	SM5220D	Prep Method:	SM 5220D

QC1327172 Analyte	Result	Qual	Units	RL	MDL	Prepared	Analyzed
Chemical Oxygen Demand	ND		mg/L	4.0	2.0	01/02/26	01/02/26

Type:	Lab Control Sample	Lab ID:	QC1327173	Batch:	391456
Matrix:	Water	Method:	SM5220D	Prep Method:	SM 5220D

QC1327173 Analyte	Result	Spiked	Units	Recovery	Qual	Limits
Chemical Oxygen Demand	99.00	100.0	mg/L	99%		90-110

Batch QC

Type:	**Matrix Spike**	**Lab ID:**	**QC1327174**	**Batch:**	**391456**
Matrix (Source ID):	**Water (550068-001)**	**Method:**	**SM5220D**	**Prep Method:**	**SM 5220D**

QC1327174 Analyte	Result	Source Sample Result	Spiked	Units	Recovery	Qual	Limits	DF
Chemical Oxygen Demand	200.0	100.0	100.0	mg/L	100%		75-125	2

Type:	**Matrix Spike Duplicate**	**Lab ID:**	**QC1327175**	**Batch:**	**391456**
Matrix (Source ID):	**Water (550068-001)**	**Method:**	**SM5220D**	**Prep Method:**	**SM 5220D**

QC1327175 Analyte	Result	Source Sample Result	Spiked	Units	Recovery	Qual	Limits	RPD	RPD Lim	DF
Chemical Oxygen Demand	202.0	100.0	100.0	mg/L	102%		75-125	1	20	2

#	CCV drift outside limits; average CCV drift within limits per method requirements
*	Value is outside QC limits
E	Response exceeds instrument's linear range
J	Estimated value
ND	Not Detected
NM	Not Meaningful

Laboratory Job Number 550068

Subcontracted Products

Pace Laboratories

Date of Report: 01/08/2026

David Tripp

Enthalpy Laboratories-Orange
931 West Barkley Avenue
Orange, CA 92868

Client Project:	EO-550068
Pace Project:	Chiquita Canyon Landfill Stormwater
Pace Work Order:	2600038
Invoice ID:	B529572

Enclosed are the results of analyses for samples received by the laboratory on 1/3/2026. If you have any questions concerning this report, please feel free to contact me.

Sincerely,

Contact Person: Ragen Williams
Client Service Rep

Steven Bennett
Operations Manager

Table of Contents

Sample Information

Chain of Custody and Cooler Receipt form 3

Laboratory / Client Sample Cross Reference 5

Sample Results

2600038-01 - South

Organo-Phosphorus Pesticide Analysis (EPA Method 8141A) 6

Quality Control Reports

Organo-Phosphorus Pesticide Analysis (EPA Method 8141A)

Method Blank Analysis 7

Laboratory Control Sample 8

Notes

Notes and Definitions 9

ENTHALPY ANALYTICAL

931 West Barkley Ave
Orange, CA 92868
(714) 771-6900

2600038

Subcontract Laboratory:
Pace Laboratories
4100 Atlas Court
Bakersfield, CA 93308
ATTN: Ragen Schallock
PO #: Required, to be sent via email

2600038

Enthalpy Order: EO-550068
PM: David Tripp
Email: david.tripp@enthalpy.com
CC: incomingreports@enthalpy.com
Phone: 657-581-4710

Results Due: Standard TAT
Report Level: II
Report To: MDL
EDDs: ELM_TransferOut (Standard Excel Transfer EDD, 3 tabs)

Notes:
CHIQUITA Stormwater

Sample ID	Collected	Lab ID	# Cont.	Matrix	Analysis Requested	Comment
SOUTH	01-JAN-2026 09:00	550068-001	1	Water	Organophosphorus Pesticides	

Notes:	Relinquished By:	Received By:
	Date: 1/2/26 14:41	Date: 1-3-26 9:30
	Date:	Date:
	Date:	Date:

1 of 1

Chain of Custody and Cooler Receipt Form for 2600038 Page 2 of 2

PACE ANALYTICAL — COOLER RECEIPT FORM — Page 1 Of 1

Submission #: 2600038

SHIPPING INFORMATION	SHIPPING CONTAINER	FREE LIQUID
Fed Ex ☑ UPS ☐ GSO / GLS ☐ Hand Delivery ☐	Ice Chest ☑ None ☐ Box ☐	YES ☐ NO ☐
Pace Lab Field Service ☐ Other ☐ (Specify)_____	Other ☐ (Specify)_____	WT S

Refrigerant: Ice ☑ Blue Ice ☐ None ☐ Other ☐ Comments:

Custody Seals: Ice Chest ☐ Intact? Yes ☐ No ☐ | Containers ☐ Intact? Yes ☐ No ☐ | None ☑ Comments:

All samples received? Yes ☑ No ☐ All samples containers intact? Yes ☑ No ☐ Description(s) match COC? Yes ☑ No ☐

COC Received ☑YES ☐ NO

Emissivity: 0.97 Container: NA Thermometer ID: 274 Date/Time 1-3-25 9:30

Temperature: (A) 3.4 °C / (C) 3.7 °C Analyst Init MAC

SAMPLE CONTAINERS	SAMPLE NUMBERS 1	2	3	4	5	6	7	8	9	10
QT PE UNPRES										
4oz / 8oz / 16oz PE UNPRES										
2oz Cr^{+6}										
QT INORGANIC CHEMICAL METALS										
INORGANIC CHEMICAL METALS 4oz / 8oz / 16oz										
PT CYANIDE										
PT NITROGEN FORMS										
PT TOTAL SULFIDE										
2oz. NITRATE / NITRITE										
PT TOTAL ORGANIC CARBON										
PT CHEMICAL OXYGEN DEMAND										
PtA PHENOLICS										
40ml VOA VIAL TRAVEL BLANK										
40ml VOA VIAL										
QT EPA 1664B	A									
PT ODOR										
RADIOLOGICAL										
BACTERIOLOGICAL										
40 ml VOA VIAL- 504										
QT EPA 508/608.3/8081A										
QT EPA 515.1/8151A										
QT EPA 525.2										
QT EPA 525.2 TRAVEL BLANK										
40ml EPA 547										
40ml EPA 531.1										
8oz EPA 548.1										
QT EPA 549.2										
QT EPA 8015M										
QT EPA 8270C										
8oz / 16oz / 32oz AMBER										
8oz / 16oz / 32oz JAR										
SOIL SLEEVE										
PCB VIAL										
PLASTIC BAG										
TEDLAR BAG										
FERROUS IRON										
ENCORE										
SMART KIT										
SUMMA CANISTER										

CHK BY [MM] DISTRIBUTION SIM SUB OUT ☐

Comments:

Sample Numbering Completed By: MAC Date/Time: 1-3-26 4:56

A = Actual / C = Corrected

Rev 23 05/25/22

[S:\WPDocs\WordPerfect\LAB_DOCS\FORMS\SAMREC rev 20]

The results in this report apply to the samples analyzed in accordance with the chain of custody document. This analytical report must be reproduced in its entirety.
All results listed in this report are for the exclusive use of the submitting party. Pace Analytical assumes no responsibility for report alteration, separation, detachment or third party interpretation.

Pace Analytical
ENVIRONMENTAL SCIENCES

Enthalpy Laboratories-Orange
931 West Barkley Avenue
Orange, CA 92868

Reported: 01/08/2026 12:05
Project: Chiquita Canyon Landfill Stormwater
Project Number: EO-550068
Project Manager: David Tripp

Laboratory / Client Sample Cross Reference

Laboratory	Client Sample Information			
2600038-01	**COC Number:**	—	**Receive Date:**	01/03/2026 09:30
	Project Number:	—	**Sampling Date:**	01/01/2026 09:00
	Sampling Location:	—	**Sample Depth:**	—
	Sampling Point:	South	**Lab Matrix:**	Water
	Sampled By:	Client	**Sample Type:**	Stormwater Runoff

The results in this report apply to the samples analyzed in accordance with the chain of custody document. This analytical report must be reproduced in its entirety.
All results listed in this report are for the exclusive use of the submitting party. Pace Analytical assumes no responsibility for report alteration, separation, detachment or third party interpretation.

Pace Analytical
ENVIRONMENTAL SCIENCES

Enthalpy Laboratories-Orange
931 West Barkley Avenue
Orange, CA 92868

Reported: 01/08/2026 12:05
Project: Chiquita Canyon Landfill Stormwater
Project Number: EO-550068
Project Manager: David Tripp

Organo-Phosphorus Pesticide Analysis (EPA Method 8141A)

Pace Sample ID: 2600038-01 | **Client Sample Name:** South, 1/1/2026 9:00:00AM, Client

Constituent	Result	Units	PQL	MDL	Method	MB Bias	Lab Quals	DCN
Azinphos methyl	ND	ug/L	0.50	0.12	EPA-8141A	ND		1
Bolstar	ND	ug/L	0.20	0.050	EPA-8141A	ND		1
Chlorpyrifos	ND	ug/L	0.20	0.050	EPA-8141A	ND		1
Coumaphos	ND	ug/L	0.50	0.11	EPA-8141A	ND		1
Demeton O/S	ND	ug/L	0.20	0.056	EPA-8141A	ND		1
Diazinon	ND	ug/L	0.20	0.050	EPA-8141A	ND		1
Dichlorvos	ND	ug/L	0.20	0.050	EPA-8141A	ND		1
Disulfoton	ND	ug/L	0.20	0.050	EPA-8141A	ND		1
Ethoprop	ND	ug/L	0.20	0.052	EPA-8141A	ND		1
Fensulfothion	ND	ug/L	0.20	0.051	EPA-8141A	ND		1
Fenthion	ND	ug/L	0.20	0.050	EPA-8141A	ND		1
Merphos	ND	ug/L	0.20	0.050	EPA-8141A	ND		1
Methyl parathion	ND	ug/L	0.20	0.050	EPA-8141A	ND		1
Mevinphos	ND	ug/L	0.20	0.050	EPA-8141A	ND		1
Naled	ND	ug/L	0.50	0.17	EPA-8141A	ND		1
Phorate	ND	ug/L	0.20	0.066	EPA-8141A	ND		1
Ronnel (Fenchlorphos)	ND	ug/L	0.20	0.050	EPA-8141A	ND		1
Stirophos (Tetrachlorvinphos)	ND	ug/L	0.20	0.082	EPA-8141A	ND		1
Tokuthion (Prothiofos)	ND	ug/L	0.20	0.050	EPA-8141A	ND		1
Trichloronate	ND	ug/L	0.20	0.050	EPA-8141A	ND		1
Triphenylphosphate (Surrogate)	61.4	%	50 - 130 (LCL - UCL)		EPA-8141A			1

DCN	Method	Prep Date	Run Date/Time	Analyst	Instrument	Dilution	QC Batch ID	Prep Method
1	EPA-8141A	01/06/26 10:30	01/07/26 17:28	IJC	GC-18	0.941	B225090	EPA 3510C

DCN = Data Continuation Number

The results in this report apply to the samples analyzed in accordance with the chain of custody document. This analytical report must be reproduced in its entirety.
All results listed in this report are for the exclusive use of the submitting party. Pace Analytical assumes no responsibility for report alteration, separation, detachment or third party interpretation.

Pace Analytical
ENVIRONMENTAL SCIENCES

Enthalpy Laboratories-Orange
931 West Barkley Avenue
Orange, CA 92868

Reported: 01/08/2026 12:05
Project: Chiquita Canyon Landfill Stormwater
Project Number: EO-550068
Project Manager: David Tripp

Organo-Phosphorus Pesticide Analysis (EPA Method 8141A)

Quality Control Report - Method Blank Analysis

Constituent	QC Sample ID	MB Result	Units	PQL	MDL	Lab Quals	Run #
QC Batch ID: B225090							
Azinphos methyl	B225090-BLK1	ND	ug/L	0.50	0.12		1
Bolstar	B225090-BLK1	ND	ug/L	0.20	0.050		1
Chlorpyrifos	B225090-BLK1	ND	ug/L	0.20	0.050		1
Coumaphos	B225090-BLK1	ND	ug/L	0.50	0.11		1
Demeton O/S	B225090-BLK1	ND	ug/L	0.20	0.056		1
Diazinon	B225090-BLK1	ND	ug/L	0.20	0.050		1
Dichlorvos	B225090-BLK1	ND	ug/L	0.20	0.050		1
Disulfoton	B225090-BLK1	ND	ug/L	0.20	0.050		1
Ethoprop	B225090-BLK1	ND	ug/L	0.20	0.052		1
Fensulfothion	B225090-BLK1	ND	ug/L	0.20	0.051		1
Fenthion	B225090-BLK1	ND	ug/L	0.20	0.050		1
Merphos	B225090-BLK1	ND	ug/L	0.20	0.050		1
Methyl parathion	B225090-BLK1	ND	ug/L	0.20	0.050		1
Mevinphos	B225090-BLK1	ND	ug/L	0.20	0.050		1
Naled	B225090-BLK1	ND	ug/L	0.50	0.17		1
Phorate	B225090-BLK1	ND	ug/L	0.20	0.066		1
Ronnel (Fenchlorphos)	B225090-BLK1	ND	ug/L	0.20	0.050		1
Stirophos (Tetrachlorvinphos)	B225090-BLK1	ND	ug/L	0.20	0.082		1
Tokuthion (Prothiofos)	B225090-BLK1	ND	ug/L	0.20	0.050		1
Trichloronate	B225090-BLK1	ND	ug/L	0.20	0.050		1
Triphenylphosphate (Surrogate)	**B225090-BLK1**	**89.0**	%	**50 - 130 (LCL - UCL)**			1

Run #	QC Sample ID	QC Type	Method	Prep Date	Run Date Time	Analyst	Instrument	Dilution
1	B225090-BLK1	PB	EPA-8141A	01/06/26	01/07/26 16:00	IJC	GC-18	1

The results in this report apply to the samples analyzed in accordance with the chain of custody document. This analytical report must be reproduced in its entirety.
All results listed in this report are for the exclusive use of the submitting party. Pace Analytical assumes no responsibility for report alteration, separation, detachment or third party interpretation.

Pace Analytical
ENVIRONMENTAL SCIENCES

Enthalpy Laboratories-Orange
931 West Barkley Avenue
Orange, CA 92868

Reported: 01/08/2026 12:05
Project: Chiquita Canyon Landfill Stormwater
Project Number: EO-550068
Project Manager: David Tripp

Organo-Phosphorus Pesticide Analysis (EPA Method 8141A)

Quality Control Report - Laboratory Control Sample

Constituent	QC Sample ID	Type	Result	Spike Level	Units	Percent Recovery	RPD	Control Limits Percent Recovery	Control Limits RPD	Lab Quals	Run #
QC Batch ID: B225090											
Bolstar	B225090-BS1	LCS	1.6800	2.0000	ug/L	84.0		50 - 130			1
	B225090-BSD1	LCSD	1.7400	2.0000	ug/L	87.0	3.5	50 - 130	30		2
Chlorpyrifos	B225090-BS1	LCS	1.9000	2.0000	ug/L	95.0		60 - 120			1
	B225090-BSD1	LCSD	1.9100	2.0000	ug/L	95.5	0.5	60 - 120	30		2
Diazinon	B225090-BS1	LCS	1.7900	2.0000	ug/L	89.5		60 - 130			1
	B225090-BSD1	LCSD	1.8150	2.0000	ug/L	90.8	1.4	60 - 130	30		2
Methyl parathion	B225090-BS1	LCS	1.9900	2.0000	ug/L	99.5		60 - 120			1
	B225090-BSD1	LCSD	2.0500	2.0000	ug/L	102	3.0	60 - 120	30		2
Mevinphos	B225090-BS1	LCS	1.5850	2.0000	ug/L	79.2		50 - 120			1
	B225090-BSD1	LCSD	1.5350	2.0000	ug/L	76.8	3.2	50 - 120	30		2
Ronnel (Fenchlorphos)	B225090-BS1	LCS	2.0850	2.0000	ug/L	104		50 - 120			1
	B225090-BSD1	LCSD	2.1400	2.0000	ug/L	107	2.6	50 - 120	30		2
Stirophos (Tetrachlorvinphos)	B225090-BS1	LCS	1.9550	2.0000	ug/L	97.8		50 - 120			1
	B225090-BSD1	LCSD	1.9300	2.0000	ug/L	96.5	1.3	50 - 120	30		2
Triphenylphosphate (Surrogate)	B225090-BS1	LCS	2.6700	2.5000	ug/L	107		50 - 130			1
	B225090-BSD1	LCSD	2.6150	2.5000	ug/L	105	2.1	50 - 130			2

Run #	QC Sample ID	QC Type	Method	Prep Date	Run Date Time	Analyst	Instrument	Dilution
1	B225090-BS1	LCS	EPA-8141A	01/06/26	01/07/26 16:29	IJC	GC-18	1
2	B225090-BSD1	LCSD	EPA-8141A	01/06/26	01/07/26 16:59	IJC	GC-18	1

The results in this report apply to the samples analyzed in accordance with the chain of custody document. This analytical report must be reproduced in its entirety.
All results listed in this report are for the exclusive use of the submitting party. Pace Analytical assumes no responsibility for report alteration, separation, detachment or third party interpretation.

Pace Analytical
ENVIRONMENTAL SCIENCES

Enthalpy Laboratories-Orange	**Reported:** 01/08/2026 12:05
931 West Barkley Avenue	Project: Chiquita Canyon Landfill Stormwater
Orange, CA 92868	Project Number: EO-550068
	Project Manager: David Tripp

Notes And Definitions

MDL	Method Detection Limit
ND	Analyte Not Detected
PQL	Practical Quantitation Limit

The results in this report apply to the samples analyzed in accordance with the chain of custody document. This analytical report must be reproduced in its entirety.
All results listed in this report are for the exclusive use of the submitting party. Pace Analytical assumes no responsibility for report alteration, separation, detachment or third party interpretation.

Laboratory Job Number 550068

Subcontracted Products

McCampbell Analytical, Inc.

McCampbell Analytical, Inc.

"When Quality Counts"

Analytical Report

WorkOrder: 2601096

Report Created for: Enthalpy Analytical

931 West Barkley Avenue
Orange, CA 92868

Project Contact: David Tripp
Project P.O.: 079649
Project: EO-550068

Project Location:
Project Received: 01/06/2026

Analytical Report reviewed & approved for release on 01/08/2026 by:

Jennifer Lagerbom
Project Manager

The report shall not be reproduced except in full, without the written approval of the laboratory. The analytical results relate only to the items tested. Results reported conform to the most current regulatory standards, where applicable, unless otherwise stated.

1534 Willow Pass Rd. Pittsburg, CA 94565 ♦ TEL: (877) 252-9262 ♦ FAX: (925) 252-9269 ♦ www.mccampbell.com
CA ELAP 1644 ♦ ORELAP (NELAP) 4033 ♦ AIHA-LAP ID#232255 ♦ DoD-ELAP Cert # L22-757

McCampbell Analytical, Inc.
"When Quality Counts"
1534 Willow Pass Road, Pittsburg, CA 94565-1701
Toll Free Telephone: (877) 252-9262 / Fax: (925) 252-9269
http://www.mccampbell.com / E-mail: main@mccampbell.com

Glossary of Terms & Qualifier Definitions

Client: Enthalpy Analytical **WorkOrder:** 2601096
Project: EO-550068

Glossary Abbreviation

%D	Serial Dilution Percent Difference
95% Interval	95% Confident Interval
CCV	Continuing Calibration Verification.
CCV REC (%)	% recovery of Continuing Calibration Verification.
CPT	Consumer Product Testing not NELAP Accredited
DF	Dilution Factor
DI WET	(DISTLC) Waste Extraction Test using DI water
DISS	Dissolved (direct analysis of 0.45 µm filtered and acidified water sample)
DLT	Dilution Test (Serial Dilution)
DUP	Duplicate
EDL	Estimated Detection Limit
ERS	External reference sample. Second source calibration verification.
ITEF	International Toxicity Equivalence Factor
LCS	Laboratory Control Sample
LCS2	Second LCS for the batch. Spike level is lower than that for the first LCS; applicable to method 1633.
LQL	Lowest Quantitation Level
MB	Method Blank
MB IS/SS % Rec	% Recovery of Internal Standard or Surrogate in Method Blank, if applicable
MB SS % Rec	% Recovery of Surrogate in Method Blank, if applicable
MDL	Method Detection Limit [1]
ML	Minimum Level of Quantitation
MS	Matrix Spike
MSD	Matrix Spike Duplicate
NA	Not Applicable
ND	Not detected at or above the indicated MDL or RL.
NR	Data Not Reported due to matrix interference or insufficient sample amount.
PDS	Post Digestion Spike
PF	Prep Factor
RD	Relative Difference
RL	Reporting Limit [2]
RPD	Relative Percent Difference
RRT	Relative Retention Time
RSD	Relative Standard Deviation
SNR	Surrogate is diluted out of the calibration range

[1] MDL is the minimum measured concentration of a substance that can be reported with 99% confidence that the measured concentration is distinguishable from method blank results. Definition and Procedure for the Determination of the Method Detection Limit, Revision 2, 40CFR, Part 136, Appendix B, EPA 821-R-16-006, December 2016. Values are based upon our default extraction volume/amount and are subject to change.

[2] RL is the lowest level that can be reliably determined within specified limits of precision and accuracy during routine laboratory operating conditions. (The RL cannot be lower than the lowest calibration standard used in the initial calibration of the instrument and must be greater than the MDL.) Values are based upon our default extraction volume/amount and are subject to change.

McCampbell Analytical, Inc.
"When Quality Counts"

1534 Willow Pass Road, Pittsburg, CA 94565-1701
Toll Free Telephone: (877) 252-9262 / Fax: (925) 252-9269
http://www.mccampbell.com / E-mail: main@mccampbell.com

Glossary of Terms & Qualifier Definitions

Client: Enthalpy Analytical **WorkOrder:** 2601096

Project: EO-550068

SPK Val	Spike Value
SPKRef Val	Spike Reference Value
SPLP	Synthetic Precipitation Leachate Procedure
ST	Sorbent Tube
TCLP	Toxicity Characteristic Leachate Procedure
TEQ	Toxicity Equivalents
TNTC	"Too Numerous to Count;" greater than 250 colonies observed on the plate.
TPH-Diesel	Sample results for semi-volatile TPH (diesel, kerosene, oil, etc) were calculated using a background subtraction procedure to correct for instrument baseline rise (column bleed) as described in Sec 7.7.2.2 of EPA 8015 B, C.
TZA	TimeZone Net Adjustment for sample collected outside of MAI's Coordinated Universal Time (UTC). (Adjustment for Daylight Saving is not accounted.)
WET (STLC)	Waste Extraction Test (Soluble Threshold Limit Concentration)

Quality Control Qualifiers

F2	LCS/LCSD recovery and/or RPD/RSD is out of acceptance criteria.

McCampbell Analytical, Inc.
"When Quality Counts"

1534 Willow Pass Road, Pittsburg, CA 94565-1701
Toll Free Telephone: (877) 252-9262 / Fax: (925) 252-9269
http://www.mccampbell.com / E-mail: main@mccampbell.com

Analytical Report

Client:	Enthalpy Analytical	**WorkOrder:**	2601096
Date Received:	01/06/2026 9:44	**Extraction Method:**	E8151A
Date Prepared:	01/06/2026	**Analytical Method:**	E8151A
Project:	EO-550068	**Unit:**	µg/L

Chlorinated Herbicides by GC-ECD

Client ID	Lab ID	Matrix	Date Collected	Instrument FileID	Batch ID
SOUTH	2601096-001A	Water	01/01/2026 09:00	GC15A 01072617.D	333154

Analytes	Result	MDL	RL	DF	Date Analyzed
Acifluorfen	ND	5.3	10	10	01/07/2026 13:55
Bentazon	ND	3.2	10	10	01/07/2026 13:55
Chloramben	ND	6.4	10	10	01/07/2026 13:55
2,4-D (Dichlorophenoxyacetic acid)	ND	0.79	2.0	10	01/07/2026 13:55
2,4-DB	ND	4.2	10	10	01/07/2026 13:55
Dalapon	ND	7.7	10	10	01/07/2026 13:55
DCPA (mono & diacid)	ND	5.0	10	10	01/07/2026 13:55
Dicamba	ND	0.74	2.0	10	01/07/2026 13:55
3,5-Dichlorobenzoic Acid	ND	2.4	10	10	01/07/2026 13:55
Dichloroprop	ND	3.5	10	10	01/07/2026 13:55
Dinoseb (DNBP)	ND	3.0	10	10	01/07/2026 13:55
MCPA	ND	13	20	10	01/07/2026 13:55
MCPP	ND	12	20	10	01/07/2026 13:55
4-Nitrophenol	ND	7.7	10	10	01/07/2026 13:55
Pentachlorophenol (PCP)	ND	0.55	2.0	10	01/07/2026 13:55
Picloram	ND	3.8	10	10	01/07/2026 13:55
2,4,5-T (Trichlorophenoxy acetic acid)	ND	1.0	2.0	10	01/07/2026 13:55
2,4,5-TP (Silvex)	ND	1.6	5.0	10	01/07/2026 13:55

Surrogates	REC (%)	Limits	DF	
DCAA	94	60-140	10	01/07/2026 13:55

Analyst(s): DP

McCampbell Analytical, Inc.
"When Quality Counts"

1534 Willow Pass Road, Pittsburg, CA 94565-1701
Toll Free Telephone: (877) 252-9262 / Fax: (925) 252-9269
http://www.mccampbell.com / E-mail: main@mccampbell.com

Analytical Report

Client:	Enthalpy Analytical	**WorkOrder:**	2601096
Date Received:	01/06/2026 9:44	**Extraction Method:**	RSK175
Date Prepared:	01/06/2026	**Analytical Method:**	RSK175
Project:	EO-550068	**Unit:**	µg/L

Dissolved Carbon Dioxide by RSK 175

Client ID	Lab ID	Matrix	Date Collected	Instrument FileID	Batch ID
SOUTH	2601096-001B	Water	01/01/2026 09:00	GC26 0106261107.D	333187

Analytes	Result	MDL	RL	DF	Date Analyzed
Carbon Dioxide	**1100**	50	50	1	01/06/2026 15:42

Analyst(s): CLO

McCampbell Analytical, Inc.
"When Quality Counts"
1534 Willow Pass Road, Pittsburg, CA 94565-1701
Toll Free Telephone: (877) 252-9262 / Fax: (925) 252-9269
http://www.mccampbell.com / E-mail: main@mccampbell.com

Quality Control Report

Client:	Enthalpy Analytical	**WorkOrder:**	2601096
Date Prepared:	01/06/2026	**BatchID:**	333154
Date Analyzed:	01/07/2026	**Extraction Method:**	E8151A
Instrument:	GC15A	**Analytical Method:**	E8151A
Matrix:	Water	**Unit:**	µg/L
Project:	EO-550068	**Sample ID:**	MB/LCS/LCSD-333154

QC Summary Report for E8151A

Analyte	MB Result	MDL	RL	SPK Val	MB IS/SS %REC	MB IS/SS Limits
Acifluorfen	ND	0.53	1.0	-	-	-
Bentazon	ND	0.32	1.0	-	-	-
Chloramben	ND	0.64	1.0	-	-	-
2,4-D (Dichlorophenoxyacetic acid)	ND	0.079	0.20	-	-	-
2,4-DB	ND	0.42	1.0	-	-	-
Dalapon	ND	0.77	1.0	-	-	-
DCPA (mono & diacid)	ND	0.50	1.0	-	-	-
Dicamba	ND	0.074	0.20	-	-	-
3,5-Dichlorobenzoic Acid	ND	0.24	1.0	-	-	-
Dichloroprop	ND	0.35	1.0	-	-	-
Dinoseb (DNBP)	ND	0.30	1.0	-	-	-
MCPA	ND	1.3	2.0	-	-	-
MCPP	ND	1.2	2.0	-	-	-
4-Nitrophenol	ND	0.77	1.0	-	-	-
Pentachlorophenol (PCP)	ND	0.055	0.20	-	-	-
Picloram	ND	0.38	1.0	-	-	-
2,4,5-T (Trichlorophenoxy acetic acid)	ND	0.10	0.20	-	-	-
2,4,5-TP (Silvex)	ND	0.16	0.50	-	-	-
Surrogate Recovery						
DCAA	8.9			10	89	70-130

(Cont.)

McCampbell Analytical, Inc.
"When Quality Counts"
1534 Willow Pass Road, Pittsburg, CA 94565-1701
Toll Free Telephone: (877) 252-9262 / Fax: (925) 252-9269
http://www.mccampbell.com / E-mail: main@mccampbell.com

Quality Control Report

Client:	Enthalpy Analytical	**WorkOrder:**	2601096
Date Prepared:	01/06/2026	**BatchID:**	333154
Date Analyzed:	01/07/2026	**Extraction Method:**	E8151A
Instrument:	GC15A	**Analytical Method:**	E8151A
Matrix:	Water	**Unit:**	µg/L
Project:	EO-550068	**Sample ID:**	MB/LCS/LCSD-333154

QC Summary Report for E8151A

Analyte	LCS Result	LCSD Result	SPK Val	LCS %REC	LCSD %REC	LCS/LCSD Limits	RPD	RPD Limit
Acifluorfen	9.7	9.2	10	97	92	70-130	0	30
Bentazon	11	11	10	112	108	70-130	0	30
Chloramben	11	11	10	114	114	70-130	0	30
2,4-D (Dichlorophenoxyacetic acid)	9.6	9.7	10	96	97	70-130	0	30
2,4-DB	9.6	10	10	96	100	70-130	0	30
Dalapon	10	10	10	100	102	70-130	0	30
DCPA (mono & diacid)	9.8	9.7	10	98	97	70-130	0	30
Dicamba	9.3	9.4	10	93	94	70-130	0	30
3,5-Dichlorobenzoic Acid	9.3	9.5	10	93	95	70-130	0	30
Dichloroprop	9.4	9.5	10	94	95	70-130	0	30
Dinoseb (DNBP)	10	9.6	10	101	96	70-130	0	30
MCPA	80	83	100	80	83	70-130	0	30
MCPP	100	100	100	100	100	70-130	0	30
4-Nitrophenol	19	20	10	195,F2	202,F2	70-130	0	30
Pentachlorophenol (PCP)	9.8	9.8	10	98	98	70-130	0	30
Picloram	9.4	9.3	10	94	93	70-130	0	30
2,4,5-T (Trichlorophenoxy acetic acid)	10	9.9	10	100	99	70-130	0	30
2,4,5-TP (Silvex)	10	10	10	102	103	70-130	0	30
Surrogate Recovery								
DCAA	9.5	9.7	10	95	97	70-130	0	30

McCampbell Analytical, Inc.
"When Quality Counts"

1534 Willow Pass Road, Pittsburg, CA 94565-1701
Toll Free Telephone: (877) 252-9262 / Fax: (925) 252-9269
http://www.mccampbell.com / E-mail: main@mccampbell.com

Quality Control Report

Client:	Enthalpy Analytical	**WorkOrder:**	2601096
Date Prepared:	01/06/2026	**BatchID:**	333187
Date Analyzed:	01/06/2026	**Extraction Method:**	RSK175
Instrument:	GC26	**Analytical Method:**	RSK175
Matrix:	Water	**Unit:**	µg/L
Project:	EO-550068	**Sample ID:**	MB/LCS/LCSD-333187

QC Summary Report for RSK175

Analyte	MB Result	MDL	RL			
Carbon Dioxide	ND	50	50	-	-	-

Analyte	LCS Result	LCSD Result	SPK Val	LCS %REC	LCSD %REC	LCS/LCSD Limits	RPD	RPD Limit
Carbon Dioxide	140	150	187.2	75	81	70-130	7.42	30

McCampbell Analytical, Inc.
"When Quality Counts"

1534 Willow Pass Road, Pittsburg, CA 94565-1701
Toll Free Telephone: (877) 252-9262 / Fax: (925) 252-9269
http://www.mccampbell.com / E-mail: main@mccampbell.com

Certified Analyte List

Client: Enthalpy Analytical **WorkOrder:** 2601096

Project: EO-550068

Analyte	Cert 1	Cert 2	Cert 3	Cert 4	Cert 5	Analytical Method	Matrix
2,4,5-T (Trichlorophenoxy acetic acid)	◉	◉	○	○	○	E8151A	Water
2,4,5-TP (Silvex)	◉	◉	○	○	○	E8151A	Water
2,4-D (Dichlorophenoxyacetic acid)	◉	◉	○	○	○	E8151A	Water
2,4-DB	◉	◉	○	○	○	E8151A	Water
3,5-Dichlorobenzoic Acid	○	◉	○	○	○	E8151A	Water
4-Nitrophenol	◉	◉	○	○	○	E8151A	Water
Acifluorfen	○	◉	○	○	○	E8151A	Water
Bentazon	○	◉	○	○	○	E8151A	Water
Chloramben	○	◉	○	○	○	E8151A	Water
Dalapon	◉	◉	○	○	○	E8151A	Water
DCPA (mono & diacid)	○	◉	○	○	○	E8151A	Water
Dicamba	◉	◉	○	○	○	E8151A	Water
Dichloroprop	◉	◉	○	○	○	E8151A	Water
Dinoseb (DNBP)	◉	◉	○	○	○	E8151A	Water
MCPA	◉	◉	○	○	○	E8151A	Water
MCPP	◉	◉	○	○	○	E8151A	Water
Pentachlorophenol (PCP)	◉	◉	○	○	○	E8151A	Water
Picloram	○	◉	○	○	○	E8151A	Water

Certifications

Cert 1	CA ELAP 1644
Cert 2	ORELAP (NELAP) 4033

The Certified Analyte Report lists the compounds for which MAI is accredited at the time of issuance. Although MAI holds multiple accreditations, methods with extensive compound lists may not be fully accredited due to state agency availability.

McCampbell Analytical, Inc.
1534 Willow Pass Rd
Pittsburg, CA 94565-1701
(925) 252-9262

CHAIN-OF-CUSTODY RECORD

WorkOrder: 2601096 **ClientCode: ENO**

☐ WaterTrax ☐ CLIP ☐ EDF ☑ EQuIS ☑ Dry-Weight ☑ Email ☐ HardCopy ☐ ThirdParty ☑ J-flag
☑ Detection Summary ☑ **Excel** [A1_Standard _QC]

Report to:
David Tripp
Enthalpy Analytical
931 West Barkley Avenue
Orange, CA 92868
657-581-4710 FAX:

Email: david.tripp@enthalpy.com
cc/3rd Party: incomingreports@enthalpy.com;
PO: 079649
Project: EO-550068

Bill to:
Accounts Payable/Enthalpy SoCal
Montrose Environmental Group
PO Box 842165
Boston, MA 02284-2165
003EL_ap@montrose-env.com

Requested TAT: **2 days;**
Date Received: **01/06/2026**
Date Logged: **01/06/2026**

Lab ID	ClientSampID	Matrix	Collection Date	Hold	Requested Tests (See legend below)											
					1	2	3	4	5	6	7	8	9	10	11	12
2601096-001	SOUTH	Water	1/1/2026 09:00	☐	A	A	B									

Test Legend:

1	8151_W	2	PRDisposal Fee	3	RSK175_CO2_W	4	
5		6		7		8	
9		10		11		12	

Prepared by: Agustina Venegas

Comments:

NOTE: Soil samples are discarded 60 days after receipt unless other arrangements are made (Water samples are 30 days).
Hazardous samples will be returned to client or disposed of at client expense.

McCampbell Analytical, Inc.
"When Quality Counts"

1534 Willow Pass Road, Pittsburg, CA 94565-1701
Toll Free Telephone: (877) 252-9262 / Fax: (925) 252-9269
http://www.mccampbell.com / E-mail: main@mccampbell.com

WORK ORDER SUMMARY

Client Name: ENTHALPY ANALYTICAL
Client Contact: David Tripp
Contact's Email: david.tripp@enthalpy.com

Project: EO-550068
Comments:

Work Order: 2601096
QC Level: LEVEL 2
Date Logged: 1/6/2026

☐ WaterTrax ☐ CLIP ☐ EDF ☑ Excel ☐ EQuIS ☑ Email ☐ HardCopy ☐ ThirdParty ☑ J-flag

LabID	ClientSampID	Matrix	Test Name	Cont./ Comp.	Bottle & Preservative	U**	Head Space	Dry-Weight	Collection Date & Time	TAT	Test Due Date	Sediment Content	Hold	Sub Out
001A	SOUTH	Water	E8151A (Chlorinated Herbicides)	1	1LA Narrow Mouth, Unpres	☐	☐	☐	1/1/2026 9:00	2 days	1/8/2026	Present	☐	☐
001B	SOUTH	Water	RSK175 (CO2)	2	VOA, Unpres	☐	☐	☐	1/1/2026 9:00	2 days	1/8/2026	Present	☐	☐

NOTES: *** STLC and TCLP extractions require 2 days to complete; therefore, all TATs begin after the extraction is completed (i.e., One-day TAT yields results in 3 days from sample submission).**

- ISM prep requires 5 to 10 days to complete; therefore, all TATs begin after the extraction is completed (i.e., One-day TAT yields results in 6 to 11 days from sample submission). Due date listed on WO summary will not accurately reflect the time needed for sample preparation.

- Organic extracts are held for 40 days before disposal; Inorganic extract are held for 30 days.

- MAI assumes that all material present in the provided sampling container is considered part of the sample - MAI does not exclude any material from the sample prior to sample preparation unless requested in writing by the client.

U = An unpreserved container was received for a method that suggests a preservation in order to extend hold time for analysis.**

Cont./Comp. = Containers /Composites

HOLD TIME RUSH

26010946

ENTHALPY ANALYTICAL

931 West Barkley Ave
Orange, CA 92868
(714) 771-6900

Subcontract Laboratory:
McCampbell Analytical, Inc.
1534 Willow Pass Rd.
Pittsburg, CA 94565
ATTN: Quote ID: 252619
PO #: PO-079649

Enthalpy Order: EO-550068
PM: David Tripp
Email: david.tripp@enthalpy.com
CC: incomingreports@enthalpy.com
Phone: 657-581-4710

Results Due: Standard TAT (w/ HT RUSH)
Report Level: II
Report To: MDL
EDDs: Standard Excel EDD

Notes:

CHIQUITA Stormwater - Hold time rush please

Sample ID	Collected	Lab ID	# Cont.	Matrix	Analysis Requested	Comment
SOUTH	01-JAN-2026 09:00	550068-001	1	Water	EPA 8151A Chlorinated Herbicides	
			2	Water	RSK-175 CO2	HOLD TIME RUSH

Notes:	Relinquished By:	Received By:
	Date: 1.5.26 14:40	Date: 1/6/26 0944
	Date:	Date:
	Date:	Date:

0.2C WET IR39

1 of 1

FEDEX: 887647529148

McCampbell Analytical, Inc.
"When Quality Counts"

1534 Willow Pass Road, Pittsburg, CA 94565-1701
Toll Free Telephone: (877) 252-9262 / Fax: (925) 252-9269
http://www.mccampbell.com / E-mail: main@mccampbell.com

Sample Receipt Checklist

Client Name:	Enthalpy Analytical	Date and Time Received:	1/6/2026 09:44
Project:	EO-550068	Date Logged:	1/6/2026
		Received by:	Agustina Venegas
WorkOrder №:	2601096 Matrix: Water	Logged by:	Agustina Venegas
Carrier:	FedEx		

Chain of Custody (COC) Information

Chain of custody present?	Yes	☑	No	☐		
Chain of custody signed when relinquished and received?	Yes	☑	No	☐		
Chain of custody agrees with sample labels?	Yes	☑	No	☐		
Sample IDs noted by Client on COC?	Yes	☑	No	☐		
Date and Time of collection noted by Client on COC?	Yes	☑	No	☐		
Sampler's name noted on COC?	Yes	☐	No	☑		
COC agrees with Quote?	Yes	☑	No	☐	NA	☐
COC quote NOT expired?	Yes	☐	No	☑	NA	☐

Sample Receipt Information

Custody seals intact on shipping container/cooler?	Yes	☐	No	☐	NA	☑
Custody seals intact on sample bottles?	Yes	☐	No	☐	NA	☑
Shipping container/cooler in good condition?	Yes	☑	No	☐		
Samples in proper containers/bottles?	Yes	☑	No	☐		
Sample containers intact?	Yes	☑	No	☐		
Sufficient sample volume for indicated test?	Yes	☑	No	☐		

Sample Preservation and Hold Time (HT) Information

All samples received within holding time?	Yes	☑	No	☐	NA	☐
Samples Received on Ice?	Yes	☑	No	☐		
(Ice Type: WET ICE)						
Sample/Temp Blank temperature	Temp: 0.2°C				NA	☐
ZHS conditional analyses: VOA meets zero headspace requirement (VOCs, TPHg/BTEX, RSK)?	Yes	☑	No	☐	NA	☐
Sample labels checked for correct preservation?	Yes	☑	No	☐		
pH acceptable upon receipt (Metal: <2)?	Yes	☐	No	☐	NA	☑

UCMR Samples:

pH tested and acceptable upon receipt (200.7: ≤2; 533: 6 - 8; 537.1: 6 - 8)?	Yes	☐	No	☐	NA	☑
Free Chlorine tested and acceptable upon receipt (<0.1mg/L) [not applicable to 200.7]?	Yes	☐	No	☐	NA	☑

Comments:

Laboratory Job Number 550068

Subcontracted Products

Enthalpy - El Dorado Hills

January 20, 2026

Enthalpy Analytical - El Dorado Hills
Work Order No. 2601003

Mr. David Tripp
Enthalpy Analytical
931 W. Barkley Avenue
Orange, CA 92868

Dear Mr. Tripp,

Enclosed are the results for the sample set received at Enthalpy Analytical - EDH on January 03, 2026 under your Project Name 'EO-550068'.

Enthalpy Analytical - EDH is committed to serving you effectively. If you require additional information, please contact me at 916-673-1520 or by email at mark.rein@enthalpy.com.

Thank you for choosing Enthalpy Analytical - EDH as part of your analytical support team.

Sincerely,



Mark Rein
Project Manager

Enthalpy Analytical -EDH certifies that the report herein meets all the requirements set forth by NELAP for those applicable test methods. Results relate only to the samples as received by the laboratory. This report should not be reproduced except in full without the written approval of Enthalpy Analytical -EDH .

Enthalpy Analytical - EDH Work Order No. 2601003
Case Narrative

Sample Condition on Receipt:

One water sample was received and stored securely in accordance with Enthalpy Analytical - EDH standard operating procedures and EPA methodology. The sample was received in good condition and within the method temperature requirements.

Analytical Notes:

EPA Method 8290A

The sample was extracted and analyzed for 2,3,7,8 TCDD by EPA Method 8290A using a ZB-DIOXIN GC column.

Holding Times

The method holding time criteria was met for this sample.

Quality Control

The Initial Calibration and Continuing Calibration Verifications met the method acceptance criteria.

A Method Blank and Ongoing Precision and Recovery (OPR) sample were extracted and analyzed with the preparation batch. No analytes were detected above the sample quantitation limits in the Method Blank. The OPR recoveries were within the method acceptance criteria.

Labeled standard recoveries for all QC and field samples were within method acceptance criteria.

TABLE OF CONTENTS

Case Narrative..... 1

Table of Contents..... 3

Sample Inventory..... 4

Analytical Results..... 5

Qualifiers..... 9

Certifications..... 10

Sample Receipt..... 11

Sample Inventory Report

Sample ID	Client Sample ID	Sampled	Received	Components/Containers
2601003-01	SOUTH	01-Jan-26 09:00	03-Jan-26 09:19	Amber Glass NM Bottle, 1L

ANALYTICAL RESULTS

Sample ID: Method Blank

EPA Method 8290A

Client Data

Name: Enthalpy Analytical
Project: EO-550068
Matrix: Aqueous

Laboratory Data

Lab Sample: B26A139-BLK1
QC Batch: B26A139
Sample Size: 0.500 L
Date Extracted: 16-Jan-26
Column: ZB-DIOXIN

Analyte	Conc. (pg/L)	MDL	RL	Qualifiers	Analyzed	Dilution
2,3,7,8-TCDD	ND	3.56	10.0		17-Jan-26 18:55	1

Labeled Standards	Type	% Recovery	Limits	Qualifiers	Analyzed	Dilution
13C-2,3,7,8-TCDD	IS	82.8	40 - 135		17-Jan-26 18:55	1
37Cl-2,3,7,8-TCDD	CRS	89.2	40 - 135		17-Jan-26 18:55	1

MDL - Method Detection Limit
RL - Reporting limit

Results reported to MDL.

Sample ID: OPR **EPA Method 8290A**

Client Data

Name: Enthalpy Analytical
Project: EO-550068
Matrix: Aqueous

Laboratory Data

Lab Sample: B26A139-BS1
QC Batch: B26A139 Date Extracted: 16-Jan-26 03:19
Sample Size: 0.500 L Column: ZB-DIOXIN

Analyte	Amt Found (pg/L)	Spike Amt	% Recovery	Limits	Qualifiers	Analyzed	Dilution
2,3,7,8-TCDD	355	400	88.9	70-130		17-Jan-26 15:57	1
Labeled Standards	**Type**		**% Recovery**	**Limits**	**Qualifiers**	**Analyzed**	**Dilution**
13C-2,3,7,8-TCDD	IS		75.4	40-135		17-Jan-26 15:57	1
37Cl-2,3,7,8-TCDD	CRS		79.1	40-135		17-Jan-26 15:57	1

Sample ID: SOUTH

EPA Method 8290A

Client Data

Name: Enthalpy Analytical
Project: EO-550068
Matrix: Water
Date Collected: 01-Jan-26 09:00

Laboratory Data

Lab Sample: 2601003-01
QC Batch: B26A139
Sample Size: 0.502 L
Date Received: 03-Jan-26 09:19
Date Extracted: 16-Jan-26
Column: ZB-DIOXIN

Analyte	Conc. (pg/L)	MDL	RL	Qualifiers	Analyzed	Dilution
2,3,7,8-TCDD	ND	3.55	9.97		18-Jan-26 10:41	1

Labeled Standards	Type	% Recovery	Limits	Qualifiers	Analyzed	Dilution
13C-2,3,7,8-TCDD	IS	64.2	40 - 135		18-Jan-26 10:41	1
37Cl-2,3,7,8-TCDD	CRS	89.0	40 - 135		18-Jan-26 10:41	1

MDL - Method Detection Limit
RL - Reporting limit

Results reported to MDL.

DATA QUALIFIERS & ABBREVIATIONS

B	Compound was also detected in the method blank
Conc.	Concentration
CRS	Cleanup Recovery Standard
D	Dilution
DL	Detection Limit
E	Concentration exceeded the calibration range
EDL	Estimated Detection Limit
EMPC	Estimated Maximum Possible Concentration
H	Recovery and/or RPD was outside laboratory acceptance limits
I	Chemical Interference
IS	Internal Standard
J	Estimated Concentration below the Reporting Limit/LOQ
LOD	Limit of Detection
LOQ	Limit of Quantitation
MDL	Method Detection Limit
NA	Not Applicable
ND	Not Detected
OPR	Ongoing Precision and Recovery sample
P	Concentration may include contribution from chlorinated diphenyl ether(s).
Q	Ion transition ratio is outside of the acceptance criteria.
RL	Reporting Limit (MRL)
TEQ	Toxic Equivalency, sum of the toxic equivalency factors (TEF) multiplied by the sample concentrations.
TEQMax	TEQ calculated using the detection limit as the concentration for non-detects
TEQMin	TEQ calculated using zero as the concentration for non-detects
TEQRisk	TEQ calculated using ½ the detection limit as the concentration for non-detects
U	Not Detected (specific projects only)
*	See Cover Letter

Unless otherwise noted, solid sample results are reported in dry weight. Tissue samples are reported in wet weight.

Enthalpy Analytical - EDH Certifications

Accrediting Authority	Certificate Number
Alaska Department of Environmental Conservation	17-013
Arkansas Department of Environmental Quality	21-023-0
California Department of Health – ELAP	2892
DoD ELAP - A2LA Accredited - ISO/IEC 17025	3091.01
Florida Department of Health	E87777
Hawaii Department of Health	N/A
Louisiana Department of Environmental Quality	01977
Maine Department of Health	2020018
Michigan Department of Environmental Quality	9932
Minnesota Department of Health	2211390
Nevada Division of Environmental Protection	CA00413
New Hampshire Environmental Accreditation Program	207721
New Jersey Department of Environmental Protection	CA003
New York Department of Health	11411
Ohio Environmental Protection Agency	87778
Oregon Laboratory Accreditation Program	4042-021
Texas Commission on Environmental Quality	T104704189-22-13
Vermont Department of Health	VT-4042
Virginia Department of General Services	11276
Washington Department of Ecology	C584
Wisconsin Department of Natural Resources	998036160

Current certificates and lists of licensed parameters can be found at Enthalpy.com/Resources/Accreditations.

ENTHALPY ANALYTICAL

931 West Barkley Ave
Orange, CA 92868
(714) 771-6900

Subcontract Laboratory:
Enthalpy - El Dorado Hills
1104 Windfield Way
El Dorado Hills, CA 95762
ATTN: Mark Rein
PO #: Required, to be sent via email

Enthalpy Order: EO-550068
PM: David Tripp
Email: david.tripp@enthalpy.com
CC: incomingreports@enthalpy.com
Phone: 657-581-4710

Results Due: Standard TAT (15wd TAT)
Report Level: II
Report To: MDL
EDDs: BLDR:Enthalpy (the normal EDD you send to Orange)

~~XAD~~ 1/3/26
~~250~~ 2601003 1.7 C

Notes:
CHIQUITA Stormwater - please strive for 15wd TAT if at all possible. No decanting, unless specifically requested. We'll notify ASAP if that ever changes.

Sample ID	Collected	Lab ID	# Cont.	Matrix	Analysis Requested	Comment
SOUTH	01-JAN-2026 09:00	550068-001	1	Water	EPA 8290 - 2,3,7,8-TCDD Only	

Notes:	Relinquished By:	Received By:
	Date: 1/2/26 14:41	Date: 01/03/26 09:19
	Date:	Date:
	Date:	Date:

CoC/Label Reconciliation Report WO# 2601003

LabNumber	CoC Sample ID		SampleAlias	Sample Date/Time		Container	BaseMatrix	Sample Comments
2601003-01	A SOUTH	☑ (A)	550068-001	01-Jan-26 09:00	☑	Amber Glass NM Bottle, 1L	Aqueous	

Checkmarks indicate that information on the COC reconciled with the sample label.
Any discrepancies are noted in the following columns.

CONDITION	Yes	No	NA
Sample Container Intact?	✓		
Sample Container(s) Custody Seals Intact?			✓
Custody Seals On Cooler Intact?			✓
Adequate Sample Volume?	✓		
Container Type Appropriate for Analysis(es)?	✓		

Comments:
(A)= NO Back up volume.

Preservation Documented: Na2S2O3 Trizma NH4CH3CO2 (None) Other

Verifed by/Date: XAO 1/3/26

Enthalpy Analytical
931 West Barkley Ave
Orange, CA 92868
(714) 771-6900

enthalpy.com

Lab Job Number : 551403
Report Level : II
Report Date : 02/04/2026

Analytical Report *prepared for:*

Matt Breuer
Waste Connections
Chiquita Canyon Landfill
29201 Henry Mayo Drive
Castaic, CA 91384

Project: CCLF STORMWATER - Chiquita Canyon Stormwater

Authorized for release by:



David Tripp, Project Manager
657-581-4710
david.tripp@enthalpy.com

This data package has been reviewed for technical correctness and completeness. Release of this data has been authorized by the Laboratory Manager or the Manager's designee, as verified by the above signature which applies to this PDF file as well as any associated electronic data deliverable files. The results contained in this report meet all requirements of NELAP and pertain only to those samples which were submitted for analysis. This report may be reproduced only in its entirety.

CA ELAP# 1338, CA ELAP #1338-S1, NELAP# 4038, SCAQMD LAP# 18LA0518, LACSD ID# 10105, ORELAP# 4197

ENTHALPY ANALYTICAL

Sample Summary

Matt Breuer Waste Connections Chiquita Canyon Landfill 29201 Henry Mayo Drive Castaic, CA 91384	Lab Job #: Project No: Location: Date Received:	551403 CCLF STORMWATER Chiquita Canyon Stormwater 01/22/26

Sample ID	Lab ID	Collected	Matrix
SOUTH BASIN - EASTERN INLET	551403-001	01/22/26 08:30	Water

Case Narrative

Waste Connections Chiquita Canyon Landfill 29201 Henry Mayo Drive Castaic, CA 91384 Matt Breuer	Lab Job Number: 551403 Project No: CCLF STORMWATER Location: Chiquita Canyon Stormwater Date Received: 01/22/26

This data package contains sample and QC results for one water sample, requested for the above referenced project on 01/22/26. The sample was received in good condition.

Volatile Organics by GC/MS (EPA 8260B):

- SOUTH BASIN - EASTERN INLET (lab # 551403-001) had pH greater than 2.
- No other analytical problems were encountered.

Semivolatile Organics by GC/MS (EPA 8270C):

- SOUTH BASIN - EASTERN INLET (lab # 551403-001) was diluted due to the dark and viscous nature of the sample extract.
- No other analytical problems were encountered.

Semivolatile Organics by GC/MS (EPA 625.1):

- Low surrogate recovery was observed for 2-fluorobiphenyl in SOUTH BASIN - EASTERN INLET (lab # 551403-001).
- Low surrogate recovery was observed for terphenyl-d14 in SOUTH BASIN - EASTERN INLET (lab # 551403-001).
- SOUTH BASIN - EASTERN INLET (lab # 551403-001) was diluted due to the dark and viscous nature of the sample extract.
- No other analytical problems were encountered.

Semivolatile Organics by GC/MS SIM (EPA 8270C-SIM):
No analytical problems were encountered.

Pesticides (EPA 8081A):

- SOUTH BASIN - EASTERN INLET (lab # 551403-001) was diluted due to the color of the sample extract.
- No other analytical problems were encountered.

Total Organic Carbon by IR (SM 5310B):
No analytical problems were encountered.

PCBs (EPA 8082):

- SOUTH BASIN - EASTERN INLET (lab # 551403-001) was treated with sulfuric acid to reduce analytical interferences or due to the presence of color.
- No other analytical problems were encountered.

Metals (EPA 200.7, EPA 200.8, and EPA 245.1):
No analytical problems were encountered.

Ion Chromatography (EPA 300.0):

- High response was observed for fluoride in the CCV analyzed 01/22/26 20:41; affected data was qualified with "b".
- High recoveries were observed for a number of analytes in the MS for batch 393277; the parent sample was not a project sample. High RPD was observed for sulfate in the MS/MSD for batch 393277.
- No other analytical problems were encountered.

Conductivity (SM2510B):
No analytical problems were encountered.

Total Oil & Grease (HEM) (EPA 1664A):

- Matrix spikes were not performed for this analysis due to insufficient sample volume.
- No analytical problems were encountered.

Total Phenolics (EPA 420.1):
No analytical problems were encountered.

Alkalinity (SM2320B):
No analytical problems were encountered.

Sulfide (SM 4500-S2-D):
No analytical problems were encountered.

Total Dissolved Solids (TDS) (SM2540C):
No analytical problems were encountered.

Total Suspended Solids (TSS) (SM2540D):
No analytical problems were encountered.

Chemical Oxygen Demand (SM5220D):
No analytical problems were encountered.

Biochemical Oxygen Demand (SM5210B):
No analytical problems were encountered.

Turbidity (SM2130B):
No analytical problems were encountered.

Cyanide - Semi-Automated Method (SM 4500-CN-E and SM 4500-CN-E):
No analytical problems were encountered.

Coliform - 9221 Tests (SM 9221B and SM 9221F):
No analytical problems were encountered.

Ammonia and TKN- Semi-Automated Method (SM 4500-NH3-G):
No analytical problems were encountered.

Organophosphorus Pesticides (EPA 8141A):
Pace Laboratories in Bakersfield, CA performed the analysis (see sublab report section for certifications). Please see the Pace Laboratories case narrative.

8151A Chlorinated Herbicides (EPA 8151A):
McCampbell Analytical, Inc. in Pittsburg, CA performed the analysis (NELAP certified). Please see the McCampbell Analytical, Inc. case narrative.

RSK-175 CO2 (RSK-175):
McCampbell Analytical, Inc. in Pittsburg, CA performed the analysis (see sublab report section for certifications). Please see the McCampbell Analytical, Inc. case narrative.

Dioxins & Furans (EPA 8290):
Enthalpy - El Dorado Hills in El Dorado Hills, CA performed the analysis (see sublab report section for certifications). Please see the Enthalpy - El Dorado Hills case narrative.

ENTHALPY ANALYTICAL

Chain of Custody Record

Lab No: 551403

Page: 1 of 3

Turn Around Time (rush by advanced notice only)

Standard:		5 Day:		3 Day:	
2 Day:		1 Day:	X	Custom TAT:	

Enthalpy Analytical - Orange

931 W. Barkley Avenue, Orange, CA 92868

Phone 714-771-6900

Matrix: A = Air S = Soil/Solid W = Water DW = Drinking Wate SD = Sediment PP = Pure Product SEA = Sea Water SW = Swab T = Tissue WP = Wipe O = Other

Preservatives: 1 = $Na_2S_2O_3$ 2 = HCl 3 = HNO_3 4 = H_2SO_4 5 = NaOH 6 = Other

Sample Receipt Temp: IR10 4.9/5.1 4.7/1.9 (lab use only)

CUSTOMER INFORMATION		PROJECT INFORMATION	
Company:	Chiquita Canyon, LLC	Name:	Stormwater Outlet
Report To:	Matt Breuer	Number:	
Email:	matthew.breuer@wasteconnection	P.O. #:	
Address:	29201 Henry Mayo Drive	Address:	29201 Henry Mayo Drive
	Castaic, CA 91384		Castaic, CA 91384
Phone:	682-559-3880	Global ID:	
Fax:		Sampled By:	CH, GA

	Sample ID	Sampling Date	Sampling Time	Matrix	Container No. / Size	Pres.	200.7/200.8 Metals (see comments)	245.1 Mercury	4500-CN-E Cyanide	8081 Pesticides / 8082 PCBs	8141 Organophosphorous Pesticides	8151 Herbicides	8260 VOCs	8260 Acrolein/Acrylonitrile	8270C	8290 2,3,7,8-TCDD	Test Instructions / Comments
1	South Basin - Eastern Inlet	01/22/26	0830	W	31	1,2,4,6	X	X	X	X	X	X	X	X	X	X	Temp: 14.1°C, pH 9.33
2																	
3																	
4																	
5																	
6																	
7																	
8																	
9																	
10																	

Test Instructions / Comments

200.8 - Ag, As, B, Ba, Be, Cd, Co, Cr, Cu, Ni, Mn, Pb, Sb, Se, Sn, Tl, V, Zn
200.7 - Fe, Ca, K, Mg, Na

Additional email recipients:
matt.breuer@wasteconnections.com
stormwater@wasteconnections.com
tmb@swteng.com
aav@swteng.com

Direct invoices to:
Maribel Bolanos
(661) 257-3665

Login 551403

	Signature	Print Name	Company / Title	Date / Time
1 Relinquished By:		Caleb Hercyk	CTEH	1/22/2026 1211
1 Received By:		JKR	EA	1/22/26 1211
2 Relinquished By:				
2 Received By:				
3 Relinquished By:				
3 Received By:				

ENTHALPY ANALYTICAL

Chain of Custody Record

Lab No:

Page: 2 of 3

Turn Around Time (rush by advanced notice only)

Standard:		5 Day:		3 Day:	
2 Day:		1 Day:	X	Custom TAT:	

Enthalpy Analytical - Orange

931 W. Barkley Avenue, Orange, CA 92868

Phone 714-771-6900

Matrix: A = Air S = Soil/Solid W = Water DW = Drinking Wate SD = Sediment PP = Pure Product SEA = Sea Water SW = Swab T = Tissue WP = Wipe O = Other

Preservatives: 1 = $Na_2S_2O_3$ 2 = HCl 3 = HNO_3 4 = H_2SO_4 5 = NaOH 6 = Other

Sample Receipt Temp: (lab use only)

CUSTOMER INFORMATION		PROJECT INFORMATION	
Company:	Chiquita Canyon, LLC	Name:	Stormwater Outlet
Report To:	Kate Logan	Number:	
Email:	kate.logan@wasteconnections.com	P.O. #:	
Address:	29201 Henry Mayo Drive	Address:	29201 Henry Mayo Drive
	Castaic, CA 91384		Castaic, CA 91384
Phone:	682-559-3880	Global ID:	
Fax:		Sampled By:	MT, CH

	Sample ID	Sampling Date	Sampling Time	Matrix	Container No. / Size	Pres.	SM4500-S2-D Total Sulfide	420.1 Total Phenolics	1664A Oil and Grease	9221B Tota Coliform	9221F E. Coli	300.0 Cl, Br, Fl, NO3, NO2, SO4	2540D TSS	5310B TOC	8270 SIM 1,4-Dioxane	SM2320B Alkalinity	Test Instructions / Comments
1	South Basin - Eastern Inlet	01/22/26	0830	W	31	1,2,4,6	X	X	X	X	X	X	X	X	X	X	Temp: 14.1°C, pH 9.33
2																	
3																	
4																	
5																	
6																	
7																	
8																	
9																	
10																	

Analysis Request

Test Instructions / Comments

Additional email recipients:
matt.breuer@wasteconnections.com
stormwater@wasteconnections.com
tmb@swteng.com
aav@swteng.com

Direct invoices to:
Maribel Bolanos
(661) 257-3665

	Signature	Print Name	Company / Title	Date / Time
[1] Relinquished By:		Caleb Hercyk	CTEH	1/22/2026 1211
[1] Received By:		JXR	EA	1/22/26 1211
[2] Relinquished By:				
[2] Received By:				
[3] Relinquished By:				
[3] Received By:				

ENTHALPY ANALYTICAL

Enthalpy Analytical - Orange
931 W. Barkley Avenue, Orange, CA 92868
Phone 714-771-6900

Chain of Custody Record				Turn Around Time (rush by advanced notice only)					
Lab No:				Standard:		5 Day:		3 Day:	
Page:	3	of	3	2 Day:		1 Day:	X	Custom TAT:	

Matrix: A = Air S = Soil/Solid
W = Water DW = Drinking Wate SD = Sediment
PP = Pure Product SEA = Sea Water
SW = Swab T = Tissue WP = Wipe O = Other

Preservatives:
1 = $Na_2S_2O_3$ 2 = HCl 3 = HNO_3
4 = H_2SO_4 5 = NaOH 6 = Other

Sample Receipt Temp:
(lab use only)

CUSTOMER INFORMATION		PROJECT INFORMATION	
Company:	Chiquita Canyon, LLC	Name:	Stormwater Outlet
Report To:	Kate Logan	Number:	
Email:	kate.logan@wasteconnections.com	P.O. #:	
Address:	29201 Henry Mayo Drive	Address:	29201 Henry Mayo Drive
	Castaic, CA 91384		Castaic, CA 91384
Phone:	682-559-3880	Global ID:	
Fax:		Sampled By:	MT, CH

Analysis Request

	Sample ID	Sampling Date	Sampling Time	Matrix	Container No. / Size	Pres.	SM5220D Chemical Oxygen Demand	SM2510B Specific Conductance	RSK-175 Carbon Dioxide	2540E TDS	SM2130B Turbidity	350.1 Ammonia	625.1 - See Comments	625.1 Alpha-Terpineol	SM5210B BOD		Test Instructions / Comments
1	South Basin - Eastern Inlet	01/22/26	0830	W	31	1,2,4,6	X	X	X	X	X	X	X	X	X		Temp: 14.1°C, pH 9.33
2																	
3																	
4																	
5																	
6																	
7																	
8																	
9																	
10																	

Test Instructions / Comments

625.1 - Benzoic Acid, Pyridine, Phenol, 2-methylphenol, 3,4-methylphenol, Cresol, Naphthalene, alpha-terpineol

Additional email recipients:
matt.breuer@wasteconnections.com
stormwater@wasteconnections.com
tmb@swteng.com
aav@swteng.com

Direct invoices to:
Maribel Bolanos
(661) 257-3665

	Signature	Print Name	Company / Title	Date / Time
1 Relinquished By:	[signature]	Caleb Hercyk	CTEH	1/22/2026 1211
1 Received By:	[signature]	[illegible]	EA	1/22/26 1211
2 Relinquished By:				
2 Received By:				
3 Relinquished By:				
3 Received By:				

SAMPLE RECEIPT CHECKLIST

Section 1: General Info

Date Received: 01/22/26 WO# 551403 Client: Waste Connections

Section 2: Shipping / Custody **Are custody seals present?** ☐ Yes ☒ No

Custody seals intact on arrival? ■ N/A ☐ Yes ☐ No ☐ On cooler / box ☐ On samples

☐ Courier ■ Walk-In ☐ Field Sampling ☐ Shipping Info: _____

Section 3a: Condition / Packaging ☐ **Outside 0.0 - 6.0°C (0.0 - 10.0°C for microbiology) (PM notified)**

Date Opened 01/22/26 By (initials) JXR Type of ice used: ■ Wet ☐ Blue/Gel ☐ None

☐ Samples received on ice directly from the field; cooling process had begun. (if checked, skip temperatures)

☐ Sample matrix doesn't require cooling (e.g. air, bulk PCB). (if checked, skip temperatures)

If no cooler: Observed/Adjusted Temp (°C): _____ / _____ Thermometer/IR Gun: IR10 CF: +0.2

Cooler Temp (°C) #1: 4.9 / 5.1 #2: 1.7 / 1.9 #3: ____/____ #4: ____/____ #5: ____/____ #6: ____/____

Section 3b: Microbiology Samples ■ **No microbiology samples submitted (skip 3b)**

☐ Within temp range 0.0 - 10.0°C or received on ice directly from field.

☐ Adequate headspace for microbiology analysis.

Section 3c: Air Samples ■ **No air samples submitted (skip 3c)**

☐ 1.4L Canisters ☐ 6L Canisters ☐ Tedlar Bags ☐ MCE Cassettes ☐ Sorbent Tubes ☐ Other _____

Section 4: Containers / Labels / Samples	YES	NO	N/A
1) Were custody papers present, filled properly, and legible?	x		
2) Is the sampler's name present on the CoC?	x		
3) Were containers received in good condition (unbroken / unopened / uncompromised)?	x		
4) Were the samples bagged? (required for microbiology samples; recommended for soil samples)	x		
5) Were all of, and only, the correct samples received?	x		
6) Are sample labels present, legible, and in agreement with the CoC?	x		
7) Does the container count match the CoC?	x		
8) Was sufficient sample volume / mass received for the analyses requested?	x		
9) Were samples received in proper containers for the analyses requested?	x		
10) Were samples received with > 1/2 holding time remaining?	x		
11) Are samples properly preserved as indicated by CoC / labels?	x		
12) Unpreserved VOAs received - If necessary, was the hold time changed in LIMS?			x
13) Are VOA vials free from headspace/bubbles > 6mm?	x		

Section 5: Explanations / Comments

(If no comments are made, then no discrepancies noted.)

☐ **No additional discrepancies**

Date Logged 01/22/26 **By (print)** FPD **(sign)** _____

Date Labeled 01/22/26 **By (print)** AGR **(sign)** AGR

ENTHALPY ANALYTICAL

Analysis Results for 551403

Matt Breuer
Waste Connections
Chiquita Canyon Landfill
29201 Henry Mayo Drive
Castaic, CA 91384

Lab Job #: 551403
Project No: CCLF STORMWATER
Location: Chiquita Canyon Stormwater
Date Received: 01/22/26

Sample ID: SOUTH BASIN - EASTERN INLET | **Lab ID:** 551403-001 | **Matrix:** Water | **Collected:** 01/22/26 08:30

551403-001 Analyte	Result	Qual	Units	RL	MDL	DF	Batch	Prepared	Analyzed	Chemist
Method: EPA 1664A Prep Method: METHOD										
Total Oil and Grease	**4.8**	J	mg/L	5.1	0.98	1	393539	01/26/26	01/27/26	TTL
Method: EPA 200.7 Prep Method: EPA 3015A										
Calcium	**150**		mg/L	0.10	0.0095	1	393408	01/23/26	01/23/26	CAP
Iron	**13**		mg/L	0.050	0.017	1	393408	01/23/26	01/23/26	CAP
Magnesium	**23**		mg/L	0.10	0.017	1	393408	01/23/26	01/23/26	CAP
Potassium	**18**		mg/L	0.50	0.20	1	393408	01/23/26	01/23/26	CAP
Sodium	**120**		mg/L	0.50	0.017	1	393408	01/23/26	01/23/26	CAP
Method: EPA 200.8 Prep Method: EPA 3015A										
Antimony	**2.4**		ug/L	2.0	1.3	1	393312	01/22/26	01/22/26	DXC
Arsenic	**12**		ug/L	2.0	0.30	1	393312	01/22/26	01/22/26	DXC
Barium	**240**		ug/L	5.0	0.44	1	393312	01/22/26	01/22/26	DXC
Beryllium	**0.60**	J	ug/L	1.0	0.060	1	393312	01/22/26	01/23/26	DXC
Boron	**240**		ug/L	100	77	10	393312	01/22/26	01/22/26	DXC
Cadmium	**0.27**	J	ug/L	1.0	0.21	1	393312	01/22/26	01/22/26	DXC
Chromium	**27**		ug/L	5.0	0.43	1	393312	01/22/26	01/23/26	DXC
Cobalt	**11**		ug/L	1.0	0.090	1	393312	01/22/26	01/23/26	DXC
Copper	**37**		ug/L	3.0	0.96	1	393312	01/22/26	01/23/26	DXC
Lead	**16**		ug/L	5.0	0.23	1	393312	01/22/26	01/22/26	DXC
Manganese	**400**		ug/L	10	3.8	1	393312	01/22/26	01/23/26	DXC
Nickel	**23**		ug/L	5.0	1.3	1	393312	01/22/26	01/23/26	DXC
Selenium	ND		ug/L	10	5.0	1	393312	01/22/26	01/22/26	DXC
Silver	ND		ug/L	5.0	0.37	1	393312	01/22/26	01/22/26	DXC
Thallium	**0.20**	J	ug/L	1.0	0.14	1	393312	01/22/26	01/22/26	DXC
Tin	ND		ug/L	5.0	1.5	1	393312	01/22/26	01/22/26	DXC
Vanadium	**50**		ug/L	5.0	0.36	1	393312	01/22/26	01/23/26	DXC
Zinc	**130**		ug/L	10	7.6	1	393312	01/22/26	01/22/26	DXC
Method: EPA 245.1 Prep Method: EPA 245.1										
Mercury	**0.075**	J	ug/L	0.40	0.032	1	393365	01/23/26	01/23/26	MLL
Method: EPA 300.0 Prep Method: METHOD										
Fluoride	**0.40**		mg/L	0.20	0.083	1	394213	02/02/26 13:10	02/02/26 13:52	AJL
Chloride	**110**		mg/L	1.0	0.27	1	393277	01/22/26 13:20	01/23/26 03:14	KUM
Nitrogen, Nitrite	**0.38**		mg/L	0.10	0.02	1	393277	01/22/26 13:20	01/23/26 03:14	KUM

Results for any subcontracted analyses are not included in this section.

ENTHALPY ANALYTICAL

Analysis Results for 551403

551403-001 Analyte	Result	Qual	Units	RL	MDL	DF	Batch	Prepared	Analyzed	Chemist
Bromide	**0.31**		mg/L	0.30	0.060	1	393277	01/22/26 13:20	01/23/26 03:14	KUM
Nitrogen, Nitrate	**3.3**		mg/L	0.10	0.05	1	393277	01/22/26 13:20	01/23/26 03:14	KUM
Sulfate	**350**		mg/L	10	1.8	10	393277	01/22/26 13:20	01/23/26 03:32	KUM
Method: EPA 350.1 Prep Method: METHOD										
Ammonia-N	**0.95**		mg/L	0.10	0.068	1	393523	01/26/26	01/26/26	JAK
Method: EPA 420.1 Prep Method: METHOD										
Total Phenolics	**0.051**		mg/L	0.010	0.0056	1	393643	01/27/26	01/27/26	LVL
Method: EPA 625.1 Prep Method: EPA 3510C										
Pyridine	ND		ug/L	19	5.4	1.9	393303	01/22/26	01/25/26	ZFA
Phenol	ND		ug/L	19	4.1	1.9	393303	01/22/26	01/25/26	ZFA
2-Methylphenol	ND		ug/L	19	6.3	1.9	393303	01/22/26	01/25/26	ZFA
3-,4-Methylphenol	ND		ug/L	19	5.8	1.9	393303	01/22/26	01/25/26	ZFA
Benzoic acid	**39**	J	ug/L	97	21	1.9	393303	01/22/26	01/25/26	ZFA
Naphthalene	ND		ug/L	19	6.9	1.9	393303	01/22/26	01/25/26	ZFA
Cresol	ND		ug/L	19		1.9	393303	01/22/26	01/25/26	ZFA
a-Terpineol	ND		ug/L	9.7	2.0	0.97	393303	01/22/26	01/24/26	ZFA
Method: EPA 8081A Prep Method: EPA 3510C										
alpha-BHC	ND		ug/L	0.1	0.03	2	393289	01/22/26	01/27/26	KLR
beta-BHC	ND		ug/L	0.1	0.03	2	393289	01/22/26	01/27/26	KLR
gamma-BHC	ND		ug/L	0.1	0.02	2	393289	01/22/26	01/27/26	KLR
delta-BHC	ND		ug/L	0.1	0.03	2	393289	01/22/26	01/27/26	KLR
Heptachlor	ND		ug/L	0.1	0.02	2	393289	01/22/26	01/27/26	KLR
Aldrin	ND		ug/L	0.1	0.03	2	393289	01/22/26	01/27/26	KLR
Heptachlor epoxide	ND		ug/L	0.1	0.03	2	393289	01/22/26	01/27/26	KLR
Endosulfan I	ND		ug/L	0.1	0.02	2	393289	01/22/26	01/27/26	KLR
Dieldrin	**0.1**	C,J	ug/L	0.2	0.02	2	393289	01/22/26	01/27/26	KLR
4,4'-DDE	ND		ug/L	0.2	0.03	2	393289	01/22/26	01/27/26	KLR
Endrin	ND		ug/L	0.2	0.03	2	393289	01/22/26	01/27/26	KLR
Endosulfan II	ND		ug/L	0.2	0.04	2	393289	01/22/26	01/27/26	KLR
Endosulfan sulfate	ND		ug/L	0.2	0.04	2	393289	01/22/26	01/27/26	KLR
4,4'-DDD	ND		ug/L	0.2	0.03	2	393289	01/22/26	01/27/26	KLR
Endrin aldehyde	ND		ug/L	0.2	0.06	2	393289	01/22/26	01/27/26	KLR
Endrin ketone	ND		ug/L	0.2	0.05	2	393289	01/22/26	01/27/26	KLR
4,4'-DDT	ND		ug/L	0.2	0.2	2	393289	01/22/26	01/27/26	KLR
Methoxychlor	ND		ug/L	0.2	0.07	2	393289	01/22/26	01/27/26	KLR
Toxaphene	ND		ug/L	3.9	1.2	2	393289	01/22/26	01/27/26	KLR
Chlordane (Technical)	ND		ug/L	2.0	0.4	2	393289	01/22/26	01/27/26	KLR
Surrogates				**Limits**						
TCMX	69%		%REC	29-120		2	393289	01/22/26	01/27/26	KLR
Decachlorobiphenyl	62%		%REC	33-132		2	393289	01/22/26	01/27/26	KLR
Method: EPA 8082 Prep Method: EPA 3510C										
Aroclor-1016	ND		ug/L	0.49	0.30	0.98	393289	01/22/26	01/27/26	KLR
Aroclor-1221	ND		ug/L	0.49	0.46	0.98	393289	01/22/26	01/27/26	KLR
Aroclor-1232	ND		ug/L	0.49	0.27	0.98	393289	01/22/26	01/27/26	KLR

Results for any subcontracted analyses are not included in this section.

ENTHALPY ANALYTICAL

Analysis Results for 551403

551403-001 Analyte	Result	Qual	Units	RL	MDL	DF	Batch	Prepared	Analyzed	Chemist
Aroclor-1242	ND		ug/L	0.49	0.28	0.98	393289	01/22/26	01/27/26	KLR
Aroclor-1248	ND		ug/L	0.49	0.23	0.98	393289	01/22/26	01/27/26	KLR
Aroclor-1254	ND		ug/L	0.49	0.26	0.98	393289	01/22/26	01/27/26	KLR
Aroclor-1260	ND		ug/L	0.49	0.32	0.98	393289	01/22/26	01/27/26	KLR
Aroclor-1262	ND		ug/L	0.49	0.29	0.98	393289	01/22/26	01/27/26	KLR
Aroclor-1268	ND		ug/L	0.49	0.25	0.98	393289	01/22/26	01/27/26	KLR
Surrogates				**Limits**						
Decachlorobiphenyl (PCB)	82%		%REC	28-138		0.98	393289	01/22/26	01/27/26	KLR
Method: EPA 8260B Prep Method: EPA 5030B										
Carbon Disulfide	ND		ug/L	5.0	0.1	1	393459	01/24/26	01/24/26	HMN
Chloroprene	ND		ug/L	200	2.7	1	393459	01/24/26	01/24/26	HMN
3-Chloropropene	ND		ug/L	5.0	0.2	1	393459	01/24/26	01/24/26	HMN
Ethyl methacrylate	ND		ug/L	50	3.9	1	393459	01/24/26	01/24/26	HMN
Ethanol	ND		ug/L	500	160	1	393459	01/24/26	01/24/26	HMN
2-Hexanone	ND		ug/L	5.0	1.3	1	393459	01/24/26	01/24/26	HMN
Isopropanol (IPA)	ND		ug/L	200	96	1	393459	01/24/26	01/24/26	HMN
Methyl acrylonitrile	ND		ug/L	35	4.2	1	393459	01/24/26	01/24/26	HMN
Vinyl Acetate	ND		ug/L	50	3.2	1	393459	01/24/26	01/24/26	HMN
Acrolein	ND		ug/L	200	2.6	1	393459	01/24/26	01/24/26	HMN
Acrylonitrile	ND		ug/L	10	0.7	1	393459	01/24/26	01/24/26	HMN
Freon 12	ND		ug/L	5.0	0.2	1	393459	01/24/26	01/24/26	HMN
Chloromethane	ND		ug/L	5.0	0.09	1	393459	01/24/26	01/24/26	HMN
Vinyl Chloride	ND		ug/L	5.0	0.1	1	393459	01/24/26	01/24/26	HMN
Bromomethane	ND		ug/L	5.0	0.1	1	393459	01/24/26	01/24/26	HMN
Chloroethane	ND		ug/L	5.0	0.1	1	393459	01/24/26	01/24/26	HMN
Trichlorofluoromethane	ND		ug/L	5.0	0.1	1	393459	01/24/26	01/24/26	HMN
Iodomethane	ND		ug/L	20		1	393459	01/24/26	01/24/26	HMN
Acetone	**54**	J	ug/L	100	14	1	393459	01/24/26	01/24/26	HMN
Freon 113	ND		ug/L	5.0	0.1	1	393459	01/24/26	01/24/26	HMN
1,1-Dichloroethene	ND		ug/L	5.0	0.1	1	393459	01/24/26	01/24/26	HMN
Methylene Chloride	ND		ug/L	10	0.2	1	393459	01/24/26	01/24/26	HMN
MTBE	ND		ug/L	5.0	0.1	1	393459	01/24/26	01/24/26	HMN
trans-1,2-Dichloroethene	ND		ug/L	5.0	0.1	1	393459	01/24/26	01/24/26	HMN
1,1-Dichloroethane	ND		ug/L	5.0	0.09	1	393459	01/24/26	01/24/26	HMN
2-Butanone	**4.9**	J	ug/L	10	1.3	1	393459	01/24/26	01/24/26	HMN
cis-1,2-Dichloroethene	ND		ug/L	5.0	0.1	1	393459	01/24/26	01/24/26	HMN
2,2-Dichloropropane	ND		ug/L	5.0	0.2	1	393459	01/24/26	01/24/26	HMN
Chloroform	ND		ug/L	5.0	0.08	1	393459	01/24/26	01/24/26	HMN
Bromochloromethane	ND		ug/L	5.0	0.1	1	393459	01/24/26	01/24/26	HMN
1,1,1-Trichloroethane	ND		ug/L	5.0	0.1	1	393459	01/24/26	01/24/26	HMN
1,1-Dichloropropene	ND		ug/L	5.0	0.1	1	393459	01/24/26	01/24/26	HMN
Carbon Tetrachloride	ND		ug/L	5.0	0.1	1	393459	01/24/26	01/24/26	HMN
1,2-Dichloroethane	ND		ug/L	5.0	0.2	1	393459	01/24/26	01/24/26	HMN
Benzene	ND		ug/L	1.0	0.1	1	393459	01/24/26	01/24/26	HMN
Trichloroethene	ND		ug/L	5.0	0.1	1	393459	01/24/26	01/24/26	HMN
1,2-Dichloropropane	ND		ug/L	5.0	0.09	1	393459	01/24/26	01/24/26	HMN
Bromodichloromethane	ND		ug/L	5.0	0.07	1	393459	01/24/26	01/24/26	HMN
Dibromomethane	ND		ug/L	5.0	0.1	1	393459	01/24/26	01/24/26	HMN
4-Methyl-2-Pentanone	**1.9**	J	ug/L	5.0	1.0	1	393459	01/24/26	01/24/26	HMN
cis-1,3-Dichloropropene	ND		ug/L	5.0	0.1	1	393459	01/24/26	01/24/26	HMN
Toluene	ND		ug/L	5.0	0.1	1	393459	01/24/26	01/24/26	HMN

Results for any subcontracted analyses are not included in this section.

ENTHALPY ANALYTICAL

Analysis Results for 551403

551403-001 Analyte	Result	Qual	Units	RL	MDL	DF	Batch	Prepared	Analyzed	Chemist
trans-1,3-Dichloropropene	ND		ug/L	5.0	0.09	1	393459	01/24/26	01/24/26	HMN
1,1,2-Trichloroethane	ND		ug/L	5.0	0.1	1	393459	01/24/26	01/24/26	HMN
1,3-Dichloropropane	ND		ug/L	5.0	0.07	1	393459	01/24/26	01/24/26	HMN
Tetrachloroethene	ND		ug/L	5.0	0.2	1	393459	01/24/26	01/24/26	HMN
Dibromochloromethane	ND		ug/L	5.0	0.1	1	393459	01/24/26	01/24/26	HMN
1,2-Dibromoethane	ND		ug/L	5.0	0.1	1	393459	01/24/26	01/24/26	HMN
Chlorobenzene	ND		ug/L	5.0	0.1	1	393459	01/24/26	01/24/26	HMN
1,1,1,2-Tetrachloroethane	ND		ug/L	5.0	0.07	1	393459	01/24/26	01/24/26	HMN
Ethylbenzene	ND		ug/L	5.0	0.1	1	393459	01/24/26	01/24/26	HMN
m,p-Xylenes	ND		ug/L	5.0	0.2	1	393459	01/24/26	01/24/26	HMN
o-Xylene	ND		ug/L	5.0	0.1	1	393459	01/24/26	01/24/26	HMN
Styrene	ND		ug/L	5.0	0.1	1	393459	01/24/26	01/24/26	HMN
Bromoform	ND		ug/L	5.0	0.06	1	393459	01/24/26	01/24/26	HMN
Isopropylbenzene	ND		ug/L	5.0	0.1	1	393459	01/24/26	01/24/26	HMN
1,1,2,2-Tetrachloroethane	ND		ug/L	5.0	0.1	1	393459	01/24/26	01/24/26	HMN
1,2,3-Trichloropropane	ND		ug/L	5.0	0.3	1	393459	01/24/26	01/24/26	HMN
Propylbenzene	ND		ug/L	5.0	0.1	1	393459	01/24/26	01/24/26	HMN
Bromobenzene	ND		ug/L	5.0	0.1	1	393459	01/24/26	01/24/26	HMN
1,3,5-Trimethylbenzene	ND		ug/L	5.0	0.1	1	393459	01/24/26	01/24/26	HMN
2-Chlorotoluene	ND		ug/L	5.0	0.1	1	393459	01/24/26	01/24/26	HMN
4-Chlorotoluene	ND		ug/L	5.0	0.2	1	393459	01/24/26	01/24/26	HMN
tert-Butylbenzene	ND		ug/L	5.0	0.1	1	393459	01/24/26	01/24/26	HMN
1,2,4-Trimethylbenzene	ND		ug/L	5.0	0.1	1	393459	01/24/26	01/24/26	HMN
sec-Butylbenzene	ND		ug/L	5.0	0.2	1	393459	01/24/26	01/24/26	HMN
para-Isopropyl Toluene	ND		ug/L	5.0	0.2	1	393459	01/24/26	01/24/26	HMN
1,3-Dichlorobenzene	ND		ug/L	5.0	0.1	1	393459	01/24/26	01/24/26	HMN
1,4-Dichlorobenzene	ND		ug/L	5.0	0.2	1	393459	01/24/26	01/24/26	HMN
n-Butylbenzene	ND		ug/L	5.0	0.1	1	393459	01/24/26	01/24/26	HMN
1,2-Dichlorobenzene	ND		ug/L	5.0	0.1	1	393459	01/24/26	01/24/26	HMN
1,2-Dibromo-3-Chloropropane	ND		ug/L	5.0	0.6	1	393459	01/24/26	01/24/26	HMN
1,2,4-Trichlorobenzene	ND		ug/L	5.0	0.3	1	393459	01/24/26	01/24/26	HMN
Hexachlorobutadiene	ND		ug/L	5.0	0.3	1	393459	01/24/26	01/24/26	HMN
1,2,3-Trichlorobenzene	ND		ug/L	5.0	0.3	1	393459	01/24/26	01/24/26	HMN
cis-1,4-Dichloro-2-butene	ND		ug/L	5.0	0.3	1	393459	01/24/26	01/24/26	HMN
trans-1,4-Dichloro-2-butene	ND		ug/L	5.0	0.3	1	393459	01/24/26	01/24/26	HMN
Xylene (total)	ND		ug/L	5.0		1	393459	01/24/26	01/24/26	HMN
Surrogates				**Limits**						
Dibromofluoromethane	101%		%REC	70-130		1	393459	01/24/26	01/24/26	HMN
1,2-Dichloroethane-d4	105%		%REC	70-130		1	393459	01/24/26	01/24/26	HMN
Toluene-d8	99%		%REC	70-130		1	393459	01/24/26	01/24/26	HMN
Bromofluorobenzene	91%		%REC	70-130		1	393459	01/24/26	01/24/26	HMN
Method: EPA 8270C-SIM Prep Method: EPA 3535										
1,4-Dioxane	ND		ug/L	1.0	0.87	1	393324	01/22/26	01/23/26	TJW
Surrogates				**Limits**						
1,4-Dioxane-d8 (SUR)	99%		%REC	80-120		1	393324	01/22/26	01/23/26	TJW
Method: EPA 8270C Prep Method: EPA 3510C										
Carbazole	ND		ug/L	19	5.4	1.9	393303	01/22/26	01/25/26	ZFA
N-Nitrosodimethylamine	ND		ug/L	19	5.6	1.9	393303	01/22/26	01/25/26	ZFA

Results for any subcontracted analyses are not included in this section.

ENTHALPY ANALYTICAL

Analysis Results for 551403

551403-001 Analyte	Result	Qual	Units	RL	MDL	DF	Batch	Prepared	Analyzed	Chemist
Aniline	ND		ug/L	19	5.5	1.9	393303	01/22/26	01/25/26	ZFA
bis(2-Chloroethyl)ether	ND		ug/L	48	7.2	1.9	393303	01/22/26	01/25/26	ZFA
2-Chlorophenol	ND		ug/L	19	7.0	1.9	393303	01/22/26	01/25/26	ZFA
1,3-Dichlorobenzene	ND		ug/L	19	6.3	1.9	393303	01/22/26	01/25/26	ZFA
1,4-Dichlorobenzene	ND		ug/L	19	6.5	1.9	393303	01/22/26	01/25/26	ZFA
Benzyl alcohol	ND		ug/L	48	11	1.9	393303	01/22/26	01/25/26	ZFA
1,2-Dichlorobenzene	ND		ug/L	19	6.4	1.9	393303	01/22/26	01/25/26	ZFA
bis(2-Chloroisopropyl) ether	ND		ug/L	19	7.4	1.9	393303	01/22/26	01/25/26	ZFA
N-Nitroso-di-n-propylamine	ND		ug/L	19	7.4	1.9	393303	01/22/26	01/25/26	ZFA
Hexachloroethane	ND		ug/L	19	5.8	1.9	393303	01/22/26	01/25/26	ZFA
Nitrobenzene	ND		ug/L	48	16	1.9	393303	01/22/26	01/25/26	ZFA
Isophorone	ND		ug/L	19	7.1	1.9	393303	01/22/26	01/25/26	ZFA
2-Nitrophenol	ND		ug/L	19	11	1.9	393303	01/22/26	01/25/26	ZFA
2,4-Dimethylphenol	ND		ug/L	19	6.3	1.9	393303	01/22/26	01/25/26	ZFA
bis(2-Chloroethoxy)methane	ND		ug/L	19	7.1	1.9	393303	01/22/26	01/25/26	ZFA
2,4-Dichlorophenol	ND		ug/L	19	7.2	1.9	393303	01/22/26	01/25/26	ZFA
1,2,4-Trichlorobenzene	ND		ug/L	19	6.6	1.9	393303	01/22/26	01/25/26	ZFA
4-Chloroaniline	ND		ug/L	19	6.0	1.9	393303	01/22/26	01/25/26	ZFA
Hexachlorobutadiene	ND		ug/L	19	4.3	1.9	393303	01/22/26	01/25/26	ZFA
4-Chloro-3-methylphenol	ND		ug/L	19	6.9	1.9	393303	01/22/26	01/25/26	ZFA
2-Methylnaphthalene	ND		ug/L	19	6.5	1.9	393303	01/22/26	01/25/26	ZFA
Hexachlorocyclopentadiene	ND		ug/L	48	15	1.9	393303	01/22/26	01/25/26	ZFA
2,4,6-Trichlorophenol	ND		ug/L	19	7.9	1.9	393303	01/22/26	01/25/26	ZFA
2,4,5-Trichlorophenol	ND		ug/L	19	7.2	1.9	393303	01/22/26	01/25/26	ZFA
2-Chloronaphthalene	ND		ug/L	19	6.6	1.9	393303	01/22/26	01/25/26	ZFA
2-Nitroaniline	ND		ug/L	97	8.4	1.9	393303	01/22/26	01/25/26	ZFA
Dimethylphthalate	ND		ug/L	19	6.6	1.9	393303	01/22/26	01/25/26	ZFA
Acenaphthylene	ND		ug/L	19	7.5	1.9	393303	01/22/26	01/25/26	ZFA
2,6-Dinitrotoluene	ND		ug/L	19	8.6	1.9	393303	01/22/26	01/25/26	ZFA
3-Nitroaniline	ND		ug/L	19	7.7	1.9	393303	01/22/26	01/25/26	ZFA
Acenaphthene	ND		ug/L	19	6.3	1.9	393303	01/22/26	01/25/26	ZFA
2,4-Dinitrophenol	ND		ug/L	97	29	1.9	393303	01/22/26	01/25/26	ZFA
4-Nitrophenol	ND		ug/L	19	16	1.9	393303	01/22/26	01/25/26	ZFA
Dibenzofuran	ND		ug/L	19	6.2	1.9	393303	01/22/26	01/25/26	ZFA
2,4-Dinitrotoluene	ND		ug/L	19	8.2	1.9	393303	01/22/26	01/25/26	ZFA
Diethylphthalate	ND		ug/L	19	5.6	1.9	393303	01/22/26	01/25/26	ZFA
Fluorene	ND		ug/L	19	6.0	1.9	393303	01/22/26	01/25/26	ZFA
4-Chlorophenyl-phenylether	ND		ug/L	19	5.9	1.9	393303	01/22/26	01/25/26	ZFA
4-Nitroaniline	ND		ug/L	19	6.5	1.9	393303	01/22/26	01/25/26	ZFA
4,6-Dinitro-2-methylphenol	ND		ug/L	97	33	1.9	393303	01/22/26	01/25/26	ZFA
N-Nitrosodiphenylamine	ND		ug/L	19	7.6	1.9	393303	01/22/26	01/25/26	ZFA
1,2-diphenylhydrazine (as azobenzene)	ND		ug/L	19	5.6	1.9	393303	01/22/26	01/25/26	ZFA
4-Bromophenyl-phenylether	ND		ug/L	19	6.4	1.9	393303	01/22/26	01/25/26	ZFA
Hexachlorobenzene	ND		ug/L	19	5.9	1.9	393303	01/22/26	01/25/26	ZFA
Pentachlorophenol	ND		ug/L	48	11	1.9	393303	01/22/26	01/25/26	ZFA
Phenanthrene	ND		ug/L	19	5.6	1.9	393303	01/22/26	01/25/26	ZFA
Anthracene	ND		ug/L	19	5.4	1.9	393303	01/22/26	01/25/26	ZFA
Di-n-butylphthalate	ND		ug/L	19	5.8	1.9	393303	01/22/26	01/25/26	ZFA
Fluoranthene	ND		ug/L	19	5.4	1.9	393303	01/22/26	01/25/26	ZFA
Benzidine	ND		ug/L	97	36	1.9	393303	01/22/26	01/25/26	ZFA
Pyrene	ND		ug/L	19	5.2	1.9	393303	01/22/26	01/25/26	ZFA

Results for any subcontracted analyses are not included in this section.

ENTHALPY ANALYTICAL

Analysis Results for 551403

551403-001 Analyte	Result	Qual	Units	RL	MDL	DF	Batch	Prepared	Analyzed	Chemist
Butylbenzylphthalate	ND		ug/L	19	7.0	1.9	393303	01/22/26	01/25/26	ZFA
3,3'-Dichlorobenzidine	ND		ug/L	48	10	1.9	393303	01/22/26	01/25/26	ZFA
Benzo(a)anthracene	ND		ug/L	19	4.6	1.9	393303	01/22/26	01/25/26	ZFA
Chrysene	ND		ug/L	19	4.8	1.9	393303	01/22/26	01/25/26	ZFA
bis(2-Ethylhexyl)phthalate	ND		ug/L	19	6.4	1.9	393303	01/22/26	01/25/26	ZFA
Di-n-octylphthalate	ND		ug/L	19	9.1	1.9	393303	01/22/26	01/25/26	ZFA
Benzo(b)fluoranthene	ND		ug/L	19	5.8	1.9	393303	01/22/26	01/25/26	ZFA
Benzo(k)fluoranthene	ND		ug/L	19	6.0	1.9	393303	01/22/26	01/25/26	ZFA
Benzo(a)pyrene	ND		ug/L	19	6.1	1.9	393303	01/22/26	01/25/26	ZFA
Indeno(1,2,3-cd)pyrene	ND		ug/L	19	8.2	1.9	393303	01/22/26	01/25/26	ZFA
Dibenz(a,h)anthracene	ND		ug/L	19	8.0	1.9	393303	01/22/26	01/25/26	ZFA
Benzo(g,h,i)perylene	ND		ug/L	19	8.0	1.9	393303	01/22/26	01/25/26	ZFA
Surrogates				**Limits**						
2-Fluorophenol	43%		%REC	15-120		1.9	393303	01/22/26	01/25/26	ZFA
Phenol-d6	32%		%REC	15-120		1.9	393303	01/22/26	01/25/26	ZFA
2,4,6-Tribromophenol	65%		%REC	15-140		1.9	393303	01/22/26	01/25/26	ZFA
Nitrobenzene-d5	56%		%REC	15-123		1.9	393303	01/22/26	01/25/26	ZFA
2-Fluorobiphenyl	48%		%REC	15-120		1.9	393303	01/22/26	01/25/26	ZFA
Terphenyl-d14	59%		%REC	15-120		1.9	393303	01/22/26	01/25/26	ZFA
Method: SM 4500-CN-E Prep Method: METHOD										
Cyanide	ND		mg/L	0.0050	0.0017	0.5	393281	01/22/26	01/23/26	JAK
Method: SM 4500-S2-D Prep Method: METHOD										
Sulfide	ND		mg/L	0.10		1	393476	01/24/26	01/24/26	TXC
Method: SM 5310B Prep Method: SM 5310B										
Total Organic Carbon	**55**		mg/L	1.0	0.49	1	393811	01/28/26	01/29/26	ARM
Method: SM 9221B Prep Method: METHOD										
Coliform, Total	**1,600**		MPN/100ml	1.8		1	393314	01/22/26 14:35	01/26/26 11:42	LXT
Method: SM 9221F										
Coliform, E. Coli	**350**		MPN/100ml	1.8		1	393314	01/22/26 14:35	01/25/26 11:21	LXT
Method: SM2130B										
Turbidity	**1,200**		NTU	0.20	0.12	1	393348	01/22/26 21:23	01/22/26 21:23	TRR
Method: SM2320B Prep Method: METHOD										
Bicarbonate	**130**		mg/L	6.0		2.5	393948	01/30/26	01/30/26	ARM
Alkalinity, Total as CaCO3	**110**		mg/L	5.0		2.5	393948	01/30/26	01/30/26	ARM
Method: SM2510B Prep Method: METHOD										
Specific Conductance	**1,280**		umhos/cm	1.0		1	393705	01/27/26	01/27/26	AAB
Method: SM2540C Prep Method: METHOD										
Total Dissolved Solids	**840**		mg/L	20		2	393700	01/27/26	01/29/26	AAB
Method: SM2540D Prep Method: METHOD										
Total Suspended Solids	**1,100**		mg/L	0.5		1	393959	01/29/26	01/30/26	TRR

Results for any subcontracted analyses are not included in this section.

Analysis Results for 551403

551403-001 Analyte	Result	Qual	Units	RL	MDL	DF	Batch	Prepared	Analyzed	Chemist
Method: SM5210B Prep Method: METHOD										
Biochemical Oxygen Demand	**36**		mg/L	3.0		1	393384	01/23/26 15:13	01/28/26 16:53	WWC
Method: SM5220D Prep Method: SM 5220D										
Chemical Oxygen Demand	**340**		mg/L	4.0	2.0	1	393801	01/28/26	01/28/26	RDL

C Presence confirmed, but RPD between columns exceeds 40%
J Estimated value
ND Not Detected

Results for any subcontracted analyses are not included in this section.

ENTHALPY ANALYTICAL

Batch QC

Type: Blank	Lab ID: QC1334568	Batch: 393539
Matrix: Water	Method: EPA 1664A	Prep Method: METHOD

QC1334568 Analyte	Result	Qual	Units	RL	MDL	Prepared	Analyzed
Total Oil and Grease	ND		mg/L	5.0	0.97	01/26/26	01/27/26

Type: Lab Control Sample	Lab ID: QC1334569	Batch: 393539
Matrix: Water	Method: EPA 1664A	Prep Method: METHOD

QC1334569 Analyte	Result	Spiked	Units	Recovery	Qual	Limits
Total Oil and Grease	36.40	40.00	mg/L	91%		78-114

Type: Lab Control Sample Duplicate	Lab ID: QC1334570	Batch: 393539
Matrix: Water	Method: EPA 1664A	Prep Method: METHOD

QC1334570 Analyte	Result	Spiked	Units	Recovery	Qual	Limits	RPD	RPD Lim
Total Oil and Grease	35.60	40.00	mg/L	89%		78-114	2	18

Type: Blank	Lab ID: QC1333813	Batch: 393408
Matrix: Water	Method: EPA 200.7	Prep Method: EPA 3015A

QC1333813 Analyte	Result	Qual	Units	RL	MDL	Prepared	Analyzed
Calcium	ND		mg/L	0.10	0.0095	01/23/26	01/23/26
Iron	ND		mg/L	0.020	0.017	01/23/26	01/23/26
Magnesium	ND		mg/L	0.10	0.017	01/23/26	01/23/26
Potassium	ND		mg/L	0.50	0.20	01/23/26	01/23/26
Sodium	ND		mg/L	0.50	0.017	01/23/26	01/23/26

Type: Lab Control Sample	Lab ID: QC1333814	Batch: 393408
Matrix: Water	Method: EPA 200.7	Prep Method: EPA 3015A

QC1333814 Analyte	Result	Spiked	Units	Recovery	Qual	Limits
Calcium	21.41	20.40	mg/L	105%		85-115
Iron	0.4070	0.4000	mg/L	102%		85-115
Magnesium	22.00	20.40	mg/L	108%		85-115
Potassium	24.03	24.00	mg/L	100%		85-115
Sodium	20.59	20.40	mg/L	101%		85-115

ENTHALPY ANALYTICAL

Batch QC

Type:	Matrix Spike	Lab ID:	QC1333815	Batch:	393408
Matrix (Source ID):	Water (551287-001)	Method:	EPA 200.7	Prep Method:	EPA 3015A

QC1333815 Analyte	Result	Source Sample Result	Spiked	Units	Recovery	Qual	Limits	DF
Calcium	154.9	137.0	20.40	mg/L	88%	NM	75-125	1
Iron	0.5159	0.1169	0.4000	mg/L	100%		75-125	1
Magnesium	135.4	114.6	20.40	mg/L	102%	NM	75-125	1
Potassium	102.6	76.97	24.00	mg/L	107%		75-125	1
Sodium	1,554	1557	20.40	mg/L	-14%	E,NM	75-125	1

Type:	Matrix Spike Duplicate	Lab ID:	QC1333816	Batch:	393408
Matrix (Source ID):	Water (551287-001)	Method:	EPA 200.7	Prep Method:	EPA 3015A

QC1333816 Analyte	Result	Source Sample Result	Spiked	Units	Recovery	Qual	Limits	RPD	RPD Lim	DF
Calcium	154.4	137.0	20.40	mg/L	85%	NM	75-125	0	20	1
Iron	0.5048	0.1169	0.4000	mg/L	97%		75-125	2	20	1
Magnesium	134.8	114.6	20.40	mg/L	99%	NM	75-125	0	20	1
Potassium	101.9	76.97	24.00	mg/L	104%		75-125	1	20	1
Sodium	1,549	1557	20.40	mg/L	-38%	E,NM	75-125		20	1

Type:	Matrix Spike	Lab ID:	QC1333817	Batch:	393408
Matrix (Source ID):	Water (551308-001)	Method:	EPA 200.7	Prep Method:	EPA 3015A

QC1333817 Analyte	Result	Source Sample Result	Spiked	Units	Recovery	Qual	Limits	DF
Calcium	61.49	40.68	20.40	mg/L	102%		75-125	1
Iron	0.7521	0.3283	0.4000	mg/L	106%		75-125	1
Magnesium	25.30	3.397	20.40	mg/L	107%		75-125	1
Potassium	27.10	2.946	24.00	mg/L	101%		75-125	1
Sodium	42.92	22.49	20.40	mg/L	100%		75-125	1

Type:	Matrix Spike Duplicate	Lab ID:	QC1333818	Batch:	393408
Matrix (Source ID):	Water (551308-001)	Method:	EPA 200.7	Prep Method:	EPA 3015A

QC1333818 Analyte	Result	Source Sample Result	Spiked	Units	Recovery	Qual	Limits	RPD	RPD Lim	DF
Calcium	61.48	40.68	20.40	mg/L	102%		75-125	0	20	1
Iron	0.7430	0.3283	0.4000	mg/L	104%		75-125	1	20	1
Magnesium	25.37	3.397	20.40	mg/L	108%		75-125	0	20	1
Potassium	27.17	2.946	24.00	mg/L	101%		75-125	0	20	1
Sodium	42.90	22.49	20.40	mg/L	100%		75-125	0	20	1

ENTHALPY ANALYTICAL

Batch QC

Type:	**Serial Dilution**	**Lab ID:**	**QC1333887**	**Batch:**	**393408**
Matrix (Source ID):	**Water (551287-001)**	**Method:**	**EPA 200.7**	**Prep Method:**	**EPA 3015A**

QC1333887 Analyte	Result	Source Sample Result	Units	Qual	RPD	RPD Lim	DF
Calcium	141.1	137.0	mg/L				5
Iron	0.1218	0.1169	mg/L				5
Magnesium	117.0	114.6	mg/L				5
Potassium	71.87	76.97	mg/L				5
Sodium	1,626	1557	mg/L				5

Type:	**Blank**	**Lab ID:**	**QC1333452**	**Batch:**	**393312**
Matrix:	**Water**	**Method:**	**EPA 200.8**	**Prep Method:**	**EPA 3015A**

QC1333452 Analyte	Result	Qual	Units	RL	MDL	Prepared	Analyzed
Antimony	ND		ug/L	2.0	1.3	01/22/26	01/22/26
Arsenic	ND		ug/L	2.0	0.30	01/22/26	01/22/26
Barium	ND		ug/L	5.0	0.44	01/22/26	01/22/26
Beryllium	ND		ug/L	1.0	0.096	01/22/26	01/22/26
Boron	ND		ug/L	10	7.7	01/22/26	01/22/26
Cadmium	ND		ug/L	1.0	0.21	01/22/26	01/22/26
Chromium	ND		ug/L	5.0	0.40	01/22/26	01/22/26
Cobalt	ND		ug/L	1.0	0.14	01/22/26	01/22/26
Copper	ND		ug/L	3.0	0.84	01/22/26	01/22/26
Lead	ND		ug/L	5.0	0.23	01/22/26	01/22/26
Manganese	ND		ug/L	10	4.3	01/22/26	01/22/26
Nickel	ND		ug/L	5.0	0.91	01/22/26	01/22/26
Selenium	ND		ug/L	10	5.0	01/22/26	01/22/26
Silver	ND		ug/L	5.0	0.37	01/22/26	01/22/26
Thallium	ND		ug/L	1.0	0.14	01/22/26	01/22/26
Tin	ND		ug/L	5.0	1.5	01/22/26	01/22/26
Vanadium	ND		ug/L	5.0	0.59	01/22/26	01/22/26
Zinc	ND		ug/L	10	7.6	01/22/26	01/22/26

ENTHALPY ANALYTICAL

Batch QC

Type: Lab Control Sample	Lab ID: QC1333463	Batch: 393312
Matrix: Water	Method: EPA 200.8	Prep Method: EPA 3015A

QC1333463 Analyte	Result	Spiked	Units	Recovery	Qual	Limits
Antimony	106.7	100.0	ug/L	107%		85-115
Arsenic	97.82	100.0	ug/L	98%		85-115
Barium	99.64	100.0	ug/L	100%		85-115
Beryllium	98.98	100.0	ug/L	99%		85-115
Boron	95.69	100.0	ug/L	96%		85-115
Cadmium	100.1	100.0	ug/L	100%		85-115
Chromium	101.8	100.0	ug/L	102%		85-115
Cobalt	105.4	100.0	ug/L	105%		85-115
Copper	106.2	100.0	ug/L	106%		85-115
Lead	99.59	100.0	ug/L	100%		85-115
Manganese	103.4	100.0	ug/L	103%		85-115
Nickel	105.1	100.0	ug/L	105%		85-115
Selenium	97.38	100.0	ug/L	97%		85-115
Silver	48.45	50.00	ug/L	97%		85-115
Thallium	98.33	100.0	ug/L	98%		85-115
Tin	97.25	100.0	ug/L	97%		85-115
Vanadium	101.3	100.0	ug/L	101%		85-115
Zinc	98.84	100.0	ug/L	99%		85-115

Type: Matrix Spike	Lab ID: QC1333464	Batch: 393312
Matrix (Source ID): Water (551395-001)	Method: EPA 200.8	Prep Method: EPA 3015A

QC1333464 Analyte	Result	Source Sample Result	Spiked	Units	Recovery	Qual	Limits	DF
Antimony	104.2	ND	100.0	ug/L	104%		70-130	10
Arsenic	101.2	ND	100.0	ug/L	101%		70-130	10
Barium	386.6	298.3	100.0	ug/L	88%		70-130	10
Beryllium	104.7	ND	100.0	ug/L	105%		70-130	10
Boron	162.6	58.86	100.0	ug/L	104%		70-130	10
Cadmium	96.27	ND	100.0	ug/L	96%		70-130	10
Chromium	161.3	59.59	100.0	ug/L	102%		70-130	10
Cobalt	107.2	1.804	100.0	ug/L	105%		70-130	10
Copper	109.9	1.139	100.0	ug/L	109%		70-130	10
Lead	95.80	ND	100.0	ug/L	96%		70-130	10
Manganese	126.5	23.15	100.0	ug/L	103%		70-130	10
Nickel	182.4	71.43	100.0	ug/L	111%		70-130	10
Selenium	78.66	ND	100.0	ug/L	79%		70-130	10
Silver	44.54	ND	50.00	ug/L	89%		70-130	10
Thallium	95.28	ND	100.0	ug/L	95%		70-130	10
Tin	96.43	ND	100.0	ug/L	96%		70-130	10
Vanadium	99.97	0.8200	100.0	ug/L	99%		70-130	10
Zinc	104.1	ND	100.0	ug/L	104%		70-130	10

ENTHALPY ANALYTICAL

Batch QC

Type:	Matrix Spike Duplicate	Lab ID:	QC1333465	Batch:	393312
Matrix (Source ID):	Water (551395-001)	Method:	EPA 200.8	Prep Method:	EPA 3015A

QC1333465 Analyte	Result	Source Sample Result	Spiked	Units	Recovery	Qual	Limits	RPD	RPD Lim	DF
Antimony	103.0	ND	100.0	ug/L	103%		70-130	1	20	10
Arsenic	102.1	ND	100.0	ug/L	102%		70-130	1	20	10
Barium	384.0	298.3	100.0	ug/L	86%		70-130	1	20	10
Beryllium	103.6	ND	100.0	ug/L	104%		70-130	1	20	10
Boron	165.3	58.86	100.0	ug/L	106%		70-130	2	20	10
Cadmium	99.78	ND	100.0	ug/L	100%		70-130	4	20	10
Chromium	167.7	59.59	100.0	ug/L	108%		70-130	4	20	10
Cobalt	108.5	1.804	100.0	ug/L	107%		70-130	1	20	10
Copper	108.4	1.139	100.0	ug/L	107%		70-130	1	20	10
Lead	96.94	ND	100.0	ug/L	97%		70-130	1	20	10
Manganese	123.7	23.15	100.0	ug/L	101%		70-130	2	20	10
Nickel	185.2	71.43	100.0	ug/L	114%		70-130	2	20	10
Selenium	88.66	ND	100.0	ug/L	89%		70-130	12	20	10
Silver	45.65	ND	50.00	ug/L	91%		70-130	2	20	10
Thallium	97.09	ND	100.0	ug/L	97%		70-130	2	20	10
Tin	97.71	ND	100.0	ug/L	98%		70-130	1	20	10
Vanadium	103.7	0.8200	100.0	ug/L	103%		70-130	4	20	10
Zinc	106.5	ND	100.0	ug/L	106%		70-130	2	20	10

Type:	Matrix Spike	Lab ID:	QC1333466	Batch:	393312
Matrix (Source ID):	Water (551416-001)	Method:	EPA 200.8	Prep Method:	EPA 3015A

QC1333466 Analyte	Result	Source Sample Result	Spiked	Units	Recovery	Qual	Limits	DF
Antimony	105.7	1.267	100.0	ug/L	104%		70-130	10
Arsenic	98.36	1.622	100.0	ug/L	97%		70-130	10
Barium	160.6	72.45	100.0	ug/L	88%		70-130	10
Beryllium	99.59	ND	100.0	ug/L	100%		70-130	10
Boron	240.6	140.4	100.0	ug/L	100%		70-130	10
Cadmium	95.98	0.07300	100.0	ug/L	96%		70-130	10
Chromium	109.4	0.8760	100.0	ug/L	109%		70-130	10
Cobalt	109.1	2.686	100.0	ug/L	106%		70-130	10
Copper	111.2	3.981	100.0	ug/L	107%		70-130	10
Lead	98.31	0.4690	100.0	ug/L	98%		70-130	10
Manganese	228.0	120.6	100.0	ug/L	107%		70-130	10
Nickel	134.5	23.17	100.0	ug/L	111%		70-130	10
Selenium	98.72	ND	100.0	ug/L	99%		70-130	10
Silver	45.59	ND	50.00	ug/L	91%		70-130	10
Thallium	99.71	ND	100.0	ug/L	100%		70-130	10
Tin	95.90	ND	100.0	ug/L	96%		70-130	10
Vanadium	102.3	0.7420	100.0	ug/L	102%		70-130	10
Zinc	647.4	528.9	100.0	ug/L	119%	NM	70-130	10

ENTHALPY ANALYTICAL

Batch QC

Type:	Matrix Spike Duplicate	Lab ID:	QC1333467	Batch:	393312
Matrix (Source ID):	Water (551416-001)	Method:	EPA 200.8	Prep Method:	EPA 3015A

QC1333467 Analyte	Result	Source Sample Result	Spiked	Units	Recovery	Qual	Limits	RPD	RPD Lim	DF
Antimony	109.3	1.267	100.0	ug/L	108%		70-130	3	20	10
Arsenic	107.0	1.622	100.0	ug/L	105%		70-130	8	20	10
Barium	174.2	72.45	100.0	ug/L	102%		70-130	8	20	10
Beryllium	109.4	ND	100.0	ug/L	109%		70-130	9	20	10
Boron	247.5	140.4	100.0	ug/L	107%		70-130	3	20	10
Cadmium	102.9	0.07300	100.0	ug/L	103%		70-130	7	20	10
Chromium	106.8	0.8760	100.0	ug/L	106%		70-130	2	20	10
Cobalt	115.2	2.686	100.0	ug/L	113%		70-130	5	20	10
Copper	111.3	3.981	100.0	ug/L	107%		70-130	0	20	10
Lead	103.2	0.4690	100.0	ug/L	103%		70-130	5	20	10
Manganese	228.6	120.6	100.0	ug/L	108%		70-130	0	20	10
Nickel	135.0	23.17	100.0	ug/L	112%		70-130	0	20	10
Selenium	102.1	ND	100.0	ug/L	102%		70-130	3	20	10
Silver	48.45	ND	50.00	ug/L	97%		70-130	6	20	10
Thallium	104.2	ND	100.0	ug/L	104%		70-130	4	20	10
Tin	100.3	ND	100.0	ug/L	100%		70-130	4	20	10
Vanadium	104.7	0.7420	100.0	ug/L	104%		70-130	2	20	10
Zinc	628.3	528.9	100.0	ug/L	99%	NM	70-130	3	20	10

Type:	Blank	Lab ID:	QC1333651	Batch:	393365
Matrix:	Water	Method:	EPA 245.1	Prep Method:	EPA 245.1

QC1333651 Analyte	Result	Qual	Units	RL	MDL	Prepared	Analyzed
Mercury	ND		ug/L	0.40	0.032	01/23/26	01/23/26

Type:	Lab Control Sample	Lab ID:	QC1333652	Batch:	393365
Matrix:	Water	Method:	EPA 245.1	Prep Method:	EPA 245.1

QC1333652 Analyte	Result	Spiked	Units	Recovery	Qual	Limits
Mercury	4.811	5.000	ug/L	96%		85-115

Type:	Matrix Spike	Lab ID:	QC1333659	Batch:	393365
Matrix (Source ID):	Drinking Water (551370-001)	Method:	EPA 245.1	Prep Method:	EPA 245.1

QC1333659 Analyte	Result	Source Sample Result	Spiked	Units	Recovery	Qual	Limits	DF
Mercury	4.802	ND	5.000	ug/L	96%		75-125	1

ENTHALPY ANALYTICAL

Batch QC

Type:	Matrix Spike Duplicate	**Lab ID:**	QC1333660
Matrix (Source ID):	Drinking Water (551370-001)	**Method:**	EPA 245.1
Batch:	393365		
Prep Method:	EPA 245.1		

QC1333660 Analyte	Result	Source Sample Result	Spiked	Units	Recovery	Qual	Limits	RPD	RPD Lim	DF
Mercury	4.732	ND	5.000	ug/L	95%		75-125	1	20	1

Type:	Matrix Spike	**Lab ID:**	QC1333661
Matrix (Source ID):	Drinking Water (551375-001)	**Method:**	EPA 245.1
Batch:	393365		
Prep Method:	EPA 245.1		

QC1333661 Analyte	Result	Source Sample Result	Spiked	Units	Recovery	Qual	Limits	DF
Mercury	4.688	ND	5.000	ug/L	94%		75-125	1

Type:	Matrix Spike Duplicate	**Lab ID:**	QC1333662
Matrix (Source ID):	Drinking Water (551375-001)	**Method:**	EPA 245.1
Batch:	393365		
Prep Method:	EPA 245.1		

QC1333662 Analyte	Result	Source Sample Result	Spiked	Units	Recovery	Qual	Limits	RPD	RPD Lim	DF
Mercury	4.719	ND	5.000	ug/L	94%		75-125	1	20	1

Type:	Blank	**Lab ID:**	QC1336612
Matrix:	Water	**Method:**	EPA 300.0
Batch:	394213		
Prep Method:	METHOD		

QC1336612 Analyte	Result	Qual	Units	RL	MDL	Prepared	Analyzed
Fluoride	ND		mg/L	0.20	0.083	02/02/26 13:10	02/02/26 13:17

Type:	Lab Control Sample	**Lab ID:**	QC1336613
Matrix:	Water	**Method:**	EPA 300.0
Batch:	394213		
Prep Method:	METHOD		

QC1336613 Analyte	Result	Spiked	Units	Recovery	Qual	Limits
Fluoride	9.643	10.00	mg/L	96%		90-110

Type:	Matrix Spike	**Lab ID:**	QC1336614
Matrix (Source ID):	Water (551403-001)	**Method:**	EPA 300.0
Batch:	394213		
Prep Method:	METHOD		

QC1336614 Analyte	Result	Source Sample Result	Spiked	Units	Recovery	Qual	Limits	DF
Fluoride	19.54	0.4049	20.00	mg/L	96%		80-129	1

ENTHALPY ANALYTICAL

Batch QC

Type:	**Matrix Spike Duplicate**	**Lab ID:**	**QC1336615**	**Batch:**	**394213**
Matrix (Source ID):	**Water (551403-001)**	**Method:**	**EPA 300.0**	**Prep Method:**	**METHOD**

QC1336615 Analyte	Result	Source Sample Result	Spiked	Units	Recovery	Qual	Limits	RPD	RPD Lim	DF
Fluoride	19.36	0.4049	20.00	mg/L	95%		80-129	1	21	1

Type:	**Blank**	**Lab ID:**	**QC1333347**	**Batch:**	**393277**
Matrix:	**Drinking Water**	**Method:**	**EPA 300.0**	**Prep Method:**	**METHOD**

QC1333347 Analyte	Result	Qual	Units	RL	MDL	Prepared	Analyzed
Chloride	ND		mg/L	1.0	0.27	01/22/26 13:20	01/22/26 13:27
Nitrogen, Nitrite	ND		mg/L	0.10	0.02	01/22/26 13:20	01/22/26 13:27
Bromide	ND		mg/L	0.30	0.060	01/22/26 13:20	01/22/26 13:27
Nitrogen, Nitrate	ND		mg/L	0.10	0.05	01/22/26 13:20	01/22/26 13:27
Sulfate	ND		mg/L	1.0	0.18	01/22/26 13:20	01/22/26 13:27

Type:	**Lab Control Sample**	**Lab ID:**	**QC1333348**	**Batch:**	**393277**
Matrix:	**Drinking Water**	**Method:**	**EPA 300.0**	**Prep Method:**	**METHOD**

QC1333348 Analyte	Result	Spiked	Units	Recovery	Qual	Limits
Chloride	51.77	50.00	mg/L	104%		90-110
Nitrogen, Nitrite	4.875	4.567	mg/L	107%		90-110
Bromide	15.84	15.00	mg/L	106%		90-110
Nitrogen, Nitrate	4.741	4.518	mg/L	105%		90-110
Sulfate	26.88	25.00	mg/L	108%		90-110

Type:	**Matrix Spike**	**Lab ID:**	**QC1333349**	**Batch:**	**393277**
Matrix (Source ID):	**Drinking Water (551370-001)**	**Method:**	**EPA 300.0**	**Prep Method:**	**METHOD**

QC1333349 Analyte	Result	Source Sample Result	Spiked	Units	Recovery	Qual	Limits	DF
Chloride	109.9	ND	100.0	mg/L	110%		80-123	1
Nitrogen, Nitrite	9.925	ND	9.134	mg/L	109%		80-122	1
Bromide	16.04	ND	15.00	mg/L	107%		80-121	1
Nitrogen, Nitrate	9.776	ND	9.036	mg/L	108%		80-123	1
Sulfate	54.82	ND	50.00	mg/L	110%		79-124	1

ENTHALPY ANALYTICAL

Batch QC

Type:	**Matrix Spike Duplicate**	**Lab ID:**	**QC1333350**	**Batch:**	**393277**
Matrix (Source ID):	**Drinking Water (551370-001)**	**Method:**	**EPA 300.0**	**Prep Method:**	**METHOD**

QC1333350 Analyte	Result	Source Sample Result	Spiked	Units	Recovery	Qual	Limits	RPD	RPD Lim	DF
Chloride	108.3	ND	100.0	mg/L	108%		80-123	1	20	1
Nitrogen, Nitrite	9.797	ND	9.134	mg/L	107%		80-122	1	21	1
Bromide	15.80	ND	15.00	mg/L	105%		80-121	2	20	1
Nitrogen, Nitrate	9.633	ND	9.036	mg/L	107%		80-123	1	20	1
Sulfate	54.10	ND	50.00	mg/L	108%		79-124	1	20	1

Type:	**Matrix Spike**	**Lab ID:**	**QC1333351**	**Batch:**	**393277**
Matrix (Source ID):	**Drinking Water (551373-001)**	**Method:**	**EPA 300.0**	**Prep Method:**	**METHOD**

QC1333351 Analyte	Result	Source Sample Result	Spiked	Units	Recovery	Qual	Limits	DF
Chloride	135.7	2.329	100.0	mg/L	133%	*	80-123	1
Nitrogen, Nitrite	12.06	ND	9.134	mg/L	132%	*	80-122	1
Bromide	19.29	ND	15.00	mg/L	129%	*	80-121	1
Nitrogen, Nitrate	11.87	ND	9.036	mg/L	131%	*	80-123	1
Sulfate	87.04	15.22	50.00	mg/L	144%	*	79-124	1

Type:	**Matrix Spike Duplicate**	**Lab ID:**	**QC1333352**	**Batch:**	**393277**
Matrix (Source ID):	**Drinking Water (551373-001)**	**Method:**	**EPA 300.0**	**Prep Method:**	**METHOD**

QC1333352 Analyte	Result	Source Sample Result	Spiked	Units	Recovery	Qual	Limits	RPD	RPD Lim	DF
Chloride	114.1	2.329	100.0	mg/L	112%		80-123	17	20	1
Nitrogen, Nitrite	10.05	ND	9.134	mg/L	110%		80-122	18	21	1
Bromide	16.20	ND	15.00	mg/L	108%		80-121	17	20	1
Nitrogen, Nitrate	9.865	ND	9.036	mg/L	109%		80-123	18	20	1
Sulfate	69.89	15.22	50.00	mg/L	109%		79-124	22*	20	1

Type:	**Blank**	**Lab ID:**	**QC1334206**	**Batch:**	**393523**
Matrix:	**Water**	**Method:**	**EPA 350.1**	**Prep Method:**	**METHOD**

QC1334206 Analyte	Result	Qual	Units	RL	MDL	Prepared	Analyzed
Ammonia-N	ND		mg/L	0.10	0.068	01/26/26	01/26/26

Type:	**Lab Control Sample**	**Lab ID:**	**QC1334207**	**Batch:**	**393523**
Matrix:	**Water**	**Method:**	**EPA 350.1**	**Prep Method:**	**METHOD**

QC1334207 Analyte	Result	Spiked	Units	Recovery	Qual	Limits
Ammonia-N	0.9347	1.000	mg/L	93%		90-110

ENTHALPY ANALYTICAL

Batch QC

Type:	**Matrix Spike**	**Lab ID:**	**QC1334208**	**Batch:**	**393523**
Matrix (Source ID):	**Drinking Water (551373-001)**	**Method:**	**EPA 350.1**	**Prep Method:**	**METHOD**

QC1334208 Analyte	Result	Source Sample Result	Spiked	Units	Recovery	Qual	Limits	DF
Ammonia-N	1.007	ND	1.000	mg/L	101%		90-110	1

Type:	**Matrix Spike Duplicate**	**Lab ID:**	**QC1334209**	**Batch:**	**393523**
Matrix (Source ID):	**Drinking Water (551373-001)**	**Method:**	**EPA 350.1**	**Prep Method:**	**METHOD**

QC1334209 Analyte	Result	Source Sample Result	Spiked	Units	Recovery	Qual	Limits	RPD	RPD Lim	DF
Ammonia-N	1.013	ND	1.000	mg/L	101%		90-110	1	20	1

Type:	**Blank**	**Lab ID:**	**QC1334673**	**Batch:**	**393643**
Matrix:	**Water**	**Method:**	**EPA 420.1**	**Prep Method:**	**METHOD**

QC1334673 Analyte	Result	Qual	Units	RL	MDL	Prepared	Analyzed
Total Phenolics	ND		mg/L	0.010	0.0056	01/27/26	01/27/26

Type:	**Lab Control Sample**	**Lab ID:**	**QC1334674**	**Batch:**	**393643**
Matrix:	**Water**	**Method:**	**EPA 420.1**	**Prep Method:**	**METHOD**

QC1334674 Analyte	Result	Spiked	Units	Recovery	Qual	Limits
Total Phenolics	0.08200	0.08000	mg/L	103%		80-120

Type:	**Lab Control Sample Duplicate**	**Lab ID:**	**QC1334675**	**Batch:**	**393643**
Matrix:	**Water**	**Method:**	**EPA 420.1**	**Prep Method:**	**METHOD**

QC1334675 Analyte	Result	Spiked	Units	Recovery	Qual	Limits	RPD	RPD Lim
Total Phenolics	0.08300	0.08000	mg/L	104%		80-120	1	20

ENTHALPY ANALYTICAL

Batch QC

Type: Blank	Lab ID: QC1333440	Batch: 393303
Matrix: Water		

QC1333440 Analyte	Result	Qual	Units	RL	MDL	Prepared	Analyzed
Method: EPA 625.1 Prep Method: EPA 3510C							
a-Terpineol	ND		ug/L	10	2.1	01/22/26	01/24/26
Pyridine	ND		ug/L	10	2.8	01/22/26	01/23/26
Phenol	ND		ug/L	10	2.1	01/22/26	01/23/26
2-Methylphenol	ND		ug/L	10	3.2	01/22/26	01/23/26
3-,4-Methylphenol	ND		ug/L	10	3.0	01/22/26	01/23/26
Benzoic acid	ND		ug/L	50	11	01/22/26	01/23/26
Naphthalene	ND		ug/L	10	3.6	01/22/26	01/23/26
Cresol	ND		ug/L	10		01/22/26	01/23/26
Method: EPA 8270C Prep Method: EPA 3510C							
Carbazole	ND		ug/L	10	2.8	01/22/26	01/23/26
N-Nitrosodimethylamine	ND		ug/L	10	2.9	01/22/26	01/23/26
Aniline	ND		ug/L	10	2.8	01/22/26	01/23/26
bis(2-Chloroethyl)ether	ND		ug/L	25	3.7	01/22/26	01/23/26
2-Chlorophenol	ND		ug/L	10	3.6	01/22/26	01/23/26
1,3-Dichlorobenzene	ND		ug/L	10	3.3	01/22/26	01/23/26
1,4-Dichlorobenzene	ND		ug/L	10	3.4	01/22/26	01/23/26
Benzyl alcohol	ND		ug/L	25	5.8	01/22/26	01/23/26
1,2-Dichlorobenzene	ND		ug/L	10	3.3	01/22/26	01/23/26
bis(2-Chloroisopropyl) ether	ND		ug/L	10	3.8	01/22/26	01/23/26
N-Nitroso-di-n-propylamine	ND		ug/L	10	3.9	01/22/26	01/23/26
Hexachloroethane	ND		ug/L	10	3.0	01/22/26	01/23/26
Nitrobenzene	ND		ug/L	25	8.4	01/22/26	01/23/26
Isophorone	ND		ug/L	10	3.7	01/22/26	01/23/26
2-Nitrophenol	ND		ug/L	10	5.4	01/22/26	01/23/26
2,4-Dimethylphenol	ND		ug/L	10	3.2	01/22/26	01/23/26
bis(2-Chloroethoxy)methane	ND		ug/L	10	3.7	01/22/26	01/23/26
2,4-Dichlorophenol	ND		ug/L	10	3.7	01/22/26	01/23/26
1,2,4-Trichlorobenzene	ND		ug/L	10	3.4	01/22/26	01/23/26
4-Chloroaniline	ND		ug/L	10	3.1	01/22/26	01/23/26
Hexachlorobutadiene	ND		ug/L	10	2.2	01/22/26	01/23/26
4-Chloro-3-methylphenol	ND		ug/L	10	3.6	01/22/26	01/23/26
2-Methylnaphthalene	ND		ug/L	10	3.4	01/22/26	01/23/26
Hexachlorocyclopentadiene	ND		ug/L	25	7.8	01/22/26	01/23/26
2,4,6-Trichlorophenol	ND		ug/L	10	4.1	01/22/26	01/23/26
2,4,5-Trichlorophenol	ND		ug/L	10	3.7	01/22/26	01/23/26
2-Chloronaphthalene	ND		ug/L	10	3.4	01/22/26	01/23/26
2-Nitroaniline	ND		ug/L	50	4.3	01/22/26	01/23/26
Dimethylphthalate	ND		ug/L	10	3.4	01/22/26	01/23/26
Acenaphthylene	ND		ug/L	10	3.9	01/22/26	01/23/26
2,6-Dinitrotoluene	ND		ug/L	10	4.4	01/22/26	01/23/26
3-Nitroaniline	ND		ug/L	10	4.0	01/22/26	01/23/26
Acenaphthene	ND		ug/L	10	3.2	01/22/26	01/23/26
2,4-Dinitrophenol	ND		ug/L	50	15	01/22/26	01/23/26
4-Nitrophenol	ND		ug/L	10	8.5	01/22/26	01/23/26

ENTHALPY ANALYTICAL

Batch QC

QC1333440 Analyte	Result	Qual	Units	RL	MDL	Prepared	Analyzed
Dibenzofuran	ND		ug/L	10	3.2	01/22/26	01/23/26
2,4-Dinitrotoluene	ND		ug/L	10	4.3	01/22/26	01/23/26
Diethylphthalate	ND		ug/L	10	2.9	01/22/26	01/23/26
Fluorene	ND		ug/L	10	3.1	01/22/26	01/23/26
4-Chlorophenyl-phenylether	ND		ug/L	10	3.1	01/22/26	01/23/26
4-Nitroaniline	ND		ug/L	10	3.3	01/22/26	01/23/26
4,6-Dinitro-2-methylphenol	ND		ug/L	50	17	01/22/26	01/23/26
N-Nitrosodiphenylamine	ND		ug/L	10	4.0	01/22/26	01/23/26
1,2-diphenylhydrazine (as azobenzene)	ND		ug/L	10	2.9	01/22/26	01/23/26
4-Bromophenyl-phenylether	ND		ug/L	10	3.3	01/22/26	01/23/26
Hexachlorobenzene	ND		ug/L	10	3.0	01/22/26	01/23/26
Pentachlorophenol	ND		ug/L	25	5.7	01/22/26	01/23/26
Phenanthrene	ND		ug/L	10	2.9	01/22/26	01/23/26
Anthracene	ND		ug/L	10	2.8	01/22/26	01/23/26
Di-n-butylphthalate	ND		ug/L	10	3.0	01/22/26	01/23/26
Fluoranthene	ND		ug/L	10	2.8	01/22/26	01/23/26
Benzidine	ND		ug/L	50	19	01/22/26	01/23/26
Pyrene	ND		ug/L	10	2.7	01/22/26	01/23/26
Butylbenzylphthalate	ND		ug/L	10	3.6	01/22/26	01/23/26
3,3'-Dichlorobenzidine	ND		ug/L	25	5.2	01/22/26	01/23/26
Benzo(a)anthracene	ND		ug/L	10	2.4	01/22/26	01/23/26
Chrysene	ND		ug/L	10	2.5	01/22/26	01/23/26
bis(2-Ethylhexyl)phthalate	ND		ug/L	10	3.3	01/22/26	01/23/26
Di-n-octylphthalate	ND		ug/L	10	4.7	01/22/26	01/23/26
Benzo(b)fluoranthene	ND		ug/L	10	3.0	01/22/26	01/23/26
Benzo(k)fluoranthene	ND		ug/L	10	3.1	01/22/26	01/23/26
Benzo(a)pyrene	ND		ug/L	10	3.1	01/22/26	01/23/26
Indeno(1,2,3-cd)pyrene	ND		ug/L	10	4.2	01/22/26	01/23/26
Dibenz(a,h)anthracene	ND		ug/L	10	4.2	01/22/26	01/23/26
Benzo(g,h,i)perylene	ND		ug/L	10	4.1	01/22/26	01/23/26
Surrogates				**Limits**			
2-Fluorophenol	63%		%REC	15-120		01/22/26	01/23/26
Phenol-d6	41%		%REC	15-120		01/22/26	01/23/26
2,4,6-Tribromophenol	75%		%REC	15-140		01/22/26	01/23/26
Nitrobenzene-d5	95%		%REC	15-123		01/22/26	01/23/26
2-Fluorobiphenyl	78%		%REC	15-120		01/22/26	01/23/26
Terphenyl-d14	87%		%REC	15-120		01/22/26	01/23/26

ENTHALPY ANALYTICAL

Batch QC

Type:	**Lab Control Sample**	**Lab ID:**	**QC1333441**	**Batch:**	**393303**
Matrix:	**Water**	**Method:**	**EPA 8270C**	**Prep Method:**	**EPA 3510C**

QC1333441 Analyte	Result	Spiked	Units	Recovery	Qual	Limits
Phenol	31.15	75.00	ug/L	42%		14-120
2-Chlorophenol	60.57	75.00	ug/L	81%		46-120
1,4-Dichlorobenzene	56.15	75.00	ug/L	75%		42-120
3-,4-Methylphenol	64.00	75.00	ug/L	85%		40-120
N-Nitroso-di-n-propylamine	77.44	75.00	ug/L	103%		54-121
2,4-Dimethylphenol	61.72	75.00	ug/L	82%		48-120
1,2,4-Trichlorobenzene	60.84	75.00	ug/L	81%		45-120
4-Chloro-3-methylphenol	73.20	75.00	ug/L	98%		60-121
2,4,5-Trichlorophenol	67.06	75.00	ug/L	89%		62-124
Acenaphthene	56.59	75.00	ug/L	75%		56-120
4-Nitrophenol	29.24	75.00	ug/L	39%		17-120
2,4-Dinitrotoluene	63.55	75.00	ug/L	85%		69-127
Pentachlorophenol	56.33	75.00	ug/L	75%		51-120
Pyrene	64.56	75.00	ug/L	86%		68-123
Chrysene	59.47	75.00	ug/L	79%		66-120
Benzo(b)fluoranthene	61.76	75.00	ug/L	82%		67-120
Surrogates						
2-Fluorophenol	23.40	40.00	ug/L	59%		15-120
Phenol-d6	15.25	40.00	ug/L	38%		15-120
2,4,6-Tribromophenol	28.78	40.00	ug/L	72%		15-140
Nitrobenzene-d5	37.92	40.00	ug/L	95%		15-123
2-Fluorobiphenyl	29.50	40.00	ug/L	74%		15-120
Terphenyl-d14	32.86	40.00	ug/L	82%		15-120

ENTHALPY ANALYTICAL

Batch QC

Type:	**Lab Control Sample Duplicate**	**Lab ID:**	**QC1333442**	**Batch:**	**393303**
Matrix:	**Water**	**Method:**	**EPA 8270C**	**Prep Method:**	**EPA 3510C**

QC1333442 Analyte	Result	Spiked	Units	Recovery	Qual	Limits	RPD	RPD Lim
Phenol	31.89	75.00	ug/L	43%		14-120	2	52
2-Chlorophenol	64.13	75.00	ug/L	86%		46-120	6	52
1,4-Dichlorobenzene	60.35	75.00	ug/L	80%		42-120	7	53
3-,4-Methylphenol	63.02	75.00	ug/L	84%		40-120	2	51
N-Nitroso-di-n-propylamine	78.47	75.00	ug/L	105%		54-121	1	52
2,4-Dimethylphenol	62.47	75.00	ug/L	83%		48-120	1	52
1,2,4-Trichlorobenzene	59.10	75.00	ug/L	79%		45-120	3	54
4-Chloro-3-methylphenol	77.31	75.00	ug/L	103%		60-121	5	47
2,4,5-Trichlorophenol	70.16	75.00	ug/L	94%		62-124	5	46
Acenaphthene	60.29	75.00	ug/L	80%		56-120	6	46
4-Nitrophenol	33.09	75.00	ug/L	44%		17-120	12	44
2,4-Dinitrotoluene	68.38	75.00	ug/L	91%		69-127	7	40
Pentachlorophenol	53.31	75.00	ug/L	71%		51-120	6	42
Pyrene	64.89	75.00	ug/L	87%		68-123	1	39
Chrysene	66.46	75.00	ug/L	89%		66-120	11	38
Benzo(b)fluoranthene	65.29	75.00	ug/L	87%		67-120	6	39
Surrogates								
2-Fluorophenol	23.56	40.00	ug/L	59%		15-120		
Phenol-d6	16.16	40.00	ug/L	40%		15-120		
2,4,6-Tribromophenol	30.08	40.00	ug/L	75%		15-140		
Nitrobenzene-d5	38.09	40.00	ug/L	95%		15-123		
2-Fluorobiphenyl	31.43	40.00	ug/L	79%		15-120		
Terphenyl-d14	32.46	40.00	ug/L	81%		15-120		

ENTHALPY ANALYTICAL

Batch QC

Type: Blank	Lab ID: QC1333388	Batch: 393289
Matrix: Water		

QC1333388 Analyte	Result	Qual	Units	RL	MDL	Prepared	Analyzed
Method: EPA 8081A Prep Method: EPA 3510C							
alpha-BHC	ND		ug/L	0.05	0.02	01/22/26	01/26/26
beta-BHC	ND		ug/L	0.05	0.01	01/22/26	01/26/26
gamma-BHC	ND		ug/L	0.05	0.01	01/22/26	01/26/26
delta-BHC	ND		ug/L	0.05	0.01	01/22/26	01/26/26
Heptachlor	ND		ug/L	0.05	0.01	01/22/26	01/26/26
Aldrin	ND		ug/L	0.05	0.01	01/22/26	01/26/26
Heptachlor epoxide	ND		ug/L	0.05	0.01	01/22/26	01/26/26
Endosulfan I	ND		ug/L	0.05	0.01	01/22/26	01/26/26
Dieldrin	ND		ug/L	0.1	0.01	01/22/26	01/26/26
4,4'-DDE	ND		ug/L	0.1	0.01	01/22/26	01/26/26
Endrin	ND		ug/L	0.1	0.01	01/22/26	01/26/26
Endosulfan II	ND		ug/L	0.1	0.02	01/22/26	01/26/26
Endosulfan sulfate	ND		ug/L	0.1	0.02	01/22/26	01/26/26
4,4'-DDD	ND		ug/L	0.1	0.02	01/22/26	01/26/26
Endrin aldehyde	ND		ug/L	0.1	0.03	01/22/26	01/26/26
Endrin ketone	ND		ug/L	0.1	0.03	01/22/26	01/26/26
4,4'-DDT	ND		ug/L	0.1	0.08	01/22/26	01/26/26
Methoxychlor	ND		ug/L	0.1	0.04	01/22/26	01/26/26
Toxaphene	ND		ug/L	2.0	0.6	01/22/26	01/26/26
Chlordane (Technical)	ND		ug/L	1.0	0.2	01/22/26	01/26/26
Surrogates				**Limits**			
TCMX	77%		%REC	29-120		01/22/26	01/26/26
Decachlorobiphenyl	90%		%REC	33-132		01/22/26	01/26/26
Method: EPA 8082 Prep Method: EPA 3510C							
Aroclor-1016	ND		ug/L	0.50	0.30	01/22/26	01/27/26
Aroclor-1221	ND		ug/L	0.50	0.47	01/22/26	01/27/26
Aroclor-1232	ND		ug/L	0.50	0.27	01/22/26	01/27/26
Aroclor-1242	ND		ug/L	0.50	0.29	01/22/26	01/27/26
Aroclor-1248	ND		ug/L	0.50	0.24	01/22/26	01/27/26
Aroclor-1254	ND		ug/L	0.50	0.27	01/22/26	01/27/26
Aroclor-1260	ND		ug/L	0.50	0.33	01/22/26	01/27/26
Aroclor-1262	ND		ug/L	0.50	0.29	01/22/26	01/27/26
Aroclor-1268	ND		ug/L	0.50	0.26	01/22/26	01/27/26
Surrogates				**Limits**			
Decachlorobiphenyl (PCB)	59%		%REC	28-138		01/22/26	01/27/26

ENTHALPY ANALYTICAL

Batch QC

Type:	**Lab Control Sample**	**Lab ID:**	**QC1333389**	**Batch:**	**393289**
Matrix:	**Water**	**Method:**	**EPA 8081A**	**Prep Method:**	**EPA 3510C**

QC1333389 Analyte	Result	Spiked	Units	Recovery	Qual	Limits
alpha-BHC	0.5397	0.5000	ug/L	108%		66-121
beta-BHC	0.5416	0.5000	ug/L	108%		73-120
gamma-BHC	0.5643	0.5000	ug/L	113%		68-125
delta-BHC	0.5529	0.5000	ug/L	111%		68-131
Heptachlor	0.5507	0.5000	ug/L	110%		63-120
Aldrin	0.4831	0.5000	ug/L	97%		56-120
Heptachlor epoxide	0.5159	0.5000	ug/L	103%		65-120
Endosulfan I	0.5316	0.5000	ug/L	106%		68-124
Dieldrin	0.5329	0.5000	ug/L	107%		66-124
4,4'-DDE	0.5563	0.5000	ug/L	111%		67-131
Endrin	0.5404	0.5000	ug/L	108%		68-135
Endosulfan II	0.5745	0.5000	ug/L	115%		71-130
Endosulfan sulfate	0.5645	0.5000	ug/L	113%		68-128
4,4'-DDD	0.5133	0.5000	ug/L	103%		65-130
Endrin aldehyde	0.5581	0.5000	ug/L	112%		67-124
Endrin ketone	0.5600	0.5000	ug/L	112%	#	69-137
4,4'-DDT	0.5693	0.5000	ug/L	114%		65-136
Methoxychlor	0.6470	0.5000	ug/L	129%		69-150
Surrogates						
TCMX	0.4841	0.5000	ug/L	97%		29-120
Decachlorobiphenyl	0.5109	0.5000	ug/L	102%		33-132

Batch QC

Type:	Lab Control Sample Duplicate	Lab ID:	QC1333390	Batch:	393289
Matrix:	Water	Method:	EPA 8081A	Prep Method:	EPA 3510C

QC1333390 Analyte	Result	Spiked	Units	Recovery	Qual	Limits	RPD	RPD Lim
alpha-BHC	0.4744	0.5000	ug/L	95%		66-121	13	20
beta-BHC	0.4731	0.5000	ug/L	95%		73-120	13	20
gamma-BHC	0.4847	0.5000	ug/L	97%		68-125	15	20
delta-BHC	0.4603	0.5000	ug/L	92%		68-131	18	20
Heptachlor	0.4617	0.5000	ug/L	92%		63-120	18	24
Aldrin	0.4135	0.5000	ug/L	83%		56-120	16	30
Heptachlor epoxide	0.4376	0.5000	ug/L	88%		65-120	16	20
Endosulfan I	0.4531	0.5000	ug/L	91%		68-124	16	20
Dieldrin	0.4530	0.5000	ug/L	91%		66-124	16	22
4,4'-DDE	0.4550	0.5000	ug/L	91%		67-131	20	21
Endrin	0.4454	0.5000	ug/L	89%		68-135	19	20
Endosulfan II	0.4835	0.5000	ug/L	97%		71-130	17	21
Endosulfan sulfate	0.4788	0.5000	ug/L	96%		68-128	16	21
4,4'-DDD	0.4251	0.5000	ug/L	85%		65-130	19	22
Endrin aldehyde	0.4835	0.5000	ug/L	97%		67-124	14	20
Endrin ketone	0.4814	0.5000	ug/L	96%	#	69-137	15	21
4,4'-DDT	0.4707	0.5000	ug/L	94%		65-136	19	23
Methoxychlor	0.5506	0.5000	ug/L	110%		69-150	16	23
Surrogates								
TCMX	0.3858	0.5000	ug/L	77%		29-120		
Decachlorobiphenyl	0.4416	0.5000	ug/L	88%		33-132		

Type:	Lab Control Sample	Lab ID:	QC1333391	Batch:	393289
Matrix:	Water	Method:	EPA 8082	Prep Method:	EPA 3510C

QC1333391 Analyte	Result	Spiked	Units	Recovery	Qual	Limits
Aroclor-1016	4.279	5.000	ug/L	86%		69-120
Aroclor-1260	4.431	5.000	ug/L	89%		72-124
Surrogates						
Decachlorobiphenyl (PCB)	0.3911	0.5000	ug/L	78%		28-138

Type:	Lab Control Sample Duplicate	Lab ID:	QC1333392	Batch:	393289
Matrix:	Water	Method:	EPA 8082	Prep Method:	EPA 3510C

QC1333392 Analyte	Result	Spiked	Units	Recovery	Qual	Limits	RPD	RPD Lim
Aroclor-1016	5.112	5.000	ug/L	102%		69-120	18	22
Aroclor-1260	4.995	5.000	ug/L	100%		72-124	12	25
Surrogates								
Decachlorobiphenyl (PCB)	0.4398	0.5000	ug/L	88%		28-138		

ENTHALPY ANALYTICAL

Batch QC

Type: Lab Control Sample	Lab ID: QC1333956	Batch: 393459
Matrix: Water	Method: EPA 8260B	Prep Method: EPA 5030B

QC1333956 Analyte	Result	Spiked	Units	Recovery	Qual	Limits
1,1-Dichloroethene	54.45	50.00	ug/L	109%		69-128
MTBE	52.46	50.00	ug/L	105%		66-125
Benzene	53.37	50.00	ug/L	107%		76-121
Trichloroethene	53.60	50.00	ug/L	107%		76-124
Toluene	52.05	50.00	ug/L	104%		76-120
Chlorobenzene	51.81	50.00	ug/L	104%		78-120
Surrogates						
Dibromofluoromethane	50.38	50.00	ug/L	101%		70-130
1,2-Dichloroethane-d4	50.99	50.00	ug/L	102%		70-130
Toluene-d8	49.83	50.00	ug/L	100%		70-130
Bromofluorobenzene	42.65	50.00	ug/L	85%		70-130

Type: Lab Control Sample Duplicate	Lab ID: QC1333957	Batch: 393459
Matrix: Water	Method: EPA 8260B	Prep Method: EPA 5030B

QC1333957 Analyte	Result	Spiked	Units	Recovery	Qual	Limits	RPD	RPD Lim
1,1-Dichloroethene	51.46	50.00	ug/L	103%		69-128	6	23
MTBE	51.66	50.00	ug/L	103%		66-125	2	22
Benzene	50.97	50.00	ug/L	102%		76-121	5	21
Trichloroethene	52.42	50.00	ug/L	105%		76-124	2	22
Toluene	51.69	50.00	ug/L	103%		76-120	1	21
Chlorobenzene	51.75	50.00	ug/L	104%		78-120	0	20
Surrogates								
Dibromofluoromethane	49.30	50.00	ug/L	99%		70-130		
1,2-Dichloroethane-d4	49.86	50.00	ug/L	100%		70-130		
Toluene-d8	50.41	50.00	ug/L	101%		70-130		
Bromofluorobenzene	43.19	50.00	ug/L	86%		70-130		

Type: Matrix Spike	Lab ID: QC1333960	Batch: 393459
Matrix (Source ID): Water (551501-001)	Method: EPA 8260B	Prep Method: EPA 5030B

QC1333960 Analyte	Result	Source Sample Result	Spiked	Units	Recovery	Qual	Limits	DF
1,1-Dichloroethene	20.37	ND	20.00	ug/L	102%		62-131	1
MTBE	19.72	ND	20.00	ug/L	99%		61-124	1
Benzene	19.95	ND	20.00	ug/L	100%		70-123	1
Trichloroethene	21.13	ND	20.00	ug/L	106%		65-131	1
Toluene	19.39	ND	20.00	ug/L	97%		69-120	1
Chlorobenzene	20.19	ND	20.00	ug/L	101%		72-121	1
Surrogates								
Dibromofluoromethane	50.46		50.00	ug/L	101%		70-130	1
1,2-Dichloroethane-d4	51.86		50.00	ug/L	104%		70-130	1
Toluene-d8	50.25		50.00	ug/L	101%		70-130	1
Bromofluorobenzene	45.23		50.00	ug/L	90%		70-130	1

ENTHALPY ANALYTICAL

Batch QC

Type:	**Matrix Spike Duplicate**	**Lab ID:**	**QC1333961**	**Batch:**	**393459**
Matrix (Source ID):	**Water (551501-001)**	**Method:**	**EPA 8260B**	**Prep Method:**	**EPA 5030B**

QC1333961 Analyte	Result	Source Sample Result	Spiked	Units	Recovery	Qual	Limits	RPD	RPD Lim	DF
1,1-Dichloroethene	24.14	ND	20.00	ug/L	121%		62-131	17	31	1
MTBE	23.26	ND	20.00	ug/L	116%		61-124	16	30	1
Benzene	23.01	ND	20.00	ug/L	115%		70-123	14	31	1
Trichloroethene	23.98	ND	20.00	ug/L	120%		65-131	13	31	1
Toluene	22.02	ND	20.00	ug/L	110%		69-120	13	29	1
Chlorobenzene	22.73	ND	20.00	ug/L	114%		72-121	12	29	1
Surrogates										
Dibromofluoromethane	50.91		50.00	ug/L	102%		70-130			1
1,2-Dichloroethane-d4	52.25		50.00	ug/L	105%		70-130			1
Toluene-d8	50.00		50.00	ug/L	100%		70-130			1
Bromofluorobenzene	44.72		50.00	ug/L	89%		70-130			1

ENTHALPY ANALYTICAL

Batch QC

Type: Blank	Lab ID: QC1333962	Batch: 393459
Matrix: Water	Method: EPA 8260B	Prep Method: EPA 5030B

QC1333962 Analyte	Result	Qual	Units	RL	MDL	Prepared	Analyzed
Carbon Disulfide	ND		ug/L	5.0	0.1	01/23/26	01/23/26
Chloroprene	ND		ug/L	200	2.7	01/23/26	01/23/26
3-Chloropropene	ND		ug/L	5.0	0.2	01/23/26	01/23/26
Ethyl methacrylate	ND		ug/L	50	3.9	01/23/26	01/23/26
Ethanol	ND		ug/L	500	160	01/23/26	01/23/26
2-Hexanone	ND		ug/L	5.0	1.3	01/23/26	01/23/26
Isopropanol (IPA)	ND		ug/L	200	96	01/23/26	01/23/26
Methyl acrylonitrile	ND		ug/L	35	4.2	01/23/26	01/23/26
Vinyl Acetate	ND		ug/L	50	3.2	01/23/26	01/23/26
Acrolein	ND		ug/L	200	2.6	01/23/26	01/23/26
Acrylonitrile	ND		ug/L	10	0.7	01/23/26	01/23/26
Freon 12	ND		ug/L	5.0	0.2	01/23/26	01/23/26
Chloromethane	ND		ug/L	5.0	0.09	01/23/26	01/23/26
Vinyl Chloride	ND		ug/L	5.0	0.1	01/23/26	01/23/26
Bromomethane	ND		ug/L	5.0	0.1	01/23/26	01/23/26
Chloroethane	ND		ug/L	5.0	0.1	01/23/26	01/23/26
Trichlorofluoromethane	ND		ug/L	5.0	0.1	01/23/26	01/23/26
Iodomethane	ND		ug/L	20		01/23/26	01/23/26
Acetone	ND		ug/L	100	14	01/23/26	01/23/26
Freon 113	ND		ug/L	5.0	0.1	01/23/26	01/23/26
1,1-Dichloroethene	ND		ug/L	5.0	0.1	01/23/26	01/23/26
Methylene Chloride	ND		ug/L	10	0.2	01/23/26	01/23/26
MTBE	ND		ug/L	5.0	0.1	01/23/26	01/23/26
trans-1,2-Dichloroethene	ND		ug/L	5.0	0.1	01/23/26	01/23/26
1,1-Dichloroethane	ND		ug/L	5.0	0.09	01/23/26	01/23/26
2-Butanone	ND		ug/L	10	1.3	01/23/26	01/23/26
cis-1,2-Dichloroethene	ND		ug/L	5.0	0.1	01/23/26	01/23/26
2,2-Dichloropropane	ND		ug/L	5.0	0.2	01/23/26	01/23/26
Chloroform	ND		ug/L	5.0	0.08	01/23/26	01/23/26
Bromochloromethane	ND		ug/L	5.0	0.1	01/23/26	01/23/26
1,1,1-Trichloroethane	ND		ug/L	5.0	0.1	01/23/26	01/23/26
1,1-Dichloropropene	ND		ug/L	5.0	0.1	01/23/26	01/23/26
Carbon Tetrachloride	ND		ug/L	5.0	0.1	01/23/26	01/23/26
1,2-Dichloroethane	ND		ug/L	5.0	0.2	01/23/26	01/23/26
Benzene	ND		ug/L	1.0	0.1	01/23/26	01/23/26
Trichloroethene	ND		ug/L	5.0	0.1	01/23/26	01/23/26
1,2-Dichloropropane	ND		ug/L	5.0	0.09	01/23/26	01/23/26
Bromodichloromethane	ND		ug/L	5.0	0.07	01/23/26	01/23/26
Dibromomethane	ND		ug/L	5.0	0.1	01/23/26	01/23/26
4-Methyl-2-Pentanone	ND		ug/L	5.0	1.0	01/23/26	01/23/26
cis-1,3-Dichloropropene	ND		ug/L	5.0	0.1	01/23/26	01/23/26
Toluene	ND		ug/L	5.0	0.1	01/23/26	01/23/26
trans-1,3-Dichloropropene	ND		ug/L	5.0	0.09	01/23/26	01/23/26
1,1,2-Trichloroethane	ND		ug/L	5.0	0.1	01/23/26	01/23/26
1,3-Dichloropropane	ND		ug/L	5.0	0.07	01/23/26	01/23/26
Tetrachloroethene	ND		ug/L	5.0	0.2	01/23/26	01/23/26
Dibromochloromethane	ND		ug/L	5.0	0.1	01/23/26	01/23/26

ENTHALPY ANALYTICAL

Batch QC

QC1333962 Analyte	Result	Qual	Units	RL	MDL	Prepared	Analyzed
1,2-Dibromoethane	ND		ug/L	5.0	0.1	01/23/26	01/23/26
Chlorobenzene	ND		ug/L	5.0	0.1	01/23/26	01/23/26
1,1,1,2-Tetrachloroethane	ND		ug/L	5.0	0.07	01/23/26	01/23/26
Ethylbenzene	ND		ug/L	5.0	0.1	01/23/26	01/23/26
m,p-Xylenes	ND		ug/L	5.0	0.2	01/23/26	01/23/26
o-Xylene	ND		ug/L	5.0	0.1	01/23/26	01/23/26
Styrene	ND		ug/L	5.0	0.1	01/23/26	01/23/26
Bromoform	ND		ug/L	5.0	0.06	01/23/26	01/23/26
Isopropylbenzene	ND		ug/L	5.0	0.1	01/23/26	01/23/26
1,1,2,2-Tetrachloroethane	ND		ug/L	5.0	0.1	01/23/26	01/23/26
1,2,3-Trichloropropane	ND		ug/L	5.0	0.3	01/23/26	01/23/26
Propylbenzene	ND		ug/L	5.0	0.1	01/23/26	01/23/26
Bromobenzene	ND		ug/L	5.0	0.1	01/23/26	01/23/26
1,3,5-Trimethylbenzene	ND		ug/L	5.0	0.1	01/23/26	01/23/26
2-Chlorotoluene	ND		ug/L	5.0	0.1	01/23/26	01/23/26
4-Chlorotoluene	ND		ug/L	5.0	0.2	01/23/26	01/23/26
tert-Butylbenzene	ND		ug/L	5.0	0.1	01/23/26	01/23/26
1,2,4-Trimethylbenzene	ND		ug/L	5.0	0.1	01/23/26	01/23/26
sec-Butylbenzene	ND		ug/L	5.0	0.2	01/23/26	01/23/26
para-Isopropyl Toluene	ND		ug/L	5.0	0.2	01/23/26	01/23/26
1,3-Dichlorobenzene	ND		ug/L	5.0	0.1	01/23/26	01/23/26
1,4-Dichlorobenzene	ND		ug/L	5.0	0.2	01/23/26	01/23/26
n-Butylbenzene	ND		ug/L	5.0	0.1	01/23/26	01/23/26
1,2-Dichlorobenzene	ND		ug/L	5.0	0.1	01/23/26	01/23/26
1,2-Dibromo-3-Chloropropane	ND		ug/L	5.0	0.6	01/23/26	01/23/26
1,2,4-Trichlorobenzene	ND		ug/L	5.0	0.3	01/23/26	01/23/26
Hexachlorobutadiene	ND		ug/L	5.0	0.3	01/23/26	01/23/26
1,2,3-Trichlorobenzene	ND		ug/L	5.0	0.3	01/23/26	01/23/26
cis-1,4-Dichloro-2-butene	ND		ug/L	5.0	0.3	01/23/26	01/23/26
trans-1,4-Dichloro-2-butene	ND		ug/L	5.0	0.3	01/23/26	01/23/26
Xylene (total)	ND		ug/L	5.0		01/23/26	01/23/26
Surrogates				**Limits**			
Dibromofluoromethane	98%		%REC	70-130		01/23/26	01/23/26
1,2-Dichloroethane-d4	102%		%REC	70-130		01/23/26	01/23/26
Toluene-d8	99%		%REC	70-130		01/23/26	01/23/26
Bromofluorobenzene	89%		%REC	70-130		01/23/26	01/23/26

Type: Blank **Lab ID:** QC1333497 **Batch:** 393324
Matrix: Water **Method:** EPA 8270C-SIM **Prep Method:** EPA 3535

QC1333497 Analyte	Result	Qual	Units	RL	MDL	Prepared	Analyzed
1,4-Dioxane	ND		ug/L	1.0	0.87	01/22/26	01/23/26
Surrogates				**Limits**			
1,4-Dioxane-d8 (SUR)	97%		%REC	80-120		01/22/26	01/23/26

ENTHALPY ANALYTICAL

Batch QC

Type:	**Lab Control Sample**	**Lab ID:**	**QC1333498**	**Batch:**	**393324**
Matrix:	**Water**	**Method:**	**EPA 8270C-SIM**	**Prep Method:**	**EPA 3535**

QC1333498 Analyte	Result	Spiked	Units	Recovery	Qual	Limits
1,4-Dioxane	9.144	10.00	ug/L	91%		79-120
Surrogates						
1,4-Dioxane-d8 (SUR)	9.794	10.00	ug/L	98%		80-120

Type:	**Lab Control Sample Duplicate**	**Lab ID:**	**QC1333499**	**Batch:**	**393324**
Matrix:	**Water**	**Method:**	**EPA 8270C-SIM**	**Prep Method:**	**EPA 3535**

QC1333499 Analyte	Result	Spiked	Units	Recovery	Qual	Limits	RPD	RPD Lim
1,4-Dioxane	9.419	10.00	ug/L	94%		79-120	3	20
Surrogates								
1,4-Dioxane-d8 (SUR)	9.808	10.00	ug/L	98%		80-120		

Type:	**Blank**	**Lab ID:**	**QC1333367**	**Batch:**	**393281**
Matrix:	**Water**	**Method:**	**SM 4500-CN-E**	**Prep Method:**	**METHOD**

QC1333367 Analyte	Result	Qual	Units	RL	MDL	Prepared	Analyzed
Cyanide	ND		mg/L	0.0050	0.0017	01/22/26	01/23/26

Type:	**Lab Control Sample**	**Lab ID:**	**QC1333368**	**Batch:**	**393281**
Matrix:	**Water**	**Method:**	**SM 4500-CN-E**	**Prep Method:**	**METHOD**

QC1333368 Analyte	Result	Spiked	Units	Recovery	Qual	Limits
Cyanide	0.1016	0.1000	mg/L	102%		85-115

Type:	**Matrix Spike**	**Lab ID:**	**QC1333421**	**Batch:**	**393281**
Matrix (Source ID):	**Drinking Water (551370-001)**	**Method:**	**SM 4500-CN-E**	**Prep Method:**	**METHOD**

QC1333421 Analyte	Result	Source Sample Result	Spiked	Units	Recovery	Qual	Limits	DF
Cyanide	0.1013	ND	0.1000	mg/L	101%		80-120	0.5

Type:	**Matrix Spike Duplicate**	**Lab ID:**	**QC1333422**	**Batch:**	**393281**
Matrix (Source ID):	**Drinking Water (551370-001)**	**Method:**	**SM 4500-CN-E**	**Prep Method:**	**METHOD**

QC1333422 Analyte	Result	Source Sample Result	Spiked	Units	Recovery	Qual	Limits	RPD	RPD Lim	DF
Cyanide	0.1022	ND	0.1000	mg/L	102%		80-120	1	20	0.5

ENTHALPY ANALYTICAL

Batch QC

Type:	Matrix Spike	Lab ID:	QC1333423	Batch:	393281
Matrix (Source ID):	Drinking Water (551372-001)	Method:	SM 4500-CN-E	Prep Method:	METHOD

QC1333423 Analyte	Result	Source Sample Result	Spiked	Units	Recovery	Qual	Limits	DF
Cyanide	0.1045	ND	0.1000	mg/L	105%		80-120	0.5

Type:	Matrix Spike Duplicate	Lab ID:	QC1333424	Batch:	393281
Matrix (Source ID):	Drinking Water (551372-001)	Method:	SM 4500-CN-E	Prep Method:	METHOD

QC1333424 Analyte	Result	Source Sample Result	Spiked	Units	Recovery	Qual	Limits	RPD	RPD Lim	DF
Cyanide	0.1025	ND	0.1000	mg/L	102%		80-120	2	20	0.5

Type:	Blank	Lab ID:	QC1334022	Batch:	393476
Matrix:	Water	Method:	SM 4500-S2-D	Prep Method:	METHOD

QC1334022 Analyte	Result	Qual	Units	RL	MDL	Prepared	Analyzed
Sulfide	ND		mg/L	0.10		01/24/26	01/24/26

Type:	Lab Control Sample	Lab ID:	QC1334023	Batch:	393476
Matrix:	Water	Method:	SM 4500-S2-D	Prep Method:	METHOD

QC1334023 Analyte	Result	Spiked	Units	Recovery	Qual	Limits
Sulfide	0.9000	1.000	mg/L	90%		90-110

Type:	Matrix Spike	Lab ID:	QC1334102	Batch:	393476
Matrix (Source ID):	Water (551157-002)	Method:	SM 4500-S2-D	Prep Method:	METHOD

QC1334102 Analyte	Result	Source Sample Result	Spiked	Units	Recovery	Qual	Limits	DF
Sulfide	0.8000	ND	1.000	mg/L	80%		80-120	1

Type:	Matrix Spike Duplicate	Lab ID:	QC1334103	Batch:	393476
Matrix (Source ID):	Water (551157-002)	Method:	SM 4500-S2-D	Prep Method:	METHOD

QC1334103 Analyte	Result	Source Sample Result	Spiked	Units	Recovery	Qual	Limits	RPD	RPD Lim	DF
Sulfide	0.8000	ND	1.000	mg/L	80%		80-120	0	20	1

Type:	Blank	Lab ID:	QC1335183	Batch:	393811
Matrix:	Water	Method:	SM 5310B	Prep Method:	SM 5310B

QC1335183 Analyte	Result	Qual	Units	RL	MDL	Prepared	Analyzed
Total Organic Carbon	ND		mg/L	1.0	0.49	01/28/26	01/28/26

ENTHALPY ANALYTICAL

Batch QC

Type: Lab Control Sample	Lab ID: QC1335184	Batch: 393811
Matrix: Water	Method: SM 5310B	Prep Method: SM 5310B

QC1335184 Analyte	Result	Spiked	Units	Recovery	Qual	Limits
Total Organic Carbon	23.37	25.00	mg/L	93%		85-115

Type: Matrix Spike	Lab ID: QC1335185	Batch: 393811
Matrix (Source ID): Water (551716-001)	Method: SM 5310B	Prep Method: SM 5310B

QC1335185 Analyte	Result	Source Sample Result	Spiked	Units	Recovery	Qual	Limits	DF
Total Organic Carbon	73,450	58950	12500	mg/L	116%	NM	75-125	500

Type: Matrix Spike Duplicate	Lab ID: QC1335186	Batch: 393811
Matrix (Source ID): Water (551716-001)	Method: SM 5310B	Prep Method: SM 5310B

QC1335186 Analyte	Result	Source Sample Result	Spiked	Units	Recovery	Qual	Limits	RPD	RPD Lim	DF
Total Organic Carbon	71,500	58950	12500	mg/L	100%	NM	75-125	3	25	500

Type: Sample Duplicate	Lab ID: QC1333588	Batch: 393348
Matrix (Source ID): Water (551426-001)	Method: SM2130B	

QC1333588 Analyte	Result	Source Sample Result	Units	Qual	RPD	RPD Lim	DF
Turbidity	ND	ND	NTU			20	1

Type: Blank	Lab ID: QC1335675	Batch: 393948
Matrix: Water	Method: SM2320B	Prep Method: METHOD

QC1335675 Analyte	Result	Qual	Units	RL	MDL	Prepared	Analyzed
Bicarbonate	ND		mg/L	2.0		01/30/26	01/30/26
Alkalinity, Total as CaCO3	ND		mg/L	2.0		01/30/26	01/30/26

Type: Lab Control Sample	Lab ID: QC1335676	Batch: 393948
Matrix: Water	Method: SM2320B	Prep Method: METHOD

QC1335676 Analyte	Result	Spiked	Units	Recovery	Qual	Limits
Alkalinity, Total as CaCO3	99.15	100.0	mg/L	99%		90-110

ENTHALPY ANALYTICAL

Batch QC

Type:	Sample Duplicate	Lab ID:	QC1335677	Batch:	393948
Matrix (Source ID):	Water (551157-001)	Method:	SM2320B	Prep Method:	METHOD

QC1335677 Analyte	Result	Source Sample Result	Units	Qual	RPD	RPD Lim	DF
Bicarbonate	384.6	396.4	mg/L		3	20	2.5
Alkalinity, Total as CaCO3	315.3	324.9	mg/L		3	20	2.5

Type:	Sample Duplicate	Lab ID:	QC1334831	Batch:	393705
Matrix (Source ID):	Water (551218-001)	Method:	SM2510B	Prep Method:	METHOD

QC1334831 Analyte	Result	Source Sample Result	Units	Qual	RPD	RPD Lim	DF
Specific Conductance	11,860	11610	umhos/cm		2	20	1

Type:	Sample Duplicate	Lab ID:	QC1334832	Batch:	393705
Matrix (Source ID):	Water (551613-002)	Method:	SM2510B	Prep Method:	METHOD

QC1334832 Analyte	Result	Source Sample Result	Units	Qual	RPD	RPD Lim	DF
Specific Conductance	55.18	55.04	umhos/cm		0	20	1

Type:	Blank	Lab ID:	QC1334871	Batch:	393700
Matrix:	Drinking Water	Method:	SM2540C	Prep Method:	METHOD

QC1334871 Analyte	Result	Qual	Units	RL	MDL	Prepared	Analyzed
Total Dissolved Solids	ND		mg/L	10		01/27/26	01/29/26

Type:	Lab Control Sample	Lab ID:	QC1334872	Batch:	393700
Matrix:	Drinking Water	Method:	SM2540C	Prep Method:	METHOD

QC1334872 Analyte	Result	Spiked	Units	Recovery	Qual	Limits
Total Dissolved Solids	996.0	1000	mg/L	100%		90-110

Type:	Sample Duplicate	Lab ID:	QC1334874	Batch:	393700
Matrix (Source ID):	Water (551517-001)	Method:	SM2540C	Prep Method:	METHOD

QC1334874 Analyte	Result	Source Sample Result	Units	Qual	RPD	RPD Lim	DF
Total Dissolved Solids	4,876	4764	mg/L		2	5	4

Type:	Blank	Lab ID:	QC1335712	Batch:	393959
Matrix:	Water	Method:	SM2540D	Prep Method:	METHOD

QC1335712 Analyte	Result	Qual	Units	RL	MDL	Prepared	Analyzed
Total Suspended Solids	ND		mg/L	0.5		01/29/26	01/30/26

ENTHALPY ANALYTICAL

Batch QC

Type:	Lab Control Sample	Lab ID:	QC1335713	Batch:	393959
Matrix:	Water	Method:	SM2540D	Prep Method:	METHOD

QC1335713 Analyte	Result	Spiked	Units	Recovery	Qual	Limits
Total Suspended Solids	99.25	100.0	mg/L	99%		90-110

Type:	Lab Control Sample Duplicate	Lab ID:	QC1335714	Batch:	393959
Matrix:	Water	Method:	SM2540D	Prep Method:	METHOD

QC1335714 Analyte	Result	Spiked	Units	Recovery	Qual	Limits	RPD	RPD Lim
Total Suspended Solids	100.1	100.0	mg/L	100%		90-110	1	5

Type:	Sample Duplicate	Lab ID:	QC1335715	Batch:	393959
Matrix (Source ID):	Water (551100-004)	Method:	SM2540D	Prep Method:	METHOD

QC1335715 Analyte	Result	Source Sample Result	Units	Qual	RPD	RPD Lim	DF
Total Suspended Solids	1,125	1115	mg/L		1	5	1

Type:	Sample Duplicate	Lab ID:	QC1335716	Batch:	393959
Matrix (Source ID):	Water (551403-001)	Method:	SM2540D	Prep Method:	METHOD

QC1335716 Analyte	Result	Source Sample Result	Units	Qual	RPD	RPD Lim	DF
Total Suspended Solids	1,063	1058	mg/L		0	5	1

Type:	Blank	Lab ID:	QC1333721	Batch:	393384
Matrix:	Water	Method:	SM5210B	Prep Method:	METHOD

QC1333721 Analyte	Result	Qual	Units	RL	MDL	Prepared	Analyzed
Biochemical Oxygen Demand	ND		mg/L	3.0		01/23/26 10:40	01/28/26 16:53

Type:	Lab Control Sample	Lab ID:	QC1333722	Batch:	393384
Matrix:	Water	Method:	SM5210B	Prep Method:	METHOD

QC1333722 Analyte	Result	Spiked	Units	Recovery	Qual	Limits
Biochemical Oxygen Demand	199.9	198.0	mg/L	101%		84.6-115.4

Type:	Sample Duplicate	Lab ID:	QC1333723	Batch:	393384
Matrix (Source ID):	Water (551100-004)	Method:	SM5210B	Prep Method:	METHOD

QC1333723 Analyte	Result	Source Sample Result	Units	Qual	RPD	RPD Lim	DF
Biochemical Oxygen Demand	2,438	2388	mg/L		2	30	1

ENTHALPY ANALYTICAL

Batch QC

Type: Blank	**Lab ID: QC1335140**	**Batch: 393801**
Matrix: Water	**Method: SM5220D**	**Prep Method: SM 5220D**

QC1335140 Analyte	Result	Qual	Units	RL	MDL	Prepared	Analyzed
Chemical Oxygen Demand	ND		mg/L	4.0	2.0	01/28/26	01/28/26

Type: Lab Control Sample	**Lab ID: QC1335141**	**Batch: 393801**
Matrix: Water	**Method: SM5220D**	**Prep Method: SM 5220D**

QC1335141 Analyte	Result	Spiked	Units	Recovery	Qual	Limits
Chemical Oxygen Demand	962.0	1000	mg/L	96%		90-110

Type: Matrix Spike	**Lab ID: QC1335142**	**Batch: 393801**
Matrix (Source ID): Water (551403-001)	**Method: SM5220D**	**Prep Method: SM 5220D**

QC1335142 Analyte	Result	Source Sample Result	Spiked	Units	Recovery	Qual	Limits	DF
Chemical Oxygen Demand	1,344	343.0	1000	mg/L	100%		75-125	2

Type: Matrix Spike Duplicate	**Lab ID: QC1335143**	**Batch: 393801**
Matrix (Source ID): Water (551403-001)	**Method: SM5220D**	**Prep Method: SM 5220D**

QC1335143 Analyte	Result	Source Sample Result	Spiked	Units	Recovery	Qual	Limits	RPD	RPD Lim	DF
Chemical Oxygen Demand	1,338	343.0	1000	mg/L	100%		75-125	0	20	2

#	CCV drift outside limits; average CCV drift within limits per method requirements
*	Value is outside QC limits
E	Response exceeds instrument's linear range
ND	Not Detected
NM	Not Meaningful

Laboratory Job Number 551403

Subcontracted Products

Pace Laboratories

Date of Report: 01/29/2026

David Tripp

Enthalpy Laboratories-Orange
931 West Barkley Avenue
Orange, CA 92868

Client Project:	[none]
Pace Project:	Chiquita Canyon Landfill Stormwater
Pace Work Order:	2601234
Invoice ID:	B530601

Enclosed are the results of analyses for samples received by the laboratory on 1/23/2026. If you have any questions concerning this report, please feel free to contact me.

Sincerely,

Contact Person: Ragen Williams
Client Service Rep

Steven Bennett
Operations Manager

Table of Contents

Sample Information

Chain of Custody and Cooler Receipt form 3
Laboratory / Client Sample Cross Reference 5

Sample Results

2601234-01 - SOUTH BASIN - EASTERN INLET

Organo-Phosphorus Pesticide Analysis (EPA Method 8141A) 6

Quality Control Reports

Organo-Phosphorus Pesticide Analysis (EPA Method 8141A)

Method Blank Analysis 7
Laboratory Control Sample 8
Precision and Accuracy 9

Notes

Notes and Definitions 10

The results in this report apply to the samples analyzed in accordance with the chain of custody document. This analytical report must be reproduced in its entirety.
All results listed in this report are for the exclusive use of the submitting party. Pace Analytical assumes no responsibility for report alteration, separation, detachment or third party interpretation.

2601234

ENTHALPY ANALYTICAL

931 West Barkley Ave
Orange, CA 92868
(714) 771-6900

2601234

Subcontract Laboratory:
Pace Laboratories
4100 Atlas Court
Bakersfield, CA 93308
ATTN: Ragen Schallock
PO #: Required, to be sent via email

Enthalpy Order: EO-551403
PM: David Tripp
Email: david.tripp@enthalpy.com
CC: incomingreports@enthalpy.com
Phone: 657-581-4710

Results Due: Standard TAT
Report Level: II
Report To: MDL
EDDs: ELM_TransferOut (Standard Excel Transfer EDD, 3 tabs)

Notes:
CHIQUITA Stormwater

Sample ID	Collected	Lab ID	# Cont.	Matrix	Analysis Requested	Comment
SOUTH BASIN - EASTERN INLET	22-JAN-2026 08:30	551403-001	1	Water	Organophosphorus Pesticides	

Notes:	Relinquished By:	Received By:
	Date:	Date: 1/23/26 1050
	Date:	Date:
	Date:	Date:

CHK BY CL2

DISTRIBUTION SUB OUT

1 of 1

The results in this report apply to the samples analyzed in accordance with the chain of custody document. This analytical report must be reproduced in its entirety.
All results listed in this report are for the exclusive use of the submitting party. Pace Analytical assumes no responsibility for report alteration, separation, detachment or third party interpretation.

PACE ANALYTICAL	COOLER RECEIPT FORM	Page 1 Of 1
Submission #: 2601234		

SHIPPING INFORMATION	SHIPPING CONTAINER	FREE LIQUID
Fed Ex ☐ UPS ☐ GSO / GLS ☑ Hand Delivery ☐	Ice Chest ☑ None ☐ Box ☐	YES ☑ NO ☐
Pace Lab Field Service ☐ Other ☐ (Specify)_____	Other ☐ (Specify)_____	W / S

Refrigerant: Ice ☑ Blue Ice ☐ None ☐ Other ☐ Comments:

Custody Seals Ice Chest ☐ Intact? Yes ☐ No ☐ Containers ☐ Intact? Yes ☐ No ☐ None ☑ Comments:

All samples received? Yes ☑ No ☐ All samples containers intact? Yes ☑ No ☐ Description(s) match COC? Yes ☑ No ☐

COC Received ☑ YES ☐ NO

Emissivity: 0.97 Container: N/A Thermometer ID: 766

Temperature: (A) 4.1 °C / (C) 4.2 °C

Date/Time 1/27/26

Analyst Init TJL 1050

RLB 1/23/26

SAMPLE CONTAINERS	SAMPLE NUMBERS									
	1	2	3	4	5	6	7	8	9	10
QT PE UNPRES										
4oz / 8oz / 16oz PE UNPRES										
2oz Cr^{+6}										
QT INORGANIC CHEMICAL METALS										
INORGANIC CHEMICAL METALS 4oz / 8oz / 16oz										
PT CYANIDE										
PT NITROGEN FORMS										
PT TOTAL SULFIDE										
2oz. NITRATE / NITRITE										
PT TOTAL ORGANIC CARBON										
PT CHEMICAL OXYGEN DEMAND										
PtA PHENOLICS										
40ml VOA VIAL TRAVEL BLANK										
40ml VOA VIAL										
QT EPA 1664B										
PT ODOR										
RADIOLOGICAL										
BACTERIOLOGICAL										
40 ml VOA VIAL- 504										
QT EPA 508/608.3/8081A										
QT EPA 515.1/8151A										
QT EPA 525.2										
QT EPA 525.2 TRAVEL BLANK										
40ml EPA 547										
40ml EPA 531.1										
8oz EPA 548.1										
QT EPA 549.2										
QT EPA 8015M										
QT EPA 8270C										
8oz / 16oz / (32oz) AMBER	A									
8oz / 16oz / 32oz JAR										
SOIL SLEEVE										
PCB VIAL										
PLASTIC BAG										
TEDLAR BAG										
FERROUS IRON										
ENCORE										
SMART KIT										
SUMMA CANISTER										

Comments:

Sample Numbering Completed By: RLB Date/Time: 1/23/26 1615

A = Actual / C = Corrected

Rev 23 05/20/22

[S:\WPDoc\WordPerfect\LAB_DOCS\FORMS\SAMREC rev 20]

The results in this report apply to the samples analyzed in accordance with the chain of custody document. This analytical report must be reproduced in its entirety.
All results listed in this report are for the exclusive use of the submitting party. Pace Analytical assumes no responsibility for report alteration, separation, detachment or third party interpretation.

Pace Analytical®
ENVIRONMENTAL SCIENCES

Enthalpy Laboratories-Orange
931 West Barkley Avenue
Orange, CA 92868

Reported: 01/29/2026 14:09
Project: Chiquita Canyon Landfill Stormwater
Project Number: [none]
Project Manager: David Tripp

Laboratory / Client Sample Cross Reference

Laboratory	Client Sample Information			
2601234-01	**COC Number:**	---	**Receive Date:**	01/23/2026 10:50
	Project Number:	---	**Sampling Date:**	01/22/2026 08:30
	Sampling Location:	---	**Sample Depth:**	---
	Sampling Point:	SOUTH BASIN - EASTERN INLET	**Lab Matrix:**	Water
	Sampled By:	Client	**Sample Type:**	Stormwater Runoff

The results in this report apply to the samples analyzed in accordance with the chain of custody document. This analytical report must be reproduced in its entirety.
All results listed in this report are for the exclusive use of the submitting party. Pace Analytical assumes no responsibility for report alteration, separation, detachment or third party interpretation.

Pace Analytical®
ENVIRONMENTAL SCIENCES

Enthalpy Laboratories-Orange
931 West Barkley Avenue
Orange, CA 92868

Reported: 01/29/2026 14:09
Project: Chiquita Canyon Landfill Stormwater
Project Number: [none]
Project Manager: David Tripp

Organo-Phosphorus Pesticide Analysis (EPA Method 8141A)

Pace Sample ID: 2601234-01 | **Client Sample Name:** SOUTH BASIN - EASTERN INLET, 1/22/2026 8:30:00AM, Client

Constituent	Result	Units	PQL	MDL	Method	MB Bias	Lab Quals	DCN
Azinphos methyl	ND	ug/L	0.50	0.12	EPA-8141A	ND		1
Bolstar	ND	ug/L	0.20	0.050	EPA-8141A	ND		1
Chlorpyrifos	ND	ug/L	0.20	0.050	EPA-8141A	ND		1
Coumaphos	ND	ug/L	0.50	0.11	EPA-8141A	ND		1
Demeton O/S	ND	ug/L	0.20	0.056	EPA-8141A	ND		1
Diazinon	ND	ug/L	0.20	0.050	EPA-8141A	ND		1
Dichlorvos	ND	ug/L	0.20	0.050	EPA-8141A	ND		1
Disulfoton	ND	ug/L	0.20	0.050	EPA-8141A	ND		1
Ethoprop	ND	ug/L	0.20	0.052	EPA-8141A	ND		1
Fensulfothion	ND	ug/L	0.20	0.051	EPA-8141A	ND		1
Fenthion	ND	ug/L	0.20	0.050	EPA-8141A	ND		1
Merphos	ND	ug/L	0.20	0.050	EPA-8141A	ND		1
Methyl parathion	ND	ug/L	0.20	0.050	EPA-8141A	ND		1
Mevinphos	ND	ug/L	0.20	0.050	EPA-8141A	ND		1
Naled	ND	ug/L	0.50	0.17	EPA-8141A	ND		1
Phorate	ND	ug/L	0.20	0.066	EPA-8141A	ND		1
Ronnel (Fenchlorphos)	ND	ug/L	0.20	0.050	EPA-8141A	ND		1
Stirophos (Tetrachlorvinphos)	ND	ug/L	0.20	0.082	EPA-8141A	ND		1
Tokuthion (Prothiofos)	ND	ug/L	0.20	0.050	EPA-8141A	ND		1
Trichloronate	ND	ug/L	0.20	0.050	EPA-8141A	ND		1
Triphenylphosphate (Surrogate)	46.8	%	50 - 130 (LCL - UCL)		EPA-8141A		S09	1

DCN	Method	Prep Date	Run Date/Time	Analyst	Instrument	Dilution	QC Batch ID	Prep Method
1	EPA-8141A	01/27/26 19:30	01/28/26 21:54	IJC	GC-18	0.966	B225931	EPA 3510C

DCN = Data Continuation Number

The results in this report apply to the samples analyzed in accordance with the chain of custody document. This analytical report must be reproduced in its entirety.
All results listed in this report are for the exclusive use of the submitting party. Pace Analytical assumes no responsibility for report alteration, separation, detachment or third party interpretation.

Enthalpy Laboratories-Orange
931 West Barkley Avenue
Orange, CA 92868

Reported: 01/29/2026 14:09
Project: Chiquita Canyon Landfill Stormwater
Project Number: [none]
Project Manager: David Tripp

Organo-Phosphorus Pesticide Analysis (EPA Method 8141A)

Quality Control Report - Method Blank Analysis

Constituent	QC Sample ID	MB Result	Units	PQL	MDL	Lab Quals	Run #
QC Batch ID: B225931							
Azinphos methyl	B225931-BLK1	ND	ug/L	0.50	0.12		1
Bolstar	B225931-BLK1	ND	ug/L	0.20	0.050		1
Chlorpyrifos	B225931-BLK1	ND	ug/L	0.20	0.050		1
Coumaphos	B225931-BLK1	ND	ug/L	0.50	0.11		1
Demeton O/S	B225931-BLK1	ND	ug/L	0.20	0.056		1
Diazinon	B225931-BLK1	ND	ug/L	0.20	0.050		1
Dichlorvos	B225931-BLK1	ND	ug/L	0.20	0.050		1
Disulfoton	B225931-BLK1	ND	ug/L	0.20	0.050		1
Ethoprop	B225931-BLK1	ND	ug/L	0.20	0.052		1
Fensulfothion	B225931-BLK1	ND	ug/L	0.20	0.051		1
Fenthion	B225931-BLK1	ND	ug/L	0.20	0.050		1
Merphos	B225931-BLK1	ND	ug/L	0.20	0.050		1
Methyl parathion	B225931-BLK1	ND	ug/L	0.20	0.050		1
Mevinphos	B225931-BLK1	ND	ug/L	0.20	0.050		1
Naled	B225931-BLK1	ND	ug/L	0.50	0.17		1
Phorate	B225931-BLK1	ND	ug/L	0.20	0.066		1
Ronnel (Fenchlorphos)	B225931-BLK1	ND	ug/L	0.20	0.050		1
Stirophos (Tetrachlorvinphos)	B225931-BLK1	ND	ug/L	0.20	0.082		1
Tokuthion (Prothiofos)	B225931-BLK1	ND	ug/L	0.20	0.050		1
Trichloronate	B225931-BLK1	ND	ug/L	0.20	0.050		1
Triphenylphosphate (Surrogate)	**B225931-BLK1**	**81.6**	%	**50 - 130 (LCL - UCL)**			1

Run #	QC Sample ID	QC Type	Method	Prep Date	Run Date Time	Analyst	Instrument	Dilution
1	B225931-BLK1	PB	EPA-8141A	01/27/26	01/28/26 17:57	IJC	GC-18	1

The results in this report apply to the samples analyzed in accordance with the chain of custody document. This analytical report must be reproduced in its entirety.
All results listed in this report are for the exclusive use of the submitting party. Pace Analytical assumes no responsibility for report alteration, separation, detachment or third party interpretation.

Pace Analytical®
ENVIRONMENTAL SCIENCES

Enthalpy Laboratories-Orange
931 West Barkley Avenue
Orange, CA 92868

Reported: 01/29/2026 14:09
Project: Chiquita Canyon Landfill Stormwater
Project Number: [none]
Project Manager: David Tripp

Organo-Phosphorus Pesticide Analysis (EPA Method 8141A)

Quality Control Report - Laboratory Control Sample

Constituent	QC Sample ID	Type	Result	Spike Level	Units	Percent Recovery	RPD	Control Limits Percent Recovery	Control Limits RPD	Lab Quals	Run #
QC Batch ID: B225931											
Bolstar	B225931-BS1	LCS	2.0400	2.0000	ug/L	102		50 - 130			1
Chlorpyrifos	B225931-BS1	LCS	1.6800	2.0000	ug/L	84.0		60 - 120			1
Diazinon	B225931-BS1	LCS	1.6750	2.0000	ug/L	83.8		60 - 130			1
Methyl parathion	B225931-BS1	LCS	1.7100	2.0000	ug/L	85.5		60 - 120			1
Mevinphos	B225931-BS1	LCS	1.4400	2.0000	ug/L	72.0		50 - 120			1
Ronnel (Fenchlorphos)	B225931-BS1	LCS	1.8550	2.0000	ug/L	92.8		50 - 120			1
Stirophos (Tetrachlorvinphos)	B225931-BS1	LCS	1.9950	2.0000	ug/L	99.8		50 - 120			1
Triphenylphosphate (Surrogate)	B225931-BS1	LCS	2.1600	2.5000	ug/L	86.4		50 - 130			1

Run #	QC Sample ID	QC Type	Method	Prep Date	Run Date Time	Analyst	Instrument	Dilution
1	B225931-BS1	LCS	EPA-8141A	01/27/26	01/28/26 18:27	IJC	GC-18	1

The results in this report apply to the samples analyzed in accordance with the chain of custody document. This analytical report must be reproduced in its entirety.
All results listed in this report are for the exclusive use of the submitting party. Pace Analytical assumes no responsibility for report alteration, separation, detachment or third party interpretation.

Pace Analytical®
ENVIRONMENTAL SCIENCES

Enthalpy Laboratories-Orange
931 West Barkley Avenue
Orange, CA 92868

Reported: 01/29/2026 14:09
Project: Chiquita Canyon Landfill Stormwater
Project Number: [none]
Project Manager: David Tripp

Organo-Phosphorus Pesticide Analysis (EPA Method 8141A)

Quality Control Report - Precision & Accuracy

Constituent	Type	Source Sample ID	Source Result	Result	Spike Added	Units	RPD	Percent Recovery	Control Limits RPD	Control Limits Percent Recovery	Lab Quals	R#
QC Batch ID: B225931	Used client sample: N											
Bolstar	MS	2600963-03	ND	2.0350	2.0000	ug/L		102		60 - 120		1
	MSD	2600963-03	ND	2.0700	2.0000	ug/L	1.7	104	30	60 - 120		2
Chlorpyrifos	MS	2600963-03	ND	1.8400	2.0000	ug/L		92.0		60 - 120		1
	MSD	2600963-03	ND	1.7250	2.0000	ug/L	6.5	86.2	30	60 - 120		2
Diazinon	MS	2600963-03	ND	1.7850	2.0000	ug/L		89.2		60 - 130		1
	MSD	2600963-03	ND	1.5000	2.0000	ug/L	17.4	75.0	30	60 - 130		2
Methyl parathion	MS	2600963-03	ND	1.7750	2.0000	ug/L		88.8		60 - 120		1
	MSD	2600963-03	ND	1.6750	2.0000	ug/L	5.8	83.8	30	60 - 120		2
Mevinphos	MS	2600963-03	ND	2.0100	2.0000	ug/L		100		50 - 120		1
	MSD	2600963-03	ND	1.8700	2.0000	ug/L	7.2	93.5	30	50 - 120		2
Ronnel (Fenchlorphos)	MS	2600963-03	ND	1.8150	2.0000	ug/L		90.8		50 - 120		1
	MSD	2600963-03	ND	1.7300	2.0000	ug/L	4.8	86.5	30	50 - 120		2
Stirophos (Tetrachlorvinphos)	MS	2600963-03	ND	2.1950	2.0000	ug/L		110		50 - 120		1
	MSD	2600963-03	ND	1.9800	2.0000	ug/L	10.3	99.0	30	50 - 120		2
Triphenylphosphate (Surrogate)	MS	2600963-03	ND	2.1800	2.5000	ug/L		87.2		50 - 130		1
	MSD	2600963-03	ND	2.2050	2.5000	ug/L	1.1	88.2		50 - 130		2

Run #	QC Sample ID	QC Type	Method	Prep Date	Run Date Time	Analyst	Instrument	Dilution
1	B225931-MS1	MS	EPA-8141A	01/27/26	01/28/26 18:56	IJC	GC-18	1
2	B225931-MSD1	MSD	EPA-8141A	01/27/26	01/28/26 19:26	IJC	GC-18	1

The results in this report apply to the samples analyzed in accordance with the chain of custody document. This analytical report must be reproduced in its entirety.
All results listed in this report are for the exclusive use of the submitting party. Pace Analytical assumes no responsibility for report alteration, separation, detachment or third party interpretation.

Pace Analytical®
ENVIRONMENTAL SCIENCES

Enthalpy Laboratories-Orange	**Reported:** 01/29/2026 14:09
931 West Barkley Avenue	Project: Chiquita Canyon Landfill Stormwater
Orange, CA 92868	Project Number: [none]
	Project Manager: David Tripp

Notes And Definitions

MDL	Method Detection Limit
ND	Analyte Not Detected
PQL	Practical Quantitation Limit
S09	The surrogate recovery for this compound was not within the control limits.

The results in this report apply to the samples analyzed in accordance with the chain of custody document. This analytical report must be reproduced in its entirety.
All results listed in this report are for the exclusive use of the submitting party. Pace Analytical assumes no responsibility for report alteration, separation, detachment or third party interpretation.

Laboratory Job Number 551403

Subcontracted Products

McCampbell Analytical, Inc.

McCampbell Analytical, Inc.

"When Quality Counts"

Analytical Report

WorkOrder: 2601E22

Report Created for: Enthalpy Analytical

931 West Barkley Avenue
Orange, CA 92868

Project Contact: David Tripp
Project P.O.: 079649
Project: EO-551403

Project Location:
Project Received: 01/23/2026

Analytical Report reviewed & approved for release on 01/30/2026 by:

Yen Cao

Yen Cao
Project Manager

The report shall not be reproduced except in full, without the written approval of the laboratory. The analytical results relate only to the items tested. Results reported conform to the most current regulatory standards, where applicable, unless otherwise stated.

1534 Willow Pass Rd. Pittsburg, CA 94565 ♦ TEL: (877) 252-9262 ♦ FAX: (925) 252-9269 ♦ www.mccampbell.com
CA ELAP 1644 ♦ ORELAP (NELAP) 4033 ♦ AIHA-LAP ID#232255 ♦ DoD-ELAP Cert # L22-757

McCampbell Analytical, Inc.
"When Quality Counts"

1534 Willow Pass Road, Pittsburg, CA 94565-1701
Toll Free Telephone: (877) 252-9262 / Fax: (925) 252-9269
http://www.mccampbell.com / E-mail: main@mccampbell.com

Glossary of Terms & Qualifier Definitions

Client: Enthalpy Analytical **WorkOrder:** 2601E22

Project: EO-551403

Glossary Abbreviation

%D	Serial Dilution Percent Difference
95% Interval	95% Confident Interval
CCV	Continuing Calibration Verification.
CCV REC (%)	% recovery of Continuing Calibration Verification.
CPT	Consumer Product Testing not NELAP Accredited
DF	Dilution Factor
DI WET	(DISTLC) Waste Extraction Test using DI water
DISS	Dissolved (direct analysis of 0.45 µm filtered and acidified water sample)
DLT	Dilution Test (Serial Dilution)
DUP	Duplicate
EDL	Estimated Detection Limit
ERS	External reference sample. Second source calibration verification.
ITEF	International Toxicity Equivalence Factor
LCS	Laboratory Control Sample
LCS2	Second LCS for the batch. Spike level is lower than that for the first LCS; applicable to method 1633.
LQL	Lowest Quantitation Level
MB	Method Blank
MB IS/SS % Rec	% Recovery of Internal Standard or Surrogate in Method Blank, if applicable
MB SS % Rec	% Recovery of Surrogate in Method Blank, if applicable
MDL	Method Detection Limit [1]
ML	Minimum Level of Quantitation
MS	Matrix Spike
MSD	Matrix Spike Duplicate
NA	Not Applicable
ND	Not detected at or above the indicated MDL or RL.
NR	Data Not Reported due to matrix interference or insufficient sample amount.
PDS	Post Digestion Spike
PF	Prep Factor
RD	Relative Difference
RL	Reporting Limit [2]
RPD	Relative Percent Difference
RRT	Relative Retention Time
RSD	Relative Standard Deviation
SNR	Surrogate is diluted out of the calibration range

[1] MDL is the minimum measured concentration of a substance that can be reported with 99% confidence that the measured concentration is distinguishable from method blank results. Definition and Procedure for the Determination of the Method Detection Limit, Revision 2, 40CFR, Part 136, Appendix B, EPA 821-R-16-006, December 2016. Values are based upon our default extraction volume/amount and are subject to change.

[2] RL is the lowest level that can be reliably determined within specified limits of precision and accuracy during routine laboratory operating conditions. (The RL cannot be lower than the lowest calibration standard used in the initial calibration of the instrument and must be greater than the MDL.) Values are based upon our default extraction volume/amount and are subject to change.

McCampbell Analytical, Inc.
"When Quality Counts"

1534 Willow Pass Road, Pittsburg, CA 94565-1701
Toll Free Telephone: (877) 252-9262 / Fax: (925) 252-9269
http://www.mccampbell.com / E-mail: main@mccampbell.com

Glossary of Terms & Qualifier Definitions

Client: Enthalpy Analytical **WorkOrder:** 2601E22

Project: EO-551403

SPK Val	Spike Value
SPKRef Val	Spike Reference Value
SPLP	Synthetic Precipitation Leachate Procedure
ST	Sorbent Tube
TCLP	Toxicity Characteristic Leachate Procedure
TEQ	Toxicity Equivalents
TNTC	“Too Numerous to Count;” greater than 250 colonies observed on the plate.
TPH-Diesel	Sample results for semi-volatile TPH (diesel, kerosene, oil, etc) were calculated using a background subtraction procedure to correct for instrument baseline rise (column bleed) as described in Sec 7.7.2.2 of EPA 8015 B, C.
TZA	TimeZone Net Adjustment for sample collected outside of MAI's Coordinated Universal Time (UTC). (Adjustment for Daylight Saving is not accounted.)
WET (STLC)	Waste Extraction Test (Soluble Threshold Limit Concentration)

Analytical Qualifiers

a3	Sample diluted due to high organic content interfering with quantitative/or qualitative analysis.

Quality Control Qualifiers

F2	LCS/LCSD recovery and/or RPD/RSD is out of acceptance criteria.

McCampbell Analytical, Inc.
"When Quality Counts"

1534 Willow Pass Road, Pittsburg, CA 94565-1701
Toll Free Telephone: (877) 252-9262 / Fax: (925) 252-9269
http://www.mccampbell.com / E-mail: main@mccampbell.com

Analytical Report

Client:	Enthalpy Analytical	**WorkOrder:**	2601E22
Date Received:	01/23/2026 9:31	**Extraction Method:**	E8151A
Date Prepared:	01/27/2026	**Analytical Method:**	E8151A
Project:	EO-551403	**Unit:**	µg/L

Chlorinated Herbicides by GC-ECD

Client ID	Lab ID	Matrix	Date Collected	Instrument FileID	Batch ID
SOUTH BASIN-EASTERN INLET	2601E22-001A	Water	01/22/2026 08:30	GC15A 01262610.D	334447

Analytes	Result	MDL	RL	DF	Date Analyzed
Acifluorfen	ND	5.3	10	10	01/27/2026 15:39
Bentazon	ND	3.2	10	10	01/27/2026 15:39
Chloramben	ND	6.4	10	10	01/27/2026 15:39
2,4-D (Dichlorophenoxyacetic acid)	ND	0.79	2.0	10	01/27/2026 15:39
2,4-DB	ND	4.2	10	10	01/27/2026 15:39
Dalapon	ND	7.7	10	10	01/27/2026 15:39
DCPA (mono & diacid)	ND	5.0	10	10	01/27/2026 15:39
Dicamba	ND	0.74	2.0	10	01/27/2026 15:39
3,5-Dichlorobenzoic Acid	ND	2.4	10	10	01/27/2026 15:39
Dichloroprop	ND	3.5	10	10	01/27/2026 15:39
Dinoseb (DNBP)	ND	3.0	10	10	01/27/2026 15:39
MCPA	ND	13	20	10	01/27/2026 15:39
MCPP	ND	12	20	10	01/27/2026 15:39
4-Nitrophenol	ND	7.7	10	10	01/27/2026 15:39
Pentachlorophenol (PCP)	ND	0.55	2.0	10	01/27/2026 15:39
Picloram	ND	3.8	10	10	01/27/2026 15:39
2,4,5-T (Trichlorophenoxy acetic acid)	ND	1.0	2.0	10	01/27/2026 15:39
2,4,5-TP (Silvex)	ND	1.6	5.0	10	01/27/2026 15:39

Surrogates	REC (%)	Limits	DF	
DCAA	103	60-140	10	01/27/2026 15:39

Analyst(s): DP

Analytical Comments: a3

McCampbell Analytical, Inc.
"When Quality Counts"

1534 Willow Pass Road, Pittsburg, CA 94565-1701
Toll Free Telephone: (877) 252-9262 / Fax: (925) 252-9269
http://www.mccampbell.com / E-mail: main@mccampbell.com

Analytical Report

Client:	Enthalpy Analytical	**WorkOrder:**	2601E22
Date Received:	01/23/2026 9:31	**Extraction Method:**	RSK175
Date Prepared:	01/28/2026	**Analytical Method:**	RSK175
Project:	EO-551403	**Unit:**	µg/L

Dissolved Carbon Dioxide by RSK 175

Client ID	Lab ID	Matrix	Date Collected	Instrument FileID	Batch ID
SOUTH BASIN-EASTERN INLET	2601E22-001B	Water	01/22/2026 08:30	GC26 0128260104.D	334558

Analytes	Result	MDL	RL	DF	Date Analyzed
Carbon Dioxide	**1800**	50	50	1	01/28/2026 14:58

Analyst(s): CLO

McCampbell Analytical, Inc.
"When Quality Counts"

1534 Willow Pass Road, Pittsburg, CA 94565-1701
Toll Free Telephone: (877) 252-9262 / Fax: (925) 252-9269
http://www.mccampbell.com / E-mail: main@mccampbell.com

Quality Control Report

Client:	Enthalpy Analytical	**WorkOrder:**	2601E22
Date Prepared:	01/27/2026	**BatchID:**	334447
Date Analyzed:	01/27/2026	**Extraction Method:**	E8151A
Instrument:	GC15A	**Analytical Method:**	E8151A
Matrix:	Water	**Unit:**	µg/L
Project:	EO-551403	**Sample ID:**	MB/LCS/LCSD-334447

QC Summary Report for E8151A

Analyte	MB Result	MDL	RL	SPK Val	MB IS/SS %REC	MB IS/SS Limits
Acifluorfen	ND	0.53	1.0	-	-	-
Bentazon	ND	0.32	1.0	-	-	-
Chloramben	ND	0.64	1.0	-	-	-
2,4-D (Dichlorophenoxyacetic acid)	ND	0.079	0.20	-	-	-
2,4-DB	ND	0.42	1.0	-	-	-
Dalapon	ND	0.77	1.0	-	-	-
DCPA (mono & diacid)	ND	0.50	1.0	-	-	-
Dicamba	ND	0.074	0.20	-	-	-
3,5-Dichlorobenzoic Acid	ND	0.24	1.0	-	-	-
Dichloroprop	ND	0.35	1.0	-	-	-
Dinoseb (DNBP)	ND	0.30	1.0	-	-	-
MCPA	ND	1.3	2.0	-	-	-
MCPP	ND	1.2	2.0	-	-	-
4-Nitrophenol	ND	0.77	1.0	-	-	-
Pentachlorophenol (PCP)	ND	0.055	0.20	-	-	-
Picloram	ND	0.38	1.0	-	-	-
2,4,5-T (Trichlorophenoxy acetic acid)	ND	0.10	0.20	-	-	-
2,4,5-TP (Silvex)	ND	0.16	0.50	-	-	-
Surrogate Recovery						
DCAA	9.7			10	97	70-130

(Cont.)

McCampbell Analytical, Inc.
"When Quality Counts"

1534 Willow Pass Road, Pittsburg, CA 94565-1701
Toll Free Telephone: (877) 252-9262 / Fax: (925) 252-9269
http://www.mccampbell.com / E-mail: main@mccampbell.com

Quality Control Report

Client:	Enthalpy Analytical	**WorkOrder:**	2601E22
Date Prepared:	01/27/2026	**BatchID:**	334447
Date Analyzed:	01/27/2026	**Extraction Method:**	E8151A
Instrument:	GC15A	**Analytical Method:**	E8151A
Matrix:	Water	**Unit:**	µg/L
Project:	EO-551403	**Sample ID:**	MB/LCS/LCSD-334447

QC Summary Report for E8151A

Analyte	LCS Result	LCSD Result	SPK Val	LCS %REC	LCSD %REC	LCS/LCSD Limits	RPD	RPD Limit
Acifluorfen	9.3	8.6	10	93	86	70-130	8.50	30
Bentazon	8.1	7.9	10	81	79	70-130	2.96	30
Chloramben	8.4	7.7	10	84	77	70-130	9.11	30
2,4-D (Dichlorophenoxyacetic acid)	10	9.1	10	101	91	70-130	9.70	30
2,4-DB	10	9.4	10	102	94	70-130	7.62	30
Dalapon	11	11	10	112	106	70-130	5.74	30
DCPA (mono & diacid)	8.5	8.1	10	85	81	70-130	4.33	30
Dicamba	10	9.6	10	101	96	70-130	5.16	30
3,5-Dichlorobenzoic Acid	10	9.6	10	101	96	70-130	5.75	30
Dichloroprop	9.9	9.2	10	99	92	70-130	7.17	30
Dinoseb (DNBP)	9.6	8.8	10	96	88	70-130	9.23	30
MCPA	100	99	100	103	99	70-130	3.80	30
MCPP	100	98	100	100	98	70-130	1.60	30
4-Nitrophenol	23	21	10	228,F2	207,F2	70-130	10.1	30
Pentachlorophenol (PCP)	9.6	9.2	10	96	92	70-130	4.61	30
Picloram	8.5	8.1	10	85	81	70-130	4.77	30
2,4,5-T (Trichlorophenoxy acetic acid)	9.4	8.7	10	94	87	70-130	7.57	30
2,4,5-TP (Silvex)	9.1	8.5	10	91	85	70-130	7.06	30
Surrogate Recovery								
DCAA	10	9.5	10	101	95	70-130	5.22	30

McCampbell Analytical, Inc.
"When Quality Counts"

1534 Willow Pass Road, Pittsburg, CA 94565-1701
Toll Free Telephone: (877) 252-9262 / Fax: (925) 252-9269
http://www.mccampbell.com / E-mail: main@mccampbell.com

Quality Control Report

Client:	Enthalpy Analytical	**WorkOrder:**	2601E22
Date Prepared:	01/28/2026	**BatchID:**	334558
Date Analyzed:	01/28/2026	**Extraction Method:**	RSK175
Instrument:	GC26	**Analytical Method:**	RSK175
Matrix:	Water	**Unit:**	µg/L
Project:	EO-551403	**Sample ID:**	MB/LCS/LCSD-334558

QC Summary Report for RSK175

Analyte	MB Result	MDL	RL			
Carbon Dioxide	ND	50	50	-	-	-

Analyte	LCS Result	LCSD Result	SPK Val	LCS %REC	LCSD %REC	LCS/LCSD Limits	RPD	RPD Limit
Carbon Dioxide	160	150	187.2	86	81	70-130	6.39	30

McCampbell Analytical, Inc.
"When Quality Counts"

1534 Willow Pass Road, Pittsburg, CA 94565-1701
Toll Free Telephone: (877) 252-9262 / Fax: (925) 252-9269
http://www.mccampbell.com / E-mail: main@mccampbell.com

Certified Analyte List

Client: Enthalpy Analytical **WorkOrder:** 2601E22

Project: EO-551403

Analyte	Cert 1	Cert 2	Cert 3	Cert 4	Cert 5	Analytical Method	Matrix
2,4,5-T (Trichlorophenoxy acetic acid)	◉	◉	○	○	○	E8151A	Water
2,4,5-TP (Silvex)	◉	◉	○	○	○	E8151A	Water
2,4-D (Dichlorophenoxyacetic acid)	◉	◉	○	○	○	E8151A	Water
2,4-DB	◉	◉	○	○	○	E8151A	Water
3,5-Dichlorobenzoic Acid	○	◉	○	○	○	E8151A	Water
4-Nitrophenol	◉	◉	○	○	○	E8151A	Water
Acifluorfen	○	◉	○	○	○	E8151A	Water
Bentazon	○	◉	○	○	○	E8151A	Water
Chloramben	○	◉	○	○	○	E8151A	Water
Dalapon	◉	◉	○	○	○	E8151A	Water
DCPA (mono & diacid)	○	◉	○	○	○	E8151A	Water
Dicamba	◉	◉	○	○	○	E8151A	Water
Dichloroprop	◉	◉	○	○	○	E8151A	Water
Dinoseb (DNBP)	◉	◉	○	○	○	E8151A	Water
MCPA	◉	◉	○	○	○	E8151A	Water
MCPP	◉	◉	○	○	○	E8151A	Water
Pentachlorophenol (PCP)	◉	◉	○	○	○	E8151A	Water
Picloram	○	◉	○	○	○	E8151A	Water

Certifications

Cert 1	CA ELAP 1644
Cert 2	ORELAP (NELAP) 4033

The Certified Analyte Report lists the compounds for which MAI is accredited at the time of issuance. Although MAI holds multiple accreditations, methods with extensive compound lists may not be fully accredited due to state agency availability.

McCampbell Analytical, Inc.
1534 Willow Pass Rd
Pittsburg, CA 94565-1701
(925) 252-9262

CHAIN-OF-CUSTODY RECORD

WorkOrder: 2601E22 **ClientCode: ENO** **QuoteID: 262776**

☐ WaterTrax ☐ CLIP ☐ EDF ☑ EQuIS ☑ Dry-Weight ☑ Email ☐ HardCopy ☐ ThirdParty ☑ J-flag
☑ Detection Summary ☑ **Excel** [A1_Standard _QC]

Report to:
David Tripp
Enthalpy Analytical
931 West Barkley Avenue
Orange, CA 92868
714-771-9908 FAX:

Email: david.tripp@enthalpy.com
cc/3rd Party: incomingreports@enthalpy.com;
PO: 079649
Project: EO-551403

Bill to:
Accounts Payable/Enthalpy SoCal
Montrose Environmental Group
PO Box 842165
Boston, MA 02284-2165
003EL_ap@montrose-env.com

Requested TAT: 5 days;

Date Received: **01/23/2026**
Date Logged: **01/23/2026**

Lab ID	ClientSampID	Matrix	Collection Date	Hold	Requested Tests (See legend below)											
					1	2	3	4	5	6	7	8	9	10	11	12
2601E22-001	SOUTH BASIN-EASTERN INLET	Water	1/22/2026 08:30	☐	A	A	B									

Test Legend:

1	8151_W	2	PRDisposal Fee	3	RSK175_CO2_W	4	
5		6		7		8	
9		10		11		12	

Project Manager: Jena Alfaro

Prepared by: Chyna Thomas

Comments:

NOTE: Soil samples are discarded 60 days after receipt unless other arrangements are made (Water samples are 30 days).
Hazardous samples will be returned to client or disposed of at client expense.

McCampbell Analytical, Inc.
"When Quality Counts"

1534 Willow Pass Road, Pittsburg, CA 94565-1701
Toll Free Telephone: (877) 252-9262 / Fax: (925) 252-9269
http://www.mccampbell.com / E-mail: main@mccampbell.com

WORK ORDER SUMMARY

Client Name: ENTHALPY ANALYTICAL **Project:** EO-551403 **Work Order:** 2601E22
Client Contact: David Tripp **QC Level:** LEVEL 2
Contact's Email: david.tripp@enthalpy.com **Comments:** **Date Logged:** 1/23/2026

☐ WaterTrax ☐ CLIP ☐ EDF ☑ Excel ☐ EQuIS ☑ Email ☐ HardCopy ☐ ThirdParty ☑ J-flag

LabID	ClientSampID	Matrix	Test Name	Cont./ Comp.	Bottle & Preservative	U**	Head Space	Dry-Weight	Collection Date & Time	TAT	Test Due Date	Sediment Content	Hold	Sub Out
001A	SOUTH BASIN-EASTERN INLET	Water	E8151A (Chlorinated Herbicides)	1	1LA Narrow Mouth, Unpres	☐	☐	☐	1/22/2026 8:30	5 days	1/30/2026	Present	☐	☐
001B	SOUTH BASIN-EASTERN INLET	Water	RSK175 (CO2)	2	VOA, Unpres	☐	☐	☐	1/22/2026 8:30	5 days	1/30/2026	Present	☐	☐

NOTES: *** STLC and TCLP extractions require 2 days to complete; therefore, all TATs begin after the extraction is completed (i.e., One-day TAT yields results in 3 days from sample submission).**

- ISM prep requires 5 to 10 days to complete; therefore, all TATs begin after the extraction is completed (i.e., One-day TAT yields results in 6 to 11 days from sample submission). Due date listed on WO summary will not accurately reflect the time needed for sample preparation.

- Organic extracts are held for 40 days before disposal; Inorganic extract are held for 30 days.

- MAI assumes that all material present in the provided sampling container is considered part of the sample - MAI does not exclude any material from the sample prior to sample preparation unless requested in writing by the client.

U = An unpreserved container was received for a method that suggests a preservation in order to extend hold time for analysis.**

Cont./Comp. = Containers /Composites

2601E22

ENTHALPY ANALYTICAL
931 West Barkley Ave
Orange, CA 92868
(714) 771-6900

Subcontract Laboratory:
McCampbell Analytical, Inc.
1534 Willow Pass Rd.
Pittsburg, CA 94565
ATTN: Quote ID: 262776
PO #: PO-079649

Enthalpy Order: EO-551403
PM: David Tripp
Email: david.tripp@enthalpy.com
CC: incomingreports@enthalpy.com
Phone: 657-581-4710

Results Due: Standard TAT
Report Level: II
Report To: MDL
EDDs: Standard Excel EDD

Notes:
CHIQUITA Stormwater

Sample ID	Collected	Lab ID	# Cont.	Matrix	Analysis Requested	Comment
SOUTH BASIN - EASTERN INLET	22-JAN-2026 08:30	551403-001	1	Water	EPA 8151A Chlorinated Herbicides	
			2	Water	RSK-175 CO2	

Notes:	Relinquished By:	Received By:
	[signature]	GLS
	Date: 1-22-26 17:07	Date:
	GLS	[signature]
	Date:	Date: 1-23-24 0931
	Date:	Date:

GLS:563999417

1.0 WET 1244

McCampbell Analytical, Inc.
"When Quality Counts"

1534 Willow Pass Road, Pittsburg, CA 94565-1701
Toll Free Telephone: (877) 252-9262 / Fax: (925) 252-9269
http://www.mccampbell.com / E-mail: main@mccampbell.com

Sample Receipt Checklist

Client Name:	Enthalpy Analytical	Date and Time Received:	1/23/2026 09:31
Project:	EO-551403	Date Logged:	1/23/2026
		Received by:	Chyna Thomas
WorkOrder №:	2601E22 Matrix: Water	Logged by:	Chyna Thomas
Carrier:	Golden State Overnight		

Chain of Custody (COC) Information

Chain of custody present?	Yes	☑	No	☐		
Chain of custody signed when relinquished and received?	Yes	☑	No	☐		
Chain of custody agrees with sample labels?	Yes	☑	No	☐		
Sample IDs noted by Client on COC?	Yes	☑	No	☐		
Date and Time of collection noted by Client on COC?	Yes	☑	No	☐		
Sampler's name noted on COC?	Yes	☑	No	☐		
COC agrees with Quote?	Yes	☑	No	☐	NA	☐
COC quote NOT expired?	Yes	☑	No	☐	NA	☐

Sample Receipt Information

Custody seals intact on shipping container/cooler?	Yes	☑	No	☐	NA	☐
Custody seals intact on sample bottles?	Yes	☐	No	☐	NA	☑
Shipping container/cooler in good condition?	Yes	☑	No	☐		
Samples in proper containers/bottles?	Yes	☑	No	☐		
Sample containers intact?	Yes	☑	No	☐		
Sufficient sample volume for indicated test?	Yes	☑	No	☐		

Sample Preservation and Hold Time (HT) Information

All samples received within holding time?	Yes	☑	No	☐	NA	☐
Samples Received on Ice?	Yes	☑	No	☐		
(Ice Type: WET ICE)						
Sample/Temp Blank temperature	Temp: 1°C				NA	☐
ZHS conditional analyses: VOA meets zero headspace requirement (VOCs, TPHg/BTEX, RSK)?	Yes	☑	No	☐	NA	☐
Sample labels checked for correct preservation?	Yes	☑	No	☐		
pH acceptable upon receipt (Metal: <2)?	Yes	☐	No	☐	NA	☑

UCMR Samples:

pH tested and acceptable upon receipt (200.7: ≤2; 533: 6 - 8; 537.1: 6 - 8)?	Yes	☐	No	☐	NA	☑
Free Chlorine tested and acceptable upon receipt (<0.1mg/L) [not applicable to 200.7]?	Yes	☐	No	☐	NA	☑

Comments:

Laboratory Job Number 551403

Subcontracted Products

Enthalpy - El Dorado Hills

February 03, 2026

Enthalpy Analytical - El Dorado Hills
Work Order No. 2601181

Mr. David Tripp
Enthalpy Analytical
931 W. Barkley Avenue
Orange, CA 92868

Dear Mr. Tripp,

Enclosed are the results for the sample set received at Enthalpy Analytical - EDH on January 23, 2026 under your Project Name 'EO-551403'.

Enthalpy Analytical - EDH is committed to serving you effectively. If you require additional information, please contact me at 916-673-1520 or by email at mark.rein@enthalpy.com.

Thank you for choosing Enthalpy Analytical - EDH as part of your analytical support team.

Sincerely,



Mark Rein
Project Manager

Enthalpy Analytical -EDH certifies that the report herein meets all the requirements set forth by NELAP for those applicable test methods. Results relate only to the samples as received by the laboratory. This report should not be reproduced except in full without the written approval of Enthalpy Analytical -EDH .

Enthalpy Analytical - EDH Order No. 2601181
Case Narrative

Sample Condition on Receipt:

One water sample was received and stored securely in accordance with Enthalpy Analytical - EDH standard operating procedures and EPA methodology. The sample was received in good condition and within the method temperature requirements.

Analytical Notes:

EPA Method 8290A

This sample was extracted and analyzed for 2,3,7,8-TCDD by EPA Method 8290A using a ZB-DIOXIN GC column.

Holding Times

The method holding time criteria was met for this sample.

Quality Control

The Initial Calibration and Continuing Calibration Verifications met the method acceptance criteria.

A Method Blank and Ongoing Precision and Recovery (OPR) sample were extracted and analyzed with the preparation batch. No analytes were detected above the sample quantitation limits in the Method Blank. The OPR recoveries were within the method acceptance criteria.

Labeled standard recoveries for all QC and field samples were within method acceptance criteria.

Table of Contents

Case Narrative..... 1

Table of Contents..... 3

Sample Inventory..... 4

Analytical Results..... 5

Qualifiers..... 9

Certifications..... 10

Sample Receipt..... 11

Sample Inventory Report

Sample ID	Client Sample ID	Sampled	Received	Components/Containers
2601181-01	SOUTH BASIN - EASTERN INLET	22-Jan-26 08:30	23-Jan-26 11:13	Amber Glass NM Bottle, 1L

ANALYTICAL RESULTS

Sample ID: Method Blank

EPA Method 8290A

Client Data

Name: Enthalpy Analytical
Project: EO-551403
Matrix: Aqueous

Laboratory Data

Lab Sample: B26A233-BLK1
QC Batch: B26A233
Sample Size: 0.500 L
Date Extracted: 29-Jan-26
Column: ZB-50

Analyte	Conc. (pg/L)	MDL	RL	Qualifiers	Analyzed	Dilution
2,3,7,8-TCDD	ND	3.56	10.0		30-Jan-26 10:10	1

Labeled Standards	Type	% Recovery	Limits	Qualifiers	Analyzed	Dilution
13C-2,3,7,8-TCDD	IS	89.8	40 - 135		30-Jan-26 10:10	1
37Cl-2,3,7,8-TCDD	CRS	89.6	40 - 135		30-Jan-26 10:10	1

MDL - Method Detection Limit
RL - Reporting limit

Results reported to MDL.

Sample ID: OPR

EPA Method 8290A

Client Data

Name: Enthalpy Analytical
Project: EO-551403
Matrix: Aqueous

Laboratory Data

Lab Sample: B26A233-BS1
QC Batch: B26A233
Sample Size: 0.500 L
Date Extracted: 29-Jan-26 03:46
Column: ZB-50

Analyte	Amt Found (pg/L)	Spike Amt	% Recovery	Limits	Qualifiers	Analyzed	Dilution
2,3,7,8-TCDD	331	400	82.9	70-130		30-Jan-26 08:39	1
Labeled Standards	**Type**		**% Recovery**	**Limits**	**Qualifiers**	**Analyzed**	**Dilution**
13C-2,3,7,8-TCDD	IS		77.9	40-135		30-Jan-26 08:39	1
37Cl-2,3,7,8-TCDD	CRS		89.1	40-135		30-Jan-26 08:39	1

Sample ID: SOUTH BASIN - EASTERN INLET

EPA Method 8290A

Client Data

Name:	Enthalpy Analytical
Project:	EO-551403
Matrix:	Water
Date Collected:	22-Jan-26 08:30

Laboratory Data

Lab Sample:	2601181-01	Date Received:	23-Jan-26 11:13
QC Batch:	B26A233	Date Extracted:	29-Jan-26
Sample Size:	0.500 L	Column:	ZB-50

Analyte	Conc. (pg/L)	MDL	RL	Qualifiers	Analyzed	Dilution
2,3,7,8-TCDD	ND	3.56	9.99		30-Jan-26 19:28	1

Labeled Standards	Type	% Recovery	Limits	Qualifiers	Analyzed	Dilution
13C-2,3,7,8-TCDD	IS	78.3	40 - 135		30-Jan-26 19:28	1
37Cl-2,3,7,8-TCDD	CRS	82.4	40 - 135		30-Jan-26 19:28	1

MDL - Method Detection Limit
RL - Reporting limit

Results reported to MDL.

DATA QUALIFIERS & ABBREVIATIONS

B	Compound was also detected in the method blank
Conc.	Concentration
CRS	Cleanup Recovery Standard
D	Dilution
DL	Detection Limit
E	Concentration exceeded the calibration range
EDL	Estimated Detection Limit
EMPC	Estimated Maximum Possible Concentration
H	Recovery and/or RPD was outside laboratory acceptance limits
I	Chemical Interference
IS	Internal Standard
J	Estimated Concentration below the Reporting Limit/LOQ
LOD	Limit of Detection
LOQ	Limit of Quantitation
MDL	Method Detection Limit
NA	Not Applicable
ND	Not Detected
OPR	Ongoing Precision and Recovery sample
P	Concentration may include contribution from chlorinated diphenyl ether(s).
Q	Ion transition ratio is outside of the acceptance criteria.
RL	Reporting Limit (MRL)
TEQ	Toxic Equivalency, sum of the toxic equivalency factors (TEF) multiplied by the sample concentrations.
TEQMax	TEQ calculated using the detection limit as the concentration for non-detects
TEQMin	TEQ calculated using zero as the concentration for non-detects
TEQRisk	TEQ calculated using ½ the detection limit as the concentration for non-detects
U	Not Detected (specific projects only)
*	See Cover Letter

Unless otherwise noted, solid sample results are reported in dry weight. Tissue samples are reported in wet weight.

Enthalpy Analytical - EDH Certifications

Accrediting Authority	Certificate Number
Alaska Department of Environmental Conservation	17-013
Arkansas Department of Environmental Quality	21-023-0
California Department of Health – ELAP	2892
DoD ELAP - A2LA Accredited - ISO/IEC 17025	3091.01
Florida Department of Health	E87777
Hawaii Department of Health	N/A
Louisiana Department of Environmental Quality	01977
Maine Department of Health	2020018
Michigan Department of Environmental Quality	9932
Minnesota Department of Health	2211390
Nevada Division of Environmental Protection	CA00413
New Hampshire Environmental Accreditation Program	207721
New Jersey Department of Environmental Protection	CA003
New York Department of Health	11411
Ohio Environmental Protection Agency	87778
Oregon Laboratory Accreditation Program	4042-021
Texas Commission on Environmental Quality	T104704189-22-13
Vermont Department of Health	VT-4042
Virginia Department of General Services	11276
Washington Department of Ecology	C584
Wisconsin Department of Natural Resources	998036160

Current certificates and lists of licensed parameters can be found at Enthalpy.com/Resources/Accreditations.

ENTHALPY ANALYTICAL
931 West Barkley Ave
Orange, CA 92868
(714) 771-6900

Subcontract Laboratory:
Enthalpy - El Dorado Hills
1104 Windfield Way
El Dorado Hills, CA 95762
ATTN: Mark Rein
PO #: Required, to be sent via email

Enthalpy Order: EO-551403
PM: David Tripp
Email: david.tripp@enthalpy.com
CC: incomingreports@enthalpy.com
Phone: 657-581-4710

Results Due: Standard TAT
Report Level: II
Report To: MDL
EDDs: BLDR:Enthalpy (the normal EDD you send to Orange)

2601181 2.7°C

Notes:
CHIQUITA Stormwater

Sample ID	Collected	Lab ID	# Cont.	Matrix	Analysis Requested	Comment
SOUTH BASIN - EASTERN INLET	22-JAN-2026 08:30	551403-001	1	Water	EPA 8290 - 2,3,7,8-TCDD Only	

Notes:	Relinquished By:	Received By:
	Date: 1-22-26 17:07	Date: 01/23/26 1113
	Date:	Date:
	Date:	Date:

CoC/Label Reconciliation Report WO# 2601181

LabNumber	CoC Sample ID		SampleAlias	Sample Date/Time		Container	BaseMatrix	Sample Comments
2601181-01	A SOUTH BASIN - EASTERN INLET	☑	551403-001	22-Jan-26 08:30	☑	Amber Glass NM Bottle, 1L	Aqueous	

Checkmarks indicate that information on the COC reconciled with the sample label.
Any discrepancies are noted in the following columns.

CONDITION	Yes	No	NA
Sample Container Intact?	✓		
Sample Container(s) Custody Seals Intact?			✓
Custody Seals On Cooler Intact?			✓
Adequate Sample Volume?	✓		
Container Type Appropriate for Analysis(es)?	✓		

Comments: No back up volume.

Preservation Documented: Na2S2O3 Trizma NH4CH3CO2 (None) Other

Verifed by/Date: 01/23/26 JTT
XAO 01/23/26

Enthalpy Analytical
931 West Barkley Ave
Orange, CA 92868
(714) 771-6900

enthalpy.com

Lab Job Number : 552835
Report Level : II
Report Date : 03/13/2026

Analytical Report *prepared for:*

Matt Breuer
Waste Connections
Chiquita Canyon Landfill
29201 Henry Mayo Drive
Castaic, CA 91384

Project: CCLF STORMWATER - Chiquita Canyon Stormwater

Authorized for release by:

David Tripp, Project Manager
657-581-4710
david.tripp@enthalpy.com

This data package has been reviewed for technical correctness and completeness. Release of this data has been authorized by the Laboratory Manager or the Manager's designee, as verified by the above signature which applies to this PDF file as well as any associated electronic data deliverable files. The results contained in this report meet all requirements of NELAP and pertain only to those samples which were submitted for analysis. This report may be reproduced only in its entirety.

CA ELAP# 1338, CA ELAP #1338-S1, NELAP# 4038, SCAQMD LAP# 18LA0518, LACSD ID# 10105, ORELAP# 4197

ENTHALPY ANALYTICAL

Sample Summary

Matt Breuer Waste Connections Chiquita Canyon Landfill 29201 Henry Mayo Drive Castaic, CA 91384	Lab Job #: Project No: Location: Date Received:	552835 CCLF STORMWATER Chiquita Canyon Stormwater 02/11/26

Sample ID	Lab ID	Collected	Matrix
SOUTH BASIN - WESTERN INLET	552835-001	02/10/26 22:26	Water
SOUTH BASIN - EASTERN INLET	552835-002	02/10/26 22:37	Water

Case Narrative

Waste Connections Chiquita Canyon Landfill 29201 Henry Mayo Drive Castaic, CA 91384 Matt Breuer	Lab Job Number: 552835 Project No: CCLF STORMWATER Location: Chiquita Canyon Stormwater Date Received: 02/11/26

- This data package contains sample and QC results for two water samples, requested for the above referenced project on 02/11/26. The samples were received in good condition.
- DILUTIONS: Dilutions in this report were performed solely for the purpose of reporting target analytes within method calibration ranges.

Volatile Organics by GC/MS (EPA 8260B):

- SOUTH BASIN - WESTERN INLET (lab # 552835-001) and SOUTH BASIN - EASTERN INLET (lab # 552835-002) had pH greater than 2.
- No other analytical problems were encountered.

Semivolatile Organics by GC/MS (EPA 8270E):

- Response exceeding the instrument's linear range was observed for diethylphthalate in SOUTH BASIN - WESTERN INLET (lab # 552835-001); affected data was qualified with "E".
- No other analytical problems were encountered.

Semivolatile Organics by GC/MS (EPA 625.1):

- High response was observed for benzoic acid in the ICV analyzed 02/11/26 17:27; this analyte was not detected at or above the RL in the associated sample, and affected data was qualified with "b".
- High response was observed for benzoic acid in the CCV analyzed 02/11/26 17:27; this analyte was not detected at or above the RL in the associated sample, and affected data was qualified with "b".
- Low surrogate recoveries were observed for phenol-d6 in SOUTH BASIN - EASTERN INLET (lab # 552835-002) and the method blank for batch 395126.
- Low surrogate recovery was observed for 2-fluorophenol in SOUTH BASIN - EASTERN INLET (lab # 552835-002).
- No other analytical problems were encountered.

Semivolatile Organics by GC/MS SIM (EPA 8270C-SIM):
No analytical problems were encountered.

Pesticides (EPA 8081A):
No analytical problems were encountered.

Total Organic Carbon by IR (SM 5310B):
No analytical problems were encountered.

PCBs (EPA 8082):

- SOUTH BASIN - WESTERN INLET (lab # 552835-001) was treated with sulfuric acid to reduce analytical interferences or due to the presence of color.
- No other analytical problems were encountered.

Metals (EPA 200.7, EPA 200.8, and EPA 245.1):

- Low recoveries were observed for mercury in the MS/MSD for batch 395052; the parent sample was not a project sample, and the associated RPD was within limits.
- Low recoveries were observed for zinc in the MS/MSD for batch 395119; the parent sample was not a project sample, the LCS was within limits, and the associated RPD was within limits.
- No other analytical problems were encountered.

Ion Chromatography (EPA 300.0):

- Low recoveries were observed for sulfate in the MS/MSD of SOUTH BASIN - WESTERN INLET (lab # 552835-001); the LCS was within limits.
- Responses exceeding the instrument's linear range were observed for sulfate in the MS/MSD of SOUTH BASIN - WESTERN INLET (lab # 552835-001); affected data was qualified with "E".
- No other analytical problems were encountered.

Conductivity (SM2510B):
No analytical problems were encountered.

Total Oil & Grease (HEM) (EPA 1664A):

- Matrix spikes were not performed for this analysis due to insufficient sample volume.
- No analytical problems were encountered.

Total Phenolics (EPA 420.1):
No analytical problems were encountered.

Alkalinity (SM2320B):
No analytical problems were encountered.

Sulfide (SM 4500-S2-D):
No analytical problems were encountered.

Total Dissolved Solids (TDS) (SM2540C):
No analytical problems were encountered.

Total Suspended Solids (TSS) (SM2540D):
No analytical problems were encountered.

Chemical Oxygen Demand (SM5220D):
No analytical problems were encountered.

Biochemical Oxygen Demand (SM5210B):
No analytical problems were encountered.

Turbidity (SM2130B):
No analytical problems were encountered.

Cyanide - Semi-Automated Method (SM 4500-CN-E and SM 4500-CN-E):
No analytical problems were encountered.

Coliform - 9221 Tests (SM 9221B and SM 9221F):
No analytical problems were encountered.

Ammonia and TKN- Semi-Automated Method (SM 4500-NH3-G):

- Low recovery was observed for ammonia-N in the MSD for batch 395042; the parent sample was not a project sample, the LCS was within limits, and the associated RPD was within limits.
- No other analytical problems were encountered.

Organophosphorus Pesticides (EPA 8141A):
Pace Laboratories in Bakersfield, CA performed the analysis (see sublab report section for certifications). Please see the Pace Laboratories case narrative.

8151A Chlorinated Herbicides (EPA 8151A):
McCampbell Analytical, Inc. in Pittsburg, CA performed the analysis (NELAP certified). Please see the McCampbell Analytical, Inc. case narrative.

RSK-175 CO2 (RSK-175):
McCampbell Analytical, Inc. in Pittsburg, CA performed the analysis (see sublab report section for certifications). Please see the McCampbell Analytical, Inc. case narrative, including their comment regarding dilution of samples flagged "a3 - Sample diluted due to high organic content interfering with quantitative/or qualitative analysis."

Dioxins & Furans (EPA 8290):
Enthalpy - El Dorado Hills in El Dorado Hills, CA performed the analysis (see sublab report section for certifications). Please see the Enthalpy - El Dorado Hills case narrative.

ENTHALPY ANALYTICAL

Chain of Custody Record

Lab No: 552835

Page: 1 of 3

Turn Around Time (rush by advanced notice only)

Standard:		5 Day:		3 Day:	
2 Day:		1 Day:	X	Custom TAT:	

Enthalpy Analytical - Orange

931 W. Barkley Avenue, Orange, CA 92868

Phone 714-771-6900

Matrix: A = Air S = Soil/Solid
W = Water DW = Drinking Wate SD = Sediment
PP = Pure Product SEA = Sea Water
SW = Swab T = Tissue WP = Wipe O = Other

Preservatives:
1 = $Na_2S_2O_3$ 2 = HCl 3 = HNO_3
4 = H_2SO_4 5 = NaOH 6 = Other

Sample Receipt Temp:
5.5/5.7 9.4/9.6
11.9/12.1 17.2/17.4
FR 10
(lab use only)

CUSTOMER INFORMATION		PROJECT INFORMATION	
Company:	Chiquita Canyon, LLC	Name:	Stormwater Outlet
Report To:	Matt Breuer	Number:	
Email:	matthew.breuer@wasteconnection	P.O. #:	
Address:	29201 Henry Mayo Drive	Address:	29201 Henry Mayo Drive
	Castaic, CA 91384		Castaic, CA 91384
Phone:	682-559-3880	Global ID:	
Fax:		Sampled By:	CH, GA

Analysis Request

	Sample ID	Sampling Date	Sampling Time	Matrix	Container No. / Size	Pres.	200.7/200.8 Metals (see comments)	245.1 Mercury	4500-CN-E Cyanide	8081 Pesticides / 8082 PCBs	8141 Organophosphorous Pesticides	8151 Herbicides	8260 VOCs	8260 Acrolein/Acrylonitrile	8270C	8290 2,3,7,8-TCDD	Test Instructions / Comments
1	South Basin - Western Inlet	02/10/26	2226	W	31	1,2,4,6	X	X	X	X	X	X	X	X	X	X	Temp: 14.6°C, pH 8.66
2	South Basin - Eastern Inlet	02/10/26	2237	W	31	1,2,4,6	X	X	X	X	X	X	X	X	X	X	Temp: 14.6°C, pH 8.31
3																	
4																	
5																	
6																	
7																	
8																	
9																	
10																	

Test Instructions / Comments

200.8 - Ag, As, B, Ba, Be, Cd, Co, Cr, Cu, Ni, Mn, Pb, Sb, Se, Sn, Tl, V, Zn
200.7 - Fe, Ca, K, Mg, Na

Additional email recipients:
matt.breuer@wasteconnections.com
stormwater@wasteconnections.com
tmb@swteng.com
aav@swteng.com

Direct invoices to:
Maribel Bolanos
(661) 257-3665

Login 552835

	Signature	Print Name	Company / Title	Date / Time
1 Relinquished By:	[signature]	G. Alvarenga	GEH	2/11/26 2:00
1 Received By:		FPOWN	EA	2/11/26 0700
2 Relinquished By:				
2 Received By:				
3 Relinquished By:				
3 Received By:				

ENTHALPY ANALYTICAL

Chain of Custody Record

Lab No:

Page: 2 of 3

Turn Around Time (rush by advanced notice only)					
Standard:		5 Day:		3 Day:	
2 Day:		1 Day:	X	Custom TAT:	

Enthalpy Analytical - Orange

931 W. Barkley Avenue, Orange, CA 92868

Phone 714-771-6900

Matrix: A = Air S = Soil/Solid W = Water DW = Drinking Wate SD = Sediment PP = Pure Product SEA = Sea Water SW = Swab T = Tissue WP = Wipe O = Other

Preservatives: 1 = $Na_2S_2O_3$ 2 = HCl 3 = HNO_3 4 = H_2SO_4 5 = NaOH 6 = Other

Sample Receipt Temp: (lab use only)

CUSTOMER INFORMATION		PROJECT INFORMATION	
Company:	Chiquita Canyon, LLC	Name:	Stormwater Outlet
Report To:	Kate Logan	Number:	
Email:	kate.logan@wasteconnections.com	P.O. #:	
Address:	29201 Henry Mayo Drive	Address:	29201 Henry Mayo Drive
	Castaic, CA 91384		Castaic, CA 91384
Phone:	682-559-3880	Global ID:	
Fax:		Sampled By:	GA, CH

	Sample ID	Sampling Date	Sampling Time	Matrix	Container No. / Size	Pres.	SM4500-S2-D Total Sulfide	420.1 Total Phenolics	1664A Oil and Grease	9221B Tota Coliform	9221F E. Coli	300.0 Cl, Br, Fl, NO3, NO2, SO4	2540D TSS	5310B TOC	8270 SIM 1,4-Dioxane	SM2320B Alkalinity	Test Instructions / Comments
1	South Basin - Western Inlet	02/10/26	2226	W	31	1,2,4,6	X	X	X	X	X	X	X	X	X	X	Temp: 14.6°C, pH 8.66
2	South Basin - Eastern Inlet	02/10/26	2237	W	31	1,2,4,6	X	X	X	X	X	X	X	X	X	X	Temp: 14.6°C, pH 8.31
3																	
4																	
5																	
6																	
7																	
8																	
9																	
10																	

Additional email recipients:
matt.breuer@wasteconnections.com
stormwater@wasteconnections.com
tmb@swteng.com
aav@swteng.com

Direct invoices to:
Maribel Bolanos
(661) 257-3665

	Signature	Print Name	Company / Title	Date / Time
[1] Relinquished By:		G Alvarenga	CTRH	2/11/26 2:00
[1] Received By:		FRANK	CM	2/11/26 0700
[2] Relinquished By:				
[2] Received By:				
[3] Relinquished By:				
[3] Received By:				

ENTHALPY ANALYTICAL

Chain of Custody Record

Lab No:

Page: 3 of 3

Turn Around Time (rush by advanced notice only)

Standard:		5 Day:		3 Day:	
2 Day:		1 Day:	X	Custom TAT:	

Enthalpy Analytical - Orange

931 W. Barkley Avenue, Orange, CA 92868

Phone 714-771-6900

Matrix: A = Air S = Soil/Solid W = Water DW = Drinking Wate SD = Sediment PP = Pure Product SEA = Sea Water SW = Swab T = Tissue WP = Wipe O = Other

Preservatives: 1 = $Na_2S_2O_3$ 2 = HCl 3 = HNO_3 4 = H_2SO_4 5 = NaOH 6 = Other

Sample Receipt Temp: (lab use only)

CUSTOMER INFORMATION		PROJECT INFORMATION	
Company:	Chiquita Canyon, LLC	Name:	Stormwater Outlet
Report To:	Kate Logan	Number:	
Email:	kate.logan@wasteconnections.com	P.O. #:	
Address:	29201 Henry Mayo Drive	Address:	29201 Henry Mayo Drive
	Castaic, CA 91384		Castaic, CA 91384
Phone:	682-559-3880	Global ID:	
Fax:		Sampled By:	GA, CH

	Sample ID	Sampling Date	Sampling Time	Matrix	Container No. / Size	Pres.	SM5220D Chemical Oxygen Demand	SM2510B Specific Conductance	RSK-175 Carbon Dioxide	2540E TDS	SM2130B Turbidity	350.1 Ammonia	625.1 - See Comments	625.1 Alpha-Terpineol	SM5210B BOD		Test Instructions / Comments
1	South Basin - Western Inlet	02/10/26	2226	W	31	1,2,4,6	X	X	X	X	X	X	X	X	X		Temp: 14.6°C, pH 8.66
2	South Basin - Eastern Inlet	02/10/26	2237	W	31	1,2,4,6	X	X	X	X	X	X	X	X	X		Temp: 14.6°C, pH 8.31
3																	
4																	
5																	
6																	
7																	
8																	
9																	
10																	

Analysis Request

Test Instructions / Comments

625.1 - Benzoic Acid, Pyridine, Phenol, 2-methylphenol, 3,4-methylphenol, Cresol, Naphthalene, alpha-terpineol

Additional email recipients:
matt.breuer@wasteconnections.com
stormwater@wasteconnections.com
tmb@swteng.com
aav@swteng.com

Direct invoices to:
Maribel Bolanos
(661) 257-3665

	Signature	Print Name	Company / Title	Date / Time
[1] Relinquished By:		G. Hurley	GTEH	2/11/26 2:06
[1] Received By:		FedEx	ES	2/11/26 0700
[2] Relinquished By:				
[2] Received By:				
[3] Relinquished By:				
[3] Received By:				

SAMPLE RECEIPT CHECKLIST

Section 1: General Info

Date Received: 02/11/26 WO# 552835 Client: Waste Connections

Section 2: Shipping / Custody **Are custody seals present?** ☐ Yes ☒ No

Custody seals intact on arrival? ■ N/A ☐ Yes ☐ No ☐ On cooler / box ☐ On samples

☐ Courier ■ Walk-In ☐ Field Sampling ☐ Shipping Info: _____

Section 3a: Condition / Packaging ☐ **Outside 0.0 - 6.0°C (0.0 - 10.0°C for microbiology) (PM notified)**

Date Opened 02/11/26 By (initials) FPD Type of ice used: ■ Wet ☐ Blue/Gel ☐ None

☐ Samples received on ice directly from the field; cooling process had begun. (if checked, skip temperatures)

☐ Sample matrix doesn't require cooling (e.g. air, bulk PCB). (if checked, skip temperatures)

If no cooler: Observed/Adjusted Temp (°C): _____ / _____ Thermometer/IR Gun: IR10 CF: +0.2

Cooler Temp (°C) #1: 5.5 / 5.7 #2: 9.4 / 9.6 #3: 11.9 / 12.1 #4: 17.2 / 17.4 #5: ____ / ____ #6: ____ / ____

Section 3b: Microbiology Samples ■ **No microbiology samples submitted (skip 3b)**

☐ Within temp range 0.0 - 10.0°C or received on ice directly from field.

☐ Adequate headspace for microbiology analysis.

Section 3c: Air Samples ■ **No air samples submitted (skip 3c)**

☐ 1.4L Canisters ☐ 6L Canisters ☐ Tedlar Bags ☐ MCE Cassettes ☐ Sorbent Tubes ☐ Other _____

Section 4: Containers / Labels / Samples	YES	NO	N/A
1) Were custody papers present, filled properly, and legible?	x		
2) Is the sampler's name present on the CoC?	x		
3) Were containers received in good condition (unbroken / unopened / uncompromised)?	x		
4) Were the samples bagged? (required for microbiology samples; recommended for soil samples)	x		
5) Were all of, and only, the correct samples received?	x		
6) Are sample labels present, legible, and in agreement with the CoC?		x	
7) Does the container count match the CoC?	x		
8) Was sufficient sample volume / mass received for the analyses requested?	x		
9) Were samples received in proper containers for the analyses requested?	x		
10) Were samples received with > 1/2 holding time remaining?		x	
11) Are samples properly preserved as indicated by CoC / labels?	x		
12) Unpreserved VOAs received - If necessary, was the hold time changed in LIMS?			x
13) Are VOA vials free from headspace/bubbles > 6mm?	x		

Section 5: Explanations / Comments

(If no comments are made, then no discrepancies noted.)

4.10 - SAMPLES RECEIVED OUT OF HOLD FOR TOTAL COLIFORM / E. COLI

4.6 - 3 HCl-PRESERVED VOA VIALS FOR SAMPLE -002 (SOUTH BASIN - EASTERN INLET) RECEIVED UNLABELED.

☐ **No additional discrepancies**

Date Logged 02/11/26 **By (print)** FPD **(sign)** _____

Date Labeled 02/11/26 **By (print)** FPD **(sign)** _____

ENTHALPY ANALYTICAL

Analysis Results for 552835

Matt Breuer
Waste Connections
Chiquita Canyon Landfill
29201 Henry Mayo Drive
Castaic, CA 91384

Lab Job #: 552835
Project No: CCLF STORMWATER
Location: Chiquita Canyon Stormwater
Date Received: 02/11/26

Sample ID: SOUTH BASIN - WESTERN INLET | **Lab ID:** 552835-001 | **Matrix:** Water | **Collected:** 02/10/26 22:26

552835-001 Analyte	Result	Qual	Units	RL	MDL	DF	Batch	Prepared	Analyzed	Chemist
Method: EPA 1664A Prep Method: METHOD										
Total Oil and Grease	**3.0**	J	mg/L	4.9	0.96	0.99	395087	02/11/26	02/12/26	TTL
Method: EPA 200.7 Prep Method: EPA 3015A										
Calcium	**57**		mg/L	0.10	0.022	1	395117	02/11/26	02/12/26	SBW
Iron	**6.8**		mg/L	0.050	0.017	1	395415	02/14/26	02/17/26	TWJ
Magnesium	**8.0**		mg/L	0.10	0.010	1	395117	02/11/26	02/12/26	SBW
Potassium	**11**		mg/L	0.50	0.15	1	395117	02/11/26	02/12/26	SBW
Sodium	**75**		mg/L	0.50	0.017	1	395117	02/11/26	02/12/26	SBW
Method: EPA 200.8 Prep Method: EPA 3015A										
Antimony	**2.4**		ug/L	2.0	1.0	1	395119	02/11/26	02/12/26	KAM
Arsenic	**5.9**		ug/L	2.0	0.27	1	395119	02/11/26	02/12/26	KAM
Barium	**75**		ug/L	5.0	0.44	1	395119	02/11/26	02/12/26	KAM
Beryllium	**0.28**	J	ug/L	1.0	0.083	1	395119	02/11/26	02/12/26	KAM
Boron	**200**		ug/L	100	77	10	395119	02/11/26	02/11/26	KAM
Cadmium	ND		ug/L	1.0	0.26	1	395119	02/11/26	02/12/26	KAM
Chromium	**9.5**		ug/L	5.0	0.40	1	395119	02/11/26	02/12/26	KAM
Cobalt	**3.8**		ug/L	1.0	0.13	1	395119	02/11/26	02/12/26	KAM
Copper	**15**		ug/L	5.0	1.4	1	395119	02/11/26	02/12/26	KAM
Lead	**5.6**		ug/L	5.0	0.23	1	395119	02/11/26	02/12/26	KAM
Manganese	**120**		ug/L	10	4.5	1	395119	02/11/26	02/12/26	KAM
Nickel	**8.7**		ug/L	5.0	0.89	1	395119	02/11/26	02/12/26	KAM
Selenium	**3.3**	J	ug/L	4.0	1.8	1	395119	02/11/26	02/12/26	KAM
Silver	ND		ug/L	5.0	0.36	1	395119	02/11/26	02/12/26	KAM
Thallium	ND		ug/L	1.0	0.15	1	395119	02/11/26	02/12/26	KAM
Tin	ND		ug/L	5.0	1.5	1	395119	02/11/26	02/12/26	KAM
Vanadium	**21**		ug/L	5.0	0.36	1	395119	02/11/26	02/12/26	KAM
Zinc	**27**		ug/L	10	7.4	1	395119	02/11/26	02/12/26	KAM
Method: EPA 245.1 Prep Method: EPA 245.1										
Mercury	**0.094**	J	ug/L	0.40	0.089	1	395052	02/11/26	02/11/26	MLL
Method: EPA 300.0 Prep Method: METHOD										
Fluoride	**0.32**		mg/L	0.20	0.083	1	395101	02/11/26 13:41	02/12/26 02:26	KUM
Chloride	**36**		mg/L	1.0	0.27	1	395101	02/11/26 13:41	02/12/26 02:26	KUM
Nitrogen, Nitrite	**0.06**	J	mg/L	0.10	0.01	1	395101	02/11/26 13:41	02/12/26 02:26	KUM

Results for any subcontracted analyses are not included in this section.

ENTHALPY ANALYTICAL

Analysis Results for 552835

552835-001 Analyte	Result	Qual	Units	RL	MDL	DF	Batch	Prepared	Analyzed	Chemist
Bromide	**0.23**	J	mg/L	0.30	0.038	1	395101	02/11/26 13:41	02/12/26 02:26	KUM
Nitrogen, Nitrate	**2.0**		mg/L	0.10	0.05	1	395101	02/11/26 13:41	02/12/26 02:26	KUM
Sulfate	**170**		mg/L	5.0	0.98	5	395101	02/11/26 13:41	02/12/26 02:44	KUM
Method: EPA 350.1 Prep Method: METHOD										
Ammonia-N	**0.64**		mg/L	0.10	0.068	1	395042	02/11/26	02/11/26	CKN
Method: EPA 420.1 Prep Method: METHOD										
Total Phenolics	**0.033**		mg/L	0.010	0.0056	1	395122	02/11/26	02/12/26	LVL
Method: EPA 625.1 Prep Method: EPA 3510C										
Benzoic acid	**63**		ug/L	47	10	0.95	395126	02/11/26	02/26/26	TJW
2-Methylphenol	ND		ug/L	9.5	3.1	0.95	395126	02/11/26	02/12/26	TJW
Pyridine	ND		ug/L	9.5	2.7	0.95	395126	02/11/26	02/12/26	TJW
Phenol	ND		ug/L	9.5	2.0	0.95	395126	02/11/26	02/12/26	TJW
Naphthalene	ND		ug/L	9.5	3.4	0.95	395126	02/11/26	02/12/26	TJW
3-,4-Methylphenol	ND		ug/L	9.5	2.9	0.95	395126	02/11/26	02/12/26	TJW
Cresol	ND		ug/L	9.5		0.95	395126	02/11/26	02/12/26	TJW
a-Terpineol	**4.1**	J	ug/L	9.5	2.0	0.95	395126	02/11/26	02/12/26	TJW
Surrogates				**Limits**						
2-Fluorophenol	42%		%REC	36-95		0.95	395126	02/11/26	02/12/26	TJW
Phenol-d6	32%		%REC	28-82		0.95	395126	02/11/26	02/12/26	TJW
2,4,6-Tribromophenol	104%		%REC	61-140		0.95	395126	02/11/26	02/12/26	TJW
Nitrobenzene-d5	69%		%REC	48-123		0.95	395126	02/11/26	02/12/26	TJW
2-Fluorobiphenyl	58%		%REC	51-105		0.95	395126	02/11/26	02/12/26	TJW
Terphenyl-d14	76%		%REC	65-117		0.95	395126	02/11/26	02/12/26	TJW
Method: EPA 8081A Prep Method: EPA 3510C										
alpha-BHC	ND		ug/L	0.05	0.009	0.94	395031	02/11/26	03/09/26	HQN
beta-BHC	ND		ug/L	0.05	0.01	0.94	395031	02/11/26	03/09/26	HQN
gamma-BHC	ND		ug/L	0.05	0.008	0.94	395031	02/11/26	03/09/26	HQN
delta-BHC	ND		ug/L	0.05	0.01	0.94	395031	02/11/26	03/09/26	HQN
Heptachlor	ND		ug/L	0.05	0.01	0.94	395031	02/11/26	03/09/26	HQN
Aldrin	ND		ug/L	0.05	0.01	0.94	395031	02/11/26	03/09/26	HQN
Heptachlor epoxide	ND		ug/L	0.05	0.009	0.94	395031	02/11/26	03/09/26	HQN
Endosulfan I	ND		ug/L	0.05	0.01	0.94	395031	02/11/26	03/09/26	HQN
Dieldrin	ND		ug/L	0.09	0.01	0.94	395031	02/11/26	03/09/26	HQN
4,4'-DDE	ND		ug/L	0.09	0.03	0.94	395031	02/11/26	03/09/26	HQN
Endrin	ND		ug/L	0.09	0.01	0.94	395031	02/11/26	03/09/26	HQN
Endosulfan II	ND		ug/L	0.09	0.02	0.94	395031	02/11/26	03/09/26	HQN
Endosulfan sulfate	ND		ug/L	0.09	0.01	0.94	395031	02/11/26	03/09/26	HQN
4,4'-DDD	ND		ug/L	0.09	0.03	0.94	395031	02/11/26	03/09/26	HQN
Endrin aldehyde	ND		ug/L	0.09	0.03	0.94	395031	02/11/26	03/09/26	HQN
Endrin ketone	ND		ug/L	0.09	0.03	0.94	395031	02/11/26	03/09/26	HQN
4,4'-DDT	ND		ug/L	0.09	0.08	0.94	395031	02/11/26	03/09/26	HQN
Methoxychlor	ND		ug/L	0.09	0.04	0.94	395031	02/11/26	03/09/26	HQN
Toxaphene	ND		ug/L	1.9	0.4	0.94	395031	02/11/26	03/09/26	HQN
Chlordane (Technical)	ND		ug/L	0.9	0.2	0.94	395031	02/11/26	03/09/26	HQN
Surrogates				**Limits**						

Results for any subcontracted analyses are not included in this section.

ENTHALPY ANALYTICAL

Analysis Results for 552835

552835-001 Analyte	Result	Qual	Units	RL	MDL	DF	Batch	Prepared	Analyzed	Chemist
TCMX	100%		%REC	29-120		0.94	395031	02/11/26	03/09/26	HQN
Decachlorobiphenyl	91%		%REC	33-132		0.94	395031	02/11/26	03/09/26	HQN
Method: EPA 8082 Prep Method: EPA 3510C										
Aroclor-1016	ND		ug/L	0.47	0.29	0.94	395031	02/11/26	02/12/26	XLY
Aroclor-1221	ND		ug/L	0.47	0.44	0.94	395031	02/11/26	02/12/26	XLY
Aroclor-1232	ND		ug/L	0.47	0.26	0.94	395031	02/11/26	02/12/26	XLY
Aroclor-1242	ND		ug/L	0.47	0.27	0.94	395031	02/11/26	02/12/26	XLY
Aroclor-1248	ND		ug/L	0.47	0.22	0.94	395031	02/11/26	02/12/26	XLY
Aroclor-1254	ND		ug/L	0.47	0.25	0.94	395031	02/11/26	02/12/26	XLY
Aroclor-1260	ND		ug/L	0.47	0.31	0.94	395031	02/11/26	02/12/26	XLY
Aroclor-1262	ND		ug/L	0.47	0.28	0.94	395031	02/11/26	02/12/26	XLY
Aroclor-1268	ND		ug/L	0.47	0.24	0.94	395031	02/11/26	02/12/26	XLY
Surrogates				**Limits**						
Decachlorobiphenyl (PCB)	70%		%REC	28-138		0.94	395031	02/11/26	02/12/26	XLY
Method: EPA 8260B Prep Method: EPA 5030B										
Carbon Disulfide	ND		ug/L	5.0	0.1	1	395035	02/11/26	02/11/26	ZST
Chloroprene	ND		ug/L	200	2.7	1	395035	02/11/26	02/11/26	ZST
3-Chloropropene	ND		ug/L	5.0	0.2	1	395035	02/11/26	02/11/26	ZST
Ethyl methacrylate	ND		ug/L	50	3.9	1	395035	02/11/26	02/11/26	ZST
Ethanol	ND		ug/L	500	160	1	395035	02/11/26	02/11/26	ZST
2-Hexanone	ND		ug/L	5.0	1.3	1	395035	02/11/26	02/11/26	ZST
Isopropanol (IPA)	ND		ug/L	200	96	1	395035	02/11/26	02/11/26	ZST
Methyl acrylonitrile	ND		ug/L	35	4.2	1	395035	02/11/26	02/11/26	ZST
Vinyl Acetate	ND		ug/L	50	3.2	1	395035	02/11/26	02/11/26	ZST
Acrolein	ND		ug/L	200	2.6	1	395035	02/11/26	02/11/26	ZST
Acrylonitrile	ND		ug/L	10	0.7	1	395035	02/11/26	02/11/26	ZST
Freon 12	ND		ug/L	5.0	0.2	1	395035	02/11/26	02/11/26	ZST
Chloromethane	ND		ug/L	5.0	0.09	1	395035	02/11/26	02/11/26	ZST
Vinyl Chloride	ND		ug/L	5.0	0.1	1	395035	02/11/26	02/11/26	ZST
Bromomethane	ND		ug/L	5.0	0.1	1	395035	02/11/26	02/11/26	ZST
Chloroethane	ND		ug/L	5.0	0.1	1	395035	02/11/26	02/11/26	ZST
Trichlorofluoromethane	ND		ug/L	5.0	0.1	1	395035	02/11/26	02/11/26	ZST
Iodomethane	ND		ug/L	5.0		1	395035	02/11/26	02/11/26	ZST
Acetone	ND		ug/L	100	14	1	395035	02/11/26	02/11/26	ZST
Freon 113	ND		ug/L	5.0	0.1	1	395035	02/11/26	02/11/26	ZST
1,1-Dichloroethene	ND		ug/L	5.0	0.1	1	395035	02/11/26	02/11/26	ZST
Methylene Chloride	ND		ug/L	10	0.2	1	395035	02/11/26	02/11/26	ZST
MTBE	ND		ug/L	5.0	0.1	1	395035	02/11/26	02/11/26	ZST
trans-1,2-Dichloroethene	ND		ug/L	5.0	0.1	1	395035	02/11/26	02/11/26	ZST
1,1-Dichloroethane	ND		ug/L	5.0	0.09	1	395035	02/11/26	02/11/26	ZST
2-Butanone	ND		ug/L	10	1.3	1	395035	02/11/26	02/11/26	ZST
cis-1,2-Dichloroethene	ND		ug/L	5.0	0.1	1	395035	02/11/26	02/11/26	ZST
2,2-Dichloropropane	ND		ug/L	5.0	0.2	1	395035	02/11/26	02/11/26	ZST
Chloroform	ND		ug/L	5.0	0.08	1	395035	02/11/26	02/11/26	ZST
Bromochloromethane	ND		ug/L	5.0	0.1	1	395035	02/11/26	02/11/26	ZST
1,1,1-Trichloroethane	ND		ug/L	5.0	0.1	1	395035	02/11/26	02/11/26	ZST
1,1-Dichloropropene	ND		ug/L	5.0	0.1	1	395035	02/11/26	02/11/26	ZST
Carbon Tetrachloride	ND		ug/L	5.0	0.1	1	395035	02/11/26	02/11/26	ZST
1,2-Dichloroethane	ND		ug/L	5.0	0.2	1	395035	02/11/26	02/11/26	ZST

Results for any subcontracted analyses are not included in this section.

ENTHALPY ANALYTICAL

Analysis Results for 552835

552835-001 Analyte	Result	Qual	Units	RL	MDL	DF	Batch	Prepared	Analyzed	Chemist
Benzene	ND		ug/L	1.0	0.1	1	395035	02/11/26	02/11/26	ZST
Trichloroethene	ND		ug/L	5.0	0.1	1	395035	02/11/26	02/11/26	ZST
1,2-Dichloropropane	ND		ug/L	5.0	0.09	1	395035	02/11/26	02/11/26	ZST
Bromodichloromethane	ND		ug/L	5.0	0.07	1	395035	02/11/26	02/11/26	ZST
Dibromomethane	ND		ug/L	5.0	0.1	1	395035	02/11/26	02/11/26	ZST
4-Methyl-2-Pentanone	ND		ug/L	5.0	1.0	1	395035	02/11/26	02/11/26	ZST
cis-1,3-Dichloropropene	ND		ug/L	5.0	0.1	1	395035	02/11/26	02/11/26	ZST
Toluene	ND		ug/L	5.0	0.1	1	395035	02/11/26	02/11/26	ZST
trans-1,3-Dichloropropene	ND		ug/L	5.0	0.09	1	395035	02/11/26	02/11/26	ZST
1,1,2-Trichloroethane	ND		ug/L	5.0	0.1	1	395035	02/11/26	02/11/26	ZST
1,3-Dichloropropane	ND		ug/L	5.0	0.07	1	395035	02/11/26	02/11/26	ZST
Tetrachloroethene	ND		ug/L	5.0	0.2	1	395035	02/11/26	02/11/26	ZST
Dibromochloromethane	ND		ug/L	5.0	0.1	1	395035	02/11/26	02/11/26	ZST
1,2-Dibromoethane	ND		ug/L	5.0	0.1	1	395035	02/11/26	02/11/26	ZST
Chlorobenzene	ND		ug/L	5.0	0.1	1	395035	02/11/26	02/11/26	ZST
1,1,1,2-Tetrachloroethane	ND		ug/L	5.0	0.07	1	395035	02/11/26	02/11/26	ZST
Ethylbenzene	ND		ug/L	5.0	0.1	1	395035	02/11/26	02/11/26	ZST
m,p-Xylenes	ND		ug/L	5.0	0.2	1	395035	02/11/26	02/11/26	ZST
o-Xylene	ND		ug/L	5.0	0.1	1	395035	02/11/26	02/11/26	ZST
Styrene	ND		ug/L	5.0	0.1	1	395035	02/11/26	02/11/26	ZST
Bromoform	ND		ug/L	5.0	0.06	1	395035	02/11/26	02/11/26	ZST
Isopropylbenzene	ND		ug/L	5.0	0.1	1	395035	02/11/26	02/11/26	ZST
1,1,2,2-Tetrachloroethane	ND		ug/L	5.0	0.1	1	395035	02/11/26	02/11/26	ZST
1,2,3-Trichloropropane	ND		ug/L	5.0	0.3	1	395035	02/11/26	02/11/26	ZST
Propylbenzene	ND		ug/L	5.0	0.1	1	395035	02/11/26	02/11/26	ZST
Bromobenzene	ND		ug/L	5.0	0.1	1	395035	02/11/26	02/11/26	ZST
1,3,5-Trimethylbenzene	ND		ug/L	5.0	0.1	1	395035	02/11/26	02/11/26	ZST
2-Chlorotoluene	ND		ug/L	5.0	0.1	1	395035	02/11/26	02/11/26	ZST
4-Chlorotoluene	ND		ug/L	5.0	0.2	1	395035	02/11/26	02/11/26	ZST
tert-Butylbenzene	ND		ug/L	5.0	0.1	1	395035	02/11/26	02/11/26	ZST
1,2,4-Trimethylbenzene	ND		ug/L	5.0	0.1	1	395035	02/11/26	02/11/26	ZST
sec-Butylbenzene	ND		ug/L	5.0	0.2	1	395035	02/11/26	02/11/26	ZST
para-Isopropyl Toluene	ND		ug/L	5.0	0.2	1	395035	02/11/26	02/11/26	ZST
1,3-Dichlorobenzene	ND		ug/L	5.0	0.1	1	395035	02/11/26	02/11/26	ZST
1,4-Dichlorobenzene	ND		ug/L	5.0	0.2	1	395035	02/11/26	02/11/26	ZST
n-Butylbenzene	ND		ug/L	5.0	0.1	1	395035	02/11/26	02/11/26	ZST
1,2-Dichlorobenzene	ND		ug/L	5.0	0.1	1	395035	02/11/26	02/11/26	ZST
1,2-Dibromo-3-Chloropropane	ND		ug/L	5.0	0.6	1	395035	02/11/26	02/11/26	ZST
1,2,4-Trichlorobenzene	ND		ug/L	5.0	0.3	1	395035	02/11/26	02/11/26	ZST
Hexachlorobutadiene	ND		ug/L	5.0	0.3	1	395035	02/11/26	02/11/26	ZST
1,2,3-Trichlorobenzene	ND		ug/L	5.0	0.3	1	395035	02/11/26	02/11/26	ZST
cis-1,4-Dichloro-2-butene	ND		ug/L	5.0	0.3	1	395035	02/11/26	02/11/26	ZST
trans-1,4-Dichloro-2-butene	ND		ug/L	5.0	0.3	1	395035	02/11/26	02/11/26	ZST
Xylene (total)	ND		ug/L	5.0		1	395035	02/11/26	02/11/26	ZST
Surrogates				**Limits**						
Dibromofluoromethane	97%		%REC	70-130		1	395035	02/11/26	02/11/26	ZST
1,2-Dichloroethane-d4	104%		%REC	70-130		1	395035	02/11/26	02/11/26	ZST
Toluene-d8	97%		%REC	70-130		1	395035	02/11/26	02/11/26	ZST
Bromofluorobenzene	71%		%REC	70-130		1	395035	02/11/26	02/11/26	ZST
Method: EPA 8270C-SIM Prep Method: EPA 3535										
1,4-Dioxane	**0.92**	J	ug/L	1.0	0.84	1	395110	02/11/26	02/11/26	ZFA

Results for any subcontracted analyses are not included in this section.

ENTHALPY ANALYTICAL

Analysis Results for 552835

552835-001 Analyte	Result	Qual	Units	RL	MDL	DF	Batch	Prepared	Analyzed	Chemist
Surrogates				**Limits**						
1,4-Dioxane-d8 (SUR)	100%		%REC	80-120		1	395110	02/11/26	02/11/26	ZFA
Method: EPA 8270E Prep Method: EPA 3510C										
Carbazole	ND		ug/L	9.5	2.6	0.95	395126	02/11/26	02/12/26	TJW
N-Nitrosodimethylamine	ND		ug/L	9.5	2.7	0.95	395126	02/11/26	02/12/26	TJW
Aniline	ND		ug/L	9.5	2.7	0.95	395126	02/11/26	02/12/26	TJW
bis(2-Chloroethyl)ether	ND		ug/L	24	3.5	0.95	395126	02/11/26	02/12/26	TJW
2-Chlorophenol	ND		ug/L	9.5	3.4	0.95	395126	02/11/26	02/12/26	TJW
1,3-Dichlorobenzene	ND		ug/L	9.5	3.1	0.95	395126	02/11/26	02/12/26	TJW
1,4-Dichlorobenzene	ND		ug/L	9.5	3.2	0.95	395126	02/11/26	02/12/26	TJW
Benzyl alcohol	ND		ug/L	24	5.5	0.95	395126	02/11/26	02/12/26	TJW
1,2-Dichlorobenzene	ND		ug/L	9.5	3.2	0.95	395126	02/11/26	02/12/26	TJW
bis(2-Chloroisopropyl) ether	ND		ug/L	9.5	3.6	0.95	395126	02/11/26	02/12/26	TJW
N-Nitroso-di-n-propylamine	ND		ug/L	9.5	3.7	0.95	395126	02/11/26	02/12/26	TJW
Hexachloroethane	ND		ug/L	9.5	2.9	0.95	395126	02/11/26	02/12/26	TJW
Nitrobenzene	ND		ug/L	24	8.0	0.95	395126	02/11/26	02/12/26	TJW
Isophorone	ND		ug/L	9.5	3.5	0.95	395126	02/11/26	02/12/26	TJW
2-Nitrophenol	ND		ug/L	9.5	5.2	0.95	395126	02/11/26	02/12/26	TJW
2,4-Dimethylphenol	ND		ug/L	9.5	3.1	0.95	395126	02/11/26	02/12/26	TJW
bis(2-Chloroethoxy)methane	ND		ug/L	9.5	3.5	0.95	395126	02/11/26	02/12/26	TJW
2,4-Dichlorophenol	ND		ug/L	9.5	3.5	0.95	395126	02/11/26	02/12/26	TJW
1,2,4-Trichlorobenzene	ND		ug/L	9.5	3.3	0.95	395126	02/11/26	02/12/26	TJW
4-Chloroaniline	ND		ug/L	9.5	2.9	0.95	395126	02/11/26	02/12/26	TJW
Hexachlorobutadiene	ND		ug/L	9.5	2.1	0.95	395126	02/11/26	02/12/26	TJW
4-Chloro-3-methylphenol	ND		ug/L	9.5	3.4	0.95	395126	02/11/26	02/12/26	TJW
2-Methylnaphthalene	ND		ug/L	9.5	3.2	0.95	395126	02/11/26	02/12/26	TJW
Hexachlorocyclopentadiene	ND		ug/L	24	7.4	0.95	395126	02/11/26	02/12/26	TJW
2,4,6-Trichlorophenol	ND		ug/L	9.5	3.9	0.95	395126	02/11/26	02/12/26	TJW
2,4,5-Trichlorophenol	ND		ug/L	9.5	3.5	0.95	395126	02/11/26	02/12/26	TJW
2-Chloronaphthalene	ND		ug/L	9.5	3.2	0.95	395126	02/11/26	02/12/26	TJW
2-Nitroaniline	ND		ug/L	47	4.1	0.95	395126	02/11/26	02/12/26	TJW
Dimethylphthalate	ND		ug/L	9.5	3.2	0.95	395126	02/11/26	02/12/26	TJW
Acenaphthylene	ND		ug/L	9.5	3.7	0.95	395126	02/11/26	02/12/26	TJW
2,6-Dinitrotoluene	ND		ug/L	9.5	4.2	0.95	395126	02/11/26	02/12/26	TJW
3-Nitroaniline	ND		ug/L	9.5	3.8	0.95	395126	02/11/26	02/12/26	TJW
Acenaphthene	ND		ug/L	9.5	3.1	0.95	395126	02/11/26	02/12/26	TJW
2,4-Dinitrophenol	ND		ug/L	47	14	0.95	395126	02/11/26	02/12/26	TJW
4-Nitrophenol	ND		ug/L	47	8.0	0.95	395126	02/11/26	02/12/26	TJW
Dibenzofuran	ND		ug/L	9.5	3.0	0.95	395126	02/11/26	02/12/26	TJW
2,4-Dinitrotoluene	ND		ug/L	9.5	4.0	0.95	395126	02/11/26	02/12/26	TJW
Diethylphthalate	**200**	E	ug/L	9.5	2.8	0.95	395126	02/11/26	02/12/26	TJW
Fluorene	ND		ug/L	9.5	3.0	0.95	395126	02/11/26	02/12/26	TJW
4-Chlorophenyl-phenylether	ND		ug/L	9.5	2.9	0.95	395126	02/11/26	02/12/26	TJW
4-Nitroaniline	ND		ug/L	9.5	3.2	0.95	395126	02/11/26	02/12/26	TJW
4,6-Dinitro-2-methylphenol	ND		ug/L	47	16	0.95	395126	02/11/26	02/12/26	TJW
N-Nitrosodiphenylamine	ND		ug/L	9.5	3.7	0.95	395126	02/11/26	02/12/26	TJW
1,2-diphenylhydrazine (as azobenzene)	ND		ug/L	9.5	2.8	0.95	395126	02/11/26	02/12/26	TJW
4-Bromophenyl-phenylether	ND		ug/L	9.5	3.1	0.95	395126	02/11/26	02/12/26	TJW
Hexachlorobenzene	ND		ug/L	9.5	2.9	0.95	395126	02/11/26	02/12/26	TJW

Results for any subcontracted analyses are not included in this section.

ENTHALPY ANALYTICAL

Analysis Results for 552835

552835-001 Analyte	Result	Qual	Units	RL	MDL	DF	Batch	Prepared	Analyzed	Chemist
Pentachlorophenol	ND		ug/L	24	5.4	0.95	395126	02/11/26	02/12/26	TJW
Phenanthrene	ND		ug/L	9.5	2.8	0.95	395126	02/11/26	02/12/26	TJW
Anthracene	ND		ug/L	9.5	2.7	0.95	395126	02/11/26	02/12/26	TJW
Di-n-butylphthalate	ND		ug/L	9.5	2.9	0.95	395126	02/11/26	02/12/26	TJW
Fluoranthene	ND		ug/L	9.5	2.7	0.95	395126	02/11/26	02/12/26	TJW
Benzidine	ND		ug/L	47	18	0.95	395126	02/11/26	02/12/26	TJW
Pyrene	ND		ug/L	9.5	2.5	0.95	395126	02/11/26	02/12/26	TJW
Butylbenzylphthalate	ND		ug/L	9.5	3.4	0.95	395126	02/11/26	02/12/26	TJW
3,3'-Dichlorobenzidine	ND		ug/L	24	4.9	0.95	395126	02/11/26	02/12/26	TJW
Benzo(a)anthracene	ND		ug/L	9.5	2.3	0.95	395126	02/11/26	02/12/26	TJW
Chrysene	ND		ug/L	9.5	2.3	0.95	395126	02/11/26	02/12/26	TJW
bis(2-Ethylhexyl)phthalate	ND		ug/L	9.5	3.1	0.95	395126	02/11/26	02/12/26	TJW
Di-n-octylphthalate	ND		ug/L	9.5	4.5	0.95	395126	02/11/26	02/12/26	TJW
Benzo(b)fluoranthene	ND		ug/L	9.5	2.9	0.95	395126	02/11/26	02/12/26	TJW
Benzo(k)fluoranthene	ND		ug/L	9.5	3.0	0.95	395126	02/11/26	02/12/26	TJW
Benzo(a)pyrene	ND		ug/L	9.5	3.0	0.95	395126	02/11/26	02/12/26	TJW
Indeno(1,2,3-cd)pyrene	ND		ug/L	9.5	4.0	0.95	395126	02/11/26	02/12/26	TJW
Dibenz(a,h)anthracene	ND		ug/L	9.5	3.9	0.95	395126	02/11/26	02/12/26	TJW
Benzo(g,h,i)perylene	ND		ug/L	9.5	3.9	0.95	395126	02/11/26	02/12/26	TJW
Surrogates				**Limits**						
2-Fluorophenol	42%		%REC	15-120		0.95	395126	02/11/26	02/12/26	TJW
Phenol-d6	32%		%REC	15-120		0.95	395126	02/11/26	02/12/26	TJW
2,4,6-Tribromophenol	104%		%REC	15-140		0.95	395126	02/11/26	02/12/26	TJW
Nitrobenzene-d5	69%		%REC	15-123		0.95	395126	02/11/26	02/12/26	TJW
2-Fluorobiphenyl	58%		%REC	15-120		0.95	395126	02/11/26	02/12/26	TJW
Terphenyl-d14	76%		%REC	15-120		0.95	395126	02/11/26	02/12/26	TJW
Method: SM 4500-CN-E Prep Method: METHOD										
Cyanide	ND		mg/L	0.0050	0.0017	0.5	395115	02/11/26	02/12/26	JAK
Method: SM 4500-S2-D Prep Method: METHOD										
Sulfide	ND		mg/L	0.10		1	395150	02/11/26	02/11/26	TXC
Method: SM 5310B Prep Method: SM 5310B										
Total Organic Carbon	**44**		mg/L	1.0	0.49	1	395095	02/11/26	02/12/26	BDR
Method: SM 9221B Prep Method: METHOD										
Coliform, Total	**1,600**	H	MPN/100ml	1.8		1	395226	02/11/26 11:24	02/15/26 11:57	SMT
Method: SM 9221F										
Coliform, E. Coli	**110**	H	MPN/100ml	1.8		1	395226	02/11/26 11:24	02/14/26 10:59	SMT
Method: SM2130B										
Turbidity	**330**		NTU	0.20	0.12	1	395118	02/11/26 15:08	02/11/26 15:08	CDR
Method: SM2320B Prep Method: METHOD										
Bicarbonate	**88**		mg/L	4.0		1.7	395102	02/11/26	02/11/26	WWC
Alkalinity, Total as CaCO3	**79**		mg/L	3.3		1.7	395102	02/11/26	02/11/26	WWC
Method: SM2510B Prep Method: METHOD										

Results for any subcontracted analyses are not included in this section.

Analysis Results for 552835

552835-001 Analyte	Result	Qual	Units	RL	MDL	DF	Batch	Prepared	Analyzed	Chemist
Specific Conductance	**660**		umhos/cm	1.0		1	395100	02/11/26	02/11/26	JAG
Method: SM2540C Prep Method: METHOD										
Total Dissolved Solids	**510**		mg/L	20		2	395092	02/11/26	02/12/26	JAG
Method: SM2540D Prep Method: METHOD										
Total Suspended Solids	**320**		mg/L	0.5		1	395120	02/11/26	02/12/26	CKN
Method: SM5210B Prep Method: METHOD										
Biochemical Oxygen Demand	**45**	BOD3	mg/L	3.0		1	395084	02/11/26 15:44	02/16/26 16:36	AAB
Method: SM5220D Prep Method: SM 5220D										
Chemical Oxygen Demand	**170**		mg/L	4.0	2.0	1	395195	02/12/26	02/12/26	ARM

Results for any subcontracted analyses are not included in this section.

ENTHALPY ANALYTICAL

Analysis Results for 552835

Sample ID:	Lab ID: 552835-002	Collected: 02/10/26 22:37
SOUTH BASIN - EASTERN INLET	Matrix: Water	

552835-002 Analyte	Result	Qual	Units	RL	MDL	DF	Batch	Prepared	Analyzed	Chemist
Method: EPA 1664A Prep Method: METHOD										
Total Oil and Grease	**4.1**	J	mg/L	5.0	0.98	1	395087	02/11/26	02/12/26	TTL
Method: EPA 200.7 Prep Method: EPA 3015A										
Calcium	**110**		mg/L	0.10	0.022	1	395117	02/11/26	02/12/26	SBW
Iron	**6.8**		mg/L	0.050	0.017	1	395415	02/14/26	02/17/26	TWJ
Magnesium	**17**		mg/L	0.10	0.010	1	395117	02/11/26	02/12/26	SBW
Potassium	**15**		mg/L	0.50	0.15	1	395117	02/11/26	02/12/26	SBW
Sodium	**84**		mg/L	0.50	0.017	1	395117	02/11/26	02/12/26	SBW
Method: EPA 200.8 Prep Method: EPA 3015A										
Antimony	**2.1**		ug/L	2.0	1.0	1	395119	02/11/26	02/12/26	KAM
Arsenic	**8.2**		ug/L	2.0	0.27	1	395119	02/11/26	02/12/26	KAM
Barium	**200**		ug/L	5.0	0.44	1	395119	02/11/26	02/12/26	KAM
Beryllium	**0.50**	J	ug/L	1.0	0.083	1	395119	02/11/26	02/12/26	KAM
Boron	**180**		ug/L	100	77	10	395119	02/11/26	02/11/26	KAM
Cadmium	ND		ug/L	1.0	0.26	1	395119	02/11/26	02/12/26	KAM
Chromium	**19**		ug/L	5.0	0.40	1	395119	02/11/26	02/12/26	KAM
Cobalt	**7.9**		ug/L	1.0	0.13	1	395119	02/11/26	02/12/26	KAM
Copper	**31**		ug/L	5.0	1.4	1	395119	02/11/26	02/12/26	KAM
Lead	**17**		ug/L	5.0	0.23	1	395119	02/11/26	02/12/26	KAM
Manganese	**330**		ug/L	10	4.5	1	395119	02/11/26	02/12/26	KAM
Nickel	**18**		ug/L	5.0	0.89	1	395119	02/11/26	02/12/26	KAM
Selenium	**2.6**	J	ug/L	4.0	1.8	1	395119	02/11/26	02/12/26	KAM
Silver	ND		ug/L	5.0	0.36	1	395119	02/11/26	02/12/26	KAM
Thallium	ND		ug/L	1.0	0.15	1	395119	02/11/26	02/12/26	KAM
Tin	ND		ug/L	5.0	1.5	1	395119	02/11/26	02/12/26	KAM
Vanadium	**38**		ug/L	5.0	0.36	1	395119	02/11/26	02/12/26	KAM
Zinc	**170**		ug/L	10	7.4	1	395119	02/11/26	02/12/26	KAM
Method: EPA 245.1 Prep Method: EPA 245.1										
Mercury	ND		ug/L	0.40	0.089	1	395052	02/11/26	02/11/26	MLL
Method: EPA 300.0 Prep Method: METHOD										
Fluoride	**0.25**		mg/L	0.20	0.083	1	395101	02/11/26 13:41	02/12/26 03:38	KUM
Chloride	**69**		mg/L	1.0	0.27	1	395101	02/11/26 13:41	02/12/26 03:38	KUM
Nitrogen, Nitrite	**0.11**		mg/L	0.10	0.01	1	395101	02/11/26 13:41	02/12/26 03:38	KUM
Bromide	**0.25**	J	mg/L	0.30	0.038	1	395101	02/11/26 13:41	02/12/26 03:38	KUM
Nitrogen, Nitrate	**2.3**		mg/L	0.10	0.05	1	395101	02/11/26 13:41	02/12/26 03:38	KUM
Sulfate	**190**		mg/L	5.0	0.98	5	395101	02/11/26 13:41	02/12/26 03:55	KUM

Results for any subcontracted analyses are not included in this section.

ENTHALPY ANALYTICAL

Analysis Results for 552835

552835-002 Analyte	Result	Qual	Units	RL	MDL	DF	Batch	Prepared	Analyzed	Chemist
Method: EPA 350.1 Prep Method: METHOD										
Ammonia-N	**0.36**		mg/L	0.10	0.068	1	395042	02/11/26	02/11/26	CKN
Method: EPA 420.1 Prep Method: METHOD										
Total Phenolics	**0.014**		mg/L	0.010	0.0056	1	395122	02/11/26	02/12/26	LVL
Method: EPA 625.1 Prep Method: EPA 3510C										
a-Terpineol	ND		ug/L	9.5	2.0	0.95	395126	02/11/26	02/12/26	TJW
Benzoic acid	**23**	J,b	ug/L	48	10	0.95	395126	02/11/26	02/12/26	TJW
2-Methylphenol	ND		ug/L	9.5	3.1	0.95	395126	02/11/26	02/12/26	TJW
Pyridine	ND		ug/L	9.5	2.7	0.95	395126	02/11/26	02/12/26	TJW
Phenol	ND		ug/L	9.5	2.0	0.95	395126	02/11/26	02/12/26	TJW
Naphthalene	ND		ug/L	9.5	3.4	0.95	395126	02/11/26	02/12/26	TJW
3-,4-Methylphenol	ND		ug/L	9.5	2.9	0.95	395126	02/11/26	02/12/26	TJW
Cresol	ND		ug/L	9.5		0.95	395126	02/11/26	02/12/26	TJW
Surrogates				**Limits**						
2-Fluorophenol	32%	*	%REC	36-95		0.95	395126	02/11/26	02/12/26	TJW
Phenol-d6	26%	*	%REC	28-82		0.95	395126	02/11/26	02/12/26	TJW
2,4,6-Tribromophenol	102%		%REC	61-140		0.95	395126	02/11/26	02/12/26	TJW
Nitrobenzene-d5	48%		%REC	48-123		0.95	395126	02/11/26	02/12/26	TJW
2-Fluorobiphenyl	51%		%REC	51-105		0.95	395126	02/11/26	02/12/26	TJW
Terphenyl-d14	69%		%REC	65-117		0.95	395126	02/11/26	02/12/26	TJW
Method: EPA 8081A Prep Method: EPA 3510C										
alpha-BHC	ND		ug/L	0.05	0.01	0.95	395031	02/11/26	03/09/26	HQN
beta-BHC	ND		ug/L	0.05	0.01	0.95	395031	02/11/26	03/09/26	HQN
gamma-BHC	ND		ug/L	0.05	0.008	0.95	395031	02/11/26	03/09/26	HQN
delta-BHC	ND		ug/L	0.05	0.01	0.95	395031	02/11/26	03/09/26	HQN
Heptachlor	ND		ug/L	0.05	0.01	0.95	395031	02/11/26	03/09/26	HQN
Aldrin	ND		ug/L	0.05	0.01	0.95	395031	02/11/26	03/09/26	HQN
Heptachlor epoxide	ND		ug/L	0.05	0.009	0.95	395031	02/11/26	03/09/26	HQN
Endosulfan I	ND		ug/L	0.05	0.01	0.95	395031	02/11/26	03/09/26	HQN
Dieldrin	ND		ug/L	0.1	0.01	0.95	395031	02/11/26	03/09/26	HQN
4,4'-DDE	ND		ug/L	0.1	0.03	0.95	395031	02/11/26	03/09/26	HQN
Endrin	ND		ug/L	0.1	0.01	0.95	395031	02/11/26	03/09/26	HQN
Endosulfan II	ND		ug/L	0.1	0.02	0.95	395031	02/11/26	03/09/26	HQN
Endosulfan sulfate	ND		ug/L	0.1	0.01	0.95	395031	02/11/26	03/09/26	HQN
4,4'-DDD	ND		ug/L	0.1	0.03	0.95	395031	02/11/26	03/09/26	HQN
Endrin aldehyde	ND		ug/L	0.1	0.03	0.95	395031	02/11/26	03/09/26	HQN
Endrin ketone	ND		ug/L	0.1	0.03	0.95	395031	02/11/26	03/09/26	HQN
4,4'-DDT	ND		ug/L	0.1	0.08	0.95	395031	02/11/26	03/09/26	HQN
Methoxychlor	ND		ug/L	0.1	0.04	0.95	395031	02/11/26	03/09/26	HQN
Toxaphene	ND		ug/L	1.9	0.4	0.95	395031	02/11/26	03/09/26	HQN
Chlordane (Technical)	ND		ug/L	1.0	0.2	0.95	395031	02/11/26	03/09/26	HQN
Surrogates				**Limits**						
TCMX	81%		%REC	29-120		0.95	395031	02/11/26	03/09/26	HQN
Decachlorobiphenyl	77%		%REC	33-132		0.95	395031	02/11/26	03/09/26	HQN
Method: EPA 8082 Prep Method: EPA 3510C										
Aroclor-1016	ND		ug/L	0.48	0.29	0.95	395031	02/11/26	03/09/26	HQN

Results for any subcontracted analyses are not included in this section.

ENTHALPY ANALYTICAL

Analysis Results for 552835

552835-002 Analyte	Result	Qual	Units	RL	MDL	DF	Batch	Prepared	Analyzed	Chemist
Aroclor-1221	ND		ug/L	0.48	0.44	0.95	395031	02/11/26	03/09/26	HQN
Aroclor-1232	ND		ug/L	0.48	0.26	0.95	395031	02/11/26	03/09/26	HQN
Aroclor-1242	ND		ug/L	0.48	0.27	0.95	395031	02/11/26	03/09/26	HQN
Aroclor-1248	ND		ug/L	0.48	0.22	0.95	395031	02/11/26	03/09/26	HQN
Aroclor-1254	ND		ug/L	0.48	0.25	0.95	395031	02/11/26	03/09/26	HQN
Aroclor-1260	ND		ug/L	0.48	0.31	0.95	395031	02/11/26	03/09/26	HQN
Aroclor-1262	ND		ug/L	0.48	0.28	0.95	395031	02/11/26	03/09/26	HQN
Aroclor-1268	ND		ug/L	0.48	0.25	0.95	395031	02/11/26	03/09/26	HQN
Surrogates				**Limits**						
Decachlorobiphenyl (PCB)	69%		%REC	28-138		0.95	395031	02/11/26	03/09/26	HQN
Method: EPA 8260B Prep Method: EPA 5030B										
Carbon Disulfide	ND		ug/L	5.0	0.1	1	395035	02/11/26	02/11/26	ZST
Chloroprene	ND		ug/L	200	2.7	1	395035	02/11/26	02/11/26	ZST
3-Chloropropene	ND		ug/L	5.0	0.2	1	395035	02/11/26	02/11/26	ZST
Ethyl methacrylate	ND		ug/L	50	3.9	1	395035	02/11/26	02/11/26	ZST
Ethanol	ND		ug/L	500	160	1	395035	02/11/26	02/11/26	ZST
2-Hexanone	ND		ug/L	5.0	1.3	1	395035	02/11/26	02/11/26	ZST
Isopropanol (IPA)	ND		ug/L	200	96	1	395035	02/11/26	02/11/26	ZST
Methyl acrylonitrile	ND		ug/L	35	4.2	1	395035	02/11/26	02/11/26	ZST
Vinyl Acetate	ND		ug/L	50	3.2	1	395035	02/11/26	02/11/26	ZST
Acrolein	ND		ug/L	200	2.6	1	395035	02/11/26	02/11/26	ZST
Acrylonitrile	ND		ug/L	10	0.7	1	395035	02/11/26	02/11/26	ZST
Freon 12	ND		ug/L	5.0	0.2	1	395035	02/11/26	02/11/26	ZST
Chloromethane	ND		ug/L	5.0	0.09	1	395035	02/11/26	02/11/26	ZST
Vinyl Chloride	ND		ug/L	5.0	0.1	1	395035	02/11/26	02/11/26	ZST
Bromomethane	ND		ug/L	5.0	0.1	1	395035	02/11/26	02/11/26	ZST
Chloroethane	ND		ug/L	5.0	0.1	1	395035	02/11/26	02/11/26	ZST
Trichlorofluoromethane	ND		ug/L	5.0	0.1	1	395035	02/11/26	02/11/26	ZST
Iodomethane	ND		ug/L	5.0		1	395035	02/11/26	02/11/26	ZST
Acetone	ND		ug/L	100	14	1	395035	02/11/26	02/11/26	ZST
Freon 113	ND		ug/L	5.0	0.1	1	395035	02/11/26	02/11/26	ZST
1,1-Dichloroethene	ND		ug/L	5.0	0.1	1	395035	02/11/26	02/11/26	ZST
Methylene Chloride	ND		ug/L	10	0.2	1	395035	02/11/26	02/11/26	ZST
MTBE	ND		ug/L	5.0	0.1	1	395035	02/11/26	02/11/26	ZST
trans-1,2-Dichloroethene	ND		ug/L	5.0	0.1	1	395035	02/11/26	02/11/26	ZST
1,1-Dichloroethane	ND		ug/L	5.0	0.09	1	395035	02/11/26	02/11/26	ZST
2-Butanone	ND		ug/L	10	1.3	1	395035	02/11/26	02/11/26	ZST
cis-1,2-Dichloroethene	ND		ug/L	5.0	0.1	1	395035	02/11/26	02/11/26	ZST
2,2-Dichloropropane	ND		ug/L	5.0	0.2	1	395035	02/11/26	02/11/26	ZST
Chloroform	ND		ug/L	5.0	0.08	1	395035	02/11/26	02/11/26	ZST
Bromochloromethane	ND		ug/L	5.0	0.1	1	395035	02/11/26	02/11/26	ZST
1,1,1-Trichloroethane	ND		ug/L	5.0	0.1	1	395035	02/11/26	02/11/26	ZST
1,1-Dichloropropene	ND		ug/L	5.0	0.1	1	395035	02/11/26	02/11/26	ZST
Carbon Tetrachloride	ND		ug/L	5.0	0.1	1	395035	02/11/26	02/11/26	ZST
1,2-Dichloroethane	ND		ug/L	5.0	0.2	1	395035	02/11/26	02/11/26	ZST
Benzene	ND		ug/L	1.0	0.1	1	395035	02/11/26	02/11/26	ZST
Trichloroethene	ND		ug/L	5.0	0.1	1	395035	02/11/26	02/11/26	ZST
1,2-Dichloropropane	ND		ug/L	5.0	0.09	1	395035	02/11/26	02/11/26	ZST
Bromodichloromethane	ND		ug/L	5.0	0.07	1	395035	02/11/26	02/11/26	ZST
Dibromomethane	ND		ug/L	5.0	0.1	1	395035	02/11/26	02/11/26	ZST
4-Methyl-2-Pentanone	ND		ug/L	5.0	1.0	1	395035	02/11/26	02/11/26	ZST

Results for any subcontracted analyses are not included in this section.

ENTHALPY ANALYTICAL

Analysis Results for 552835

552835-002 Analyte	Result	Qual	Units	RL	MDL	DF	Batch	Prepared	Analyzed	Chemist
cis-1,3-Dichloropropene	ND		ug/L	5.0	0.1	1	395035	02/11/26	02/11/26	ZST
Toluene	ND		ug/L	5.0	0.1	1	395035	02/11/26	02/11/26	ZST
trans-1,3-Dichloropropene	ND		ug/L	5.0	0.09	1	395035	02/11/26	02/11/26	ZST
1,1,2-Trichloroethane	ND		ug/L	5.0	0.1	1	395035	02/11/26	02/11/26	ZST
1,3-Dichloropropane	ND		ug/L	5.0	0.07	1	395035	02/11/26	02/11/26	ZST
Tetrachloroethene	ND		ug/L	5.0	0.2	1	395035	02/11/26	02/11/26	ZST
Dibromochloromethane	ND		ug/L	5.0	0.1	1	395035	02/11/26	02/11/26	ZST
1,2-Dibromoethane	ND		ug/L	5.0	0.1	1	395035	02/11/26	02/11/26	ZST
Chlorobenzene	ND		ug/L	5.0	0.1	1	395035	02/11/26	02/11/26	ZST
1,1,1,2-Tetrachloroethane	ND		ug/L	5.0	0.07	1	395035	02/11/26	02/11/26	ZST
Ethylbenzene	ND		ug/L	5.0	0.1	1	395035	02/11/26	02/11/26	ZST
m,p-Xylenes	ND		ug/L	5.0	0.2	1	395035	02/11/26	02/11/26	ZST
o-Xylene	ND		ug/L	5.0	0.1	1	395035	02/11/26	02/11/26	ZST
Styrene	ND		ug/L	5.0	0.1	1	395035	02/11/26	02/11/26	ZST
Bromoform	ND		ug/L	5.0	0.06	1	395035	02/11/26	02/11/26	ZST
Isopropylbenzene	ND		ug/L	5.0	0.1	1	395035	02/11/26	02/11/26	ZST
1,1,2,2-Tetrachloroethane	ND		ug/L	5.0	0.1	1	395035	02/11/26	02/11/26	ZST
1,2,3-Trichloropropane	ND		ug/L	5.0	0.3	1	395035	02/11/26	02/11/26	ZST
Propylbenzene	ND		ug/L	5.0	0.1	1	395035	02/11/26	02/11/26	ZST
Bromobenzene	ND		ug/L	5.0	0.1	1	395035	02/11/26	02/11/26	ZST
1,3,5-Trimethylbenzene	ND		ug/L	5.0	0.1	1	395035	02/11/26	02/11/26	ZST
2-Chlorotoluene	ND		ug/L	5.0	0.1	1	395035	02/11/26	02/11/26	ZST
4-Chlorotoluene	ND		ug/L	5.0	0.2	1	395035	02/11/26	02/11/26	ZST
tert-Butylbenzene	ND		ug/L	5.0	0.1	1	395035	02/11/26	02/11/26	ZST
1,2,4-Trimethylbenzene	ND		ug/L	5.0	0.1	1	395035	02/11/26	02/11/26	ZST
sec-Butylbenzene	ND		ug/L	5.0	0.2	1	395035	02/11/26	02/11/26	ZST
para-Isopropyl Toluene	ND		ug/L	5.0	0.2	1	395035	02/11/26	02/11/26	ZST
1,3-Dichlorobenzene	ND		ug/L	5.0	0.1	1	395035	02/11/26	02/11/26	ZST
1,4-Dichlorobenzene	ND		ug/L	5.0	0.2	1	395035	02/11/26	02/11/26	ZST
n-Butylbenzene	ND		ug/L	5.0	0.1	1	395035	02/11/26	02/11/26	ZST
1,2-Dichlorobenzene	ND		ug/L	5.0	0.1	1	395035	02/11/26	02/11/26	ZST
1,2-Dibromo-3-Chloropropane	ND		ug/L	5.0	0.6	1	395035	02/11/26	02/11/26	ZST
1,2,4-Trichlorobenzene	ND		ug/L	5.0	0.3	1	395035	02/11/26	02/11/26	ZST
Hexachlorobutadiene	ND		ug/L	5.0	0.3	1	395035	02/11/26	02/11/26	ZST
1,2,3-Trichlorobenzene	ND		ug/L	5.0	0.3	1	395035	02/11/26	02/11/26	ZST
cis-1,4-Dichloro-2-butene	ND		ug/L	5.0	0.3	1	395035	02/11/26	02/11/26	ZST
trans-1,4-Dichloro-2-butene	ND		ug/L	5.0	0.3	1	395035	02/11/26	02/11/26	ZST
Xylene (total)	ND		ug/L	5.0		1	395035	02/11/26	02/11/26	ZST
Surrogates				**Limits**						
Dibromofluoromethane	98%		%REC	70-130		1	395035	02/11/26	02/11/26	ZST
1,2-Dichloroethane-d4	104%		%REC	70-130		1	395035	02/11/26	02/11/26	ZST
Toluene-d8	95%		%REC	70-130		1	395035	02/11/26	02/11/26	ZST
Bromofluorobenzene	71%		%REC	70-130		1	395035	02/11/26	02/11/26	ZST
Method: EPA 8270C-SIM Prep Method: EPA 3535										
1,4-Dioxane	ND		ug/L	1.0	0.84	1	395110	02/11/26	02/11/26	ZFA
Surrogates				**Limits**						
1,4-Dioxane-d8 (SUR)	103%		%REC	80-120		1	395110	02/11/26	02/11/26	ZFA
Method: EPA 8270E Prep Method: EPA 3510C										

Results for any subcontracted analyses are not included in this section.

ENTHALPY ANALYTICAL

Analysis Results for 552835

552835-002 Analyte	Result	Qual	Units	RL	MDL	DF	Batch	Prepared	Analyzed	Chemist
Carbazole	ND		ug/L	9.5	2.6	0.95	395126	02/11/26	02/12/26	TJW
N-Nitrosodimethylamine	ND		ug/L	9.5	2.7	0.95	395126	02/11/26	02/12/26	TJW
Aniline	ND		ug/L	9.5	2.7	0.95	395126	02/11/26	02/12/26	TJW
bis(2-Chloroethyl)ether	ND		ug/L	24	3.5	0.95	395126	02/11/26	02/12/26	TJW
2-Chlorophenol	ND		ug/L	9.5	3.5	0.95	395126	02/11/26	02/12/26	TJW
1,3-Dichlorobenzene	ND		ug/L	9.5	3.1	0.95	395126	02/11/26	02/12/26	TJW
1,4-Dichlorobenzene	ND		ug/L	9.5	3.2	0.95	395126	02/11/26	02/12/26	TJW
Benzyl alcohol	ND		ug/L	24	5.5	0.95	395126	02/11/26	02/12/26	TJW
1,2-Dichlorobenzene	ND		ug/L	9.5	3.2	0.95	395126	02/11/26	02/12/26	TJW
bis(2-Chloroisopropyl) ether	ND		ug/L	9.5	3.7	0.95	395126	02/11/26	02/12/26	TJW
N-Nitroso-di-n-propylamine	ND		ug/L	9.5	3.7	0.95	395126	02/11/26	02/12/26	TJW
Hexachloroethane	ND		ug/L	9.5	2.9	0.95	395126	02/11/26	02/12/26	TJW
Nitrobenzene	ND		ug/L	24	8.0	0.95	395126	02/11/26	02/12/26	TJW
Isophorone	ND		ug/L	9.5	3.5	0.95	395126	02/11/26	02/12/26	TJW
2-Nitrophenol	ND		ug/L	9.5	5.2	0.95	395126	02/11/26	02/12/26	TJW
2,4-Dimethylphenol	ND		ug/L	9.5	3.1	0.95	395126	02/11/26	02/12/26	TJW
bis(2-Chloroethoxy)methane	ND		ug/L	9.5	3.5	0.95	395126	02/11/26	02/12/26	TJW
2,4-Dichlorophenol	ND		ug/L	9.5	3.5	0.95	395126	02/11/26	02/12/26	TJW
1,2,4-Trichlorobenzene	ND		ug/L	9.5	3.3	0.95	395126	02/11/26	02/12/26	TJW
4-Chloroaniline	ND		ug/L	9.5	2.9	0.95	395126	02/11/26	02/12/26	TJW
Hexachlorobutadiene	ND		ug/L	9.5	2.1	0.95	395126	02/11/26	02/12/26	TJW
4-Chloro-3-methylphenol	ND		ug/L	9.5	3.4	0.95	395126	02/11/26	02/12/26	TJW
2-Methylnaphthalene	ND		ug/L	9.5	3.2	0.95	395126	02/11/26	02/12/26	TJW
Hexachlorocyclopentadiene	ND		ug/L	24	7.4	0.95	395126	02/11/26	02/12/26	TJW
2,4,6-Trichlorophenol	ND		ug/L	9.5	3.9	0.95	395126	02/11/26	02/12/26	TJW
2,4,5-Trichlorophenol	ND		ug/L	9.5	3.5	0.95	395126	02/11/26	02/12/26	TJW
2-Chloronaphthalene	ND		ug/L	9.5	3.3	0.95	395126	02/11/26	02/12/26	TJW
2-Nitroaniline	ND		ug/L	48	4.1	0.95	395126	02/11/26	02/12/26	TJW
Dimethylphthalate	ND		ug/L	9.5	3.3	0.95	395126	02/11/26	02/12/26	TJW
Acenaphthylene	ND		ug/L	9.5	3.7	0.95	395126	02/11/26	02/12/26	TJW
2,6-Dinitrotoluene	ND		ug/L	9.5	4.2	0.95	395126	02/11/26	02/12/26	TJW
3-Nitroaniline	ND		ug/L	9.5	3.8	0.95	395126	02/11/26	02/12/26	TJW
Acenaphthene	ND		ug/L	9.5	3.1	0.95	395126	02/11/26	02/12/26	TJW
2,4-Dinitrophenol	ND		ug/L	48	14	0.95	395126	02/11/26	02/12/26	TJW
4-Nitrophenol	ND		ug/L	48	8.1	0.95	395126	02/11/26	02/12/26	TJW
Dibenzofuran	ND		ug/L	9.5	3.1	0.95	395126	02/11/26	02/12/26	TJW
2,4-Dinitrotoluene	ND		ug/L	9.5	4.1	0.95	395126	02/11/26	02/12/26	TJW
Diethylphthalate	ND		ug/L	9.5	2.8	0.95	395126	02/11/26	02/12/26	TJW
Fluorene	ND		ug/L	9.5	3.0	0.95	395126	02/11/26	02/12/26	TJW
4-Chlorophenyl-phenylether	ND		ug/L	9.5	2.9	0.95	395126	02/11/26	02/12/26	TJW
4-Nitroaniline	ND		ug/L	9.5	3.2	0.95	395126	02/11/26	02/12/26	TJW
4,6-Dinitro-2-methylphenol	ND		ug/L	48	16	0.95	395126	02/11/26	02/12/26	TJW
N-Nitrosodiphenylamine	ND		ug/L	9.5	3.8	0.95	395126	02/11/26	02/12/26	TJW
1,2-diphenylhydrazine (as azobenzene)	ND		ug/L	9.5	2.8	0.95	395126	02/11/26	02/12/26	TJW
4-Bromophenyl-phenylether	ND		ug/L	9.5	3.1	0.95	395126	02/11/26	02/12/26	TJW
Hexachlorobenzene	ND		ug/L	9.5	2.9	0.95	395126	02/11/26	02/12/26	TJW
Pentachlorophenol	ND		ug/L	24	5.4	0.95	395126	02/11/26	02/12/26	TJW
Phenanthrene	ND		ug/L	9.5	2.8	0.95	395126	02/11/26	02/12/26	TJW
Anthracene	ND		ug/L	9.5	2.7	0.95	395126	02/11/26	02/12/26	TJW
Di-n-butylphthalate	ND		ug/L	9.5	2.9	0.95	395126	02/11/26	02/12/26	TJW
Fluoranthene	ND		ug/L	9.5	2.7	0.95	395126	02/11/26	02/12/26	TJW

Results for any subcontracted analyses are not included in this section.

ENTHALPY ANALYTICAL

Analysis Results for 552835

552835-002 Analyte	Result	Qual	Units	RL	MDL	DF	Batch	Prepared	Analyzed	Chemist
Benzidine	ND		ug/L	48	18	0.95	395126	02/11/26	02/12/26	TJW
Pyrene	ND		ug/L	9.5	2.6	0.95	395126	02/11/26	02/12/26	TJW
Butylbenzylphthalate	ND		ug/L	9.5	3.5	0.95	395126	02/11/26	02/12/26	TJW
3,3'-Dichlorobenzidine	ND		ug/L	24	4.9	0.95	395126	02/11/26	02/12/26	TJW
Benzo(a)anthracene	ND		ug/L	9.5	2.3	0.95	395126	02/11/26	02/12/26	TJW
Chrysene	ND		ug/L	9.5	2.4	0.95	395126	02/11/26	02/12/26	TJW
bis(2-Ethylhexyl)phthalate	ND		ug/L	9.5	3.2	0.95	395126	02/11/26	02/12/26	TJW
Di-n-octylphthalate	ND		ug/L	9.5	4.5	0.95	395126	02/11/26	02/12/26	TJW
Benzo(b)fluoranthene	ND		ug/L	9.5	2.9	0.95	395126	02/11/26	02/12/26	TJW
Benzo(k)fluoranthene	ND		ug/L	9.5	3.0	0.95	395126	02/11/26	02/12/26	TJW
Benzo(a)pyrene	ND		ug/L	9.5	3.0	0.95	395126	02/11/26	02/12/26	TJW
Indeno(1,2,3-cd)pyrene	ND		ug/L	9.5	4.0	0.95	395126	02/11/26	02/12/26	TJW
Dibenz(a,h)anthracene	ND		ug/L	9.5	4.0	0.95	395126	02/11/26	02/12/26	TJW
Benzo(g,h,i)perylene	ND		ug/L	9.5	3.9	0.95	395126	02/11/26	02/12/26	TJW
Surrogates				**Limits**						
2-Fluorophenol	32%		%REC	15-120		0.95	395126	02/11/26	02/12/26	TJW
Phenol-d6	26%		%REC	15-120		0.95	395126	02/11/26	02/12/26	TJW
2,4,6-Tribromophenol	102%		%REC	15-140		0.95	395126	02/11/26	02/12/26	TJW
Nitrobenzene-d5	48%		%REC	15-123		0.95	395126	02/11/26	02/12/26	TJW
2-Fluorobiphenyl	51%		%REC	15-120		0.95	395126	02/11/26	02/12/26	TJW
Terphenyl-d14	69%		%REC	15-120		0.95	395126	02/11/26	02/12/26	TJW
Method: SM 4500-CN-E Prep Method: METHOD										
Cyanide	ND		mg/L	0.0050	0.0017	0.5	395115	02/11/26	02/12/26	JAK
Method: SM 4500-S2-D Prep Method: METHOD										
Sulfide	ND		mg/L	0.10		1	395150	02/11/26	02/11/26	TXC
Method: SM 5310B Prep Method: SM 5310B										
Total Organic Carbon	**32**		mg/L	1.0	0.49	1	395095	02/11/26	02/12/26	BDR
Method: SM 9221B Prep Method: METHOD										
Coliform, Total	**1,600**	H	MPN/100ml	1.8		1	395226	02/11/26 11:24	02/15/26 11:57	SMT
Method: SM 9221F										
Coliform, E. Coli	**920**	H	MPN/100ml	1.8		1	395226	02/11/26 11:24	02/14/26 10:59	SMT
Method: SM2130B										
Turbidity	**950**		NTU	0.20	0.12	1	395118	02/11/26 15:08	02/11/26 15:08	CDR
Method: SM2320B Prep Method: METHOD										
Bicarbonate	**110**		mg/L	4.0		1.7	395102	02/11/26	02/11/26	WWC
Alkalinity, Total as CaCO3	**110**		mg/L	3.3		1.7	395102	02/11/26	02/11/26	WWC
Method: SM2510B Prep Method: METHOD										
Specific Conductance	**820**		umhos/cm	1.0		1	395100	02/11/26	02/11/26	JAG
Method: SM2540C Prep Method: METHOD										
Total Dissolved Solids	**580**		mg/L	20		2	395092	02/11/26	02/12/26	JAG

Results for any subcontracted analyses are not included in this section.

Analysis Results for 552835

552835-002 Analyte	Result	Qual	Units	RL	MDL	DF	Batch	Prepared	Analyzed	Chemist
Method: SM2540D Prep Method: METHOD										
Total Suspended Solids	**680**		mg/L	0.5		1	395120	02/11/26	02/12/26	CKN
Method: SM5210B Prep Method: METHOD										
Biochemical Oxygen Demand	**22**		mg/L	3.0		1	395084	02/11/26 15:44	02/16/26 16:36	AAB
Method: SM5220D Prep Method: SM 5220D										
Chemical Oxygen Demand	**200**		mg/L	4.0	2.0	1	395195	02/12/26	02/12/26	ARM

*	Value is outside QC limits
BOD3	Estimated result due to over-depletion
E	Response exceeds instrument's linear range
H	Holding time was exceeded
J	Estimated value
ND	Not Detected
b	See narrative

Results for any subcontracted analyses are not included in this section.

ENTHALPY ANALYTICAL

Batch QC

Type: Blank	Lab ID: QC1339603	Batch: 395087
Matrix: Water	Method: EPA 1664A	Prep Method: METHOD

QC1339603 Analyte	Result	Qual	Units	RL	MDL	Prepared	Analyzed
Total Oil and Grease	ND		mg/L	5.0	0.97	02/11/26	02/12/26

Type: Lab Control Sample	Lab ID: QC1339604	Batch: 395087
Matrix: Water	Method: EPA 1664A	Prep Method: METHOD

QC1339604 Analyte	Result	Spiked	Units	Recovery	Qual	Limits
Total Oil and Grease	35.40	40.00	mg/L	89%		78-114

Type: Lab Control Sample Duplicate	Lab ID: QC1339605	Batch: 395087
Matrix: Water	Method: EPA 1664A	Prep Method: METHOD

QC1339605 Analyte	Result	Spiked	Units	Recovery	Qual	Limits	RPD	RPD Lim
Total Oil and Grease	36.90	40.00	mg/L	92%		78-114	4	18

Type: Blank	Lab ID: QC1339709	Batch: 395117
Matrix: Water	Method: EPA 200.7	Prep Method: EPA 3015A

QC1339709 Analyte	Result	Qual	Units	RL	MDL	Prepared	Analyzed
Calcium	ND		mg/L	0.10	0.0095	02/11/26	02/12/26
Magnesium	ND		mg/L	0.10	0.017	02/11/26	02/12/26
Potassium	ND		mg/L	0.50	0.20	02/11/26	02/12/26
Sodium	ND		mg/L	0.50	0.017	02/11/26	02/12/26

Type: Lab Control Sample	Lab ID: QC1339710	Batch: 395117
Matrix: Water	Method: EPA 200.7	Prep Method: EPA 3015A

QC1339710 Analyte	Result	Spiked	Units	Recovery	Qual	Limits
Calcium	21.00	20.40	mg/L	103%		85-115
Magnesium	20.65	20.40	mg/L	101%		85-115
Potassium	25.57	24.00	mg/L	107%		85-115
Sodium	21.03	20.40	mg/L	103%		85-115

Type: Matrix Spike	Lab ID: QC1339713	Batch: 395117
Matrix (Source ID): Water (552771-002)	Method: EPA 200.7	Prep Method: EPA 3015A

QC1339713 Analyte	Result	Source Sample Result	Spiked	Units	Recovery	Qual	Limits	DF
Calcium	61.59	41.76	20.40	mg/L	97%		75-125	1
Magnesium	36.83	16.80	20.40	mg/L	98%		75-125	1
Potassium	35.43	9.746	24.00	mg/L	107%		75-125	1
Sodium	413.1	397.9	20.40	mg/L	75%	E,NM	75-125	1

ENTHALPY ANALYTICAL

Batch QC

Type:	Matrix Spike Duplicate	Lab ID:	QC1339714	Batch:	395117
Matrix (Source ID):	Water (552771-002)	Method:	EPA 200.7	Prep Method:	EPA 3015A

QC1339714 Analyte	Result	Source Sample Result	Spiked	Units	Recovery	Qual	Limits	RPD	RPD Lim	DF
Calcium	61.70	41.76	20.40	mg/L	98%		75-125	0	20	1
Magnesium	36.90	16.80	20.40	mg/L	99%		75-125	0	20	1
Potassium	35.54	9.746	24.00	mg/L	107%		75-125	0	20	1
Sodium	412.6	397.9	20.40	mg/L	72%	E,NM	75-125		20	1

Type:	Matrix Spike	Lab ID:	QC1339715	Batch:	395117
Matrix (Source ID):	Water (552804-001)	Method:	EPA 200.7	Prep Method:	EPA 3015A

QC1339715 Analyte	Result	Source Sample Result	Spiked	Units	Recovery	Qual	Limits	DF
Calcium	123.7	103.7	20.40	mg/L	98%	NM	75-125	1
Magnesium	40.45	19.60	20.40	mg/L	102%		75-125	1
Potassium	31.75	5.281	24.00	mg/L	110%		75-125	1
Sodium	139.1	119.5	20.40	mg/L	96%	NM	75-125	1

Type:	Matrix Spike Duplicate	Lab ID:	QC1339716	Batch:	395117
Matrix (Source ID):	Water (552804-001)	Method:	EPA 200.7	Prep Method:	EPA 3015A

QC1339716 Analyte	Result	Source Sample Result	Spiked	Units	Recovery	Qual	Limits	RPD	RPD Lim	DF
Calcium	123.0	103.7	20.40	mg/L	94%	NM	75-125	1	20	1
Magnesium	39.09	19.60	20.40	mg/L	96%		75-125	3	20	1
Potassium	29.83	5.281	24.00	mg/L	102%		75-125	6	20	1
Sodium	138.5	119.5	20.40	mg/L	93%	NM	75-125	0	20	1

Type:	Serial Dilution	Lab ID:	QC1339839	Batch:	395117
Matrix (Source ID):	Water (552771-002)	Method:	EPA 200.7	Prep Method:	EPA 3015A

QC1339839 Analyte	Result	Source Sample Result	Units	Qual	RPD	RPD Lim	DF
Calcium	41.01	41.76	mg/L				5
Magnesium	16.70	16.80	mg/L				5
Potassium	9.094	9.746	mg/L				5
Sodium	406.8	397.9	mg/L				5

Type:	Blank	Lab ID:	QC1340783	Batch:	395415
Matrix:	Water	Method:	EPA 200.7	Prep Method:	EPA 3015A

QC1340783 Analyte	Result	Qual	Units	RL	MDL	Prepared	Analyzed
Iron	ND		mg/L	0.050	0.017	02/14/26	02/17/26

ENTHALPY ANALYTICAL

Batch QC

Type:	Lab Control Sample	Lab ID:	QC1340784	Batch:	395415
Matrix:	Water	Method:	EPA 200.7	Prep Method:	EPA 3015A

QC1340784 Analyte	Result	Spiked	Units	Recovery	Qual	Limits
Iron	0.3830	0.4000	mg/L	96%		85-115

Type:	Matrix Spike	Lab ID:	QC1340786	Batch:	395415
Matrix (Source ID):	Water (553136-002)	Method:	EPA 200.7	Prep Method:	EPA 3015A

QC1340786 Analyte	Result	Source Sample Result	Spiked	Units	Recovery	Qual	Limits	DF
Iron	2.684	2.288	0.4000	mg/L	99%	NM	75-125	1

Type:	Matrix Spike Duplicate	Lab ID:	QC1340787	Batch:	395415
Matrix (Source ID):	Water (553136-002)	Method:	EPA 200.7	Prep Method:	EPA 3015A

QC1340787 Analyte	Result	Source Sample Result	Spiked	Units	Recovery	Qual	Limits	RPD	RPD Lim	DF
Iron	2.689	2.288	0.4000	mg/L	100%	NM	75-125	0	20	1

Type:	Serial Dilution	Lab ID:	QC1340788	Batch:	395415
Matrix (Source ID):	Water (553136-002)	Method:	EPA 200.7	Prep Method:	EPA 3015A

QC1340788 Analyte	Result	Source Sample Result	Units	Qual	RPD	RPD Lim	DF
Iron	2.284	2.288	mg/L				5

ENTHALPY ANALYTICAL

Batch QC

Type:	**Blank**	**Lab ID:**	**QC1339711**	**Batch:**	**395119**
Matrix:	**Water**	**Method:**	**EPA 200.8**	**Prep Method:**	**EPA 3015A**

QC1339711 Analyte	Result	Qual	Units	RL	MDL	Prepared	Analyzed
Antimony	ND		ug/L	2.0	1.0	02/11/26	02/11/26
Arsenic	ND		ug/L	2.0	0.27	02/11/26	02/11/26
Barium	ND		ug/L	5.0	0.44	02/11/26	02/11/26
Beryllium	ND		ug/L	1.0	0.083	02/11/26	02/11/26
Boron	ND		ug/L	10	7.7	02/11/26	02/11/26
Cadmium	ND		ug/L	1.0	0.26	02/11/26	02/11/26
Chromium	ND		ug/L	5.0	0.40	02/11/26	02/11/26
Cobalt	ND		ug/L	1.0	0.13	02/11/26	02/11/26
Copper	ND		ug/L	3.0	1.4	02/11/26	02/11/26
Lead	ND		ug/L	5.0	0.23	02/11/26	02/11/26
Manganese	ND		ug/L	10	4.5	02/11/26	02/11/26
Nickel	ND		ug/L	5.0	0.89	02/11/26	02/11/26
Selenium	ND		ug/L	2.0	1.8	02/11/26	02/11/26
Silver	ND		ug/L	5.0	0.36	02/11/26	02/11/26
Thallium	ND		ug/L	1.0	0.25	02/11/26	02/11/26
Tin	ND		ug/L	5.0	1.5	02/11/26	02/11/26
Vanadium	ND		ug/L	5.0	0.36	02/11/26	02/11/26
Zinc	ND		ug/L	10	7.4	02/11/26	02/11/26

Type:	**Lab Control Sample**	**Lab ID:**	**QC1339712**	**Batch:**	**395119**
Matrix:	**Water**	**Method:**	**EPA 200.8**	**Prep Method:**	**EPA 3015A**

QC1339712 Analyte	Result	Spiked	Units	Recovery	Qual	Limits
Antimony	101.6	100.0	ug/L	102%		85-115
Arsenic	93.38	100.0	ug/L	93%		85-115
Barium	93.91	100.0	ug/L	94%		85-115
Beryllium	92.58	100.0	ug/L	93%		85-115
Boron	89.48	100.0	ug/L	89%		85-115
Cadmium	95.36	100.0	ug/L	95%		85-115
Chromium	96.68	100.0	ug/L	97%		85-115
Cobalt	99.27	100.0	ug/L	99%		85-115
Copper	98.22	100.0	ug/L	98%		85-115
Lead	89.92	100.0	ug/L	90%		85-115
Manganese	97.23	100.0	ug/L	97%		85-115
Nickel	98.92	100.0	ug/L	99%		85-115
Selenium	88.81	100.0	ug/L	89%		85-115
Silver	46.46	50.00	ug/L	93%		85-115
Thallium	104.3	100.0	ug/L	104%		85-115
Tin	98.35	100.0	ug/L	98%		85-115
Vanadium	97.15	100.0	ug/L	97%		85-115
Zinc	94.58	100.0	ug/L	95%		85-115

ENTHALPY ANALYTICAL

Batch QC

Type:	Matrix Spike	Lab ID:	QC1339717	Batch:	395119
Matrix (Source ID):	Water (552666-001)	Method:	EPA 200.8	Prep Method:	EPA 3015A

QC1339717 Analyte	Result	Source Sample Result	Spiked	Units	Recovery	Qual	Limits	DF
Antimony	108.7	ND	100.0	ug/L	109%		70-130	10
Arsenic	96.54	0.4520	100.0	ug/L	96%		70-130	10
Barium	382.8	287.2	100.0	ug/L	96%		70-130	10
Beryllium	99.09	ND	100.0	ug/L	99%		70-130	10
Boron	175.1	95.60	100.0	ug/L	79%		70-130	10
Cadmium	95.03	ND	100.0	ug/L	95%		70-130	10
Chromium	102.8	7.850	100.0	ug/L	95%		70-130	10
Cobalt	97.14	0.1120	100.0	ug/L	97%		70-130	10
Copper	96.77	2.988	100.0	ug/L	94%		70-130	10
Lead	98.78	ND	100.0	ug/L	99%		70-130	10
Manganese	142.3	49.83	100.0	ug/L	92%		70-130	10
Nickel	97.72	2.284	100.0	ug/L	95%		70-130	10
Selenium	97.05	ND	100.0	ug/L	97%		70-130	10
Silver	46.34	ND	50.00	ug/L	93%		70-130	10
Thallium	99.88	ND	100.0	ug/L	100%		70-130	10
Tin	93.81	ND	100.0	ug/L	94%		70-130	10
Vanadium	104.9	9.400	100.0	ug/L	96%		70-130	10
Zinc	101.6	16.51	100.0	ug/L	85%		70-130	10

Type:	Matrix Spike Duplicate	Lab ID:	QC1339718	Batch:	395119
Matrix (Source ID):	Water (552666-001)	Method:	EPA 200.8	Prep Method:	EPA 3015A

QC1339718 Analyte	Result	Source Sample Result	Spiked	Units	Recovery	Qual	Limits	RPD	RPD Lim	DF
Antimony	110.6	ND	100.0	ug/L	111%		70-130	2	20	10
Arsenic	101.8	0.4520	100.0	ug/L	101%		70-130	5	20	10
Barium	374.0	287.2	100.0	ug/L	87%		70-130	2	20	10
Beryllium	98.32	ND	100.0	ug/L	98%		70-130	1	20	10
Boron	183.0	95.60	100.0	ug/L	87%		70-130	4	20	10
Cadmium	97.85	ND	100.0	ug/L	98%		70-130	3	20	10
Chromium	103.1	7.850	100.0	ug/L	95%		70-130	0	20	10
Cobalt	100.4	0.1120	100.0	ug/L	100%		70-130	3	20	10
Copper	99.26	2.988	100.0	ug/L	96%		70-130	3	20	10
Lead	100.8	ND	100.0	ug/L	101%		70-130	2	20	10
Manganese	145.2	49.83	100.0	ug/L	95%		70-130	2	20	10
Nickel	103.1	2.284	100.0	ug/L	101%		70-130	5	20	10
Selenium	95.15	ND	100.0	ug/L	95%		70-130	2	20	10
Silver	49.89	ND	50.00	ug/L	100%		70-130	7	20	10
Thallium	99.74	ND	100.0	ug/L	100%		70-130	0	20	10
Tin	102.0	ND	100.0	ug/L	102%		70-130	8	20	10
Vanadium	109.1	9.400	100.0	ug/L	100%		70-130	4	20	10
Zinc	105.0	16.51	100.0	ug/L	89%		70-130	3	20	10

ENTHALPY ANALYTICAL

Batch QC

Type:	Matrix Spike	Lab ID:	QC1339720	Batch:	395119
Matrix (Source ID):	Water (552861-002)	Method:	EPA 200.8	Prep Method:	EPA 3015A

QC1339720 Analyte	Result	Source Sample Result	Spiked	Units	Recovery	Qual	Limits	DF
Antimony	109.5	ND	100.0	ug/L	110%		70-130	10
Arsenic	103.2	2.800	100.0	ug/L	100%		70-130	10
Barium	177.7	86.42	100.0	ug/L	91%		70-130	10
Beryllium	97.99	ND	100.0	ug/L	98%		70-130	10
Boron	120.7	ND	100.0	ug/L	121%		70-130	10
Cadmium	99.14	ND	100.0	ug/L	99%		70-130	10
Chromium	97.43	ND	100.0	ug/L	97%		70-130	10
Cobalt	96.85	ND	100.0	ug/L	97%		70-130	10
Copper	109.2	7.073	100.0	ug/L	102%		70-130	10
Lead	98.66	ND	100.0	ug/L	99%		70-130	10
Manganese	96.20	ND	100.0	ug/L	96%		70-130	10
Nickel	99.44	ND	100.0	ug/L	99%		70-130	10
Selenium	98.05	ND	100.0	ug/L	98%		70-130	10
Silver	48.70	ND	50.00	ug/L	97%		70-130	10
Thallium	100.1	ND	100.0	ug/L	100%		70-130	10
Tin	98.47	ND	100.0	ug/L	98%		70-130	10
Vanadium	103.2	5.220	100.0	ug/L	98%		70-130	10
Zinc	97.84	89.19	100.0	ug/L	9%	*	70-130	10

Type:	Matrix Spike Duplicate	Lab ID:	QC1339721	Batch:	395119
Matrix (Source ID):	Water (552861-002)	Method:	EPA 200.8	Prep Method:	EPA 3015A

QC1339721 Analyte	Result	Source Sample Result	Spiked	Units	Recovery	Qual	Limits	RPD	RPD Lim	DF
Antimony	106.7	ND	100.0	ug/L	107%		70-130	3	20	10
Arsenic	106.4	2.800	100.0	ug/L	104%		70-130	3	20	10
Barium	178.3	86.42	100.0	ug/L	92%		70-130	0	20	10
Beryllium	94.80	ND	100.0	ug/L	95%		70-130	3	20	10
Boron	116.4	ND	100.0	ug/L	116%		70-130	4	20	10
Cadmium	98.93	ND	100.0	ug/L	99%		70-130	0	20	10
Chromium	97.25	ND	100.0	ug/L	97%		70-130	0	20	10
Cobalt	100.9	ND	100.0	ug/L	101%		70-130	4	20	10
Copper	108.2	7.073	100.0	ug/L	101%		70-130	1	20	10
Lead	101.8	ND	100.0	ug/L	102%		70-130	3	20	10
Manganese	99.23	ND	100.0	ug/L	99%		70-130	3	20	10
Nickel	100.1	ND	100.0	ug/L	100%		70-130	1	20	10
Selenium	104.0	ND	100.0	ug/L	104%		70-130	6	20	10
Silver	49.31	ND	50.00	ug/L	99%		70-130	1	20	10
Thallium	102.9	ND	100.0	ug/L	103%		70-130	3	20	10
Tin	102.3	ND	100.0	ug/L	102%		70-130	4	20	10
Vanadium	102.8	5.220	100.0	ug/L	98%		70-130	0	20	10
Zinc	100.3	89.19	100.0	ug/L	11%	*	70-130	2	20	10

ENTHALPY ANALYTICAL

Batch QC

Type:	**Blank**	**Lab ID:**	**QC1339529**	**Batch:**	**395052**
Matrix:	**Water**	**Method:**	**EPA 245.1**	**Prep Method:**	**EPA 245.1**

QC1339529 Analyte	Result	Qual	Units	RL	MDL	Prepared	Analyzed
Mercury	ND		ug/L	0.40	0.089	02/11/26	02/11/26

Type:	**Lab Control Sample**	**Lab ID:**	**QC1339531**	**Batch:**	**395052**
Matrix:	**Filtrate**	**Method:**	**EPA 245.1**	**Prep Method:**	**EPA 245.1**

QC1339531 Analyte	Result	Spiked	Units	Recovery	Qual	Limits
Mercury	4.393	5.000	ug/L	88%		85-115

Type:	**Matrix Spike**	**Lab ID:**	**QC1339532**	**Batch:**	**395052**
Matrix (Source ID):	**Water (552764-001)**	**Method:**	**EPA 245.1**	**Prep Method:**	**EPA 245.1**

QC1339532 Analyte	Result	Source Sample Result	Spiked	Units	Recovery	Qual	Limits	DF
Mercury	2.270	ND	5.000	ug/L	45%	*	75-125	1

Type:	**Matrix Spike Duplicate**	**Lab ID:**	**QC1339533**	**Batch:**	**395052**
Matrix (Source ID):	**Water (552764-001)**	**Method:**	**EPA 245.1**	**Prep Method:**	**EPA 245.1**

QC1339533 Analyte	Result	Source Sample Result	Spiked	Units	Recovery	Qual	Limits	RPD	RPD Lim	DF
Mercury	2.394	ND	5.000	ug/L	48%	*	75-125	5	20	1

Type:	**Blank**	**Lab ID:**	**QC1339641**	**Batch:**	**395101**
Matrix:	**Water**	**Method:**	**EPA 300.0**	**Prep Method:**	**METHOD**

QC1339641 Analyte	Result	Qual	Units	RL	MDL	Prepared	Analyzed
Fluoride	ND		mg/L	0.20	0.083	02/11/26 13:41	02/11/26 14:31
Chloride	ND		mg/L	1.0	0.27	02/11/26 13:41	02/11/26 14:31
Nitrogen, Nitrite	ND		mg/L	0.10	0.01	02/11/26 13:41	02/11/26 14:31
Bromide	ND		mg/L	0.30	0.038	02/11/26 13:41	02/11/26 14:31
Nitrogen, Nitrate	ND		mg/L	0.10	0.05	02/11/26 13:41	02/11/26 14:31
Sulfate	ND		mg/L	1.0	0.20	02/11/26 13:41	02/11/26 14:31

Type:	**Lab Control Sample**	**Lab ID:**	**QC1339642**	**Batch:**	**395101**
Matrix:	**Water**	**Method:**	**EPA 300.0**	**Prep Method:**	**METHOD**

QC1339642 Analyte	Result	Spiked	Units	Recovery	Qual	Limits
Fluoride	9.908	10.00	mg/L	99%		90-110
Chloride	47.83	50.00	mg/L	96%		90-110
Nitrogen, Nitrite	4.512	4.567	mg/L	99%		90-110
Bromide	14.84	15.00	mg/L	99%		90-110
Nitrogen, Nitrate	4.437	4.518	mg/L	98%		90-110
Sulfate	24.74	25.00	mg/L	99%		90-110

ENTHALPY ANALYTICAL

Batch QC

Type:	Matrix Spike	Lab ID:	QC1339643	Batch:	395101
Matrix (Source ID):	Water (552787-001)	Method:	EPA 300.0	Prep Method:	METHOD

QC1339643 Analyte	Result	Source Sample Result	Spiked	Units	Recovery	Qual	Limits	DF
Fluoride	20.80	ND	20.00	mg/L	104%		80-129	1
Chloride	137.9	35.57	100.0	mg/L	102%		80-123	1
Nitrogen, Nitrite	9.504	0.01441	9.134	mg/L	104%		80-122	1
Bromide	15.28	0.4253	15.00	mg/L	99%		80-121	1
Nitrogen, Nitrate	9.104	0.1175	9.036	mg/L	99%		80-123	1
Sulfate	67.20	15.81	50.00	mg/L	103%		79-124	1

Type:	Matrix Spike Duplicate	Lab ID:	QC1339644	Batch:	395101
Matrix (Source ID):	Water (552787-001)	Method:	EPA 300.0	Prep Method:	METHOD

QC1339644 Analyte	Result	Source Sample Result	Spiked	Units	Recovery	Qual	Limits	RPD	RPD Lim	DF
Fluoride	20.60	ND	20.00	mg/L	103%		80-129	1	21	1
Chloride	139.3	35.57	100.0	mg/L	104%		80-123	1	20	1
Nitrogen, Nitrite	9.540	0.01441	9.134	mg/L	104%		80-122	0	21	1
Bromide	15.26	0.4253	15.00	mg/L	99%		80-121	0	20	1
Nitrogen, Nitrate	9.080	0.1175	9.036	mg/L	99%		80-123	0	20	1
Sulfate	66.75	15.81	50.00	mg/L	102%		79-124	1	20	1

Type:	Matrix Spike	Lab ID:	QC1339645	Batch:	395101
Matrix (Source ID):	Water (552835-001)	Method:	EPA 300.0	Prep Method:	METHOD

QC1339645 Analyte	Result	Source Sample Result	Spiked	Units	Recovery	Qual	Limits	DF
Fluoride	21.02	0.3183	20.00	mg/L	103%		80-129	1
Chloride	138.4	36.44	100.0	mg/L	102%		80-123	1
Nitrogen, Nitrite	9.477	0.06047	9.134	mg/L	103%		80-122	1
Bromide	15.06	0.2270	15.00	mg/L	99%		80-121	1
Nitrogen, Nitrate	11.07	2.012	9.036	mg/L	100%		80-123	1
Sulfate	201.7	169.7	50.00	mg/L	64%	E,*	79-124	1

Type:	Matrix Spike Duplicate	Lab ID:	QC1339646	Batch:	395101
Matrix (Source ID):	Water (552835-001)	Method:	EPA 300.0	Prep Method:	METHOD

QC1339646 Analyte	Result	Source Sample Result	Spiked	Units	Recovery	Qual	Limits	RPD	RPD Lim	DF
Fluoride	21.05	0.3183	20.00	mg/L	104%		80-129	0	21	1
Chloride	138.6	36.44	100.0	mg/L	102%		80-123	0	20	1
Nitrogen, Nitrite	9.510	0.06047	9.134	mg/L	103%		80-122	0	21	1
Bromide	15.09	0.2270	15.00	mg/L	99%		80-121	0	20	1
Nitrogen, Nitrate	11.08	2.012	9.036	mg/L	100%		80-123	0	20	1
Sulfate	201.6	169.7	50.00	mg/L	64%	E,*	79-124		20	1

ENTHALPY ANALYTICAL

Batch QC

Type:	Lab Control Sample	**Lab ID:**	QC1339494	**Batch:**	395042
Matrix:	Water	**Method:**	EPA 350.1	**Prep Method:**	METHOD

QC1339494 Analyte	Result	Spiked	Units	Recovery	Qual	Limits
Ammonia-N	0.9088	1.000	mg/L	91%		90-110

Type:	Matrix Spike	**Lab ID:**	QC1339495	**Batch:**	395042
Matrix (Source ID):	Drinking Water (552441-001)	**Method:**	EPA 350.1	**Prep Method:**	METHOD

QC1339495 Analyte	Result	Source Sample Result	Spiked	Units	Recovery	Qual	Limits	DF
Ammonia-N	1.308	0.2543	1.000	mg/L	105%		90-110	1

Type:	Matrix Spike Duplicate	**Lab ID:**	QC1339496	**Batch:**	395042
Matrix (Source ID):	Drinking Water (552441-001)	**Method:**	EPA 350.1	**Prep Method:**	METHOD

QC1339496 Analyte	Result	Source Sample Result	Spiked	Units	Recovery	Qual	Limits	RPD	RPD Lim	DF
Ammonia-N	1.109	0.2543	1.000	mg/L	85%	*	90-110	16	20	1

Type:	Blank	**Lab ID:**	QC1339497	**Batch:**	395042
Matrix:	Water	**Method:**	EPA 350.1	**Prep Method:**	METHOD

QC1339497 Analyte	Result	Qual	Units	RL	MDL	Prepared	Analyzed
Ammonia-N	ND		mg/L	0.10	0.068	02/11/26	02/11/26

Type:	Blank	**Lab ID:**	QC1339733	**Batch:**	395122
Matrix:	Water	**Method:**	EPA 420.1	**Prep Method:**	METHOD

QC1339733 Analyte	Result	Qual	Units	RL	MDL	Prepared	Analyzed
Total Phenolics	ND		mg/L	0.010	0.0056	02/11/26	02/12/26

Type:	Lab Control Sample	**Lab ID:**	QC1339734	**Batch:**	395122
Matrix:	Water	**Method:**	EPA 420.1	**Prep Method:**	METHOD

QC1339734 Analyte	Result	Spiked	Units	Recovery	Qual	Limits
Total Phenolics	0.07300	0.08000	mg/L	91%		80-120

Type:	Lab Control Sample Duplicate	**Lab ID:**	QC1339735	**Batch:**	395122
Matrix:	Water	**Method:**	EPA 420.1	**Prep Method:**	METHOD

QC1339735 Analyte	Result	Spiked	Units	Recovery	Qual	Limits	RPD	RPD Lim
Total Phenolics	0.07800	0.08000	mg/L	98%		80-120	7	20

ENTHALPY ANALYTICAL

Batch QC

Type: Blank	Lab ID: QC1339752	Batch: 395126
Matrix: Water		

QC1339752 Analyte	Result	Qual	Units	RL	MDL	Prepared	Analyzed
Method: EPA 625.1 Prep Method: EPA 3510C							
a-Terpineol	ND		ug/L	10	2.1	02/11/26	02/12/26
Benzoic acid	ND		ug/L	50	11	02/11/26	02/11/26
2-Methylphenol	ND		ug/L	10	3.2	02/11/26	02/11/26
Pyridine	ND		ug/L	10	2.8	02/11/26	02/11/26
Phenol	ND		ug/L	10	2.1	02/11/26	02/11/26
Naphthalene	ND		ug/L	10	3.6	02/11/26	02/11/26
3-,4-Methylphenol	ND		ug/L	10	3.0	02/11/26	02/11/26
Cresol	ND		ug/L	10		02/11/26	02/11/26
Surrogates				**Limits**			
2-Fluorophenol	39%		%REC	36-95		02/11/26	02/11/26
Phenol-d6	27%	*	%REC	28-82		02/11/26	02/11/26
2,4,6-Tribromophenol	74%		%REC	61-140		02/11/26	02/11/26
Nitrobenzene-d5	65%		%REC	48-123		02/11/26	02/11/26
2-Fluorobiphenyl	61%		%REC	51-105		02/11/26	02/11/26
Terphenyl-d14	83%		%REC	65-117		02/11/26	02/11/26
Method: EPA 8270E Prep Method: EPA 3510C							
Carbazole	ND		ug/L	10	2.8	02/11/26	02/11/26
N-Nitrosodimethylamine	ND		ug/L	10	2.9	02/11/26	02/11/26
Aniline	ND		ug/L	10	2.8	02/11/26	02/11/26
bis(2-Chloroethyl)ether	ND		ug/L	25	3.7	02/11/26	02/11/26
2-Chlorophenol	ND		ug/L	10	3.6	02/11/26	02/11/26
1,3-Dichlorobenzene	ND		ug/L	10	3.3	02/11/26	02/11/26
1,4-Dichlorobenzene	ND		ug/L	10	3.4	02/11/26	02/11/26
Benzyl alcohol	ND		ug/L	25	5.8	02/11/26	02/11/26
1,2-Dichlorobenzene	ND		ug/L	10	3.3	02/11/26	02/11/26
bis(2-Chloroisopropyl) ether	ND		ug/L	10	3.8	02/11/26	02/11/26
N-Nitroso-di-n-propylamine	ND		ug/L	10	3.9	02/11/26	02/11/26
Hexachloroethane	ND		ug/L	10	3.0	02/11/26	02/11/26
Nitrobenzene	ND		ug/L	25	8.4	02/11/26	02/11/26
Isophorone	ND		ug/L	10	3.7	02/11/26	02/11/26
2-Nitrophenol	ND		ug/L	10	5.4	02/11/26	02/11/26
2,4-Dimethylphenol	ND		ug/L	10	3.2	02/11/26	02/11/26
bis(2-Chloroethoxy)methane	ND		ug/L	10	3.7	02/11/26	02/11/26
2,4-Dichlorophenol	ND		ug/L	10	3.7	02/11/26	02/11/26
1,2,4-Trichlorobenzene	ND		ug/L	10	3.4	02/11/26	02/11/26
4-Chloroaniline	ND		ug/L	10	3.1	02/11/26	02/11/26
Hexachlorobutadiene	ND		ug/L	10	2.2	02/11/26	02/11/26
4-Chloro-3-methylphenol	ND		ug/L	10	3.6	02/11/26	02/11/26
2-Methylnaphthalene	ND		ug/L	10	3.4	02/11/26	02/11/26
Hexachlorocyclopentadiene	ND		ug/L	25	7.8	02/11/26	02/11/26
2,4,6-Trichlorophenol	ND		ug/L	10	4.1	02/11/26	02/11/26
2,4,5-Trichlorophenol	ND		ug/L	10	3.7	02/11/26	02/11/26
2-Chloronaphthalene	ND		ug/L	10	3.4	02/11/26	02/11/26
2-Nitroaniline	ND		ug/L	50	4.3	02/11/26	02/11/26

ENTHALPY ANALYTICAL

Batch QC

QC1339752 Analyte	Result	Qual	Units	RL	MDL	Prepared	Analyzed
Dimethylphthalate	ND		ug/L	10	3.4	02/11/26	02/11/26
Acenaphthylene	ND		ug/L	10	3.9	02/11/26	02/11/26
2,6-Dinitrotoluene	ND		ug/L	10	4.4	02/11/26	02/11/26
3-Nitroaniline	ND		ug/L	10	4.0	02/11/26	02/11/26
Acenaphthene	ND		ug/L	10	3.2	02/11/26	02/11/26
2,4-Dinitrophenol	ND		ug/L	50	15	02/11/26	02/11/26
4-Nitrophenol	ND		ug/L	50	8.5	02/11/26	02/11/26
Dibenzofuran	ND		ug/L	10	3.2	02/11/26	02/11/26
2,4-Dinitrotoluene	ND		ug/L	10	4.3	02/11/26	02/11/26
Diethylphthalate	ND		ug/L	10	2.9	02/11/26	02/11/26
Fluorene	ND		ug/L	10	3.1	02/11/26	02/11/26
4-Chlorophenyl-phenylether	ND		ug/L	10	3.1	02/11/26	02/11/26
4-Nitroaniline	ND		ug/L	10	3.3	02/11/26	02/11/26
4,6-Dinitro-2-methylphenol	ND		ug/L	50	17	02/11/26	02/11/26
N-Nitrosodiphenylamine	ND		ug/L	10	4.0	02/11/26	02/11/26
1,2-diphenylhydrazine (as azobenzene)	ND		ug/L	10	2.9	02/11/26	02/11/26
4-Bromophenyl-phenylether	ND		ug/L	10	3.3	02/11/26	02/11/26
Hexachlorobenzene	ND		ug/L	10	3.0	02/11/26	02/11/26
Pentachlorophenol	ND		ug/L	25	5.7	02/11/26	02/11/26
Phenanthrene	ND		ug/L	10	2.9	02/11/26	02/11/26
Anthracene	ND		ug/L	10	2.8	02/11/26	02/11/26
Di-n-butylphthalate	ND		ug/L	10	3.0	02/11/26	02/11/26
Fluoranthene	ND		ug/L	10	2.8	02/11/26	02/11/26
Benzidine	ND		ug/L	50	19	02/11/26	02/11/26
Pyrene	ND		ug/L	10	2.7	02/11/26	02/11/26
Butylbenzylphthalate	ND		ug/L	10	3.6	02/11/26	02/11/26
3,3'-Dichlorobenzidine	ND		ug/L	25	5.2	02/11/26	02/11/26
Benzo(a)anthracene	ND		ug/L	10	2.4	02/11/26	02/11/26
Chrysene	ND		ug/L	10	2.5	02/11/26	02/11/26
bis(2-Ethylhexyl)phthalate	ND		ug/L	10	3.3	02/11/26	02/11/26
Di-n-octylphthalate	ND		ug/L	10	4.7	02/11/26	02/11/26
Benzo(b)fluoranthene	ND		ug/L	10	3.0	02/11/26	02/11/26
Benzo(k)fluoranthene	ND		ug/L	10	3.1	02/11/26	02/11/26
Benzo(a)pyrene	ND		ug/L	10	3.1	02/11/26	02/11/26
Indeno(1,2,3-cd)pyrene	ND		ug/L	10	4.2	02/11/26	02/11/26
Dibenz(a,h)anthracene	ND		ug/L	10	4.2	02/11/26	02/11/26
Benzo(g,h,i)perylene	ND		ug/L	10	4.1	02/11/26	02/11/26
Surrogates				**Limits**			
2-Fluorophenol	39%		%REC	15-120		02/11/26	02/11/26
Phenol-d6	27%		%REC	15-120		02/11/26	02/11/26
2,4,6-Tribromophenol	74%		%REC	15-140		02/11/26	02/11/26
Nitrobenzene-d5	65%		%REC	15-123		02/11/26	02/11/26
2-Fluorobiphenyl	61%		%REC	15-120		02/11/26	02/11/26
Terphenyl-d14	83%		%REC	15-120		02/11/26	02/11/26

ENTHALPY ANALYTICAL

Batch QC

Type: Lab Control Sample	Lab ID: QC1339753	Batch: 395126
Matrix: Water		

QC1339753 Analyte	Result	Spiked	Units	Recovery	Qual	Limits
Method: EPA 625.1 Prep Method: EPA 3510C						
2-Methylphenol	56.59	75.00	ug/L	75%		44-120
Pyridine	34.56	75.00	ug/L	46%		13-120
Phenol	27.13	75.00	ug/L	36%		10-85
Naphthalene	61.73	75.00	ug/L	82%		23-133
3-,4-Methylphenol	52.87	75.00	ug/L	70%		40-120
Surrogates						
2-Fluorophenol	21.21	40.00	ug/L	53%		36-95
Phenol-d6	14.34	40.00	ug/L	36%		28-82
2,4,6-Tribromophenol	42.71	40.00	ug/L	107%		61-140
Nitrobenzene-d5	34.04	40.00	ug/L	85%		48-123
2-Fluorobiphenyl	31.57	40.00	ug/L	79%		51-105
Terphenyl-d14	34.82	40.00	ug/L	87%		65-117
Method: EPA 8270E Prep Method: EPA 3510C						
Phenol	27.13	75.00	ug/L	36%		14-120
2-Chlorophenol	60.54	75.00	ug/L	81%		46-120
1,4-Dichlorobenzene	58.51	75.00	ug/L	78%		42-120
3-,4-Methylphenol	52.87	75.00	ug/L	70%		40-120
N-Nitroso-di-n-propylamine	62.19	75.00	ug/L	83%		54-121
2,4-Dimethylphenol	67.12	75.00	ug/L	89%		48-120
1,2,4-Trichlorobenzene	60.57	75.00	ug/L	81%		45-120
4-Chloro-3-methylphenol	67.76	75.00	ug/L	90%		60-121
2,4,5-Trichlorophenol	72.09	75.00	ug/L	96%		62-124
Acenaphthene	64.67	75.00	ug/L	86%		56-120
4-Nitrophenol	32.15	75.00	ug/L	43%		17-120
2,4-Dinitrotoluene	74.51	75.00	ug/L	99%		69-127
Pentachlorophenol	78.73	75.00	ug/L	105%		51-120
Pyrene	70.66	75.00	ug/L	94%		68-123
Chrysene	69.08	75.00	ug/L	92%		66-120
Benzo(b)fluoranthene	70.50	75.00	ug/L	94%		67-120
Surrogates						
2-Fluorophenol	21.21	40.00	ug/L	53%		15-120
Phenol-d6	14.34	40.00	ug/L	36%		15-120
2,4,6-Tribromophenol	42.71	40.00	ug/L	107%		15-140
Nitrobenzene-d5	34.04	40.00	ug/L	85%		15-123
2-Fluorobiphenyl	31.57	40.00	ug/L	79%		15-120
Terphenyl-d14	34.82	40.00	ug/L	87%		15-120

ENTHALPY ANALYTICAL

Batch QC

Type: Lab Control Sample Duplicate **Lab ID:** QC1339754 **Batch:** 395126
Matrix: Water

QC1339754 Analyte	Result	Spiked	Units	Recovery	Qual	Limits	RPD	RPD Lim
Method: EPA 625.1 Prep Method: EPA 3510C								
2-Methylphenol	58.26	75.00	ug/L	78%		44-120	3	51
Pyridine	35.20	75.00	ug/L	47%		13-120	2	62
Phenol	28.06	75.00	ug/L	37%		10-85	3	52
Naphthalene	63.05	75.00	ug/L	84%		23-133	2	50
3-,4-Methylphenol	54.46	75.00	ug/L	73%		40-120	3	51
Surrogates								
2-Fluorophenol	22.06	40.00	ug/L	55%		36-95		
Phenol-d6	14.95	40.00	ug/L	37%		28-82		
2,4,6-Tribromophenol	43.24	40.00	ug/L	108%		61-140		
Nitrobenzene-d5	35.89	40.00	ug/L	90%		48-123		
2-Fluorobiphenyl	32.34	40.00	ug/L	81%		51-105		
Terphenyl-d14	35.29	40.00	ug/L	88%		65-117		
Method: EPA 8270E Prep Method: EPA 3510C								
Phenol	28.06	75.00	ug/L	37%		14-120	3	52
2-Chlorophenol	62.38	75.00	ug/L	83%		46-120	3	52
1,4-Dichlorobenzene	59.97	75.00	ug/L	80%		42-120	2	53
3-,4-Methylphenol	54.46	75.00	ug/L	73%		40-120	3	51
N-Nitroso-di-n-propylamine	64.48	75.00	ug/L	86%		54-121	4	52
2,4-Dimethylphenol	69.74	75.00	ug/L	93%		48-120	4	52
1,2,4-Trichlorobenzene	63.12	75.00	ug/L	84%		45-120	4	54
4-Chloro-3-methylphenol	69.27	75.00	ug/L	92%		60-121	2	47
2,4,5-Trichlorophenol	74.67	75.00	ug/L	100%		62-124	4	46
Acenaphthene	65.83	75.00	ug/L	88%		56-120	2	46
4-Nitrophenol	32.91	75.00	ug/L	44%		17-120	2	44
2,4-Dinitrotoluene	76.41	75.00	ug/L	102%		69-127	3	40
Pentachlorophenol	81.85	75.00	ug/L	109%		51-120	4	42
Pyrene	71.16	75.00	ug/L	95%		68-123	1	39
Chrysene	69.58	75.00	ug/L	93%		66-120	1	38
Benzo(b)fluoranthene	68.84	75.00	ug/L	92%		67-120	2	39
Surrogates								
2-Fluorophenol	22.06	40.00	ug/L	55%		15-120		
Phenol-d6	14.95	40.00	ug/L	37%		15-120		
2,4,6-Tribromophenol	43.24	40.00	ug/L	108%		15-140		
Nitrobenzene-d5	35.89	40.00	ug/L	90%		15-123		
2-Fluorobiphenyl	32.34	40.00	ug/L	81%		15-120		
Terphenyl-d14	35.29	40.00	ug/L	88%		15-120		

ENTHALPY ANALYTICAL

Batch QC

Type: Blank	Lab ID: QC1339704	Batch: 395031
Matrix: Water		

QC1339704 Analyte	Result	Qual	Units	RL	MDL	Prepared	Analyzed
Method: EPA 8081A Prep Method: EPA 3510C							
alpha-BHC	ND		ug/L	0.05	0.02	02/11/26	02/11/26
beta-BHC	ND		ug/L	0.05	0.01	02/11/26	02/11/26
gamma-BHC	ND		ug/L	0.05	0.01	02/11/26	02/11/26
delta-BHC	ND		ug/L	0.05	0.01	02/11/26	02/11/26
Heptachlor	ND		ug/L	0.05	0.01	02/11/26	02/11/26
Aldrin	ND		ug/L	0.05	0.01	02/11/26	02/11/26
Heptachlor epoxide	ND		ug/L	0.05	0.01	02/11/26	02/11/26
Endosulfan I	ND		ug/L	0.05	0.01	02/11/26	02/11/26
Dieldrin	ND		ug/L	0.1	0.01	02/11/26	02/11/26
4,4'-DDE	ND		ug/L	0.1	0.01	02/11/26	02/11/26
Endrin	ND		ug/L	0.1	0.01	02/11/26	02/11/26
Endosulfan II	ND		ug/L	0.1	0.02	02/11/26	02/11/26
Endosulfan sulfate	ND		ug/L	0.1	0.02	02/11/26	02/11/26
4,4'-DDD	ND		ug/L	0.1	0.02	02/11/26	02/11/26
Endrin aldehyde	ND		ug/L	0.1	0.03	02/11/26	02/11/26
Endrin ketone	ND		ug/L	0.1	0.03	02/11/26	02/11/26
4,4'-DDT	ND		ug/L	0.1	0.08	02/11/26	02/11/26
Methoxychlor	ND		ug/L	0.1	0.04	02/11/26	02/11/26
Toxaphene	ND		ug/L	2.0	0.6	02/11/26	02/11/26
Chlordane (Technical)	ND		ug/L	1.0	0.2	02/11/26	02/11/26
Surrogates				**Limits**			
TCMX	71%		%REC	29-120		02/11/26	02/11/26
Decachlorobiphenyl	93%		%REC	33-132		02/11/26	02/11/26
Method: EPA 8082 Prep Method: EPA 3510C							
Aroclor-1016	ND		ug/L	0.50	0.30	02/11/26	02/11/26
Aroclor-1221	ND		ug/L	0.50	0.47	02/11/26	02/11/26
Aroclor-1232	ND		ug/L	0.50	0.27	02/11/26	02/11/26
Aroclor-1242	ND		ug/L	0.50	0.29	02/11/26	02/11/26
Aroclor-1248	ND		ug/L	0.50	0.24	02/11/26	02/11/26
Aroclor-1254	ND		ug/L	0.50	0.27	02/11/26	02/11/26
Aroclor-1260	ND		ug/L	0.50	0.33	02/11/26	02/11/26
Aroclor-1262	ND		ug/L	0.50	0.29	02/11/26	02/11/26
Aroclor-1268	ND		ug/L	0.50	0.26	02/11/26	02/11/26
Surrogates				**Limits**			
Decachlorobiphenyl (PCB)	83%		%REC	28-138		02/11/26	02/11/26

ENTHALPY ANALYTICAL

Batch QC

Type:	**Lab Control Sample**	**Lab ID:**	**QC1339705**	**Batch:**	**395031**
Matrix:	**Water**	**Method:**	**EPA 8081A**	**Prep Method:**	**EPA 3510C**

QC1339705 Analyte	Result	Spiked	Units	Recovery	Qual	Limits
alpha-BHC	0.4533	0.5000	ug/L	91%		66-121
beta-BHC	0.4695	0.5000	ug/L	94%		73-120
gamma-BHC	0.4729	0.5000	ug/L	95%		68-125
delta-BHC	0.4928	0.5000	ug/L	99%		68-131
Heptachlor	0.4562	0.5000	ug/L	91%		63-120
Aldrin	0.4304	0.5000	ug/L	86%		56-120
Heptachlor epoxide	0.4365	0.5000	ug/L	87%		65-120
Endosulfan I	0.4635	0.5000	ug/L	93%		68-124
Dieldrin	0.4662	0.5000	ug/L	93%		66-124
4,4'-DDE	0.4788	0.5000	ug/L	96%		67-131
Endrin	0.5082	0.5000	ug/L	102%		68-135
Endosulfan II	0.5020	0.5000	ug/L	100%		71-130
Endosulfan sulfate	0.5230	0.5000	ug/L	105%		68-128
4,4'-DDD	0.4755	0.5000	ug/L	95%		65-130
Endrin aldehyde	0.4884	0.5000	ug/L	98%		67-124
Endrin ketone	0.6169	0.5000	ug/L	123%		69-137
4,4'-DDT	0.4919	0.5000	ug/L	98%		65-136
Methoxychlor	0.5499	0.5000	ug/L	110%		69-150
Surrogates						
TCMX	0.3610	0.5000	ug/L	72%		29-120
Decachlorobiphenyl	0.4765	0.5000	ug/L	95%		33-132

ENTHALPY ANALYTICAL

Batch QC

Type:	Lab Control Sample Duplicate	Lab ID:	QC1339706	Batch:	395031
Matrix:	Water	Method:	EPA 8081A	Prep Method:	EPA 3510C

QC1339706 Analyte	Result	Spiked	Units	Recovery	Qual	Limits	RPD	RPD Lim
alpha-BHC	0.4490	0.5000	ug/L	90%		66-121	1	20
beta-BHC	0.4431	0.5000	ug/L	89%		73-120	6	20
gamma-BHC	0.4652	0.5000	ug/L	93%		68-125	2	20
delta-BHC	0.4719	0.5000	ug/L	94%		68-131	4	20
Heptachlor	0.4423	0.5000	ug/L	88%		63-120	3	24
Aldrin	0.4100	0.5000	ug/L	82%		56-120	5	30
Heptachlor epoxide	0.4099	0.5000	ug/L	82%		65-120	6	20
Endosulfan I	0.4293	0.5000	ug/L	86%		68-124	8	20
Dieldrin	0.4288	0.5000	ug/L	86%		66-124	8	22
4,4'-DDE	0.4305	0.5000	ug/L	86%		67-131	11	21
Endrin	0.4694	0.5000	ug/L	94%		68-135	8	20
Endosulfan II	0.4530	0.5000	ug/L	91%		71-130	10	21
Endosulfan sulfate	0.4824	0.5000	ug/L	96%		68-128	8	21
4,4'-DDD	0.4355	0.5000	ug/L	87%		65-130	9	22
Endrin aldehyde	0.4419	0.5000	ug/L	88%		67-124	10	20
Endrin ketone	0.5605	0.5000	ug/L	112%		69-137	10	21
4,4'-DDT	0.4492	0.5000	ug/L	90%		65-136	9	23
Methoxychlor	0.5031	0.5000	ug/L	101%		69-150	9	23
Surrogates								
TCMX	0.3703	0.5000	ug/L	74%		29-120		
Decachlorobiphenyl	0.4282	0.5000	ug/L	86%		33-132		

Type:	Lab Control Sample	Lab ID:	QC1339707	Batch:	395031
Matrix:	Water	Method:	EPA 8082	Prep Method:	EPA 3510C

QC1339707 Analyte	Result	Spiked	Units	Recovery	Qual	Limits
Aroclor-1016	4.610	5.000	ug/L	92%		69-120
Aroclor-1260	5.111	5.000	ug/L	102%		72-124
Surrogates						
Decachlorobiphenyl (PCB)	0.4522	0.5000	ug/L	90%		28-138

Type:	Lab Control Sample Duplicate	Lab ID:	QC1339708	Batch:	395031
Matrix:	Water	Method:	EPA 8082	Prep Method:	EPA 3510C

QC1339708 Analyte	Result	Spiked	Units	Recovery	Qual	Limits	RPD	RPD Lim
Aroclor-1016	4.392	5.000	ug/L	88%		69-120	5	22
Aroclor-1260	4.812	5.000	ug/L	96%		72-124	6	25
Surrogates								
Decachlorobiphenyl (PCB)	0.4471	0.5000	ug/L	89%		28-138		

ENTHALPY ANALYTICAL

Batch QC

Type:	Lab Control Sample	Lab ID:	QC1339454	Batch:	395035
Matrix:	Water	Method:	EPA 8260B	Prep Method:	EPA 5030B

QC1339454 Analyte	Result	Spiked	Units	Recovery	Qual	Limits
1,1-Dichloroethene	46.02	50.00	ug/L	92%		69-128
MTBE	45.42	50.00	ug/L	91%		66-125
Benzene	44.73	50.00	ug/L	89%		76-121
Trichloroethene	47.86	50.00	ug/L	96%		76-124
Toluene	47.17	50.00	ug/L	94%		76-120
Chlorobenzene	46.75	50.00	ug/L	94%		78-120
Surrogates						
Dibromofluoromethane	49.66	50.00	ug/L	99%		70-130
1,2-Dichloroethane-d4	48.38	50.00	ug/L	97%		70-130
Toluene-d8	51.91	50.00	ug/L	104%		70-130
Bromofluorobenzene	38.85	50.00	ug/L	78%		70-130

Type:	Lab Control Sample Duplicate	Lab ID:	QC1339455	Batch:	395035
Matrix:	Water	Method:	EPA 8260B	Prep Method:	EPA 5030B

QC1339455 Analyte	Result	Spiked	Units	Recovery	Qual	Limits	RPD	RPD Lim
1,1-Dichloroethene	53.20	50.00	ug/L	106%		69-128	14	23
MTBE	52.72	50.00	ug/L	105%		66-125	15	22
Benzene	51.61	50.00	ug/L	103%		76-121	14	21
Trichloroethene	51.68	50.00	ug/L	103%		76-124	8	22
Toluene	51.21	50.00	ug/L	102%		76-120	8	21
Chlorobenzene	51.11	50.00	ug/L	102%		78-120	9	20
Surrogates								
Dibromofluoromethane	49.78	50.00	ug/L	100%		70-130		
1,2-Dichloroethane-d4	49.07	50.00	ug/L	98%		70-130		
Toluene-d8	49.47	50.00	ug/L	99%		70-130		
Bromofluorobenzene	37.09	50.00	ug/L	74%		70-130		

ENTHALPY ANALYTICAL

Batch QC

Type:	**Blank**	**Lab ID:**	**QC1339459**	**Batch:**	**395035**
Matrix:	**Water**	**Method:**	**EPA 8260B**	**Prep Method:**	**EPA 5030B**

QC1339459 Analyte	Result	Qual	Units	RL	MDL	Prepared	Analyzed
Carbon Disulfide	ND		ug/L	5.0	0.1	02/11/26	02/11/26
Chloroprene	ND		ug/L	200	2.7	02/11/26	02/11/26
3-Chloropropene	ND		ug/L	5.0	0.2	02/11/26	02/11/26
Ethyl methacrylate	ND		ug/L	50	3.9	02/11/26	02/11/26
Ethanol	ND		ug/L	500	160	02/11/26	02/11/26
2-Hexanone	ND		ug/L	5.0	1.3	02/11/26	02/11/26
Isopropanol (IPA)	ND		ug/L	200	96	02/11/26	02/11/26
Methyl acrylonitrile	ND		ug/L	35	4.2	02/11/26	02/11/26
Vinyl Acetate	ND		ug/L	50	3.2	02/11/26	02/11/26
Acrolein	ND		ug/L	200	2.6	02/11/26	02/11/26
Acrylonitrile	ND		ug/L	10	0.7	02/11/26	02/11/26
Freon 12	ND		ug/L	5.0	0.2	02/11/26	02/11/26
Chloromethane	ND		ug/L	5.0	0.09	02/11/26	02/11/26
Vinyl Chloride	ND		ug/L	5.0	0.1	02/11/26	02/11/26
Bromomethane	ND		ug/L	5.0	0.1	02/11/26	02/11/26
Chloroethane	ND		ug/L	5.0	0.1	02/11/26	02/11/26
Trichlorofluoromethane	ND		ug/L	5.0	0.1	02/11/26	02/11/26
Iodomethane	ND		ug/L	5.0		02/11/26	02/11/26
Acetone	ND		ug/L	100	14	02/11/26	02/11/26
Freon 113	ND		ug/L	5.0	0.1	02/11/26	02/11/26
1,1-Dichloroethene	ND		ug/L	5.0	0.1	02/11/26	02/11/26
Methylene Chloride	ND		ug/L	10	0.2	02/11/26	02/11/26
MTBE	ND		ug/L	5.0	0.1	02/11/26	02/11/26
trans-1,2-Dichloroethene	ND		ug/L	5.0	0.1	02/11/26	02/11/26
1,1-Dichloroethane	ND		ug/L	5.0	0.09	02/11/26	02/11/26
2-Butanone	ND		ug/L	10	1.3	02/11/26	02/11/26
cis-1,2-Dichloroethene	ND		ug/L	5.0	0.1	02/11/26	02/11/26
2,2-Dichloropropane	ND		ug/L	5.0	0.2	02/11/26	02/11/26
Chloroform	ND		ug/L	5.0	0.08	02/11/26	02/11/26
Bromochloromethane	ND		ug/L	5.0	0.1	02/11/26	02/11/26
1,1,1-Trichloroethane	ND		ug/L	5.0	0.1	02/11/26	02/11/26
1,1-Dichloropropene	ND		ug/L	5.0	0.1	02/11/26	02/11/26
Carbon Tetrachloride	ND		ug/L	5.0	0.1	02/11/26	02/11/26
1,2-Dichloroethane	ND		ug/L	5.0	0.2	02/11/26	02/11/26
Benzene	ND		ug/L	1.0	0.1	02/11/26	02/11/26
Trichloroethene	ND		ug/L	5.0	0.1	02/11/26	02/11/26
1,2-Dichloropropane	ND		ug/L	5.0	0.09	02/11/26	02/11/26
Bromodichloromethane	ND		ug/L	5.0	0.07	02/11/26	02/11/26
Dibromomethane	ND		ug/L	5.0	0.1	02/11/26	02/11/26
4-Methyl-2-Pentanone	ND		ug/L	5.0	1.0	02/11/26	02/11/26
cis-1,3-Dichloropropene	ND		ug/L	5.0	0.1	02/11/26	02/11/26
Toluene	ND		ug/L	5.0	0.1	02/11/26	02/11/26
trans-1,3-Dichloropropene	ND		ug/L	5.0	0.09	02/11/26	02/11/26
1,1,2-Trichloroethane	ND		ug/L	5.0	0.1	02/11/26	02/11/26
1,3-Dichloropropane	ND		ug/L	5.0	0.07	02/11/26	02/11/26
Tetrachloroethene	ND		ug/L	5.0	0.2	02/11/26	02/11/26
Dibromochloromethane	ND		ug/L	5.0	0.1	02/11/26	02/11/26

ENTHALPY ANALYTICAL

Batch QC

QC1339459 Analyte	Result	Qual	Units	RL	MDL	Prepared	Analyzed
1,2-Dibromoethane	ND		ug/L	5.0	0.1	02/11/26	02/11/26
Chlorobenzene	ND		ug/L	5.0	0.1	02/11/26	02/11/26
1,1,1,2-Tetrachloroethane	ND		ug/L	5.0	0.07	02/11/26	02/11/26
Ethylbenzene	ND		ug/L	5.0	0.1	02/11/26	02/11/26
m,p-Xylenes	ND		ug/L	5.0	0.2	02/11/26	02/11/26
o-Xylene	ND		ug/L	5.0	0.1	02/11/26	02/11/26
Styrene	ND		ug/L	5.0	0.1	02/11/26	02/11/26
Bromoform	ND		ug/L	5.0	0.06	02/11/26	02/11/26
Isopropylbenzene	ND		ug/L	5.0	0.1	02/11/26	02/11/26
1,1,2,2-Tetrachloroethane	ND		ug/L	5.0	0.1	02/11/26	02/11/26
1,2,3-Trichloropropane	ND		ug/L	5.0	0.3	02/11/26	02/11/26
Propylbenzene	ND		ug/L	5.0	0.1	02/11/26	02/11/26
Bromobenzene	ND		ug/L	5.0	0.1	02/11/26	02/11/26
1,3,5-Trimethylbenzene	ND		ug/L	5.0	0.1	02/11/26	02/11/26
2-Chlorotoluene	ND		ug/L	5.0	0.1	02/11/26	02/11/26
4-Chlorotoluene	ND		ug/L	5.0	0.2	02/11/26	02/11/26
tert-Butylbenzene	ND		ug/L	5.0	0.1	02/11/26	02/11/26
1,2,4-Trimethylbenzene	ND		ug/L	5.0	0.1	02/11/26	02/11/26
sec-Butylbenzene	ND		ug/L	5.0	0.2	02/11/26	02/11/26
para-Isopropyl Toluene	ND		ug/L	5.0	0.2	02/11/26	02/11/26
1,3-Dichlorobenzene	ND		ug/L	5.0	0.1	02/11/26	02/11/26
1,4-Dichlorobenzene	ND		ug/L	5.0	0.2	02/11/26	02/11/26
n-Butylbenzene	ND		ug/L	5.0	0.1	02/11/26	02/11/26
1,2-Dichlorobenzene	ND		ug/L	5.0	0.1	02/11/26	02/11/26
1,2-Dibromo-3-Chloropropane	ND		ug/L	5.0	0.6	02/11/26	02/11/26
1,2,4-Trichlorobenzene	ND		ug/L	5.0	0.3	02/11/26	02/11/26
Hexachlorobutadiene	ND		ug/L	5.0	0.3	02/11/26	02/11/26
1,2,3-Trichlorobenzene	ND		ug/L	5.0	0.3	02/11/26	02/11/26
cis-1,4-Dichloro-2-butene	ND		ug/L	5.0	0.3	02/11/26	02/11/26
trans-1,4-Dichloro-2-butene	ND		ug/L	5.0	0.3	02/11/26	02/11/26
Xylene (total)	ND		ug/L	5.0		02/11/26	02/11/26
Surrogates				**Limits**			
Dibromofluoromethane	98%		%REC	70-130		02/11/26	02/11/26
1,2-Dichloroethane-d4	102%		%REC	70-130		02/11/26	02/11/26
Toluene-d8	97%		%REC	70-130		02/11/26	02/11/26
Bromofluorobenzene	73%		%REC	70-130		02/11/26	02/11/26

ENTHALPY ANALYTICAL

Batch QC

Type:	Matrix Spike	Lab ID:	QC1339509	Batch:	395035
Matrix (Source ID):	Water (552615-001)	Method:	EPA 8260B	Prep Method:	EPA 5030B

QC1339509 Analyte	Result	Source Sample Result	Spiked	Units	Recovery	Qual	Limits	DF
1,1-Dichloroethene	18.15	0.1261	20.00	ug/L	90%		62-131	1
MTBE	18.90	ND	20.00	ug/L	94%		61-124	1
Benzene	17.98	0.2125	20.00	ug/L	89%		70-123	1
Trichloroethene	19.94	0.7930	20.00	ug/L	96%		65-131	1
Toluene	18.57	0.1972	20.00	ug/L	92%		69-120	1
Chlorobenzene	19.00	ND	20.00	ug/L	95%		72-121	1
Surrogates								
Dibromofluoromethane	49.83		50.00	ug/L	100%		70-130	1
1,2-Dichloroethane-d4	51.42		50.00	ug/L	103%		70-130	1
Toluene-d8	51.80		50.00	ug/L	104%		70-130	1
Bromofluorobenzene	38.84		50.00	ug/L	78%		70-130	1

Type:	Matrix Spike Duplicate	Lab ID:	QC1339510	Batch:	395035
Matrix (Source ID):	Water (552615-001)	Method:	EPA 8260B	Prep Method:	EPA 5030B

QC1339510 Analyte	Result	Source Sample Result	Spiked	Units	Recovery	Qual	Limits	RPD	RPD Lim	DF
1,1-Dichloroethene	20.18	0.1261	20.00	ug/L	100%		62-131	11	31	1
MTBE	20.44	ND	20.00	ug/L	102%		61-124	8	30	1
Benzene	20.02	0.2125	20.00	ug/L	99%		70-123	11	31	1
Trichloroethene	20.59	0.7930	20.00	ug/L	99%		65-131	3	31	1
Toluene	19.57	0.1972	20.00	ug/L	97%		69-120	5	29	1
Chlorobenzene	20.02	ND	20.00	ug/L	100%		72-121	5	29	1
Surrogates										
Dibromofluoromethane	50.64		50.00	ug/L	101%		70-130			1
1,2-Dichloroethane-d4	52.78		50.00	ug/L	106%		70-130			1
Toluene-d8	48.85		50.00	ug/L	98%		70-130			1
Bromofluorobenzene	36.28		50.00	ug/L	73%		70-130			1

Type:	Blank	Lab ID:	QC1339677	Batch:	395110
Matrix:	Water	Method:	EPA 8270C-SIM	Prep Method:	EPA 3535

QC1339677 Analyte	Result	Qual	Units	RL	MDL	Prepared	Analyzed
1,4-Dioxane	ND		ug/L	1.0	0.84	02/11/26	02/11/26
Surrogates				**Limits**			
1,4-Dioxane-d8 (SUR)	99%		%REC	80-120		02/11/26	02/11/26

ENTHALPY ANALYTICAL

Batch QC

Type:	Lab Control Sample	Lab ID:	QC1339678	Batch:	395110
Matrix:	Water	Method:	EPA 8270C-SIM	Prep Method:	EPA 3535

QC1339678 Analyte	Result	Spiked	Units	Recovery	Qual	Limits
1,4-Dioxane	8.957	10.00	ug/L	90%		79-120
Surrogates						
1,4-Dioxane-d8 (SUR)	9.950	10.00	ug/L	100%		80-120

Type:	Lab Control Sample Duplicate	Lab ID:	QC1339679	Batch:	395110
Matrix:	Water	Method:	EPA 8270C-SIM	Prep Method:	EPA 3535

QC1339679 Analyte	Result	Spiked	Units	Recovery	Qual	Limits	RPD	RPD Lim
1,4-Dioxane	9.356	10.00	ug/L	94%		79-120	4	20
Surrogates								
1,4-Dioxane-d8 (SUR)	10.04	10.00	ug/L	100%		80-120		

Type:	Blank	Lab ID:	QC1339722	Batch:	395115
Matrix:	Water	Method:	SM 4500-CN-E	Prep Method:	METHOD

QC1339722 Analyte	Result	Qual	Units	RL	MDL	Prepared	Analyzed
Cyanide	ND		mg/L	0.0050	0.0017	02/11/26	02/12/26

Type:	Lab Control Sample	Lab ID:	QC1339723	Batch:	395115
Matrix:	Water	Method:	SM 4500-CN-E	Prep Method:	METHOD

QC1339723 Analyte	Result	Spiked	Units	Recovery	Qual	Limits
Cyanide	0.1060	0.1000	mg/L	106%		85-115

Type:	Matrix Spike	Lab ID:	QC1339771	Batch:	395115
Matrix (Source ID):	Water (552399-001)	Method:	SM 4500-CN-E	Prep Method:	METHOD

QC1339771 Analyte	Result	Source Sample Result	Spiked	Units	Recovery	Qual	Limits	DF
Cyanide	0.1039	ND	0.1000	mg/L	104%		80-120	0.5

Type:	Matrix Spike Duplicate	Lab ID:	QC1339772	Batch:	395115
Matrix (Source ID):	Water (552399-001)	Method:	SM 4500-CN-E	Prep Method:	METHOD

QC1339772 Analyte	Result	Source Sample Result	Spiked	Units	Recovery	Qual	Limits	RPD	RPD Lim	DF
Cyanide	0.1058	ND	0.1000	mg/L	106%		80-120	2	20	0.5

ENTHALPY ANALYTICAL

Batch QC

Type:	Matrix Spike	Lab ID:	QC1339773	Batch:	395115
Matrix (Source ID):	Water (552469-001)	Method:	SM 4500-CN-E	Prep Method:	METHOD

QC1339773 Analyte	Result	Source Sample Result	Spiked	Units	Recovery	Qual	Limits	DF
Cyanide	0.09830	ND	0.1000	mg/L	98%		80-120	0.5

Type:	Matrix Spike Duplicate	Lab ID:	QC1339774	Batch:	395115
Matrix (Source ID):	Water (552469-001)	Method:	SM 4500-CN-E	Prep Method:	METHOD

QC1339774 Analyte	Result	Source Sample Result	Spiked	Units	Recovery	Qual	Limits	RPD	RPD Lim	DF
Cyanide	0.09835	ND	0.1000	mg/L	98%		80-120	0	20	0.5

Type:	Blank	Lab ID:	QC1339852	Batch:	395150
Matrix:	Water	Method:	SM 4500-S2-D	Prep Method:	METHOD

QC1339852 Analyte	Result	Qual	Units	RL	MDL	Prepared	Analyzed
Sulfide	ND		mg/L	0.10		02/11/26	02/11/26

Type:	Lab Control Sample	Lab ID:	QC1339853	Batch:	395150
Matrix:	Water	Method:	SM 4500-S2-D	Prep Method:	METHOD

QC1339853 Analyte	Result	Spiked	Units	Recovery	Qual	Limits
Sulfide	0.9000	1.000	mg/L	90%		90-110

Type:	Matrix Spike	Lab ID:	QC1339860	Batch:	395150
Matrix (Source ID):	Water (552611-002)	Method:	SM 4500-S2-D	Prep Method:	METHOD

QC1339860 Analyte	Result	Source Sample Result	Spiked	Units	Recovery	Qual	Limits	DF
Sulfide	0.9000	ND	1.000	mg/L	90%		80-120	1

Type:	Matrix Spike Duplicate	Lab ID:	QC1339861	Batch:	395150
Matrix (Source ID):	Water (552611-002)	Method:	SM 4500-S2-D	Prep Method:	METHOD

QC1339861 Analyte	Result	Source Sample Result	Spiked	Units	Recovery	Qual	Limits	RPD	RPD Lim	DF
Sulfide	0.9000	ND	1.000	mg/L	90%		80-120	0	20	1

Type:	Blank	Lab ID:	QC1339624	Batch:	395095
Matrix:	Water	Method:	SM 5310B	Prep Method:	SM 5310B

QC1339624 Analyte	Result	Qual	Units	RL	MDL	Prepared	Analyzed
Total Organic Carbon	ND		mg/L	1.0	0.49	02/11/26	02/11/26

ENTHALPY ANALYTICAL

Batch QC

Type: Lab Control Sample	Lab ID: QC1339625	Batch: 395095
Matrix: Water	Method: SM 5310B	Prep Method: SM 5310B

QC1339625 Analyte	Result	Spiked	Units	Recovery	Qual	Limits
Total Organic Carbon	23.32	25.00	mg/L	93%		85-115

Type: Matrix Spike	Lab ID: QC1339626	Batch: 395095
Matrix (Source ID): Water (552695-002)	Method: SM 5310B	Prep Method: SM 5310B

QC1339626 Analyte	Result	Source Sample Result	Spiked	Units	Recovery	Qual	Limits	DF
Total Organic Carbon	27.59	2.315	25.00	mg/L	101%		75-125	1

Type: Matrix Spike Duplicate	Lab ID: QC1339627	Batch: 395095
Matrix (Source ID): Water (552695-002)	Method: SM 5310B	Prep Method: SM 5310B

QC1339627 Analyte	Result	Source Sample Result	Spiked	Units	Recovery	Qual	Limits	RPD	RPD Lim	DF
Total Organic Carbon	26.24	2.315	25.00	mg/L	96%		75-125	5	25	1

Type: Sample Duplicate	Lab ID: QC1339825	Batch: 395118
Matrix (Source ID): Water (552930-003)	Method: SM2130B	

QC1339825 Analyte	Result	Source Sample Result	Units	Qual	RPD	RPD Lim	DF
Turbidity	ND	ND	NTU			20	1

Type: Blank	Lab ID: QC1339648	Batch: 395102
Matrix: Water	Method: SM2320B	Prep Method: METHOD

QC1339648 Analyte	Result	Qual	Units	RL	MDL	Prepared	Analyzed
Bicarbonate	ND		mg/L	2.0		02/11/26	02/11/26
Alkalinity, Total as CaCO3	ND		mg/L	2.0		02/11/26	02/11/26

Type: Lab Control Sample	Lab ID: QC1339649	Batch: 395102
Matrix: Water	Method: SM2320B	Prep Method: METHOD

QC1339649 Analyte	Result	Spiked	Units	Recovery	Qual	Limits
Alkalinity, Total as CaCO3	100.0	100.0	mg/L	100%		90-110

ENTHALPY ANALYTICAL

Batch QC

Type:	Sample Duplicate	Lab ID:	QC1339650	Batch:	395102
Matrix (Source ID):	Water (552353-009)	Method:	SM2320B	Prep Method:	METHOD

QC1339650 Analyte	Result	Source Sample Result	Units	Qual	RPD	RPD Lim	DF
Bicarbonate	653.4	657.0	mg/L		1	20	2.5
Alkalinity, Total as CaCO3	535.6	538.5	mg/L		1	20	2.5

Type:	Sample Duplicate	Lab ID:	QC1339638	Batch:	395100
Matrix (Source ID):	Water (552835-001)	Method:	SM2510B	Prep Method:	METHOD

QC1339638 Analyte	Result	Source Sample Result	Units	Qual	RPD	RPD Lim	DF
Specific Conductance	659.7	659.8	umhos/cm		0	20	1

Type:	Sample Duplicate	Lab ID:	QC1339639	Batch:	395100
Matrix (Source ID):	Water (552835-002)	Method:	SM2510B	Prep Method:	METHOD

QC1339639 Analyte	Result	Source Sample Result	Units	Qual	RPD	RPD Lim	DF
Specific Conductance	820.4	819.5	umhos/cm		0	20	1

Type:	Sample Duplicate	Lab ID:	QC1339617	Batch:	395092
Matrix (Source ID):	Water (552835-001)	Method:	SM2540C	Prep Method:	METHOD

QC1339617 Analyte	Result	Source Sample Result	Units	Qual	RPD	RPD Lim	DF
Total Dissolved Solids	498.0	514.0	mg/L		3	5	2

Type:	Sample Duplicate	Lab ID:	QC1339618	Batch:	395092
Matrix (Source ID):	Water (552835-002)	Method:	SM2540C	Prep Method:	METHOD

QC1339618 Analyte	Result	Source Sample Result	Units	Qual	RPD	RPD Lim	DF
Total Dissolved Solids	574.0	578.0	mg/L		1	5	2

Type:	Blank	Lab ID:	QC1340291	Batch:	395092
Matrix:	Water	Method:	SM2540C	Prep Method:	METHOD

QC1340291 Analyte	Result	Qual	Units	RL	MDL	Prepared	Analyzed
Total Dissolved Solids	ND		mg/L	10		02/11/26	02/12/26

ENTHALPY ANALYTICAL

Batch QC

Type: Lab Control Sample	Lab ID: QC1340292	Batch: 395092
Matrix: Water	Method: SM2540C	Prep Method: METHOD

QC1340292 Analyte	Result	Spiked	Units	Recovery	Qual	Limits
Total Dissolved Solids	1,015	1000	mg/L	102%		90-110

Type: Blank	Lab ID: QC1339724	Batch: 395120
Matrix: Water	Method: SM2540D	Prep Method: METHOD

QC1339724 Analyte	Result	Qual	Units	RL	MDL	Prepared	Analyzed
Total Suspended Solids	ND		mg/L	0.5		02/11/26	02/12/26

Type: Lab Control Sample	Lab ID: QC1339725	Batch: 395120
Matrix: Water	Method: SM2540D	Prep Method: METHOD

QC1339725 Analyte	Result	Spiked	Units	Recovery	Qual	Limits
Total Suspended Solids	101.1	100.0	mg/L	101%		90-110

Type: Lab Control Sample Duplicate	Lab ID: QC1339726	Batch: 395120
Matrix: Water	Method: SM2540D	Prep Method: METHOD

QC1339726 Analyte	Result	Spiked	Units	Recovery	Qual	Limits	RPD	RPD Lim
Total Suspended Solids	98.90	100.0	mg/L	99%		90-110	2	5

Type: Sample Duplicate	Lab ID: QC1339727	Batch: 395120
Matrix (Source ID): Water (552055-005)	Method: SM2540D	Prep Method: METHOD

QC1339727 Analyte	Result	Source Sample Result	Units	Qual	RPD	RPD Lim	DF
Total Suspended Solids	455.0	475.0	mg/L		4	5	1

Type: Sample Duplicate	Lab ID: QC1339728	Batch: 395120
Matrix (Source ID): Water (552607-001)	Method: SM2540D	Prep Method: METHOD

QC1339728 Analyte	Result	Source Sample Result	Units	Qual	RPD	RPD Lim	DF
Total Suspended Solids	427.1	422.2	mg/L		1	5	1

Type: Blank	Lab ID: QC1339669	Batch: 395084
Matrix: Water	Method: SM5210B	Prep Method: METHOD

QC1339669 Analyte	Result	Qual	Units	RL	MDL	Prepared	Analyzed
Biochemical Oxygen Demand	ND		mg/L	3.0		02/11/26 15:44	02/16/26 16:36

Batch QC

Type:	Lab Control Sample	Lab ID:	QC1339670	Batch:	395084
Matrix:	Water	Method:	SM5210B	Prep Method:	METHOD

QC1339670 Analyte	Result	Spiked	Units	Recovery	Qual	Limits
Biochemical Oxygen Demand	195.3	198.0	mg/L	99%		84.6-115.4

Type:	Sample Duplicate	Lab ID:	QC1339671	Batch:	395084
Matrix (Source ID):	Water (552663-003)	Method:	SM5210B	Prep Method:	METHOD

QC1339671 Analyte	Result	Source Sample Result	Units	Qual	RPD	RPD Lim	DF
Biochemical Oxygen Demand	1,920	1832	mg/L		5	30	1

Type:	Blank	Lab ID:	QC1340011	Batch:	395195
Matrix:	Water	Method:	SM5220D	Prep Method:	SM 5220D

QC1340011 Analyte	Result	Qual	Units	RL	MDL	Prepared	Analyzed
Chemical Oxygen Demand	ND		mg/L	4.0	2.0	02/12/26	02/12/26

Type:	Lab Control Sample	Lab ID:	QC1340012	Batch:	395195
Matrix:	Water	Method:	SM5220D	Prep Method:	SM 5220D

QC1340012 Analyte	Result	Spiked	Units	Recovery	Qual	Limits
Chemical Oxygen Demand	967.0	1000	mg/L	97%		90-110

Type:	Matrix Spike	Lab ID:	QC1340014	Batch:	395195
Matrix (Source ID):	Water (552732-001)	Method:	SM5220D	Prep Method:	SM 5220D

QC1340014 Analyte	Result	Source Sample Result	Spiked	Units	Recovery	Qual	Limits	DF
Chemical Oxygen Demand	1,366	413.0	1000	mg/L	95%		75-125	2

Type:	Matrix Spike Duplicate	Lab ID:	QC1340015	Batch:	395195
Matrix (Source ID):	Water (552732-001)	Method:	SM5220D	Prep Method:	SM 5220D

QC1340015 Analyte	Result	Source Sample Result	Spiked	Units	Recovery	Qual	Limits	RPD	RPD Lim	DF
Chemical Oxygen Demand	1,442	413.0	1000	mg/L	103%		75-125	5	20	2

* Value is outside QC limits

E Response exceeds instrument's linear range

ND Not Detected

NM Not Meaningful

Laboratory Job Number 552835

Subcontracted Products

Pace Laboratories

Date of Report: 02/24/2026

David Tripp

Enthalpy Analytical - Orange
931 West Barkley Avenue
Orange, CA 92868

Client Project:	552835
Pace Project:	Chiquita Canyon Landfill Stormwater
Pace Work Order:	2602229
Invoice ID:	B531513

Enclosed are the results of analyses for samples received by the laboratory on 2/12/2026. If you have any questions concerning this report, please feel free to contact me.

Sincerely,

Contact Person: Ragen Williams
Client Service Rep

Steven Bennett
Operations Manager

Certifications: CA ELAP #1186; NV #CA00014; OR ELAP #4032-001; AK UST101

The results in this report apply to the samples analyzed in accordance with the chain of custody document. This analytical report must be reproduced in its entirety.
All results listed in this report are for the exclusive use of the submitting party. Pace Analytical assumes no responsibility for report alteration, separation, detachment or third party interpretation.

Table of Contents

Sample Information

Chain of Custody and Cooler Receipt form 3

Laboratory / Client Sample Cross Reference 5

Sample Results

2602229-01 - SOUTH BASIN - WESTERN INLET

Organo-Phosphorus Pesticide Analysis (EPA Method 8141A) 6

2602229-02 - SOUTH BASIN - EASTERN INLET

Organo-Phosphorus Pesticide Analysis (EPA Method 8141A) 7

Quality Control Reports

Organo-Phosphorus Pesticide Analysis (EPA Method 8141A)

Method Blank Analysis 8

Laboratory Control Sample 9

Notes

Notes and Definitions 10

The results in this report apply to the samples analyzed in accordance with the chain of custody document. This analytical report must be reproduced in its entirety.

All results listed in this report are for the exclusive use of the submitting party. Pace Analytical assumes no responsibility for report alteration, separation, detachment or third party interpretation.

ENTHALPY ANALYTICAL

931 West Barkley Ave
Orange, CA 92868
(714) 771-6900

2602229

2602229

Subcontract Laboratory:
Pace Laboratories
4100 Atlas Court
Bakersfield, CA 93308
ATTN: Ragen Schallock
PO #: Required, to be sent via email

Enthalpy Order: EO-552835
PM: David Tripp
Email: david.tripp@enthalpy.com
CC: incomingreports@enthalpy.com
Phone: 657-581-4710

Results Due: 02/12/26
Report Level: II
Report To: MDL
EDDs: ELM_TransferOut (Standard Excel Transfer EDD, 3 tabs)

Notes:
CHIQUITA Stormwater

Sample ID	Collected	Lab ID	# Cont.	Matrix	Analysis Requested	Comment	
SOUTH BASIN - WESTERN INLET	10-FEB-2026 22:26	552835-001	1	Water	Organophosphorus Pesticides		-1
SOUTH BASIN - EASTERN INLET	10-FEB-2026 22:37	552835-002	1	Water	Organophosphorus Pesticides		-2

Notes:	Relinquished By:	Received By:
	[signature]	[signature]
	Date: 2-11-26 14:55	Date: 02-12-26 1041
	Date:	Date:
	Date:	Date:

The results in this report apply to the samples analyzed in accordance with the chain of custody document. This analytical report must be reproduced in its entirety.
All results listed in this report are for the exclusive use of the submitting party. Pace Analytical assumes no responsibility for report alteration, separation, detachment or third party interpretation.

Chain of Custody and Cooler Receipt Form for 2602229 Page 2 of 2

PACE ANALYTICAL	COOLER RECEIPT FORM	Page 1 Of 1
Submission #: 2602229		

SHIPPING INFORMATION	SHIPPING CONTAINER	FREE LIQUID
Fed Ex ☑ UPS ☐ GSO / GLS ☐ Hand Delivery ☐	Ice Chest ☐ None ☐ Box ☐	YES ☐ NO ☐
Pace Lab Field Service ☐ Other ☐ (Specify)_____	Other ☐ (Specify)_____	W / S

Refrigerant: Ice ☑ Blue Ice ☐ None ☐ Other ☐ Comments:

Custody Seals: Ice Chest ☐ Intact? Yes ☐ No ☐ | Containers ☐ Intact? Yes ☐ No ☐ | None ☑ Comments:

All samples received? Yes ☑ No ☐ All samples containers intact? Yes ☑ No ☐ Description(s) match COC? Yes ☑ No ☐

COC Received ☐ YES ☐ NO

Emissivity: 0.97 Container: 9A Thermometer ID: 74 Date/Time 02/12/26

Temperature: (A) 2.8 °C / (C) 3.1 °C Analyst Init CB 1045

SAMPLE CONTAINERS	SAMPLE NUMBERS 1	2	3	4	5	6	7	8	9	10
QT PE UNPRES										
4oz / 8oz / 16oz PE UNPRES										
2oz Cr^{+6}										
QT INORGANIC CHEMICAL METALS										
INORGANIC CHEMICAL METALS 4oz / 8oz / 16oz										
PT CYANIDE										
PT NITROGEN FORMS										
PT TOTAL SULFIDE										
2oz. NITRATE / NITRITE										
PT TOTAL ORGANIC CARBON										
PT CHEMICAL OXYGEN DEMAND										
PtA PHENOLICS										
40ml VOA VIAL TRAVEL BLANK										
40ml VOA VIAL										
QT EPA 1664B										
PT ODOR										
RADIOLOGICAL										
BACTERIOLOGICAL										
40 ml VOA VIAL- 504										
QT EPA 508/608.3/8081A										
QT EPA 515.1/8151A										
QT EPA 525.2										
QT EPA 525.2 TRAVEL BLANK										
40ml EPA 547										
40ml EPA 531.1										
8oz EPA 548.1										
QT EPA 549.2										
QT EPA 8015M										
QT EPA 8270C										
8oz / 16oz / 32oz AMBER	A	A								
8oz / 16oz / 32oz JAR										
SOIL SLEEVE										
PCB VIAL										
PLASTIC BAG										
TEDLAR BAG										
FERROUS IRON										
ENCORE										
SMART KIT										
SUMMA CANISTER										

CHK BY CL2 DISTRIBUTION SUB OUT

Comments:

Sample Numbering Completed By: _____ Date/Time: 2/12/26 1519

A = Actual / C = Corrected

Rev 23 05/20/22

[S:\WPDocs\WordPerfect\LAB_DOCS\FORMS\SAMREC rev 20]

The results in this report apply to the samples analyzed in accordance with the chain of custody document. This analytical report must be reproduced in its entirety.
All results listed in this report are for the exclusive use of the submitting party. Pace Analytical assumes no responsibility for report alteration, separation, detachment or third party interpretation.

Pace Analytical
ENVIRONMENTAL SCIENCES

Enthalpy Analytical - Orange	**Reported:** 02/24/2026 16:25
931 West Barkley Avenue	Project: Chiquita Canyon Landfill Stormwater
Orange, CA 92868	Project Number: 552835
	Project Manager: David Tripp

Laboratory / Client Sample Cross Reference

Laboratory	Client Sample Information			
2602229-01	**COC Number:**	—	**Receive Date:**	02/12/2026 10:45
	Project Number:	—	**Sampling Date:**	02/10/2026 22:26
	Sampling Location:	—	**Sample Depth:**	—
	Sampling Point:	SOUTH BASIN - WESTERN INLET	**Lab Matrix:**	Water
	Sampled By:	CLIENT	**Sample Type:**	Water
2602229-02	**COC Number:**	—	**Receive Date:**	02/12/2026 10:45
	Project Number:	—	**Sampling Date:**	02/10/2026 22:37
	Sampling Location:	—	**Sample Depth:**	—
	Sampling Point:	SOUTH BASIN - EASTERN INLET	**Lab Matrix:**	Water
	Sampled By:	Client	**Sample Type:**	Water

The results in this report apply to the samples analyzed in accordance with the chain of custody document. This analytical report must be reproduced in its entirety.
All results listed in this report are for the exclusive use of the submitting party. Pace Analytical assumes no responsibility for report alteration, separation, detachment or third party interpretation.

Pace Analytical
ENVIRONMENTAL SCIENCES

Enthalpy Analytical - Orange
931 West Barkley Avenue
Orange, CA 92868

Reported: 02/24/2026 16:25
Project: Chiquita Canyon Landfill Stormwater
Project Number: 552835
Project Manager: David Tripp

Organo-Phosphorus Pesticide Analysis (EPA Method 8141A)

Pace Sample ID: 2602229-01 | **Client Sample Name:** SOUTH BASIN - WESTERN INLET, 2/10/2026 10:26:00PM, CLIENT

Constituent	Result	Units	PQL	MDL	Method	MB Bias	Lab Quals	DCN
Azinphos methyl	ND	ug/L	0.50	0.12	EPA-8141A	ND		1
Bolstar	ND	ug/L	0.20	0.050	EPA-8141A	ND		1
Chlorpyrifos	ND	ug/L	0.20	0.050	EPA-8141A	ND		1
Coumaphos	ND	ug/L	0.50	0.11	EPA-8141A	ND		1
Demeton O/S	ND	ug/L	0.20	0.056	EPA-8141A	ND		1
Diazinon	ND	ug/L	0.20	0.050	EPA-8141A	ND		1
Dichlorvos	ND	ug/L	0.20	0.050	EPA-8141A	ND		1
Disulfoton	ND	ug/L	0.20	0.050	EPA-8141A	ND		1
Ethoprop	ND	ug/L	0.20	0.052	EPA-8141A	ND		1
Fensulfothion	ND	ug/L	0.20	0.051	EPA-8141A	ND		1
Fenthion	ND	ug/L	0.20	0.050	EPA-8141A	ND		1
Merphos	ND	ug/L	0.20	0.050	EPA-8141A	ND		1
Methyl parathion	ND	ug/L	0.20	0.050	EPA-8141A	ND		1
Mevinphos	ND	ug/L	0.20	0.050	EPA-8141A	ND		1
Naled	ND	ug/L	0.50	0.17	EPA-8141A	ND		1
Phorate	ND	ug/L	0.20	0.066	EPA-8141A	ND		1
Ronnel (Fenchlorphos)	ND	ug/L	0.20	0.050	EPA-8141A	ND		1
Stirophos (Tetrachlorvinphos)	ND	ug/L	0.20	0.082	EPA-8141A	ND		1
Tokuthion (Prothiofos)	ND	ug/L	0.20	0.050	EPA-8141A	ND		1
Trichloronate	ND	ug/L	0.20	0.050	EPA-8141A	ND		1
Triphenylphosphate (Surrogate)	62.6	%	50 - 130 (LCL - UCL)		EPA-8141A			1

DCN	Method	Prep Date	Run Date/Time	Analyst	Instrument	Dilution	QC Batch ID	Prep Method
1	EPA-8141A	02/17/26 16:30	02/20/26 17:56	IJC	GC-18	0.926	B227388	EPA 3510C

DCN = Data Continuation Number

The results in this report apply to the samples analyzed in accordance with the chain of custody document. This analytical report must be reproduced in its entirety.
All results listed in this report are for the exclusive use of the submitting party. Pace Analytical assumes no responsibility for report alteration, separation, detachment or third party interpretation.

Pace Analytical
ENVIRONMENTAL SCIENCES

Enthalpy Analytical - Orange
931 West Barkley Avenue
Orange, CA 92868

Reported: 02/24/2026 16:25
Project: Chiquita Canyon Landfill Stormwater
Project Number: 552835
Project Manager: David Tripp

Organo-Phosphorus Pesticide Analysis (EPA Method 8141A)

Pace Sample ID: 2602229-02 | **Client Sample Name:** SOUTH BASIN - EASTERN INLET, 2/10/2026 10:37:00PM, Client

Constituent	Result	Units	PQL	MDL	Method	MB Bias	Lab Quals	DCN
Azinphos methyl	ND	ug/L	0.50	0.12	EPA-8141A	ND		1
Bolstar	ND	ug/L	0.20	0.050	EPA-8141A	ND		1
Chlorpyrifos	ND	ug/L	0.20	0.050	EPA-8141A	ND		1
Coumaphos	ND	ug/L	0.50	0.11	EPA-8141A	ND		1
Demeton O/S	ND	ug/L	0.20	0.056	EPA-8141A	ND		1
Diazinon	ND	ug/L	0.20	0.050	EPA-8141A	ND		1
Dichlorvos	ND	ug/L	0.20	0.050	EPA-8141A	ND		1
Disulfoton	ND	ug/L	0.20	0.050	EPA-8141A	ND		1
Ethoprop	ND	ug/L	0.20	0.052	EPA-8141A	ND		1
Fensulfothion	ND	ug/L	0.20	0.051	EPA-8141A	ND		1
Fenthion	ND	ug/L	0.20	0.050	EPA-8141A	ND		1
Merphos	ND	ug/L	0.20	0.050	EPA-8141A	ND		1
Methyl parathion	ND	ug/L	0.20	0.050	EPA-8141A	ND		1
Mevinphos	ND	ug/L	0.20	0.050	EPA-8141A	ND		1
Naled	ND	ug/L	0.50	0.17	EPA-8141A	ND		1
Phorate	ND	ug/L	0.20	0.066	EPA-8141A	ND		1
Ronnel (Fenchlorphos)	ND	ug/L	0.20	0.050	EPA-8141A	ND		1
Stirophos (Tetrachlorvinphos)	ND	ug/L	0.20	0.082	EPA-8141A	ND		1
Tokuthion (Prothiofos)	ND	ug/L	0.20	0.050	EPA-8141A	ND		1
Trichloronate	ND	ug/L	0.20	0.050	EPA-8141A	ND		1
Triphenylphosphate (Surrogate)	98.0	%	50 - 130 (LCL - UCL)		EPA-8141A			1

DCN	Method	Prep Date	Run Date/Time	Analyst	Instrument	Dilution	QC Batch ID	Prep Method
1	EPA-8141A	02/17/26 16:30	02/20/26 18:25	IJC	GC-18	0.943	B227388	EPA 3510C

DCN = Data Continuation Number

The results in this report apply to the samples analyzed in accordance with the chain of custody document. This analytical report must be reproduced in its entirety.
All results listed in this report are for the exclusive use of the submitting party. Pace Analytical assumes no responsibility for report alteration, separation, detachment or third party interpretation.

Pace Analytical
ENVIRONMENTAL SCIENCES

Enthalpy Analytical - Orange
931 West Barkley Avenue
Orange, CA 92868

Reported: 02/24/2026 16:25
Project: Chiquita Canyon Landfill Stormwater
Project Number: 552835
Project Manager: David Tripp

Organo-Phosphorus Pesticide Analysis (EPA Method 8141A)

Quality Control Report - Method Blank Analysis

Constituent	QC Sample ID	MB Result	Units	PQL	MDL	Lab Quals	Run #
QC Batch ID: B227388							
Azinphos methyl	B227388-BLK1	ND	ug/L	0.50	0.12		1
Bolstar	B227388-BLK1	ND	ug/L	0.20	0.050		1
Chlorpyrifos	B227388-BLK1	ND	ug/L	0.20	0.050		1
Coumaphos	B227388-BLK1	ND	ug/L	0.50	0.11		1
Demeton O/S	B227388-BLK1	ND	ug/L	0.20	0.056		1
Diazinon	B227388-BLK1	ND	ug/L	0.20	0.050		1
Dichlorvos	B227388-BLK1	ND	ug/L	0.20	0.050		1
Disulfoton	B227388-BLK1	ND	ug/L	0.20	0.050		1
Ethoprop	B227388-BLK1	ND	ug/L	0.20	0.052		1
Fensulfothion	B227388-BLK1	ND	ug/L	0.20	0.051		1
Fenthion	B227388-BLK1	ND	ug/L	0.20	0.050		1
Merphos	B227388-BLK1	ND	ug/L	0.20	0.050		1
Methyl parathion	B227388-BLK1	ND	ug/L	0.20	0.050		1
Mevinphos	B227388-BLK1	ND	ug/L	0.20	0.050		1
Naled	B227388-BLK1	ND	ug/L	0.50	0.17		1
Phorate	B227388-BLK1	ND	ug/L	0.20	0.066		1
Ronnel (Fenchlorphos)	B227388-BLK1	ND	ug/L	0.20	0.050		1
Stirophos (Tetrachlorvinphos)	B227388-BLK1	ND	ug/L	0.20	0.082		1
Tokuthion (Prothiofos)	B227388-BLK1	ND	ug/L	0.20	0.050		1
Trichloronate	B227388-BLK1	ND	ug/L	0.20	0.050		1
Triphenylphosphate (Surrogate)	**B227388-BLK1**	**116**	%	**50 - 130 (LCL - UCL)**			1

Run #	QC Sample ID	QC Type	Method	Prep Date	Run Date Time	Analyst	Instrument	Dilution
1	B227388-BLK1	PB	EPA-8141A	02/17/26	02/20/26 00:59	IJC	GC-18	1

The results in this report apply to the samples analyzed in accordance with the chain of custody document. This analytical report must be reproduced in its entirety.
All results listed in this report are for the exclusive use of the submitting party. Pace Analytical assumes no responsibility for report alteration, separation, detachment or third party interpretation.

Pace Analytical
ENVIRONMENTAL SCIENCES

Enthalpy Analytical - Orange
931 West Barkley Avenue
Orange, CA 92868

Reported: 02/24/2026 16:25
Project: Chiquita Canyon Landfill Stormwater
Project Number: 552835
Project Manager: David Tripp

Organo-Phosphorus Pesticide Analysis (EPA Method 8141A)

Quality Control Report - Laboratory Control Sample

Constituent	QC Sample ID	Type	Result	Spike Level	Units	Percent Recovery	RPD	Control Limits Percent Recovery	Control Limits RPD	Lab Quals	Run #
QC Batch ID: B227388											
Bolstar	B227388-BS1	LCS	1.6500	2.0000	ug/L	82.5		50 - 130			1
	B227388-BSD1	LCSD	1.6300	2.0000	ug/L	81.5	1.2	50 - 130	30		2
Chlorpyrifos	B227388-BS1	LCS	2.0450	2.0000	ug/L	102		60 - 120			1
	B227388-BSD1	LCSD	2.0150	2.0000	ug/L	101	1.5	60 - 120	30		2
Diazinon	B227388-BS1	LCS	1.9750	2.0000	ug/L	98.8		60 - 130			1
	B227388-BSD1	LCSD	1.9700	2.0000	ug/L	98.5	0.3	60 - 130	30		2
Methyl parathion	B227388-BS1	LCS	2.0550	2.0000	ug/L	103		60 - 120			1
	B227388-BSD1	LCSD	2.0800	2.0000	ug/L	104	1.2	60 - 120	30		2
Mevinphos	B227388-BS1	LCS	1.9950	2.0000	ug/L	99.8		50 - 120			1
	B227388-BSD1	LCSD	1.9850	2.0000	ug/L	99.2	0.5	50 - 120	30		2
Ronnel (Fenchlorphos)	B227388-BS1	LCS	2.0800	2.0000	ug/L	104		50 - 120			1
	B227388-BSD1	LCSD	2.0800	2.0000	ug/L	104	0	50 - 120	30		2
Stirophos (Tetrachlorvinphos)	B227388-BS1	LCS	2.0850	2.0000	ug/L	104		50 - 120			1
	B227388-BSD1	LCSD	2.0750	2.0000	ug/L	104	0.5	50 - 120	30		2
Triphenylphosphate (Surrogate)	B227388-BS1	LCS	2.5800	2.5000	ug/L	103		50 - 130			1
	B227388-BSD1	LCSD	2.5050	2.5000	ug/L	100	2.9	50 - 130			2

Run #	QC Sample ID	QC Type	Method	Prep Date	Run Date Time	Analyst	Instrument	Dilution
1	B227388-BS1	LCS	EPA-8141A	02/17/26	02/20/26 01:29	IJC	GC-18	1
2	B227388-BSD1	LCSD	EPA-8141A	02/17/26	02/20/26 01:58	IJC	GC-18	1

The results in this report apply to the samples analyzed in accordance with the chain of custody document. This analytical report must be reproduced in its entirety.
All results listed in this report are for the exclusive use of the submitting party. Pace Analytical assumes no responsibility for report alteration, separation, detachment or third party interpretation.

Enthalpy Analytical - Orange
931 West Barkley Avenue
Orange, CA 92868

Reported: 02/24/2026 16:25
Project: Chiquita Canyon Landfill Stormwater
Project Number: 552835
Project Manager: David Tripp

Notes And Definitions

MDL	Method Detection Limit
ND	Analyte Not Detected
PQL	Practical Quantitation Limit

The results in this report apply to the samples analyzed in accordance with the chain of custody document. This analytical report must be reproduced in its entirety.
All results listed in this report are for the exclusive use of the submitting party. Pace Analytical assumes no responsibility for report alteration, separation, detachment or third party interpretation.

Laboratory Job Number 552835

Subcontracted Products

McCampbell Analytical, Inc.

McCampbell Analytical, Inc.

"When Quality Counts"

Analytical Report

WorkOrder:	2602833	**Amended:**	03/13/2026
		Revision:	1
Report Created for:	Enthalpy Analytical		
	931 West Barkley Avenue Orange, CA 92868		
Project Contact:	David Tripp		
Project P.O.:	079649		
Project:	EO-552835		
Project Location:			
Project Received:	02/12/2026		

Analytical Report reviewed & approved for release on 02/20/2026 by:

Tracy Babjar

Project Manager

The report shall not be reproduced except in full, without the written approval of the laboratory. The analytical results relate only to the items tested. Results reported conform to the most current regulatory standards, where applicable, unless otherwise stated.

1534 Willow Pass Rd. Pittsburg, CA 94565 ♦ TEL: (877) 252-9262 ♦ FAX: (925) 252-9269 ♦ www.mccampbell.com

CA ELAP 1644 ♦ ORELAP (NELAP) 4033 ♦ AIHA-LAP ID#232255 ♦ DoD-ELAP Cert # L22-757

McCampbell Analytical, Inc.
"When Quality Counts"

1534 Willow Pass Road, Pittsburg, CA 94565-1701
Toll Free Telephone: (877) 252-9262 / Fax: (925) 252-9269
http://www.mccampbell.com / E-mail: main@mccampbell.com

Revision History

Client: Enthalpy Analytical **WorkOrder:** 2602833

Project: EO-552835

Date	Revision	Reason
03/13/2026	1	Revised to report data less dilute.

McCampbell Analytical, Inc.
"When Quality Counts"

1534 Willow Pass Road, Pittsburg, CA 94565-1701
Toll Free Telephone: (877) 252-9262 / Fax: (925) 252-9269
http://www.mccampbell.com / E-mail: main@mccampbell.com

Glossary of Terms & Qualifier Definitions

Client: Enthalpy Analytical **WorkOrder:** 2602833

Project: EO-552835

Glossary Abbreviation

%D	Serial Dilution Percent Difference
95% Interval	95% Confident Interval
CCV	Continuing Calibration Verification.
CCV REC (%)	The % recovery of Continuing Calibration Verification
DF	Dilution Factor
DI WET	(DISTLC) Waste Extraction Test using DI water
DISS	Dissolved (sample filtered using a 0.45 µm filter size)
DLT	Dilution Test (Serial Dilution)
DUP	Duplicate
EDL	Estimated Detection Limit
ITEF	International Toxicity Equivalence Factor
LCS	Laboratory Control Sample
LCS2	Second LCS for the batch. Spike level is lower than that for the first LCS; applicable to method 1633.
LQL	Lowest Quantitation Level
MB	Method Blank
MB IS/SS % Rec	% Recovery of Internal Standard or Surrogate in Method Blank, if applicable
MB SS % Rec	% Recovery of Surrogate in Method Blank, if applicable
MDL	Method Detection Limit [1]
ML	Minimum Level of Quantitation
MS	Matrix Spike
MSD	Matrix Spike Duplicate
NA	Not Applicable
ND	Not detected at or above the indicated MDL (if present) or RL.
NR	Data Not Reported due to matrix interference or insufficient sample amount.
PDS	Post Digestion Spike
PF	Prep Factor
RD	Relative Difference
RL	Reporting Limit [2]
RPD	Relative Percent Difference
RRT	Relative Retention Time
RSD	Relative Standard Deviation
SPK Val	Spike Value
SPKRef Val	Spike Reference Value
SPLP	Synthetic Precipitation Leachate Procedure

[1] MDL is the minimum measured concentration of a substance that can be reported with 99% confidence that the measured concentration is distinguishable from method blank results. Definition and Procedure for the Determination of the Method Detection Limit, Revision 2, 40CFR, Part 136, Appendix B, EPA 821-R-16-006, December 2016. Values are based upon our default extraction volume/amount and are subject to change.

[2] RL is the lowest level that can be reliably determined within specified limits of precision and accuracy during routine laboratory operating conditions. (The RL cannot be lower than the lowest calibration standard used in the initial calibration of the instrument and must be greater than the MDL.) Values are based upon our default extraction volume/amount and are subject to change.

McCampbell Analytical, Inc.
"When Quality Counts"
1534 Willow Pass Road, Pittsburg, CA 94565-1701
Toll Free Telephone: (877) 252-9262 / Fax: (925) 252-9269
http://www.mccampbell.com / E-mail: main@mccampbell.com

Glossary of Terms & Qualifier Definitions

Client: Enthalpy Analytical **WorkOrder:** 2602833

Project: EO-552835

TCLP	Toxicity Characteristic Leachate Procedure
TEQ	Toxicity Equivalents
TNTC	"Too Numerous to Count;" greater than 250 colonies observed on the plate.
TPH-Diesel	Sample results for semi-volatile TPH (diesel, kerosene, oil, etc) were calculated using a background subtraction procedure to correct for instrument baseline rise (column bleed) as described in Sec 7.7.2.2 of EPA 8015 B, C.
TZA	TimeZone Net Adjustment for sample collected outside of MAl's Coordinated Universal Time (UTC). (Adjustment for Daylight Saving is not accounted.)
WET (STLC)	Waste Extraction Test (Soluble Threshold Limit Concentration)

Analytical Qualifiers

J	Result is less than the RL/ML but greater than the MDL. The reported concentration is an estimated value.
P	Agreement between the quantitative dual-column confirmation results exceed method recommended limits of 40% RPD. The lowest concentration is reported.
a3	Sample diluted due to high organic content interfering with quantitative/or qualitative analysis.

McCampbell Analytical, Inc.
"When Quality Counts"

1534 Willow Pass Road, Pittsburg, CA 94565-1701
Toll Free Telephone: (877) 252-9262 / Fax: (925) 252-9269
http://www.mccampbell.com / E-mail: main@mccampbell.com

Analytical Report

Client:	Enthalpy Analytical	**WorkOrder:**	2602833
Date Received:	02/12/2026 9:30	**Extraction Method:**	E8151A
Date Prepared:	02/13/2026	**Analytical Method:**	E8151A
Project:	EO-552835	**Unit:**	µg/L

Chlorinated Herbicides by GC-ECD

Client ID	Lab ID	Matrix	Date Collected	Instrument FileID	Batch ID
SOUTH BASIN-WESTERN INLET	2602833-001A	Water	02/10/2026 22:26	GC15A 03112623.D	335618

Analytes	Result	MDL	RL	DF	Date Analyzed
Acifluorfen	ND	0.53	1.0	1	03/11/2026 17:11
Bentazon	ND	0.32	1.0	1	03/11/2026 17:11
Chloramben	ND	0.64	1.0	1	03/11/2026 17:11
2,4-D (Dichlorophenoxyacetic acid)	ND	0.079	0.20	1	03/11/2026 17:11
2,4-DB	ND	0.42	1.0	1	03/11/2026 17:11
Dalapon	ND	0.77	1.0	1	03/11/2026 17:11
DCPA (mono & diacid)	ND	0.50	1.0	1	03/11/2026 17:11
Dicamba	ND	0.074	0.20	1	03/11/2026 17:11
3,5-Dichlorobenzoic Acid	ND	0.24	1.0	1	03/11/2026 17:11
Dichloroprop	ND	0.35	1.0	1	03/11/2026 17:11
Dinoseb (DNBP)	ND	0.30	1.0	1	03/11/2026 17:11
MCPA	ND	1.3	2.0	1	03/11/2026 17:11
MCPP	ND	1.2	2.0	1	03/11/2026 17:11
4-Nitrophenol	ND	0.77	1.0	1	03/11/2026 17:11
Pentachlorophenol (PCP)	ND	0.055	0.20	1	03/11/2026 17:11
Picloram	ND	0.38	1.0	1	03/11/2026 17:11
2,4,5-T (Trichlorophenoxy acetic acid)	ND	0.10	0.20	1	03/11/2026 17:11
2,4,5-TP (Silvex)	ND	0.16	0.50	1	03/11/2026 17:11

Surrogates	REC (%)	Limits	DF	
DCAA	99	60-140	1	03/11/2026 17:11

Analyst(s): DP

(Cont.)

McCampbell Analytical, Inc.
"When Quality Counts"

1534 Willow Pass Road, Pittsburg, CA 94565-1701
Toll Free Telephone: (877) 252-9262 / Fax: (925) 252-9269
http://www.mccampbell.com / E-mail: main@mccampbell.com

Analytical Report

Client:	Enthalpy Analytical	**WorkOrder:**	2602833
Date Received:	02/12/2026 9:30	**Extraction Method:**	E8151A
Date Prepared:	02/13/2026	**Analytical Method:**	E8151A
Project:	EO-552835	**Unit:**	µg/L

Chlorinated Herbicides by GC-ECD

Client ID	Lab ID	Matrix	Date Collected	Instrument FileID	Batch ID
SOUTH BASIN-EASTERN INLET	2602833-002A	Water	02/10/2026 22:37	GC15A 03112624.D	335618

Analytes	Result	Qualifiers	MDL	RL	DF	Date Analyzed
Acifluorfen	ND		0.53	1.0	1	03/11/2026 17:36
Bentazon	ND		0.32	1.0	1	03/11/2026 17:36
Chloramben	ND		0.64	1.0	1	03/11/2026 17:36
2,4-D (Dichlorophenoxyacetic acid)	ND		0.079	0.20	1	03/11/2026 17:36
2,4-DB	ND		0.42	1.0	1	03/11/2026 17:36
Dalapon	ND		0.77	1.0	1	03/11/2026 17:36
DCPA (mono & diacid)	ND		0.50	1.0	1	03/11/2026 17:36
Dicamba	ND		0.074	0.20	1	03/11/2026 17:36
3,5-Dichlorobenzoic Acid	ND		0.24	1.0	1	03/11/2026 17:36
Dichloroprop	ND		0.35	1.0	1	03/11/2026 17:36
Dinoseb (DNBP)	ND		0.30	1.0	1	03/11/2026 17:36
MCPA	ND		1.3	2.0	1	03/11/2026 17:36
MCPP	ND		1.2	2.0	1	03/11/2026 17:36
4-Nitrophenol	ND		0.77	1.0	1	03/11/2026 17:36
Pentachlorophenol (PCP)	**0.080**	JP	0.055	0.20	1	03/11/2026 17:36
Picloram	ND		0.38	1.0	1	03/11/2026 17:36
2,4,5-T (Trichlorophenoxy acetic acid)	ND		0.10	0.20	1	03/11/2026 17:36
2,4,5-TP (Silvex)	ND		0.16	0.50	1	03/11/2026 17:36

Surrogates	REC (%)	Limits	DF	
DCAA	91	60-140	1	03/11/2026 17:36

Analyst(s): DP

McCampbell Analytical, Inc.
"When Quality Counts"

1534 Willow Pass Road, Pittsburg, CA 94565-1701
Toll Free Telephone: (877) 252-9262 / Fax: (925) 252-9269
http://www.mccampbell.com / E-mail: main@mccampbell.com

Analytical Report

Client:	Enthalpy Analytical	**WorkOrder:**	2602833
Date Received:	02/12/2026 9:30	**Extraction Method:**	RSK175
Date Prepared:	02/17/2026	**Analytical Method:**	RSK175
Project:	EO-552835	**Unit:**	µg/L

Dissolved Carbon Dioxide by RSK 175

Client ID	Lab ID	Matrix	Date Collected	Instrument FileID	Batch ID
SOUTH BASIN-WESTERN INLET	2602833-001B	Water	02/10/2026 22:26	GC26 0217261005.D	335857

Analytes	Result	MDL	RL	DF	Date Analyzed
Carbon Dioxide	**2000**	100	100	2	02/17/2026 14:31

Analyst(s): CLO

Client ID	Lab ID	Matrix	Date Collected	Instrument FileID	Batch ID
SOUTH BASIN-EASTERN INLET	2602833-002B	Water	02/10/2026 22:37	GC26 0217261006.D	335857

Analytes	Result	MDL	RL	DF	Date Analyzed
Carbon Dioxide	**1200**	50	50	1	02/17/2026 15:01

Analyst(s): CLO

McCampbell Analytical, Inc.
"When Quality Counts"
1534 Willow Pass Road, Pittsburg, CA 94565-1701
Toll Free Telephone: (877) 252-9262 / Fax: (925) 252-9269
http://www.mccampbell.com / E-mail: main@mccampbell.com

Quality Control Report

Client:	Enthalpy Analytical	**WorkOrder:**	2602833
Date Prepared:	02/13/2026	**BatchID:**	335618
Date Analyzed:	02/14/2026 - 02/19/2026	**Extraction Method:**	E8151A
Instrument:	GC15A	**Analytical Method:**	E8151A
Matrix:	Water	**Unit:**	µg/L
Project:	EO-552835	**Sample ID:**	MB/LCS/LCSD-335618

QC Summary Report for E8151A

Analyte	MB Result	MDL	RL	SPK Val	MB IS/SS %REC	MB IS/SS Limits
Acifluorfen	ND	0.53	1.0	-	-	-
Bentazon	ND	0.32	1.0	-	-	-
Chloramben	ND	0.64	1.0	-	-	-
2,4-D (Dichlorophenoxyacetic acid)	ND	0.079	0.20	-	-	-
2,4-DB	ND	0.42	1.0	-	-	-
Dalapon	ND	0.77	1.0	-	-	-
DCPA (mono & diacid)	ND	0.50	1.0	-	-	-
Dicamba	ND	0.074	0.20	-	-	-
3,5-Dichlorobenzoic Acid	ND	0.24	1.0	-	-	-
Dichloroprop	ND	0.35	1.0	-	-	-
Dinoseb (DNBP)	ND	0.30	1.0	-	-	-
MCPA	ND	1.3	2.0	-	-	-
MCPP	ND	1.2	2.0	-	-	-
4-Nitrophenol	ND	0.77	1.0	-	-	-
Pentachlorophenol (PCP)	ND	0.055	0.20	-	-	-
Picloram	ND	0.38	1.0	-	-	-
2,4,5-T (Trichlorophenoxy acetic acid)	ND	0.10	0.20	-	-	-
2,4,5-TP (Silvex)	ND	0.16	0.50	-	-	-
Surrogate Recovery						
DCAA	7.0			10	70	70-130

(Cont.)

CA ELAP 1644 • ORELAP (NELAP) 4033

McCampbell Analytical, Inc.
"When Quality Counts"
1534 Willow Pass Road, Pittsburg, CA 94565-1701
Toll Free Telephone: (877) 252-9262 / Fax: (925) 252-9269
http://www.mccampbell.com / E-mail: main@mccampbell.com

Quality Control Report

Client:	Enthalpy Analytical	**WorkOrder:**	2602833
Date Prepared:	02/13/2026	**BatchID:**	335618
Date Analyzed:	02/14/2026 - 02/19/2026	**Extraction Method:**	E8151A
Instrument:	GC15A	**Analytical Method:**	E8151A
Matrix:	Water	**Unit:**	µg/L
Project:	EO-552835	**Sample ID:**	MB/LCS/LCSD-335618

QC Summary Report for E8151A

Analyte	LCS Result	LCSD Result	SPK Val	LCS %REC	LCSD %REC	LCS/LCSD Limits	RPD	RPD Limit
Acifluorfen	11	11	10	114	108	70-130	5.35	30
Bentazon	11	11	10	110	112	70-130	1.49	30
Chloramben	11	11	10	113	112	70-130	0.242	30
2,4-D (Dichlorophenoxyacetic acid)	10	9.7	10	103	97	70-130	6.29	30
2,4-DB	11	12	10	114	116	70-130	1.38	30
Dalapon	9.8	9.5	10	98	95	70-130	3.15	30
DCPA (mono & diacid)	10	10	10	102	101	70-130	1.77	30
Dicamba	10	9.9	10	100	99	70-130	0.684	30
3,5-Dichlorobenzoic Acid	9.7	9.5	10	97	95	70-130	1.66	30
Dichloroprop	11	9.8	10	106	98	70-130	7.88	30
Dinoseb (DNBP)	11	11	10	106	108	70-130	0.965	30
MCPA	93	95	100	93	95	70-130	2.65	30
MCPP	100	100	100	103	105	70-130	1.92	30
4-Nitrophenol	7.2	7.1	10	72	71	70-130	1.65	30
Pentachlorophenol (PCP)	10	10	10	103	102	70-130	0.861	30
Picloram	11	10	10	106	101	70-130	4.39	30
2,4,5-T (Trichlorophenoxy acetic acid)	11	11	10	107	106	70-130	1.34	30
2,4,5-TP (Silvex)	11	10	10	107	104	70-130	3.53	30
Surrogate Recovery								
DCAA	8.2	8.2	10	82	82	70-130	0.0564	30

McCampbell Analytical, Inc.
"When Quality Counts"
1534 Willow Pass Road, Pittsburg, CA 94565-1701
Toll Free Telephone: (877) 252-9262 / Fax: (925) 252-9269
http://www.mccampbell.com / E-mail: main@mccampbell.com

Quality Control Report

Client:	Enthalpy Analytical	**WorkOrder:**	2602833
Date Prepared:	02/17/2026	**BatchID:**	335857
Date Analyzed:	02/17/2026	**Extraction Method:**	RSK175
Instrument:	GC26	**Analytical Method:**	RSK175
Matrix:	Water	**Unit:**	µg/L
Project:	EO-552835	**Sample ID:**	MB/LCS/LCSD-335857

QC Summary Report for RSK175

Analyte	MB Result	MDL	RL			
Carbon Dioxide	ND	50	50	-	-	-

Analyte	LCS Result	LCSD Result	SPK Val	LCS %REC	LCSD %REC	LCS/LCSD Limits	RPD	RPD Limit
Carbon Dioxide	190	150	187.2	100	82	70-130	20.7	30

McCampbell Analytical, Inc.
"When Quality Counts"

1534 Willow Pass Road, Pittsburg, CA 94565-1701
Toll Free Telephone: (877) 252-9262 / Fax: (925) 252-9269
http://www.mccampbell.com / E-mail: main@mccampbell.com

Certified Analyte List

Client: Enthalpy Analytical **WorkOrder:** 2602833

Project: EO-552835

Analyte	Cert 1	Cert 2	Cert 3	Cert 4	Cert 5	Analytical Method	Matrix
2,4,5-T (Trichlorophenoxy acetic acid)	◉	◉	○	○	○	E8151A	Water
2,4,5-TP (Silvex)	◉	◉	○	○	○	E8151A	Water
2,4-D (Dichlorophenoxyacetic acid)	◉	◉	○	○	○	E8151A	Water
2,4-DB	◉	◉	○	○	○	E8151A	Water
3,5-Dichlorobenzoic Acid	○	◉	○	○	○	E8151A	Water
4-Nitrophenol	◉	◉	○	○	○	E8151A	Water
Acifluorfen	○	◉	○	○	○	E8151A	Water
Bentazon	○	◉	○	○	○	E8151A	Water
Chloramben	○	◉	○	○	○	E8151A	Water
Dalapon	◉	◉	○	○	○	E8151A	Water
DCPA (mono & diacid)	○	◉	○	○	○	E8151A	Water
Dicamba	◉	◉	○	○	○	E8151A	Water
Dichloroprop	◉	◉	○	○	○	E8151A	Water
Dinoseb (DNBP)	◉	◉	○	○	○	E8151A	Water
MCPA	◉	◉	○	○	○	E8151A	Water
MCPP	◉	◉	○	○	○	E8151A	Water
Pentachlorophenol (PCP)	◉	◉	○	○	○	E8151A	Water
Picloram	○	◉	○	○	○	E8151A	Water

Certifications

Cert 1	CA ELAP 1644
Cert 2	ORELAP (NELAP) 4033

The Certified Analyte Report lists the compounds for which MAI is accredited at the time of issuance. Although MAI holds multiple accreditations, methods with extensive compound lists may not be fully accredited due to state agency availability.

McCampbell Analytical, Inc.
1534 Willow Pass Rd
Pittsburg, CA 94565-1701
(925) 252-9262

CHAIN-OF-CUSTODY RECORD

WorkOrder: 2602833 **ClientCode: ENO** **QuoteID: 262776**

☐ WaterTrax ☐ CLIP ☐ EDF ☒ EQuIS ☒ Dry-Weight ☑ Email ☐ HardCopy ☐ ThirdParty ☑ J-flag
☒ Detection Summary ☑ **Excel** [A1_Standard _QC]

Report to:
David Tripp
Enthalpy Analytical
931 West Barkley Avenue
Orange, CA 92868
657-581-4710 FAX:

Email: david.tripp@enthalpy.com
cc/3rd Party: incomingreports@enthalpy.com;
PO: 079649
Project: EO-552835

Bill to:
Accounts Payable/Enthalpy SoCal
Montrose Environmental Group
PO Box 842165
Boston, MA 02284-2165
003EL_ap@montrose-env.com

Requested TAT: 5 days;

Date Received: 02/12/2026
Date Logged: 02/12/2026

Lab ID	ClientSampID	Matrix	Collection Date	Hold	Requested Tests (See legend below)											
					1	2	3	4	5	6	7	8	9	10	11	12
2602833-001	SOUTH BASIN-WESTERN INLET	Water	2/10/2026 22:26	☐	A	A	B									
2602833-002	SOUTH BASIN-EASTERN INLET	Water	2/10/2026 22:37	☐	A	A	B									

Test Legend:

1	8151_W	2	PRDisposal Fee	3	RSK175_CO2_W	4	
5		6		7		8	
9		10		11		12	

Project Manager: Jena Alfaro

Prepared by: Agustina Venegas

Comments:

NOTE: Soil samples are discarded 60 days after receipt unless other arrangements are made (Water samples are 30 days).
Hazardous samples will be returned to client or disposed of at client expense.

McCampbell Analytical, Inc.
"When Quality Counts"

1534 Willow Pass Road, Pittsburg, CA 94565-1701
Toll Free Telephone: (877) 252-9262 / Fax: (925) 252-9269
http://www.mccampbell.com / E-mail: main@mccampbell.com

WORK ORDER SUMMARY

Client Name: ENTHALPY ANALYTICAL
Client Contact: David Tripp
Contact's Email: david.tripp@enthalpy.com

Project: EO-552835
Comments:

Work Order: 2602833
QC Level: LEVEL 2
Date Logged: 2/12/2026

☐ WaterTrax ☐ CLIP ☐ EDF ☑ Excel ☐ EQuIS ☑ Email ☐ HardCopy ☐ ThirdParty ☑ J-flag

LabID	ClientSampID	Matrix	Test Name	Cont./ Comp.	Bottle & Preservative	U**	Head Space	Dry-Weight	Collection Date & Time	TAT	Test Due Date	Sediment Content	Hold	Sub Out
001A	SOUTH BASIN-WESTERN INLET	Water	E8151A (Chlorinated Herbicides)	1	1LA Narrow Mouth, Unpres	☐	☐	☐	2/10/2026 22:26	5 days	2/20/2026	Present	☐	☐
001B	SOUTH BASIN-WESTERN INLET	Water	RSK175 (CO2)	2	VOA, Unpres	☐	☐	☐	2/10/2026 22:26	5 days	2/20/2026	Present	☐	☐
002A	SOUTH BASIN-EASTERN INLET	Water	E8151A (Chlorinated Herbicides)	1	1LA Narrow Mouth, Unpres	☐	☐	☐	2/10/2026 22:37	5 days	2/20/2026	Present	☐	☐
002B	SOUTH BASIN-EASTERN INLET	Water	RSK175 (CO2)	2	VOA, Unpres	☐	☐	☐	2/10/2026 22:37	5 days	2/20/2026	Present	☐	☐

NOTES: *** STLC and TCLP extractions require 2 days to complete; therefore, all TATs begin after the extraction is completed (i.e., One-day TAT yields results in 3 days from sample submission).**

- ISM prep requires 5 to 10 days to complete; therefore, all TATs begin after the extraction is completed (i.e., One-day TAT yields results in 6 to 11 days from sample submission). Due date listed on WO summary will not accurately reflect the time needed for sample preparation.

- Organic extracts are held for 40 days before disposal; Inorganic extract are held for 30 days.

- MAI assumes that all material present in the provided sampling container is considered part of the sample - MAI does not exclude any material from the sample prior to sample preparation unless requested in writing by the client.

U = An unpreserved container was received for a method that suggests a preservation in order to extend hold time for analysis.**

Cont./Comp. = Containers /Composites

2602833

ENTHALPY ANALYTICAL

931 West Barkley Ave
Orange, CA 92868
(714) 771-6900

Subcontract Laboratory:
McCampbell Analytical, Inc.
1534 Willow Pass Rd.
Pittsburg, CA 94565
ATTN: Quote ID: 252619
PO #: Quote ID: 262776

Enthalpy Order: EO-552835
PM: David Tripp
Email: david.tripp@enthalpy.com
CC: incomingreports@enthalpy.com
Phone: 657-581-4710

Results Due: Standard TAT (w/ HT RUSH)
Report Level: II
Report To: MDL
EDDs: Standard Excel EDD

Notes:

CHIQUITA Stormwater - Hold time rush please, if necessary

Sample ID	Collected	Lab ID	# Cont.	Matrix	Analysis Requested	Comment
+ SOUTH BASIN - WESTERN INLET	10-FEB-2026 22:26	552835-001	1	Water	EPA 8151A Chlorinated Herbicides	
			2	Water	RSK-175 CO2	
+ SOUTH BASIN - EASTERN INLET	10-FEB-2026 22:37	552835-002	1	Water	EPA 8151A Chlorinated Herbicides	
			2	Water	RSK-175 CO2	

Notes:	Relinquished By:	Received By:
	[signature]	[signature]
	Date: 2.11.26 14:55	Date: 2/12/26 0930
	Date:	Date:
	Date:	Date:

0.1C WET
1R41

FEDEX: 888708181257

McCampbell Analytical, Inc.
"When Quality Counts"

1534 Willow Pass Road, Pittsburg, CA 94565-1701
Toll Free Telephone: (877) 252-9262 / Fax: (925) 252-9269
http://www.mccampbell.com / E-mail: main@mccampbell.com

Sample Receipt Checklist

Client Name:	**Enthalpy Analytical**	Date and Time Received:	**2/12/2026 09:30**
Project:	**EO-552835**	Date Logged:	**2/12/2026**
		Received by:	Agustina Venegas
WorkOrder №:	**2602833** Matrix: Water	Logged by:	Agustina Venegas
Carrier:	FedEx		

Chain of Custody (COC) Information

Chain of custody present?	Yes ☑	No ☐	
Chain of custody signed when relinquished and received?	Yes ☑	No ☐	
Chain of custody agrees with sample labels?	Yes ☑	No ☐	
Sample IDs noted by Client on COC?	Yes ☑	No ☐	
Date and Time of collection noted by Client on COC?	Yes ☑	No ☐	
Sampler's name noted on COC?	Yes ☐	No ☑	
COC agrees with Quote?	Yes ☑	No ☐	NA ☐
COC quote is active?	Yes ☑	No ☐	NA ☐

Sample Receipt Information

Custody seals intact on shipping container/cooler?	Yes ☐	No ☐	NA ☑
Custody seals intact on sample bottles?	Yes ☐	No ☐	NA ☑
Shipping container/cooler in good condition?	Yes ☑	No ☐	
Samples in proper containers/bottles?	Yes ☑	No ☐	
Sample containers intact?	Yes ☑	No ☐	
Sufficient sample volume for indicated test?	Yes ☑	No ☐	

Sample Preservation and Hold Time (HT) Information

All samples received within holding time?	Yes ☑	No ☐	NA ☐
Samples Received on Ice?	Yes ☑	No ☐	
(Ice Type: OTHERS)			
Sample/Temp Blank temperature	Temp: 0.1°C		NA ☐
ZHS conditional analyses: VOA meets zero headspace requirement (VOCs, TPHg/BTEX, RSK)?	Yes ☑	No ☐	NA ☐
Sample labels checked for correct preservation?	Yes ☑	No ☐	
pH acceptable upon receipt (Metal: <2)?	Yes ☐	No ☐	NA ☑

UCMR Samples:

pH tested and acceptable upon receipt (200.7: ≤2; 533: 6 - 8; 537.1: 6 - 8)?	Yes ☐	No ☐	NA ☑
Free Chlorine tested and acceptable upon receipt (<0.1mg/L) [not applicable to 200.7]?	Yes ☐	No ☐	NA ☑

Comments:

Laboratory Job Number 552835

Subcontracted Products

Enthalpy - El Dorado Hills

March 05, 2026

Enthalpy Analytical - El Dorado Hills
Work Order No. 2602133

Mr. David Tripp
Enthalpy Analytical
931 W. Barkley Avenue
Orange, CA 92868

Dear Mr. Tripp,

Enclosed are the results for the sample set received at Enthalpy Analytical - EDH on February 12, 2026 under your Project Name 'EO-552835'.

Enthalpy Analytical - EDH is committed to serving you effectively. If you require additional information, please contact me at 916-673-1520 or by email at mark.rein@enthalpy.com.

Thank you for choosing Enthalpy Analytical - EDH as part of your analytical support team.

Sincerely,



Mark Rein
Project Manager

Enthalpy Analytical -EDH certifies that the report herein meets all the requirements set forth by NELAP for those applicable test methods. Results relate only to the samples as received by the laboratory. This report should not be reproduced except in full without the written approval of Enthalpy Analytical -EDH .

Enthalpy Analytical - EDH Work Order No. 2602133
Case Narrative

Sample Condition on Receipt:

Two water samples were received and stored securely in accordance with Enthalpy Analytical - EDH standard operating procedures and EPA methodology. The samples were received in good condition and within the method temperature requirements.

Analytical Notes:

EPA Method 8290A

These samples were extracted and analyzed for 2,3,7,8-TCDD by EPA Method 8290A using a ZB-DIOXIN GC column.

Holding Times

The method holding time criteria were met for these samples.

Quality Control

The Initial Calibration and Continuing Calibration Verifications met the method acceptance criteria.

A Method Blank and Ongoing Precision and Recovery (OPR) sample were extracted and analyzed with the preparation batch. No analytes were detected above the sample quantitation limits in the Method Blank. The OPR recoveries were within the method acceptance criteria.

Labeled standard recoveries for all QC and field samples were within method acceptance criteria.

TABLE OF CONTENTS

Case Narrative..... 1

Table of Contents..... 3

Sample Inventory..... 4

Analytical Results..... 5

Qualifiers..... 10

Certifications..... 11

Sample Receipt..... 12

Sample Inventory Report

Sample ID	Client Sample ID	Sampled	Received	Components/Containers
2602133-01	SOUTH BASIN - WESTERN INLET	10-Feb-26 22:26	12-Feb-26 09:51	Amber Glass NM Bottle, 1L
2602133-02	SOUTH BASIN - EASTERN INLET	10-Feb-26 22:37	12-Feb-26 09:51	Amber Glass NM Bottle, 1L

ANALYTICAL RESULTS

Sample ID: Method Blank

EPA Method 8290A

Client Data

Name: Enthalpy Analytical
Project: EO-552835
Matrix: Aqueous

Laboratory Data

Lab Sample: B26B311-BLK1
QC Batch: B26B311
Sample Size: 0.500 L
Date Extracted: 26-Feb-26
Column: ZB-DIOXIN

Analyte	Conc. (pg/L)	MDL	RL	Qualifiers	Analyzed	Dilution
2,3,7,8-TCDD	ND	3.56	10.0		03-Mar-26 00:00	1

Labeled Standards	Type	% Recovery	Limits	Qualifiers	Analyzed	Dilution
13C-2,3,7,8-TCDD	IS	85.0	40 - 135		03-Mar-26 00:00	1
37Cl-2,3,7,8-TCDD	CRS	90.1	40 - 135		03-Mar-26 00:00	1

MDL - Method Detection Limit
RL - Reporting limit

Results reported to MDL.

Sample ID: OPR

EPA Method 8290A

Client Data

Name: Enthalpy Analytical
Project: EO-552835
Matrix: Aqueous

Laboratory Data

Lab Sample: B26B311-BS1
QC Batch: B26B311
Sample Size: 0.500 L
Date Extracted: 26-Feb-26 04:13
Column: ZB-DIOXIN

Analyte	Amt Found (pg/L)	Spike Amt	% Recovery	Limits	Qualifiers	Analyzed	Dilution
2,3,7,8-TCDD	377	400	94.3	70-130		27-Feb-26 10:36	1
Labeled Standards	**Type**		**% Recovery**	**Limits**	**Qualifiers**	**Analyzed**	**Dilution**
13C-2,3,7,8-TCDD	IS		69.7	40-135		27-Feb-26 10:36	1
37Cl-2,3,7,8-TCDD	CRS		70.2	40-135		27-Feb-26 10:36	1

Sample ID: SOUTH BASIN - WESTERN INLET

EPA Method 8290A

Client Data

Name:	Enthalpy Analytical
Project:	EO-552835
Matrix:	Water
Date Collected:	10-Feb-26 22:26

Laboratory Data

Lab Sample:	2602133-01	Date Received:	12-Feb-26 09:51
QC Batch:	B26B311	Date Extracted:	26-Feb-26
Sample Size:	0.503 L	Column:	ZB-DIOXIN

Analyte	Conc. (pg/L)	MDL	RL	Qualifiers	Analyzed	Dilution
2,3,7,8-TCDD	ND	3.54	9.94		03-Mar-26 18:23	1

Labeled Standards	Type	% Recovery	Limits	Qualifiers	Analyzed	Dilution
13C-2,3,7,8-TCDD	IS	55.4	40 - 135		03-Mar-26 18:23	1
37Cl-2,3,7,8-TCDD	CRS	60.1	40 - 135		03-Mar-26 18:23	1

MDL - Method Detection Limit
RL - Reporting limit

Results reported to MDL.

Sample ID: SOUTH BASIN - EASTERN INLET

EPA Method 8290A

Client Data

Name:	Enthalpy Analytical
Project:	EO-552835
Matrix:	Water
Date Collected:	10-Feb-26 22:37

Laboratory Data

Lab Sample:	2602133-02	Date Received:	12-Feb-26 09:51
QC Batch:	B26B311	Date Extracted:	26-Feb-26
Sample Size:	0.501 L	Column:	ZB-DIOXIN

Analyte	Conc. (pg/L)	MDL	RL	Qualifiers	Analyzed	Dilution
2,3,7,8-TCDD	ND	3.55	9.97		03-Mar-26 19:08	1

Labeled Standards	Type	% Recovery	Limits	Qualifiers	Analyzed	Dilution
13C-2,3,7,8-TCDD	IS	60.7	40 - 135		03-Mar-26 19:08	1
37Cl-2,3,7,8-TCDD	CRS	58.8	40 - 135		03-Mar-26 19:08	1

MDL - Method Detection Limit
RL - Reporting limit

Results reported to MDL.

DATA QUALIFIERS & ABBREVIATIONS

B	Compound was also detected in the method blank
Conc.	Concentration
CRS	Cleanup Recovery Standard
D	Dilution
DL	Detection Limit
E	Concentration exceeded the calibration range
EDL	Estimated Detection Limit
EMPC	Estimated Maximum Possible Concentration
H	Recovery and/or RPD was outside laboratory acceptance limits
I	Chemical Interference
IS	Internal Standard
J	Estimated Concentration below the Reporting Limit/LOQ
LOD	Limit of Detection
LOQ	Limit of Quantitation
MDL	Method Detection Limit
NA	Not Applicable
ND	Not Detected
OPR	Ongoing Precision and Recovery sample
P	Concentration may include contribution from chlorinated diphenyl ether(s).
Q	Ion transition ratio is outside of the acceptance criteria.
RL	Reporting Limit (MRL)
TEQ	Toxic Equivalency, sum of the toxic equivalency factors (TEF) multiplied by the sample concentrations.
TEQMax	TEQ calculated using the detection limit as the concentration for non-detects
TEQMin	TEQ calculated using zero as the concentration for non-detects
TEQRisk	TEQ calculated using ½ the detection limit as the concentration for non-detects
U	Not Detected (specific projects only)
*	See Cover Letter

Unless otherwise noted, solid sample results are reported in dry weight. Tissue samples are reported in wet weight.

Enthalpy Analytical - EDH Certifications

Accrediting Authority	Certificate Number
Alaska Department of Environmental Conservation	17-013
California Department of Health – ELAP	2892
DoD ELAP - A2LA Accredited - ISO/IEC 17025	3091.01
Florida Department of Health	E87777
Louisiana Department of Environmental Quality	01977
Maine Department of Health	2020018
Michigan Department of Environmental Quality	9932
Minnesota Department of Health	2211390
Nevada Division of Environmental Protection	CA00413
New Hampshire Environmental Accreditation Program	207721
New Jersey Department of Environmental Protection	CA003
New York Department of Health	11411
Ohio Environmental Protection Agency	87778
Oregon Laboratory Accreditation Program	4042-021
Texas Commission on Environmental Quality	T104704189-22-13
Vermont Department of Health	VT-4042
Virginia Department of General Services	11276
Washington Department of Ecology	C584
Wisconsin Department of Natural Resources	998036160

Current certificates and lists of licensed parameters can be found at Enthalpy.com/Resources/Accreditations.

ENTHALPY ANALYTICAL
931 West Barkley Ave
Orange, CA 92868
(714) 771-6900

2602133 1.0°C

Subcontract Laboratory:
Enthalpy - El Dorado Hills
1104 Windfield Way
El Dorado Hills, CA 95762
ATTN: Mark Rein
PO #: Required, to be sent via email

Enthalpy Order: EO-552835
PM: David Tripp
Email: david.tripp@enthalpy.com
CC: incomingreports@enthalpy.com
Phone: 657-581-4710

Results Due: Standard TAT (15wd TAT)
Report Level: II
Report To: MDL
EDDs: BLDR:Enthalpy (the normal EDD you send to Orange)

Notes:
CHIQUITA Stormwater - 15wd TAT or less if at all possible. No decanting.

Sample ID	Collected	Lab ID	# Cont.	Matrix	Analysis Requested	Comment
SOUTH BASIN - WESTERN INLET	10-FEB-2026 22:26	552835-001	1	Water	EPA 8290 - 2,3,7,8-TCDD Only	
SOUTH BASIN - EASTERN INLET	10-FEB-2026 22:37	552835-002	1	Water	EPA 8290 - 2,3,7,8-TCDD Only	

Notes:	Relinquished By:	Received By:
	[signature]	[signature]
	Date: 2-11-26 14:55	Date: 02/12/26 0951
	Date:	Date:
	Date:	Date:

CoC/Label Reconciliation Report WO# 2602133

LabNumber	CoC Sample ID		SampleAlias	Sample Date/Time		Container	BaseMatrix	Sample Comments
2602133-01	A SOUTH BASIN - WESTERN INLET	☑	552835-001	10-Feb-26 22:26	☑	Amber Glass NM Bottle, 1L	Aqueous	
2602133-02	A SOUTH BASIN - EASTERN INLET	☑	552835-001	10-Feb-26 22:37	☑	Amber Glass NM Bottle, 1L	Aqueous	

Checkmarks indicate that information on the COC reconciled with the sample label.
Any discrepancies are noted in the following columns.

CONDITION	Yes	No	NA
Sample Container Intact?	✓		
Sample Container(s) Custody Seals Intact?			✓
Custody Seals On Cooler Intact?			✓
Adequate Sample Volume?	✓		
Container Type Appropriate for Analysis(es)?	✓		

Comments: No back up volume

Preservation Documented: Na2S2O3 Trizma NH4CH3CO2 (None) Other

Verifed by/Date: JJT 02/12/26
XAO 02/11/26

Enthalpy Analytical
931 West Barkley Ave
Orange, CA 92868
(714) 771-6900

enthalpy.com

Lab Job Number : 552880
Report Level : II
Report Date : 03/13/2026

Analytical Report *prepared for:*

Matt Breuer
Waste Connections
Chiquita Canyon Landfill
29201 Henry Mayo Drive
Castaic, CA 91384

Project: CCLF STORMWATER - Stormwater Outlet

Authorized for release by:

David Tripp, Project Manager
657-581-4710
david.tripp@enthalpy.com

This data package has been reviewed for technical correctness and completeness. Release of this data has been authorized by the Laboratory Manager or the Manager's designee, as verified by the above signature which applies to this PDF file as well as any associated electronic data deliverable files. The results contained in this report meet all requirements of NELAP and pertain only to those samples which were submitted for analysis. This report may be reproduced only in its entirety.

CA ELAP# 1338, CA ELAP #1338-S1, NELAP# 4038, SCAQMD LAP# 18LA0518, LACSD ID# 10105, ORELAP# 4197

ENTHALPY ANALYTICAL

Sample Summary

Matt Breuer Waste Connections Chiquita Canyon Landfill 29201 Henry Mayo Drive Castaic, CA 91384		Lab Job #: Project No: Location: Date Received:	552880 CCLF STORMWATER Stormwater Outlet 02/11/26

Sample ID	Lab ID	Collected	Matrix
OUTLET	552880-001	02/11/26 09:05	Water

Case Narrative

Waste Connections Chiquita Canyon Landfill 29201 Henry Mayo Drive Castaic, CA 91384 Matt Breuer	Lab Job Number: 552880 Project No: CCLF STORMWATER Location: Stormwater Outlet Date Received: 02/11/26

- This data package contains sample and QC results for one water sample, requested for the above referenced project on 02/11/26. The sample was received in good condition.
- DILUTIONS: Dilutions in this report were performed solely for the purpose of reporting target analytes within method calibration ranges. However, see the flag and comment noted for 8141 in Pace's sub-report - A10 Detection and quantitation limits were raised due to matrix interference.

Volatile Organics by GC/MS (EPA 8260B):

- Low recoveries were observed for toluene and chlorobenzene in the MSD for batch 395170; the parent sample was not a project sample, the BS/BSD were within limits, and the associated RPDs were within limits.
- OUTLET (lab # 552880-001) had pH greater than 2.
- No other analytical problems were encountered.

Semivolatile Organics by GC/MS (EPA 8270E):
No analytical problems were encountered.

Semivolatile Organics by GC/MS (EPA 625.1):

- Low surrogate recovery was observed for phenol-d6 in the method blank for batch 395126.
- No other analytical problems were encountered.

Semivolatile Organics by GC/MS SIM (EPA 8270C-SIM):
No analytical problems were encountered.

Pesticides (EPA 8081A):
No analytical problems were encountered.

Total Organic Carbon by IR (SM 5310B):
No analytical problems were encountered.

PCBs (EPA 8082):
No analytical problems were encountered.

Metals (EPA 200.7, EPA 200.8, and EPA 245.1):

- Low recoveries were observed for zinc in the MS/MSD for batch 395119; the parent sample was not a project sample, the LCS was within limits, and the associated RPD was within limits.
- No other analytical problems were encountered.

Ion Chromatography (EPA 300.0):

- Responses exceeding the instrument's linear range were observed for sulfate in the MS/MSD for batch 395128; affected data was qualified with "E".
- No other analytical problems were encountered.

Total Phosphorus as P (SM 4500-P-B5-E):
No analytical problems were encountered.

Conductivity (SM2510B):
No analytical problems were encountered.

Total Oil & Grease (HEM) (EPA 1664A):

- Matrix spikes were not performed for this analysis due to insufficient sample volume.
- No analytical problems were encountered.

Total Phenolics (EPA 420.1):
No analytical problems were encountered.

Alkalinity (SM2320B):
No analytical problems were encountered.

Sulfide (SM 4500-S2-D):
No analytical problems were encountered.

Total Dissolved Solids (TDS) (SM2540C):
No analytical problems were encountered.

Total Suspended Solids (TSS) (SM2540D):
No analytical problems were encountered.

Chemical Oxygen Demand (SM5220D):
No analytical problems were encountered.

Biochemical Oxygen Demand (SM5210B):
No analytical problems were encountered.

Turbidity (SM2130B):
No analytical problems were encountered.

Cyanide - Semi-Automated Method (SM 4500-CN-E and SM 4500-CN-E):
No analytical problems were encountered.

Coliform - 9221 Tests (SM 9221B and SM 9221F):
No analytical problems were encountered.

Ammonia and TKN- Semi-Automated Method (SM 4500-NH3-G):
No analytical problems were encountered.

Organophosphorus Pesticides (EPA 8141A):
Pace Laboratories in Bakersfield, CA performed the analysis (see sublab report section for certifications). Please see the Pace Laboratories case narrative - including dilution and RL-related flags and comments: A10 Detection and quantitation limits were raised due to matrix interference.

8151A Chlorinated Herbicides (EPA 8151A):
McCampbell Analytical, Inc. in Pittsburg, CA performed the analysis (NELAP certified). Please see the McCampbell Analytical, Inc. case narrative.

RSK-175 CO2 (RSK-175):
McCampbell Analytical, Inc. in Pittsburg, CA performed the analysis (see sublab report section for certifications). Please see the McCampbell Analytical, Inc. case narrative.

Dioxins & Furans (EPA 8290):

Enthalpy - El Dorado Hills in El Dorado Hills, CA performed the analysis (see sublab report section for certifications). Please see the Enthalpy - El Dorado Hills case narrative.

ENTHALPY ANALYTICAL

Chain of Custody Record

Lab No: 552880

Page: 1 of 3

Turn Around Time (rush by advanced notice only)

Standard:		5 Day:		3 Day:	
2 Day:		1 Day:	X	Custom TAT:	

Enthalpy Analytical - Orange

931 W. Barkley Avenue, Orange, CA 92868

Phone 714-771-6900

Matrix: A = Air S = Soil/Solid W = Water DW = Drinking Wate SD = Sediment PP = Pure Product SEA = Sea Water SW = Swab T = Tissue WP = Wipe O = Other

Preservatives: 1 = $Na_2S_2O_3$ 2 = HCl 3 = HNO_3 4 = H_2SO_4 5 = NaOH 6 = Other

Sample Receipt Temp: IR 15 ice 5.7/6.1 bag 4.6 15.0 (lab use only)

CUSTOMER INFORMATION		PROJECT INFORMATION	
Company:	Chiquita Canyon, LLC	Name:	Stormwater Outlet
Report To:	Matt Breuer	Number:	
Email:	matthew.breuer@wasteconnectior	P.O. #:	
Address:	29201 Henry Mayo Drive	Address:	29201 Henry Mayo Drive
	Castaic, CA 91384		Castaic, CA 91384
Phone:	682-559-3880	Global ID:	
Fax:		Sampled By:	CH, GA

	Sample ID	Sampling Date	Sampling Time	Matrix	Container No. / Size	Pres.	200.7/200.8 Metals (see comments)	245.1 Mercury	4500-CN-E Cyanide	8081 Pesticides / 8082 PCBs	8141 Organophosphorous Pesticides	8151 Herbicides	8260 VOCs	8260 Acrolein/Acrylonitrile	8270C	8290 2,3,7,8-TCDD	Test Instructions / Comments
1	Outlet	02/11/26	0905	W	31	1,2,4,6	X	X	X	X	X	X	X	X	X	X	Temp: 14.9°C, pH 8.69
2																	
3																	
4																	
5																	
6																	
7																	
8																	
9																	
10																	

Analysis Request

Test Instructions / Comments

200.8 - Ag, As, B, Ba, Be, Cd, Co, Cr, Cu, Ni, Mn, Pb, Sb, Se, Sn, Tl, V, Zn
200.7 - Fe, Ca, K, Mg, Na

Additional email recipients:
matt.breuer@wasteconnections.com
stormwater@wasteconnections.com
tmb@swteng.com
aav@swteng.com

Direct invoices to:
Maribel Bolanos
(661) 257-3665

Login 552880

	Signature	Print Name	Company / Title	Date / Time
[1] Relinquished By:		Colby Hough	CTEH	2/11/2026 1237
[1] Received By:		JX12	EP	2/11/26 1237
[2] Relinquished By:				
[2] Received By:				
[3] Relinquished By:				
[3] Received By:				

ENTHALPY ANALYTICAL

Chain of Custody Record

Lab No:

Page: 2 of 3

Turn Around Time (rush by advanced notice only)

Standard:		5 Day:		3 Day:	
2 Day:		1 Day:	X	Custom TAT:	

Enthalpy Analytical - Orange

931 W. Barkley Avenue, Orange, CA 92868

Phone 714-771-6900

Matrix: A = Air S = Soil/Solid
W = Water DW = Drinking Wate SD = Sediment
PP = Pure Product SEA = Sea Water
SW = Swab T = Tissue WP = Wipe O = Other

Preservatives:
1 = $Na_2S_2O_3$ 2 = HCl 3 = HNO_3
4 = H_2SO_4 5 = NaOH 6 = Other

Sample Receipt Temp:

(lab use only)

CUSTOMER INFORMATION		PROJECT INFORMATION	
Company:	Chiquita Canyon, LLC	Name:	Stormwater Outlet
Report To:	Kate Logan	Number:	
Email:	kate.logan@wasteconnections.com	P.O. #:	
Address:	29201 Henry Mayo Drive	Address:	29201 Henry Mayo Drive
	Castaic, CA 91384		Castaic, CA 91384
Phone:	682-559-3880	Global ID:	
Fax:		Sampled By:	GA, CH

Analysis Request

Test Instructions / Comments

Additional email recipients:
matt.breuer@wasteconnections.com
stormwater@wasteconnections.com
tmb@swteng.com
aav@swteng.com

Direct invoices to:
Maribel Bolanos
(661) 257-3665

	Sample ID	Sampling Date	Sampling Time	Matrix	Container No. / Size	Pres.	SM4500-S2-D Total Sulfide	420.1 Total Phenolics	1664A Oil and Grease	9221B Tota Coliform	9221F E. Coli	300.0 Cl, Br, Fl, NO3, NO2, SO4	2540D TSS	5310B TOC	8270 SIM 1,4-Dioxane	SM2320B Alkalinity	Test Instructions / Comments
1	Outlet	02/11/26	0905	W	31	1,2,4,6	X	X	X	X	X	X	X	X	X	X	Temp: 14.9°C, pH 8.69
2																	
3																	
4																	
5																	
6																	
7																	
8																	
9																	
10																	

	Signature	Print Name	Company / Title	Date / Time
1 Relinquished By:	[signature]	Caleb Hercyk	OPEH	2/11/2026 1237
1 Received By:	[signature]	JKR	EA	2/11/26 1237
2 Relinquished By:				
2 Received By:				
3 Relinquished By:				
3 Received By:				

ENTHALPY ANALYTICAL

Chain of Custody Record

Lab No:

Page: 3 of 3

Turn Around Time (rush by advanced notice only)

Standard:		5 Day:		3 Day:	
2 Day:		1 Day:	X	Custom TAT:	

Enthalpy Analytical - Orange

931 W. Barkley Avenue, Orange, CA 92868

Phone 714-771-6900

Matrix: A = Air S = Soil/Solid W = Water DW = Drinking Wate SD = Sediment PP = Pure Product SEA = Sea Water SW = Swab T = Tissue WP = Wipe O = Other

Preservatives: 1 = $Na_2S_2O_3$ 2 = HCl 3 = HNO_3 4 = H_2SO_4 5 = NaOH 6 = Other

Sample Receipt Temp: (lab use only)

CUSTOMER INFORMATION		PROJECT INFORMATION	
Company:	Chiquita Canyon, LLC	Name:	Stormwater Outlet
Report To:	Kate Logan	Number:	
Email:	kate.logan@wasteconnections.com	P.O. #:	
Address:	29201 Henry Mayo Drive	Address:	29201 Henry Mayo Drive
	Castaic, CA 91384		Castaic, CA 91384
Phone:	682-559-3880	Global ID:	
Fax:		Sampled By:	GA, CH

	Sample ID	Sampling Date	Sampling Time	Matrix	Container No. / Size	Pres.	SM5220D Chemical Oxygen Demand	SM2510B Specific Conductance	RSK-175 Carbon Dioxide	2540E TDS	SM2130B Turbidity	350.1 Ammonia	625.1 - See Comments	625.1 Alpha-Terpineol	SM5210B BOD		Test Instructions / Comments
1	Outlet	02/11/26	0905	W	31	1,2,4,6	X	X	X	X	X	X	X	X	X		Temp: 14.9°C, pH 8.69
2																	
3																	
4																	
5																	
6																	
7																	
8																	
9																	
10																	

Analysis Request

Test Instructions / Comments

625.1 - Benzoic Acid, Pyridine, Phenol, 2-methylphenol, 3,4-methylphenol, Cresol, Naphthalene, alpha-terpineol

Additional email recipients:
matt.breuer@wasteconnections.com
stormwater@wasteconnections.com
tmb@swteng.com
aav@swteng.com

Direct invoices to:
Maribel Bolanos
(661) 257-3665

	Signature	Print Name	Company / Title	Date / Time
1 Relinquished By:		Caleb Herap	CTEH	2/11/2026 1237
1 Received By:		JKR	EA	2/11/26 1237
2 Relinquished By:				
2 Received By:				
3 Relinquished By:				
3 Received By:				

SAMPLE RECEIPT CHECKLIST

Section 1: General Info

Date Received: 02/11/26 WO# 552880 Client: Waste Connections

Section 2: Shipping / Custody **Are custody seals present?** ☐ Yes ☒ No

Custody seals intact on arrival? ■ N/A ☐ Yes ☐ No ☐ On cooler / box ☐ On samples

☐ Courier ■ Walk-In ☐ Field Sampling ☐ Shipping Info: _____

Section 3a: Condition / Packaging ☐ **Outside 0.0 - 6.0°C (0.0 - 10.0°C for microbiology) (PM notified)**

Date Opened 02/11/26 By (initials) JXR Type of ice used: ■ Wet ☐ Blue/Gel ☐ None

■ Samples received on ice directly from the field; cooling process had begun. (if checked, skip temperatures)

☐ Sample matrix doesn't require cooling (e.g. air, bulk PCB). (if checked, skip temperatures)

If no cooler: Observed/Adjusted Temp (°C): _____ / _____ Thermometer/IR Gun: ~~IR10~~ JRS IR6 CF: +0.2

Cooler Temp (°C) #1: 5.7 / 6.1 #2: 4.6 / 5.0 #3: ____/____ #4: ____/____ #5: ____/____ #6: ____/____

Section 3b: Microbiology Samples ■ **No microbiology samples submitted (skip 3b)**

☐ Within temp range 0.0 - 10.0°C or received on ice directly from field.

☐ Adequate headspace for microbiology analysis.

Section 3c: Air Samples ■ **No air samples submitted (skip 3c)**

☐ 1.4L Canisters ☐ 6L Canisters ☐ Tedlar Bags ☐ MCE Cassettes ☐ Sorbent Tubes ☐ Other _____

Section 4: Containers / Labels / Samples	YES	NO	N/A
1) Were custody papers present, filled properly, and legible?	x		
2) Is the sampler's name present on the CoC?	x		
3) Were containers received in good condition (unbroken / unopened / uncompromised)?	x		
4) Were the samples bagged? (required for microbiology samples; recommended for soil samples)	x		
5) Were all of, and only, the correct samples received?	x		
6) Are sample labels present, legible, and in agreement with the CoC?	x		
7) Does the container count match the CoC?	x		
8) Was sufficient sample volume / mass received for the analyses requested?	x		
9) Were samples received in proper containers for the analyses requested?	x		
10) Were samples received with > 1/2 holding time remaining?	x		
11) Are samples properly preserved as indicated by CoC / labels?	x		
12) Unpreserved VOAs received - If necessary, was the hold time changed in LIMS?			x
13) Are VOA vials free from headspace/bubbles > 6mm?	x		

Section 5: Explanations / Comments

(If no comments are made, then no discrepancies noted.)

☐ **No additional discrepancies**

Date Logged 02/11/26 **By (print)** FPD **(sign)** _____

Date Labeled 02/11/26 **By (print)** AGR **(sign)** for AGR

ENTHALPY ANALYTICAL

Analysis Results for 552880

Matt Breuer
Waste Connections
Chiquita Canyon Landfill
29201 Henry Mayo Drive
Castaic, CA 91384

Lab Job #: 552880
Project No: CCLF STORMWATER
Location: Stormwater Outlet
Date Received: 02/11/26

Sample ID: OUTLET **Lab ID: 552880-001** **Collected: 02/11/26 09:05**
Matrix: Water

552880-001 Analyte	Result	Qual	Units	RL	MDL	DF	Batch	Prepared	Analyzed	Chemist
Method: EPA 1664A Prep Method: METHOD										
Total Oil and Grease	ND		mg/L	5.1	0.99	1	395189	02/12/26	02/13/26	JAG
Method: EPA 200.7 Prep Method: EPA 3015A										
Calcium	**80**		mg/L	0.10	0.022	1	395117	02/11/26	02/12/26	SBW
Iron	**1.5**		mg/L	0.050	0.017	1	395415	02/14/26	02/17/26	TWJ
Magnesium	**14**		mg/L	0.10	0.010	1	395117	02/11/26	02/12/26	SBW
Potassium	**21**		mg/L	0.50	0.15	1	395117	02/11/26	02/12/26	SBW
Sodium	**95**		mg/L	0.50	0.017	1	395117	02/11/26	02/12/26	SBW
Method: EPA 200.8 Prep Method: EPA 3015A										
Antimony	**1.2**	J	ug/L	2.0	1.0	1	395119	02/11/26	02/12/26	KAM
Arsenic	**7.6**		ug/L	2.0	0.27	1	395119	02/11/26	02/12/26	KAM
Barium	**56**		ug/L	5.0	0.44	1	395119	02/11/26	02/12/26	KAM
Beryllium	**0.10**	J	ug/L	1.0	0.060	1	395119	02/11/26	02/12/26	KAM
Boron	**300**		ug/L	100	77	10	395119	02/11/26	02/11/26	KAM
Cadmium	ND		ug/L	1.0	0.072	1	395119	02/11/26	02/12/26	KAM
Chromium	**3.4**	J	ug/L	5.0	0.43	1	395119	02/11/26	02/12/26	KAM
Cobalt	**1.7**		ug/L	1.0	0.090	1	395119	02/11/26	02/12/26	KAM
Copper	**9.8**		ug/L	3.0	0.96	1	395119	02/11/26	02/12/26	KAM
Lead	**1.9**	J	ug/L	5.0	0.23	1	395119	02/11/26	02/12/26	KAM
Manganese	**59**		ug/L	10	3.8	1	395119	02/11/26	02/12/26	KAM
Nickel	**5.2**		ug/L	5.0	1.3	1	395119	02/11/26	02/12/26	KAM
Selenium	**4.7**		ug/L	4.0	1.9	1	395119	02/11/26	02/12/26	KAM
Silver	ND		ug/L	5.0	0.37	1	395119	02/11/26	02/12/26	KAM
Thallium	ND		ug/L	1.0	0.25	1	395119	02/11/26	02/12/26	KAM
Tin	ND		ug/L	5.0	1.5	1	395119	02/11/26	02/12/26	KAM
Vanadium	**9.8**		ug/L	5.0	0.36	1	395119	02/11/26	02/12/26	KAM
Zinc	**15**		ug/L	10	7.6	1	395119	02/11/26	02/12/26	KAM
Method: EPA 245.1 Prep Method: EPA 245.1										
Mercury	ND		ug/L	0.40	0.089	1	395167	02/12/26	02/12/26	MLL
Method: EPA 300.0 Prep Method: METHOD										
Fluoride	**0.29**		mg/L	0.20	0.059	1	395128	02/11/26 15:42	02/12/26 11:27	KUM
Chloride	**45**		mg/L	1.0	0.26	1	395128	02/11/26 15:42	02/12/26 11:27	KUM
Nitrogen, Nitrite	**0.04**	J	mg/L	0.10	0.02	1	395128	02/11/26 15:42	02/12/26 11:27	KUM

Results for any subcontracted analyses are not included in this section.

ENTHALPY ANALYTICAL

Analysis Results for 552880

552880-001 Analyte	Result	Qual	Units	RL	MDL	DF	Batch	Prepared	Analyzed	Chemist
Bromide	**0.13**	J	mg/L	0.30	0.061	1	395128	02/11/26 15:42	02/12/26 11:27	KUM
Nitrogen, Nitrate	**0.41**		mg/L	0.10	0.05	1	395128	02/11/26 15:42	02/12/26 11:27	KUM
Sulfate	**190**		mg/L	10	1.8	10	395128	02/11/26 15:42	02/12/26 11:50	KUM
Method: EPA 350.1 Prep Method: METHOD										
Ammonia-N	**0.076**	J	mg/L	0.10	0.068	1	395138	02/11/26	02/12/26	JAK
Method: EPA 420.1 Prep Method: METHOD										
Total Phenolics	ND		mg/L	0.011	0.0060	1.1	395122	02/11/26	02/12/26	LVL
Method: EPA 625.1 Prep Method: EPA 3510C										
Benzoic acid	ND		ug/L	48	10	0.96	395126	02/11/26	02/12/26	TJW
2-Methylphenol	ND		ug/L	9.6	3.1	0.96	395126	02/11/26	02/12/26	TJW
Pyridine	ND		ug/L	9.6	2.7	0.96	395126	02/11/26	02/12/26	TJW
Phenol	ND		ug/L	9.6	2.0	0.96	395126	02/11/26	02/12/26	TJW
Naphthalene	ND		ug/L	9.6	3.4	0.96	395126	02/11/26	02/12/26	TJW
3-,4-Methylphenol	ND		ug/L	9.6	2.9	0.96	395126	02/11/26	02/12/26	TJW
Cresol	ND		ug/L	9.6		0.96	395126	02/11/26	02/12/26	TJW
a-Terpineol	ND		ug/L	9.6	2.0	0.96	395126	02/11/26	02/12/26	TJW
Surrogates				**Limits**						
2-Fluorophenol	53%		%REC	36-95		0.96	395126	02/11/26	02/12/26	TJW
Phenol-d6	37%		%REC	28-82		0.96	395126	02/11/26	02/12/26	TJW
2,4,6-Tribromophenol	98%		%REC	61-140		0.96	395126	02/11/26	02/12/26	TJW
Nitrobenzene-d5	78%		%REC	48-123		0.96	395126	02/11/26	02/12/26	TJW
2-Fluorobiphenyl	74%		%REC	51-105		0.96	395126	02/11/26	02/12/26	TJW
Terphenyl-d14	81%		%REC	65-117		0.96	395126	02/11/26	02/12/26	TJW
Method: EPA 8081A Prep Method: EPA 3510C										
alpha-BHC	ND		ug/L	0.05	0.01	0.96	395031	02/11/26	03/09/26	HQN
beta-BHC	ND		ug/L	0.05	0.01	0.96	395031	02/11/26	03/09/26	HQN
gamma-BHC	ND		ug/L	0.05	0.009	0.96	395031	02/11/26	03/09/26	HQN
delta-BHC	ND		ug/L	0.05	0.01	0.96	395031	02/11/26	03/09/26	HQN
Heptachlor	ND		ug/L	0.05	0.01	0.96	395031	02/11/26	03/09/26	HQN
Aldrin	ND		ug/L	0.05	0.01	0.96	395031	02/11/26	03/09/26	HQN
Heptachlor epoxide	ND		ug/L	0.05	0.009	0.96	395031	02/11/26	03/09/26	HQN
Endosulfan I	ND		ug/L	0.05	0.01	0.96	395031	02/11/26	03/09/26	HQN
Dieldrin	ND		ug/L	0.1	0.01	0.96	395031	02/11/26	03/09/26	HQN
4,4'-DDE	ND		ug/L	0.1	0.04	0.96	395031	02/11/26	03/09/26	HQN
Endrin	ND		ug/L	0.1	0.01	0.96	395031	02/11/26	03/09/26	HQN
Endosulfan II	ND		ug/L	0.1	0.02	0.96	395031	02/11/26	03/09/26	HQN
Endosulfan sulfate	ND		ug/L	0.1	0.01	0.96	395031	02/11/26	03/09/26	HQN
4,4'-DDD	ND		ug/L	0.1	0.03	0.96	395031	02/11/26	03/09/26	HQN
Endrin aldehyde	ND		ug/L	0.1	0.03	0.96	395031	02/11/26	03/09/26	HQN
Endrin ketone	ND		ug/L	0.1	0.03	0.96	395031	02/11/26	03/09/26	HQN
4,4'-DDT	ND		ug/L	0.1	0.08	0.96	395031	02/11/26	03/09/26	HQN
Methoxychlor	ND		ug/L	0.1	0.04	0.96	395031	02/11/26	03/09/26	HQN
Toxaphene	ND		ug/L	1.9	0.4	0.96	395031	02/11/26	03/09/26	HQN
Chlordane (Technical)	ND		ug/L	1.0	0.2	0.96	395031	02/11/26	03/09/26	HQN
Surrogates				**Limits**						

Results for any subcontracted analyses are not included in this section.

ENTHALPY ANALYTICAL

Analysis Results for 552880

552880-001 Analyte	Result	Qual	Units	RL	MDL	DF	Batch	Prepared	Analyzed	Chemist
TCMX	77%		%REC	29-120		0.96	395031	02/11/26	03/09/26	HQN
Decachlorobiphenyl	79%		%REC	33-132		0.96	395031	02/11/26	03/09/26	HQN
Method: EPA 8082 Prep Method: EPA 3510C										
Aroclor-1016	ND		ug/L	0.48	0.29	0.96	395031	02/11/26	03/09/26	HQN
Aroclor-1221	ND		ug/L	0.48	0.45	0.96	395031	02/11/26	03/09/26	HQN
Aroclor-1232	ND		ug/L	0.48	0.26	0.96	395031	02/11/26	03/09/26	HQN
Aroclor-1242	ND		ug/L	0.48	0.28	0.96	395031	02/11/26	03/09/26	HQN
Aroclor-1248	ND		ug/L	0.48	0.23	0.96	395031	02/11/26	03/09/26	HQN
Aroclor-1254	ND		ug/L	0.48	0.26	0.96	395031	02/11/26	03/09/26	HQN
Aroclor-1260	ND		ug/L	0.48	0.31	0.96	395031	02/11/26	03/09/26	HQN
Aroclor-1262	ND		ug/L	0.48	0.28	0.96	395031	02/11/26	03/09/26	HQN
Aroclor-1268	ND		ug/L	0.48	0.25	0.96	395031	02/11/26	03/09/26	HQN
Surrogates				**Limits**						
Decachlorobiphenyl (PCB)	77%		%REC	28-138		0.96	395031	02/11/26	03/09/26	HQN
Method: EPA 8260B Prep Method: EPA 5030B										
Carbon Disulfide	ND		ug/L	5.0	0.3	1	395170	02/12/26	02/12/26	LYZ
Chloroprene	ND		ug/L	200	0.3	1	395170	02/12/26	02/12/26	LYZ
3-Chloropropene	ND		ug/L	5.0	0.2	1	395170	02/12/26	02/12/26	LYZ
Ethyl methacrylate	ND		ug/L	50	2.4	1	395170	02/12/26	02/12/26	LYZ
Ethanol	ND		ug/L	500	130	1	395170	02/12/26	02/12/26	LYZ
2-Hexanone	ND		ug/L	5.0	0.6	1	395170	02/12/26	02/12/26	LYZ
Isopropanol (IPA)	ND		ug/L	200	40	1	395170	02/12/26	02/12/26	LYZ
Methyl acrylonitrile	ND		ug/L	35	1.3	1	395170	02/12/26	02/12/26	LYZ
Vinyl Acetate	ND		ug/L	50	2.4	1	395170	02/12/26	02/12/26	LYZ
Acrolein	ND		ug/L	200	2.0	1	395170	02/12/26	02/12/26	LYZ
Acrylonitrile	ND		ug/L	10	0.3	1	395170	02/12/26	02/12/26	LYZ
Freon 12	ND		ug/L	5.0	0.2	1	395170	02/12/26	02/12/26	LYZ
Chloromethane	ND		ug/L	5.0	0.1	1	395170	02/12/26	02/12/26	LYZ
Vinyl Chloride	ND		ug/L	5.0	0.1	1	395170	02/12/26	02/12/26	LYZ
Bromomethane	ND		ug/L	5.0	0.3	1	395170	02/12/26	02/12/26	LYZ
Chloroethane	ND		ug/L	5.0	0.05	1	395170	02/12/26	02/12/26	LYZ
Trichlorofluoromethane	ND		ug/L	5.0	0.08	1	395170	02/12/26	02/12/26	LYZ
Iodomethane	ND		ug/L	5.0		1	395170	02/12/26	02/12/26	LYZ
Acetone	ND		ug/L	100	8.8	1	395170	02/12/26	02/12/26	LYZ
Freon 113	ND		ug/L	5.0	0.1	1	395170	02/12/26	02/12/26	LYZ
1,1-Dichloroethene	ND		ug/L	5.0	0.1	1	395170	02/12/26	02/12/26	LYZ
Methylene Chloride	ND		ug/L	10	0.2	1	395170	02/12/26	02/12/26	LYZ
MTBE	ND		ug/L	5.0	0.1	1	395170	02/12/26	02/12/26	LYZ
trans-1,2-Dichloroethene	ND		ug/L	5.0	0.1	1	395170	02/12/26	02/12/26	LYZ
1,1-Dichloroethane	ND		ug/L	5.0	0.07	1	395170	02/12/26	02/12/26	LYZ
2-Butanone	ND		ug/L	10	0.9	1	395170	02/12/26	02/12/26	LYZ
cis-1,2-Dichloroethene	**0.2**	J	ug/L	5.0	0.09	1	395170	02/12/26	02/12/26	LYZ
2,2-Dichloropropane	ND		ug/L	5.0	0.09	1	395170	02/12/26	02/12/26	LYZ
Chloroform	ND		ug/L	5.0	0.07	1	395170	02/12/26	02/12/26	LYZ
Bromochloromethane	ND		ug/L	5.0	0.1	1	395170	02/12/26	02/12/26	LYZ
1,1,1-Trichloroethane	ND		ug/L	5.0	0.03	1	395170	02/12/26	02/12/26	LYZ
1,1-Dichloropropene	ND		ug/L	5.0	0.08	1	395170	02/12/26	02/12/26	LYZ
Carbon Tetrachloride	ND		ug/L	5.0	0.07	1	395170	02/12/26	02/12/26	LYZ
1,2-Dichloroethane	ND		ug/L	5.0	0.09	1	395170	02/12/26	02/12/26	LYZ

Results for any subcontracted analyses are not included in this section.

ENTHALPY ANALYTICAL

Analysis Results for 552880

552880-001 Analyte	Result	Qual	Units	RL	MDL	DF	Batch	Prepared	Analyzed	Chemist
Benzene	ND		ug/L	1.0	0.07	1	395170	02/12/26	02/12/26	LYZ
Trichloroethene	ND		ug/L	5.0	0.05	1	395170	02/12/26	02/12/26	LYZ
1,2-Dichloropropane	ND		ug/L	5.0	0.07	1	395170	02/12/26	02/12/26	LYZ
Bromodichloromethane	ND		ug/L	5.0	0.05	1	395170	02/12/26	02/12/26	LYZ
Dibromomethane	ND		ug/L	5.0	0.1	1	395170	02/12/26	02/12/26	LYZ
4-Methyl-2-Pentanone	ND		ug/L	5.0	0.5	1	395170	02/12/26	02/12/26	LYZ
cis-1,3-Dichloropropene	ND		ug/L	5.0	0.08	1	395170	02/12/26	02/12/26	LYZ
Toluene	ND		ug/L	5.0	0.05	1	395170	02/12/26	02/12/26	LYZ
trans-1,3-Dichloropropene	ND		ug/L	5.0	0.03	1	395170	02/12/26	02/12/26	LYZ
1,1,2-Trichloroethane	ND		ug/L	5.0	0.06	1	395170	02/12/26	02/12/26	LYZ
1,3-Dichloropropane	ND		ug/L	5.0	0.1	1	395170	02/12/26	02/12/26	LYZ
Tetrachloroethene	ND		ug/L	5.0	0.09	1	395170	02/12/26	02/12/26	LYZ
Dibromochloromethane	ND		ug/L	5.0	0.07	1	395170	02/12/26	02/12/26	LYZ
1,2-Dibromoethane	ND		ug/L	5.0	0.07	1	395170	02/12/26	02/12/26	LYZ
Chlorobenzene	ND		ug/L	5.0	0.05	1	395170	02/12/26	02/12/26	LYZ
1,1,1,2-Tetrachloroethane	ND		ug/L	5.0	0.06	1	395170	02/12/26	02/12/26	LYZ
Ethylbenzene	ND		ug/L	5.0	0.04	1	395170	02/12/26	02/12/26	LYZ
m,p-Xylenes	ND		ug/L	5.0	0.1	1	395170	02/12/26	02/12/26	LYZ
o-Xylene	ND		ug/L	5.0	0.06	1	395170	02/12/26	02/12/26	LYZ
Styrene	ND		ug/L	5.0	0.06	1	395170	02/12/26	02/12/26	LYZ
Bromoform	ND		ug/L	5.0	0.08	1	395170	02/12/26	02/12/26	LYZ
Isopropylbenzene	ND		ug/L	5.0	0.06	1	395170	02/12/26	02/12/26	LYZ
1,1,2,2-Tetrachloroethane	ND		ug/L	5.0	0.06	1	395170	02/12/26	02/12/26	LYZ
1,2,3-Trichloropropane	ND		ug/L	5.0	0.09	1	395170	02/12/26	02/12/26	LYZ
Propylbenzene	ND		ug/L	5.0	0.05	1	395170	02/12/26	02/12/26	LYZ
Bromobenzene	ND		ug/L	5.0	0.06	1	395170	02/12/26	02/12/26	LYZ
1,3,5-Trimethylbenzene	ND		ug/L	5.0	0.08	1	395170	02/12/26	02/12/26	LYZ
2-Chlorotoluene	ND		ug/L	5.0	0.07	1	395170	02/12/26	02/12/26	LYZ
4-Chlorotoluene	ND		ug/L	5.0	0.08	1	395170	02/12/26	02/12/26	LYZ
tert-Butylbenzene	ND		ug/L	5.0	0.07	1	395170	02/12/26	02/12/26	LYZ
1,2,4-Trimethylbenzene	ND		ug/L	5.0	0.07	1	395170	02/12/26	02/12/26	LYZ
sec-Butylbenzene	ND		ug/L	5.0	0.06	1	395170	02/12/26	02/12/26	LYZ
para-Isopropyl Toluene	ND		ug/L	5.0	0.05	1	395170	02/12/26	02/12/26	LYZ
1,3-Dichlorobenzene	ND		ug/L	5.0	0.06	1	395170	02/12/26	02/12/26	LYZ
1,4-Dichlorobenzene	ND		ug/L	5.0	0.07	1	395170	02/12/26	02/12/26	LYZ
n-Butylbenzene	ND		ug/L	5.0	0.08	1	395170	02/12/26	02/12/26	LYZ
1,2-Dichlorobenzene	ND		ug/L	5.0	0.04	1	395170	02/12/26	02/12/26	LYZ
1,2-Dibromo-3-Chloropropane	ND		ug/L	5.0	0.3	1	395170	02/12/26	02/12/26	LYZ
1,2,4-Trichlorobenzene	ND		ug/L	5.0	0.1	1	395170	02/12/26	02/12/26	LYZ
Hexachlorobutadiene	ND		ug/L	5.0	0.06	1	395170	02/12/26	02/12/26	LYZ
1,2,3-Trichlorobenzene	ND		ug/L	5.0	0.09	1	395170	02/12/26	02/12/26	LYZ
cis-1,4-Dichloro-2-butene	ND		ug/L	5.0	0.3	1	395170	02/12/26	02/12/26	LYZ
trans-1,4-Dichloro-2-butene	ND		ug/L	5.0	0.2	1	395170	02/12/26	02/12/26	LYZ
Xylene (total)	ND		ug/L	5.0		1	395170	02/12/26	02/12/26	LYZ
Surrogates				**Limits**						
Dibromofluoromethane	99%		%REC	70-130		1	395170	02/12/26	02/12/26	LYZ
1,2-Dichloroethane-d4	104%		%REC	70-130		1	395170	02/12/26	02/12/26	LYZ
Toluene-d8	93%		%REC	70-130		1	395170	02/12/26	02/12/26	LYZ
Bromofluorobenzene	99%		%REC	70-130		1	395170	02/12/26	02/12/26	LYZ
Method: EPA 8270C-SIM Prep Method: EPA 3535										
1,4-Dioxane	**1.8**		ug/L	1.0	0.84	1	395110	02/11/26	02/11/26	ZFA

Results for any subcontracted analyses are not included in this section.

ENTHALPY ANALYTICAL

Analysis Results for 552880

552880-001 Analyte	Result	Qual	Units	RL	MDL	DF	Batch	Prepared	Analyzed	Chemist
Surrogates				**Limits**						
1,4-Dioxane-d8 (SUR)	101%		%REC	80-120		1	395110	02/11/26	02/11/26	ZFA
Method: EPA 8270E Prep Method: EPA 3510C										
Carbazole	ND		ug/L	9.6	2.7	0.96	395126	02/11/26	02/12/26	TJW
N-Nitrosodimethylamine	ND		ug/L	9.6	2.8	0.96	395126	02/11/26	02/12/26	TJW
Aniline	ND		ug/L	9.6	2.7	0.96	395126	02/11/26	02/12/26	TJW
bis(2-Chloroethyl)ether	ND		ug/L	24	3.6	0.96	395126	02/11/26	02/12/26	TJW
2-Chlorophenol	ND		ug/L	9.6	3.5	0.96	395126	02/11/26	02/12/26	TJW
1,3-Dichlorobenzene	ND		ug/L	9.6	3.1	0.96	395126	02/11/26	02/12/26	TJW
1,4-Dichlorobenzene	ND		ug/L	9.6	3.2	0.96	395126	02/11/26	02/12/26	TJW
Benzyl alcohol	ND		ug/L	24	5.5	0.96	395126	02/11/26	02/12/26	TJW
1,2-Dichlorobenzene	ND		ug/L	9.6	3.2	0.96	395126	02/11/26	02/12/26	TJW
bis(2-Chloroisopropyl) ether	ND		ug/L	9.6	3.7	0.96	395126	02/11/26	02/12/26	TJW
N-Nitroso-di-n-propylamine	ND		ug/L	9.6	3.7	0.96	395126	02/11/26	02/12/26	TJW
Hexachloroethane	ND		ug/L	9.6	2.9	0.96	395126	02/11/26	02/12/26	TJW
Nitrobenzene	ND		ug/L	24	8.1	0.96	395126	02/11/26	02/12/26	TJW
Isophorone	ND		ug/L	9.6	3.5	0.96	395126	02/11/26	02/12/26	TJW
2-Nitrophenol	ND		ug/L	9.6	5.2	0.96	395126	02/11/26	02/12/26	TJW
2,4-Dimethylphenol	ND		ug/L	9.6	3.1	0.96	395126	02/11/26	02/12/26	TJW
bis(2-Chloroethoxy)methane	ND		ug/L	9.6	3.5	0.96	395126	02/11/26	02/12/26	TJW
2,4-Dichlorophenol	ND		ug/L	9.6	3.6	0.96	395126	02/11/26	02/12/26	TJW
1,2,4-Trichlorobenzene	ND		ug/L	9.6	3.3	0.96	395126	02/11/26	02/12/26	TJW
4-Chloroaniline	ND		ug/L	9.6	3.0	0.96	395126	02/11/26	02/12/26	TJW
Hexachlorobutadiene	ND		ug/L	9.6	2.1	0.96	395126	02/11/26	02/12/26	TJW
4-Chloro-3-methylphenol	ND		ug/L	9.6	3.4	0.96	395126	02/11/26	02/12/26	TJW
2-Methylnaphthalene	ND		ug/L	9.6	3.2	0.96	395126	02/11/26	02/12/26	TJW
Hexachlorocyclopentadiene	ND		ug/L	24	7.5	0.96	395126	02/11/26	02/12/26	TJW
2,4,6-Trichlorophenol	ND		ug/L	9.6	3.9	0.96	395126	02/11/26	02/12/26	TJW
2,4,5-Trichlorophenol	ND		ug/L	9.6	3.6	0.96	395126	02/11/26	02/12/26	TJW
2-Chloronaphthalene	ND		ug/L	9.6	3.3	0.96	395126	02/11/26	02/12/26	TJW
2-Nitroaniline	ND		ug/L	48	4.2	0.96	395126	02/11/26	02/12/26	TJW
Dimethylphthalate	ND		ug/L	9.6	3.3	0.96	395126	02/11/26	02/12/26	TJW
Acenaphthylene	ND		ug/L	9.6	3.7	0.96	395126	02/11/26	02/12/26	TJW
2,6-Dinitrotoluene	ND		ug/L	9.6	4.3	0.96	395126	02/11/26	02/12/26	TJW
3-Nitroaniline	ND		ug/L	9.6	3.8	0.96	395126	02/11/26	02/12/26	TJW
Acenaphthene	ND		ug/L	9.6	3.1	0.96	395126	02/11/26	02/12/26	TJW
2,4-Dinitrophenol	ND		ug/L	48	14	0.96	395126	02/11/26	02/12/26	TJW
4-Nitrophenol	ND		ug/L	48	8.2	0.96	395126	02/11/26	02/12/26	TJW
Dibenzofuran	ND		ug/L	9.6	3.1	0.96	395126	02/11/26	02/12/26	TJW
2,4-Dinitrotoluene	ND		ug/L	9.6	4.1	0.96	395126	02/11/26	02/12/26	TJW
Diethylphthalate	ND		ug/L	9.6	2.8	0.96	395126	02/11/26	02/12/26	TJW
Fluorene	ND		ug/L	9.6	3.0	0.96	395126	02/11/26	02/12/26	TJW
4-Chlorophenyl-phenylether	ND		ug/L	9.6	2.9	0.96	395126	02/11/26	02/12/26	TJW
4-Nitroaniline	ND		ug/L	9.6	3.2	0.96	395126	02/11/26	02/12/26	TJW
4,6-Dinitro-2-methylphenol	ND		ug/L	48	16	0.96	395126	02/11/26	02/12/26	TJW
N-Nitrosodiphenylamine	ND		ug/L	9.6	3.8	0.96	395126	02/11/26	02/12/26	TJW
1,2-diphenylhydrazine (as azobenzene)	ND		ug/L	9.6	2.8	0.96	395126	02/11/26	02/12/26	TJW
4-Bromophenyl-phenylether	ND		ug/L	9.6	3.2	0.96	395126	02/11/26	02/12/26	TJW
Hexachlorobenzene	ND		ug/L	9.6	2.9	0.96	395126	02/11/26	02/12/26	TJW

Results for any subcontracted analyses are not included in this section.

ENTHALPY ANALYTICAL

Analysis Results for 552880

552880-001 Analyte	Result	Qual	Units	RL	MDL	DF	Batch	Prepared	Analyzed	Chemist
Pentachlorophenol	ND		ug/L	24	5.5	0.96	395126	02/11/26	02/12/26	TJW
Phenanthrene	ND		ug/L	9.6	2.8	0.96	395126	02/11/26	02/12/26	TJW
Anthracene	ND		ug/L	9.6	2.7	0.96	395126	02/11/26	02/12/26	TJW
Di-n-butylphthalate	ND		ug/L	9.6	2.9	0.96	395126	02/11/26	02/12/26	TJW
Fluoranthene	ND		ug/L	9.6	2.7	0.96	395126	02/11/26	02/12/26	TJW
Benzidine	ND		ug/L	48	18	0.96	395126	02/11/26	02/12/26	TJW
Pyrene	ND		ug/L	9.6	2.6	0.96	395126	02/11/26	02/12/26	TJW
Butylbenzylphthalate	ND		ug/L	9.6	3.5	0.96	395126	02/11/26	02/12/26	TJW
3,3'-Dichlorobenzidine	ND		ug/L	24	5.0	0.96	395126	02/11/26	02/12/26	TJW
Benzo(a)anthracene	ND		ug/L	9.6	2.3	0.96	395126	02/11/26	02/12/26	TJW
Chrysene	ND		ug/L	9.6	2.4	0.96	395126	02/11/26	02/12/26	TJW
bis(2-Ethylhexyl)phthalate	ND		ug/L	9.6	3.2	0.96	395126	02/11/26	02/12/26	TJW
Di-n-octylphthalate	ND		ug/L	9.6	4.5	0.96	395126	02/11/26	02/12/26	TJW
Benzo(b)fluoranthene	ND		ug/L	9.6	2.9	0.96	395126	02/11/26	02/12/26	TJW
Benzo(k)fluoranthene	ND		ug/L	9.6	3.0	0.96	395126	02/11/26	02/12/26	TJW
Benzo(a)pyrene	ND		ug/L	9.6	3.0	0.96	395126	02/11/26	02/12/26	TJW
Indeno(1,2,3-cd)pyrene	ND		ug/L	9.6	4.1	0.96	395126	02/11/26	02/12/26	TJW
Dibenz(a,h)anthracene	ND		ug/L	9.6	4.0	0.96	395126	02/11/26	02/12/26	TJW
Benzo(g,h,i)perylene	ND		ug/L	9.6	4.0	0.96	395126	02/11/26	02/12/26	TJW
Surrogates				**Limits**						
2-Fluorophenol	53%		%REC	15-120		0.96	395126	02/11/26	02/12/26	TJW
Phenol-d6	37%		%REC	15-120		0.96	395126	02/11/26	02/12/26	TJW
2,4,6-Tribromophenol	98%		%REC	15-140		0.96	395126	02/11/26	02/12/26	TJW
Nitrobenzene-d5	78%		%REC	15-123		0.96	395126	02/11/26	02/12/26	TJW
2-Fluorobiphenyl	74%		%REC	15-120		0.96	395126	02/11/26	02/12/26	TJW
Terphenyl-d14	81%		%REC	15-120		0.96	395126	02/11/26	02/12/26	TJW
Method: SM 4500-CN-E Prep Method: METHOD										
Cyanide	**0.0021**	J	mg/L	0.0050	0.0017	0.5	395115	02/11/26	02/12/26	JAK
Method: SM 4500-P-B5-E										
Phosphorus	**0.45**		mg/L	0.020	0.014	1	395136	02/11/26	02/12/26	JAK
Method: SM 4500-S2-D Prep Method: METHOD										
Sulfide	ND		mg/L	0.10		1	395150	02/11/26	02/11/26	TXC
Method: SM 5310B Prep Method: SM 5310B										
Total Organic Carbon	**40**		mg/L	1.0	0.49	1	395103	02/11/26	02/12/26	BDR
Method: SM 9221B Prep Method: METHOD										
Coliform, Total	**1,600**		MPN/100ml	1.8		1	395233	02/11/26 14:28	02/14/26 14:11	LXT
Method: SM 9221F										
Coliform, E. Coli	**130**		MPN/100ml	1.8		1	395233	02/11/26 14:28	02/14/26 14:11	LXT
Method: SM2130B										
Turbidity	**76**		NTU	0.20	0.12	1	395118	02/11/26 15:08	02/11/26 15:08	CDR
Method: SM2320B Prep Method: METHOD										
Bicarbonate	**160**		mg/L	6.0		2.5	395102	02/11/26	02/11/26	WWC
Alkalinity, Total as CaCO3	**180**		mg/L	5.0		2.5	395102	02/11/26	02/11/26	WWC

Results for any subcontracted analyses are not included in this section.

ENTHALPY ANALYTICAL

Analysis Results for 552880

552880-001 Analyte	Result	Qual	Units	RL	MDL	DF	Batch	Prepared	Analyzed	Chemist
Method: SM2510B Prep Method: METHOD										
Specific Conductance	**850**		umhos/cm	1.0		1	395132	02/11/26	02/11/26	CDR
Method: SM2540C Prep Method: METHOD										
Total Dissolved Solids	**600**		mg/L	20		2	395131	02/11/26	02/12/26	CDR
Method: SM2540D Prep Method: METHOD										
Total Suspended Solids	**70**		mg/L	0.5		1	395120	02/11/26	02/12/26	CKN
Method: SM5210B Prep Method: METHOD										
Biochemical Oxygen Demand	**11**		mg/L	3.0		1	395084	02/11/26 15:44	02/16/26 16:36	AAB
Method: SM5220D Prep Method: SM 5220D										
Chemical Oxygen Demand	**100**		mg/L	4.0	2.0	1	395195	02/12/26	02/12/26	ARM

J Estimated value
ND Not Detected

Results for any subcontracted analyses are not included in this section.

ENTHALPY ANALYTICAL

Batch QC

Type: Blank	**Lab ID:** QC1340131	**Batch:** 395189
Matrix: Water	**Method:** EPA 1664A	**Prep Method:** METHOD

QC1340131 Analyte	Result	Qual	Units	RL	MDL	Prepared	Analyzed
Total Oil and Grease	ND		mg/L	5.0	0.97	02/12/26	02/13/26

Type: Lab Control Sample	**Lab ID:** QC1340132	**Batch:** 395189
Matrix: Water	**Method:** EPA 1664A	**Prep Method:** METHOD

QC1340132 Analyte	Result	Spiked	Units	Recovery	Qual	Limits
Total Oil and Grease	37.70	40.00	mg/L	94%		78-114

Type: Lab Control Sample Duplicate	**Lab ID:** QC1340133	**Batch:** 395189
Matrix: Water	**Method:** EPA 1664A	**Prep Method:** METHOD

QC1340133 Analyte	Result	Spiked	Units	Recovery	Qual	Limits	RPD	RPD Lim
Total Oil and Grease	37.10	40.00	mg/L	93%		78-114	2	18

Type: Blank	**Lab ID:** QC1339709	**Batch:** 395117
Matrix: Water	**Method:** EPA 200.7	**Prep Method:** EPA 3015A

QC1339709 Analyte	Result	Qual	Units	RL	MDL	Prepared	Analyzed
Calcium	ND		mg/L	0.10	0.0095	02/11/26	02/12/26
Magnesium	ND		mg/L	0.10	0.017	02/11/26	02/12/26
Potassium	ND		mg/L	0.50	0.20	02/11/26	02/12/26
Sodium	ND		mg/L	0.50	0.017	02/11/26	02/12/26

Type: Lab Control Sample	**Lab ID:** QC1339710	**Batch:** 395117
Matrix: Water	**Method:** EPA 200.7	**Prep Method:** EPA 3015A

QC1339710 Analyte	Result	Spiked	Units	Recovery	Qual	Limits
Calcium	21.00	20.40	mg/L	103%		85-115
Magnesium	20.65	20.40	mg/L	101%		85-115
Potassium	25.57	24.00	mg/L	107%		85-115
Sodium	21.03	20.40	mg/L	103%		85-115

Type: Matrix Spike	**Lab ID:** QC1339713	**Batch:** 395117
Matrix (Source ID): Water (552771-002)	**Method:** EPA 200.7	**Prep Method:** EPA 3015A

QC1339713 Analyte	Result	Source Sample Result	Spiked	Units	Recovery	Qual	Limits	DF
Calcium	61.59	41.76	20.40	mg/L	97%		75-125	1
Magnesium	36.83	16.80	20.40	mg/L	98%		75-125	1
Potassium	35.43	9.746	24.00	mg/L	107%		75-125	1
Sodium	413.1	397.9	20.40	mg/L	75%	E,NM	75-125	1

ENTHALPY ANALYTICAL

Batch QC

Type:	Matrix Spike Duplicate	Lab ID:	QC1339714	Batch:	395117
Matrix (Source ID):	Water (552771-002)	Method:	EPA 200.7	Prep Method:	EPA 3015A

QC1339714 Analyte	Result	Source Sample Result	Spiked	Units	Recovery	Qual	Limits	RPD	RPD Lim	DF
Calcium	61.70	41.76	20.40	mg/L	98%		75-125	0	20	1
Magnesium	36.90	16.80	20.40	mg/L	99%		75-125	0	20	1
Potassium	35.54	9.746	24.00	mg/L	107%		75-125	0	20	1
Sodium	412.6	397.9	20.40	mg/L	72%	E,NM	75-125		20	1

Type:	Matrix Spike	Lab ID:	QC1339715	Batch:	395117
Matrix (Source ID):	Water (552804-001)	Method:	EPA 200.7	Prep Method:	EPA 3015A

QC1339715 Analyte	Result	Source Sample Result	Spiked	Units	Recovery	Qual	Limits	DF
Calcium	123.7	103.7	20.40	mg/L	98%	NM	75-125	1
Magnesium	40.45	19.60	20.40	mg/L	102%		75-125	1
Potassium	31.75	5.281	24.00	mg/L	110%		75-125	1
Sodium	139.1	119.5	20.40	mg/L	96%	NM	75-125	1

Type:	Matrix Spike Duplicate	Lab ID:	QC1339716	Batch:	395117
Matrix (Source ID):	Water (552804-001)	Method:	EPA 200.7	Prep Method:	EPA 3015A

QC1339716 Analyte	Result	Source Sample Result	Spiked	Units	Recovery	Qual	Limits	RPD	RPD Lim	DF
Calcium	123.0	103.7	20.40	mg/L	94%	NM	75-125	1	20	1
Magnesium	39.09	19.60	20.40	mg/L	96%		75-125	3	20	1
Potassium	29.83	5.281	24.00	mg/L	102%		75-125	6	20	1
Sodium	138.5	119.5	20.40	mg/L	93%	NM	75-125	0	20	1

Type:	Serial Dilution	Lab ID:	QC1339839	Batch:	395117
Matrix (Source ID):	Water (552771-002)	Method:	EPA 200.7	Prep Method:	EPA 3015A

QC1339839 Analyte	Result	Source Sample Result	Units	Qual	RPD	RPD Lim	DF
Calcium	41.01	41.76	mg/L				5
Magnesium	16.70	16.80	mg/L				5
Potassium	9.094	9.746	mg/L				5
Sodium	406.8	397.9	mg/L				5

Type:	Blank	Lab ID:	QC1340783	Batch:	395415
Matrix:	Water	Method:	EPA 200.7	Prep Method:	EPA 3015A

QC1340783 Analyte	Result	Qual	Units	RL	MDL	Prepared	Analyzed
Iron	ND		mg/L	0.050	0.017	02/14/26	02/17/26

ENTHALPY ANALYTICAL

Batch QC

Type:	Lab Control Sample	Lab ID:	QC1340784	Batch:	395415
Matrix:	Water	Method:	EPA 200.7	Prep Method:	EPA 3015A

QC1340784 Analyte	Result	Spiked	Units	Recovery	Qual	Limits
Iron	0.3830	0.4000	mg/L	96%		85-115

Type:	Matrix Spike	Lab ID:	QC1340786	Batch:	395415
Matrix (Source ID):	Water (553136-002)	Method:	EPA 200.7	Prep Method:	EPA 3015A

QC1340786 Analyte	Result	Source Sample Result	Spiked	Units	Recovery	Qual	Limits	DF
Iron	2.684	2.288	0.4000	mg/L	99%	NM	75-125	1

Type:	Matrix Spike Duplicate	Lab ID:	QC1340787	Batch:	395415
Matrix (Source ID):	Water (553136-002)	Method:	EPA 200.7	Prep Method:	EPA 3015A

QC1340787 Analyte	Result	Source Sample Result	Spiked	Units	Recovery	Qual	Limits	RPD	RPD Lim	DF
Iron	2.689	2.288	0.4000	mg/L	100%	NM	75-125	0	20	1

Type:	Serial Dilution	Lab ID:	QC1340788	Batch:	395415
Matrix (Source ID):	Water (553136-002)	Method:	EPA 200.7	Prep Method:	EPA 3015A

QC1340788 Analyte	Result	Source Sample Result	Units	Qual	RPD	RPD Lim	DF
Iron	2.284	2.288	mg/L				5

ENTHALPY ANALYTICAL

Batch QC

Type:	**Blank**	**Lab ID:**	**QC1339711**	**Batch:**	**395119**
Matrix:	**Water**	**Method:**	**EPA 200.8**	**Prep Method:**	**EPA 3015A**

QC1339711 Analyte	Result	Qual	Units	RL	MDL	Prepared	Analyzed
Antimony	ND		ug/L	2.0	1.0	02/11/26	02/11/26
Arsenic	ND		ug/L	2.0	0.27	02/11/26	02/11/26
Barium	ND		ug/L	5.0	0.44	02/11/26	02/11/26
Beryllium	ND		ug/L	1.0	0.083	02/11/26	02/11/26
Boron	ND		ug/L	10	7.7	02/11/26	02/11/26
Cadmium	ND		ug/L	1.0	0.26	02/11/26	02/11/26
Chromium	ND		ug/L	5.0	0.40	02/11/26	02/11/26
Cobalt	ND		ug/L	1.0	0.13	02/11/26	02/11/26
Copper	ND		ug/L	5.0	1.4	02/11/26	02/11/26
Lead	ND		ug/L	5.0	0.23	02/11/26	02/11/26
Manganese	ND		ug/L	10	4.5	02/11/26	02/11/26
Nickel	ND		ug/L	5.0	0.89	02/11/26	02/11/26
Selenium	ND		ug/L	4.0	1.8	02/11/26	02/11/26
Silver	ND		ug/L	5.0	0.36	02/11/26	02/11/26
Thallium	ND		ug/L	1.0	0.25	02/11/26	02/11/26
Tin	ND		ug/L	5.0	1.5	02/11/26	02/11/26
Vanadium	ND		ug/L	5.0	0.36	02/11/26	02/11/26
Zinc	ND		ug/L	10	7.4	02/11/26	02/11/26

Type:	**Lab Control Sample**	**Lab ID:**	**QC1339712**	**Batch:**	**395119**
Matrix:	**Water**	**Method:**	**EPA 200.8**	**Prep Method:**	**EPA 3015A**

QC1339712 Analyte	Result	Spiked	Units	Recovery	Qual	Limits
Antimony	101.6	100.0	ug/L	102%		85-115
Arsenic	93.38	100.0	ug/L	93%		85-115
Barium	93.91	100.0	ug/L	94%		85-115
Beryllium	92.58	100.0	ug/L	93%		85-115
Boron	89.48	100.0	ug/L	89%		85-115
Cadmium	95.36	100.0	ug/L	95%		85-115
Chromium	96.68	100.0	ug/L	97%		85-115
Cobalt	99.27	100.0	ug/L	99%		85-115
Copper	98.22	100.0	ug/L	98%		85-115
Lead	89.92	100.0	ug/L	90%		85-115
Manganese	97.23	100.0	ug/L	97%		85-115
Nickel	98.92	100.0	ug/L	99%		85-115
Selenium	88.81	100.0	ug/L	89%		85-115
Silver	46.46	50.00	ug/L	93%		85-115
Thallium	104.3	100.0	ug/L	104%		85-115
Tin	98.35	100.0	ug/L	98%		85-115
Vanadium	97.15	100.0	ug/L	97%		85-115
Zinc	94.58	100.0	ug/L	95%		85-115

ENTHALPY ANALYTICAL

Batch QC

Type:	Matrix Spike	Lab ID:	QC1339717	Batch:	395119
Matrix (Source ID):	Water (552666-001)	Method:	EPA 200.8	Prep Method:	EPA 3015A

QC1339717 Analyte	Result	Source Sample Result	Spiked	Units	Recovery	Qual	Limits	DF
Antimony	108.7	ND	100.0	ug/L	109%		70-130	10
Arsenic	96.54	0.4520	100.0	ug/L	96%		70-130	10
Barium	382.8	287.2	100.0	ug/L	96%		70-130	10
Beryllium	99.09	ND	100.0	ug/L	99%		70-130	10
Boron	175.1	95.60	100.0	ug/L	79%		70-130	10
Cadmium	95.03	ND	100.0	ug/L	95%		70-130	10
Chromium	102.8	7.850	100.0	ug/L	95%		70-130	10
Cobalt	97.14	0.1120	100.0	ug/L	97%		70-130	10
Copper	96.77	2.988	100.0	ug/L	94%		70-130	10
Lead	98.78	ND	100.0	ug/L	99%		70-130	10
Manganese	142.3	49.83	100.0	ug/L	92%		70-130	10
Nickel	97.72	2.284	100.0	ug/L	95%		70-130	10
Selenium	97.05	ND	100.0	ug/L	97%		70-130	10
Silver	46.34	ND	50.00	ug/L	93%		70-130	10
Thallium	99.88	ND	100.0	ug/L	100%		70-130	10
Tin	93.81	ND	100.0	ug/L	94%		70-130	10
Vanadium	104.9	9.400	100.0	ug/L	96%		70-130	10
Zinc	101.6	16.51	100.0	ug/L	85%		70-130	10

Type:	Matrix Spike Duplicate	Lab ID:	QC1339718	Batch:	395119
Matrix (Source ID):	Water (552666-001)	Method:	EPA 200.8	Prep Method:	EPA 3015A

QC1339718 Analyte	Result	Source Sample Result	Spiked	Units	Recovery	Qual	Limits	RPD	RPD Lim	DF
Antimony	110.6	ND	100.0	ug/L	111%		70-130	2	20	10
Arsenic	101.8	0.4520	100.0	ug/L	101%		70-130	5	20	10
Barium	374.0	287.2	100.0	ug/L	87%		70-130	2	20	10
Beryllium	98.32	ND	100.0	ug/L	98%		70-130	1	20	10
Boron	183.0	95.60	100.0	ug/L	87%		70-130	4	20	10
Cadmium	97.85	ND	100.0	ug/L	98%		70-130	3	20	10
Chromium	103.1	7.850	100.0	ug/L	95%		70-130	0	20	10
Cobalt	100.4	0.1120	100.0	ug/L	100%		70-130	3	20	10
Copper	99.26	2.988	100.0	ug/L	96%		70-130	3	20	10
Lead	100.8	ND	100.0	ug/L	101%		70-130	2	20	10
Manganese	145.2	49.83	100.0	ug/L	95%		70-130	2	20	10
Nickel	103.1	2.284	100.0	ug/L	101%		70-130	5	20	10
Selenium	95.15	ND	100.0	ug/L	95%		70-130	2	20	10
Silver	49.89	ND	50.00	ug/L	100%		70-130	7	20	10
Thallium	99.74	ND	100.0	ug/L	100%		70-130	0	20	10
Tin	102.0	ND	100.0	ug/L	102%		70-130	8	20	10
Vanadium	109.1	9.400	100.0	ug/L	100%		70-130	4	20	10
Zinc	105.0	16.51	100.0	ug/L	89%		70-130	3	20	10

ENTHALPY ANALYTICAL

Batch QC

Type:	Matrix Spike	Lab ID:	QC1339720	Batch:	395119
Matrix (Source ID):	Water (552861-002)	Method:	EPA 200.8	Prep Method:	EPA 3015A

QC1339720 Analyte	Result	Source Sample Result	Spiked	Units	Recovery	Qual	Limits	DF
Antimony	109.5	ND	100.0	ug/L	110%		70-130	10
Arsenic	103.2	2.800	100.0	ug/L	100%		70-130	10
Barium	177.7	86.42	100.0	ug/L	91%		70-130	10
Beryllium	97.99	ND	100.0	ug/L	98%		70-130	10
Boron	120.7	ND	100.0	ug/L	121%		70-130	10
Cadmium	99.14	ND	100.0	ug/L	99%		70-130	10
Chromium	97.43	ND	100.0	ug/L	97%		70-130	10
Cobalt	96.85	ND	100.0	ug/L	97%		70-130	10
Copper	109.2	7.073	100.0	ug/L	102%		70-130	10
Lead	98.66	ND	100.0	ug/L	99%		70-130	10
Manganese	96.20	ND	100.0	ug/L	96%		70-130	10
Nickel	99.44	ND	100.0	ug/L	99%		70-130	10
Selenium	98.05	ND	100.0	ug/L	98%		70-130	10
Silver	48.70	ND	50.00	ug/L	97%		70-130	10
Thallium	100.1	ND	100.0	ug/L	100%		70-130	10
Tin	98.47	ND	100.0	ug/L	98%		70-130	10
Vanadium	103.2	5.220	100.0	ug/L	98%		70-130	10
Zinc	97.84	89.19	100.0	ug/L	9%	*	70-130	10

Type:	Matrix Spike Duplicate	Lab ID:	QC1339721	Batch:	395119
Matrix (Source ID):	Water (552861-002)	Method:	EPA 200.8	Prep Method:	EPA 3015A

QC1339721 Analyte	Result	Source Sample Result	Spiked	Units	Recovery	Qual	Limits	RPD	RPD Lim	DF
Antimony	106.7	ND	100.0	ug/L	107%		70-130	3	20	10
Arsenic	106.4	2.800	100.0	ug/L	104%		70-130	3	20	10
Barium	178.3	86.42	100.0	ug/L	92%		70-130	0	20	10
Beryllium	94.80	ND	100.0	ug/L	95%		70-130	3	20	10
Boron	116.4	ND	100.0	ug/L	116%		70-130	4	20	10
Cadmium	98.93	ND	100.0	ug/L	99%		70-130	0	20	10
Chromium	97.25	ND	100.0	ug/L	97%		70-130	0	20	10
Cobalt	100.9	ND	100.0	ug/L	101%		70-130	4	20	10
Copper	108.2	7.073	100.0	ug/L	101%		70-130	1	20	10
Lead	101.8	ND	100.0	ug/L	102%		70-130	3	20	10
Manganese	99.23	ND	100.0	ug/L	99%		70-130	3	20	10
Nickel	100.1	ND	100.0	ug/L	100%		70-130	1	20	10
Selenium	104.0	ND	100.0	ug/L	104%		70-130	6	20	10
Silver	49.31	ND	50.00	ug/L	99%		70-130	1	20	10
Thallium	102.9	ND	100.0	ug/L	103%		70-130	3	20	10
Tin	102.3	ND	100.0	ug/L	102%		70-130	4	20	10
Vanadium	102.8	5.220	100.0	ug/L	98%		70-130	0	20	10
Zinc	100.3	89.19	100.0	ug/L	11%	*	70-130	2	20	10

ENTHALPY ANALYTICAL

Batch QC

Type:	**Blank**	**Lab ID:**	**QC1339917**	**Batch:**	**395167**
Matrix:	**Water**	**Method:**	**EPA 245.1**	**Prep Method:**	**EPA 245.1**

QC1339917 Analyte	Result	Qual	Units	RL	MDL	Prepared	Analyzed
Mercury	ND		ug/L	0.40	0.089	02/12/26	02/12/26

Type:	**Lab Control Sample**	**Lab ID:**	**QC1339918**	**Batch:**	**395167**
Matrix:	**Water**	**Method:**	**EPA 245.1**	**Prep Method:**	**EPA 245.1**

QC1339918 Analyte	Result	Spiked	Units	Recovery	Qual	Limits
Mercury	4.897	5.000	ug/L	98%		85-115

Type:	**Matrix Spike**	**Lab ID:**	**QC1339919**	**Batch:**	**395167**
Matrix (Source ID):	**Water (552712-001)**	**Method:**	**EPA 245.1**	**Prep Method:**	**EPA 245.1**

QC1339919 Analyte	Result	Source Sample Result	Spiked	Units	Recovery	Qual	Limits	DF
Mercury	4.267	ND	5.000	ug/L	85%		75-125	1

Type:	**Matrix Spike Duplicate**	**Lab ID:**	**QC1339920**	**Batch:**	**395167**
Matrix (Source ID):	**Water (552712-001)**	**Method:**	**EPA 245.1**	**Prep Method:**	**EPA 245.1**

QC1339920 Analyte	Result	Source Sample Result	Spiked	Units	Recovery	Qual	Limits	RPD	RPD Lim	DF
Mercury	4.249	ND	5.000	ug/L	85%		75-125	0	20	1

Type:	**Matrix Spike**	**Lab ID:**	**QC1339921**	**Batch:**	**395167**
Matrix (Source ID):	**Water (552875-002)**	**Method:**	**EPA 245.1**	**Prep Method:**	**EPA 245.1**

QC1339921 Analyte	Result	Source Sample Result	Spiked	Units	Recovery	Qual	Limits	DF
Mercury	915.6	ND	1000	ug/L	92%		75-125	200

Type:	**Matrix Spike Duplicate**	**Lab ID:**	**QC1339922**	**Batch:**	**395167**
Matrix (Source ID):	**Water (552875-002)**	**Method:**	**EPA 245.1**	**Prep Method:**	**EPA 245.1**

QC1339922 Analyte	Result	Source Sample Result	Spiked	Units	Recovery	Qual	Limits	RPD	RPD Lim	DF
Mercury	944.4	ND	1000	ug/L	94%		75-125	3	20	200

ENTHALPY ANALYTICAL

Batch QC

Type:	**Blank**	**Lab ID:**	**QC1339756**	**Batch:**	**395128**
Matrix:	**Water**	**Method:**	**EPA 300.0**	**Prep Method:**	**METHOD**

QC1339756 Analyte	Result	Qual	Units	RL	MDL	Prepared	Analyzed
Fluoride	ND		mg/L	0.20	0.059	02/11/26 15:42	02/12/26 11:04
Chloride	ND		mg/L	1.0	0.26	02/11/26 15:42	02/12/26 11:04
Nitrogen, Nitrite	ND		mg/L	0.10	0.02	02/11/26 15:42	02/12/26 11:04
Bromide	ND		mg/L	0.30	0.061	02/11/26 15:42	02/12/26 11:04
Nitrogen, Nitrate	ND		mg/L	0.10	0.05	02/11/26 15:42	02/12/26 11:04
Sulfate	ND		mg/L	1.0	0.18	02/11/26 15:42	02/12/26 11:04

Type:	**Lab Control Sample**	**Lab ID:**	**QC1339757**	**Batch:**	**395128**
Matrix:	**Water**	**Method:**	**EPA 300.0**	**Prep Method:**	**METHOD**

QC1339757 Analyte	Result	Spiked	Units	Recovery	Qual	Limits
Fluoride	10.02	10.00	mg/L	100%		90-110
Chloride	46.98	50.00	mg/L	94%		90-110
Nitrogen, Nitrite	4.427	4.567	mg/L	97%		90-110
Bromide	14.45	15.00	mg/L	96%		90-110
Nitrogen, Nitrate	4.386	4.518	mg/L	97%		90-110
Sulfate	25.82	25.00	mg/L	103%		90-110

Type:	**Matrix Spike**	**Lab ID:**	**QC1339758**	**Batch:**	**395128**
Matrix (Source ID):	**Drinking Water (552908-001)**	**Method:**	**EPA 300.0**	**Prep Method:**	**METHOD**

QC1339758 Analyte	Result	Source Sample Result	Spiked	Units	Recovery	Qual	Limits	DF
Fluoride	19.96	0.1503	20.00	mg/L	99%		80-129	1
Chloride	187.9	96.04	100.0	mg/L	92%		80-123	1
Nitrogen, Nitrite	8.924	ND	9.134	mg/L	98%		80-122	1
Bromide	14.21	0.2107	15.00	mg/L	93%		80-121	1
Nitrogen, Nitrate	13.94	5.384	9.036	mg/L	95%		80-123	1
Sulfate	148.7	105.6	50.00	mg/L	86%	E,NM	79-124	1

Type:	**Matrix Spike Duplicate**	**Lab ID:**	**QC1339759**	**Batch:**	**395128**
Matrix (Source ID):	**Drinking Water (552908-001)**	**Method:**	**EPA 300.0**	**Prep Method:**	**METHOD**

QC1339759 Analyte	Result	Source Sample Result	Spiked	Units	Recovery	Qual	Limits	RPD	RPD Lim	DF
Fluoride	20.05	0.1503	20.00	mg/L	100%		80-129	0	21	1
Chloride	188.3	96.04	100.0	mg/L	92%		80-123	0	20	1
Nitrogen, Nitrite	8.974	ND	9.134	mg/L	98%		80-122	1	21	1
Bromide	14.27	0.2107	15.00	mg/L	94%		80-121	0	20	1
Nitrogen, Nitrate	13.98	5.384	9.036	mg/L	95%		80-123	0	20	1
Sulfate	148.8	105.6	50.00	mg/L	87%	E,NM	79-124		20	1

ENTHALPY ANALYTICAL

Batch QC

Type:	Matrix Spike	Lab ID:	QC1339760	Batch:	395128
Matrix (Source ID):	Drinking Water (552882-001)	Method:	EPA 300.0	Prep Method:	METHOD

QC1339760 Analyte	Result	Source Sample Result	Spiked	Units	Recovery	Qual	Limits	DF
Fluoride	20.16	0.3984	20.00	mg/L	99%		80-129	1
Chloride	142.4	43.64	100.0	mg/L	99%		80-123	1
Nitrogen, Nitrite	8.866	ND	9.134	mg/L	97%		80-122	1
Bromide	13.99	ND	15.00	mg/L	93%		80-121	1
Nitrogen, Nitrate	12.90	4.287	9.036	mg/L	95%		80-123	1
Sulfate	112.3	66.64	50.00	mg/L	91%	E	79-124	1

Type:	Matrix Spike Duplicate	Lab ID:	QC1339761	Batch:	395128
Matrix (Source ID):	Drinking Water (552882-001)	Method:	EPA 300.0	Prep Method:	METHOD

QC1339761 Analyte	Result	Source Sample Result	Spiked	Units	Recovery	Qual	Limits	RPD	RPD Lim	DF
Fluoride	22.69	0.3984	20.00	mg/L	111%		80-129	12	21	1
Chloride	150.5	43.64	100.0	mg/L	107%		80-123	6	20	1
Nitrogen, Nitrite	9.687	ND	9.134	mg/L	106%		80-122	9	21	1
Bromide	15.12	ND	15.00	mg/L	101%		80-121	8	20	1
Nitrogen, Nitrate	13.72	4.287	9.036	mg/L	104%		80-123	6	20	1
Sulfate	121.4	66.64	50.00	mg/L	110%	E	79-124		20	1

Type:	Blank	Lab ID:	QC1339793	Batch:	395138
Matrix:	Water	Method:	EPA 350.1	Prep Method:	METHOD

QC1339793 Analyte	Result	Qual	Units	RL	MDL	Prepared	Analyzed
Ammonia-N	ND		mg/L	0.10	0.068	02/11/26	02/12/26

Type:	Lab Control Sample	Lab ID:	QC1339794	Batch:	395138
Matrix:	Water	Method:	EPA 350.1	Prep Method:	METHOD

QC1339794 Analyte	Result	Spiked	Units	Recovery	Qual	Limits
Ammonia-N	0.9756	1.000	mg/L	98%		90-110

Type:	Matrix Spike	Lab ID:	QC1339795	Batch:	395138
Matrix (Source ID):	Drinking Water (552671-002)	Method:	EPA 350.1	Prep Method:	METHOD

QC1339795 Analyte	Result	Source Sample Result	Spiked	Units	Recovery	Qual	Limits	DF
Ammonia-N	0.9942	ND	1.000	mg/L	99%		90-110	1

ENTHALPY ANALYTICAL

Batch QC

Type:	Matrix Spike Duplicate	**Lab ID:**	QC1339796	**Batch:**	395138
Matrix (Source ID):	Drinking Water (552671-002)	**Method:**	EPA 350.1	**Prep Method:**	METHOD

QC1339796 Analyte	Result	Source Sample Result	Spiked	Units	Recovery	Qual	Limits	RPD	RPD Lim	DF
Ammonia-N	1.035	ND	1.000	mg/L	104%		90-110	4	20	1

Type:	Blank	**Lab ID:**	QC1339733	**Batch:**	395122
Matrix:	Water	**Method:**	EPA 420.1	**Prep Method:**	METHOD

QC1339733 Analyte	Result	Qual	Units	RL	MDL	Prepared	Analyzed
Total Phenolics	ND		mg/L	0.010	0.0056	02/11/26	02/12/26

Type:	Lab Control Sample	**Lab ID:**	QC1339734	**Batch:**	395122
Matrix:	Water	**Method:**	EPA 420.1	**Prep Method:**	METHOD

QC1339734 Analyte	Result	Spiked	Units	Recovery	Qual	Limits
Total Phenolics	0.07300	0.08000	mg/L	91%		80-120

Type:	Lab Control Sample Duplicate	**Lab ID:**	QC1339735	**Batch:**	395122
Matrix:	Water	**Method:**	EPA 420.1	**Prep Method:**	METHOD

QC1339735 Analyte	Result	Spiked	Units	Recovery	Qual	Limits	RPD	RPD Lim
Total Phenolics	0.07800	0.08000	mg/L	98%		80-120	7	20

ENTHALPY ANALYTICAL

Batch QC

Type: Blank	Lab ID: QC1339752	Batch: 395126
Matrix: Water		

QC1339752 Analyte	Result	Qual	Units	RL	MDL	Prepared	Analyzed
Method: EPA 625.1 Prep Method: EPA 3510C							
a-Terpineol	ND		ug/L	10	2.1	02/11/26	02/12/26
Benzoic acid	ND		ug/L	50	11	02/11/26	02/11/26
2-Methylphenol	ND		ug/L	10	3.2	02/11/26	02/11/26
Pyridine	ND		ug/L	10	2.8	02/11/26	02/11/26
Phenol	ND		ug/L	10	2.1	02/11/26	02/11/26
Naphthalene	ND		ug/L	10	3.6	02/11/26	02/11/26
3-,4-Methylphenol	ND		ug/L	10	3.0	02/11/26	02/11/26
Cresol	ND		ug/L	10		02/11/26	02/11/26
Surrogates				**Limits**			
2-Fluorophenol	39%		%REC	36-95		02/11/26	02/11/26
Phenol-d6	27%	*	%REC	28-82		02/11/26	02/11/26
2,4,6-Tribromophenol	74%		%REC	61-140		02/11/26	02/11/26
Nitrobenzene-d5	65%		%REC	48-123		02/11/26	02/11/26
2-Fluorobiphenyl	61%		%REC	51-105		02/11/26	02/11/26
Terphenyl-d14	83%		%REC	65-117		02/11/26	02/11/26
Method: EPA 8270E Prep Method: EPA 3510C							
Carbazole	ND		ug/L	10	2.8	02/11/26	02/11/26
N-Nitrosodimethylamine	ND		ug/L	10	2.9	02/11/26	02/11/26
Aniline	ND		ug/L	10	2.8	02/11/26	02/11/26
bis(2-Chloroethyl)ether	ND		ug/L	25	3.7	02/11/26	02/11/26
2-Chlorophenol	ND		ug/L	10	3.6	02/11/26	02/11/26
1,3-Dichlorobenzene	ND		ug/L	10	3.3	02/11/26	02/11/26
1,4-Dichlorobenzene	ND		ug/L	10	3.4	02/11/26	02/11/26
Benzyl alcohol	ND		ug/L	25	5.8	02/11/26	02/11/26
1,2-Dichlorobenzene	ND		ug/L	10	3.3	02/11/26	02/11/26
bis(2-Chloroisopropyl) ether	ND		ug/L	10	3.8	02/11/26	02/11/26
N-Nitroso-di-n-propylamine	ND		ug/L	10	3.9	02/11/26	02/11/26
Hexachloroethane	ND		ug/L	10	3.0	02/11/26	02/11/26
Nitrobenzene	ND		ug/L	25	8.4	02/11/26	02/11/26
Isophorone	ND		ug/L	10	3.7	02/11/26	02/11/26
2-Nitrophenol	ND		ug/L	10	5.4	02/11/26	02/11/26
2,4-Dimethylphenol	ND		ug/L	10	3.2	02/11/26	02/11/26
bis(2-Chloroethoxy)methane	ND		ug/L	10	3.7	02/11/26	02/11/26
2,4-Dichlorophenol	ND		ug/L	10	3.7	02/11/26	02/11/26
1,2,4-Trichlorobenzene	ND		ug/L	10	3.4	02/11/26	02/11/26
4-Chloroaniline	ND		ug/L	10	3.1	02/11/26	02/11/26
Hexachlorobutadiene	ND		ug/L	10	2.2	02/11/26	02/11/26
4-Chloro-3-methylphenol	ND		ug/L	10	3.6	02/11/26	02/11/26
2-Methylnaphthalene	ND		ug/L	10	3.4	02/11/26	02/11/26
Hexachlorocyclopentadiene	ND		ug/L	25	7.8	02/11/26	02/11/26
2,4,6-Trichlorophenol	ND		ug/L	10	4.1	02/11/26	02/11/26
2,4,5-Trichlorophenol	ND		ug/L	10	3.7	02/11/26	02/11/26
2-Chloronaphthalene	ND		ug/L	10	3.4	02/11/26	02/11/26
2-Nitroaniline	ND		ug/L	50	4.3	02/11/26	02/11/26

ENTHALPY ANALYTICAL

Batch QC

QC1339752 Analyte	Result	Qual	Units	RL	MDL	Prepared	Analyzed
Dimethylphthalate	ND		ug/L	10	3.4	02/11/26	02/11/26
Acenaphthylene	ND		ug/L	10	3.9	02/11/26	02/11/26
2,6-Dinitrotoluene	ND		ug/L	10	4.4	02/11/26	02/11/26
3-Nitroaniline	ND		ug/L	10	4.0	02/11/26	02/11/26
Acenaphthene	ND		ug/L	10	3.2	02/11/26	02/11/26
2,4-Dinitrophenol	ND		ug/L	50	15	02/11/26	02/11/26
4-Nitrophenol	ND		ug/L	50	8.5	02/11/26	02/11/26
Dibenzofuran	ND		ug/L	10	3.2	02/11/26	02/11/26
2,4-Dinitrotoluene	ND		ug/L	10	4.3	02/11/26	02/11/26
Diethylphthalate	ND		ug/L	10	2.9	02/11/26	02/11/26
Fluorene	ND		ug/L	10	3.1	02/11/26	02/11/26
4-Chlorophenyl-phenylether	ND		ug/L	10	3.1	02/11/26	02/11/26
4-Nitroaniline	ND		ug/L	10	3.3	02/11/26	02/11/26
4,6-Dinitro-2-methylphenol	ND		ug/L	50	17	02/11/26	02/11/26
N-Nitrosodiphenylamine	ND		ug/L	10	4.0	02/11/26	02/11/26
1,2-diphenylhydrazine (as azobenzene)	ND		ug/L	10	2.9	02/11/26	02/11/26
4-Bromophenyl-phenylether	ND		ug/L	10	3.3	02/11/26	02/11/26
Hexachlorobenzene	ND		ug/L	10	3.0	02/11/26	02/11/26
Pentachlorophenol	ND		ug/L	25	5.7	02/11/26	02/11/26
Phenanthrene	ND		ug/L	10	2.9	02/11/26	02/11/26
Anthracene	ND		ug/L	10	2.8	02/11/26	02/11/26
Di-n-butylphthalate	ND		ug/L	10	3.0	02/11/26	02/11/26
Fluoranthene	ND		ug/L	10	2.8	02/11/26	02/11/26
Benzidine	ND		ug/L	50	19	02/11/26	02/11/26
Pyrene	ND		ug/L	10	2.7	02/11/26	02/11/26
Butylbenzylphthalate	ND		ug/L	10	3.6	02/11/26	02/11/26
3,3'-Dichlorobenzidine	ND		ug/L	25	5.2	02/11/26	02/11/26
Benzo(a)anthracene	ND		ug/L	10	2.4	02/11/26	02/11/26
Chrysene	ND		ug/L	10	2.5	02/11/26	02/11/26
bis(2-Ethylhexyl)phthalate	ND		ug/L	10	3.3	02/11/26	02/11/26
Di-n-octylphthalate	ND		ug/L	10	4.7	02/11/26	02/11/26
Benzo(b)fluoranthene	ND		ug/L	10	3.0	02/11/26	02/11/26
Benzo(k)fluoranthene	ND		ug/L	10	3.1	02/11/26	02/11/26
Benzo(a)pyrene	ND		ug/L	10	3.1	02/11/26	02/11/26
Indeno(1,2,3-cd)pyrene	ND		ug/L	10	4.2	02/11/26	02/11/26
Dibenz(a,h)anthracene	ND		ug/L	10	4.2	02/11/26	02/11/26
Benzo(g,h,i)perylene	ND		ug/L	10	4.1	02/11/26	02/11/26
Surrogates				**Limits**			
2-Fluorophenol	39%		%REC	15-120		02/11/26	02/11/26
Phenol-d6	27%		%REC	15-120		02/11/26	02/11/26
2,4,6-Tribromophenol	74%		%REC	15-140		02/11/26	02/11/26
Nitrobenzene-d5	65%		%REC	15-123		02/11/26	02/11/26
2-Fluorobiphenyl	61%		%REC	15-120		02/11/26	02/11/26
Terphenyl-d14	83%		%REC	15-120		02/11/26	02/11/26

ENTHALPY ANALYTICAL

Batch QC

Type: Lab Control Sample	Lab ID: QC1339753	Batch: 395126
Matrix: Water		

QC1339753 Analyte	Result	Spiked	Units	Recovery	Qual	Limits
Method: EPA 625.1 Prep Method: EPA 3510C						
2-Methylphenol	56.59	75.00	ug/L	75%		44-120
Pyridine	34.56	75.00	ug/L	46%		13-120
Phenol	27.13	75.00	ug/L	36%		10-85
Naphthalene	61.73	75.00	ug/L	82%		23-133
3-,4-Methylphenol	52.87	75.00	ug/L	70%		40-120
Surrogates						
2-Fluorophenol	21.21	40.00	ug/L	53%		36-95
Phenol-d6	14.34	40.00	ug/L	36%		28-82
2,4,6-Tribromophenol	42.71	40.00	ug/L	107%		61-140
Nitrobenzene-d5	34.04	40.00	ug/L	85%		48-123
2-Fluorobiphenyl	31.57	40.00	ug/L	79%		51-105
Terphenyl-d14	34.82	40.00	ug/L	87%		65-117
Method: EPA 8270E Prep Method: EPA 3510C						
Phenol	27.13	75.00	ug/L	36%		14-120
2-Chlorophenol	60.54	75.00	ug/L	81%		46-120
1,4-Dichlorobenzene	58.51	75.00	ug/L	78%		42-120
3-,4-Methylphenol	52.87	75.00	ug/L	70%		40-120
N-Nitroso-di-n-propylamine	62.19	75.00	ug/L	83%		54-121
2,4-Dimethylphenol	67.12	75.00	ug/L	89%		48-120
1,2,4-Trichlorobenzene	60.57	75.00	ug/L	81%		45-120
4-Chloro-3-methylphenol	67.76	75.00	ug/L	90%		60-121
2,4,5-Trichlorophenol	72.09	75.00	ug/L	96%		62-124
Acenaphthene	64.67	75.00	ug/L	86%		56-120
4-Nitrophenol	32.15	75.00	ug/L	43%		17-120
2,4-Dinitrotoluene	74.51	75.00	ug/L	99%		69-127
Pentachlorophenol	78.73	75.00	ug/L	105%		51-120
Pyrene	70.66	75.00	ug/L	94%		68-123
Chrysene	69.08	75.00	ug/L	92%		66-120
Benzo(b)fluoranthene	70.50	75.00	ug/L	94%		67-120
Surrogates						
2-Fluorophenol	21.21	40.00	ug/L	53%		15-120
Phenol-d6	14.34	40.00	ug/L	36%		15-120
2,4,6-Tribromophenol	42.71	40.00	ug/L	107%		15-140
Nitrobenzene-d5	34.04	40.00	ug/L	85%		15-123
2-Fluorobiphenyl	31.57	40.00	ug/L	79%		15-120
Terphenyl-d14	34.82	40.00	ug/L	87%		15-120

ENTHALPY ANALYTICAL

Batch QC

Type: Lab Control Sample Duplicate **Lab ID:** QC1339754 **Batch:** 395126
Matrix: Water

QC1339754 Analyte	Result	Spiked	Units	Recovery	Qual	Limits	RPD	RPD Lim
Method: EPA 625.1 Prep Method: EPA 3510C								
2-Methylphenol	58.26	75.00	ug/L	78%		44-120	3	51
Pyridine	35.20	75.00	ug/L	47%		13-120	2	62
Phenol	28.06	75.00	ug/L	37%		10-85	3	52
Naphthalene	63.05	75.00	ug/L	84%		23-133	2	50
3-,4-Methylphenol	54.46	75.00	ug/L	73%		40-120	3	51
Surrogates								
2-Fluorophenol	22.06	40.00	ug/L	55%		36-95		
Phenol-d6	14.95	40.00	ug/L	37%		28-82		
2,4,6-Tribromophenol	43.24	40.00	ug/L	108%		61-140		
Nitrobenzene-d5	35.89	40.00	ug/L	90%		48-123		
2-Fluorobiphenyl	32.34	40.00	ug/L	81%		51-105		
Terphenyl-d14	35.29	40.00	ug/L	88%		65-117		
Method: EPA 8270E Prep Method: EPA 3510C								
Phenol	28.06	75.00	ug/L	37%		14-120	3	52
2-Chlorophenol	62.38	75.00	ug/L	83%		46-120	3	52
1,4-Dichlorobenzene	59.97	75.00	ug/L	80%		42-120	2	53
3-,4-Methylphenol	54.46	75.00	ug/L	73%		40-120	3	51
N-Nitroso-di-n-propylamine	64.48	75.00	ug/L	86%		54-121	4	52
2,4-Dimethylphenol	69.74	75.00	ug/L	93%		48-120	4	52
1,2,4-Trichlorobenzene	63.12	75.00	ug/L	84%		45-120	4	54
4-Chloro-3-methylphenol	69.27	75.00	ug/L	92%		60-121	2	47
2,4,5-Trichlorophenol	74.67	75.00	ug/L	100%		62-124	4	46
Acenaphthene	65.83	75.00	ug/L	88%		56-120	2	46
4-Nitrophenol	32.91	75.00	ug/L	44%		17-120	2	44
2,4-Dinitrotoluene	76.41	75.00	ug/L	102%		69-127	3	40
Pentachlorophenol	81.85	75.00	ug/L	109%		51-120	4	42
Pyrene	71.16	75.00	ug/L	95%		68-123	1	39
Chrysene	69.58	75.00	ug/L	93%		66-120	1	38
Benzo(b)fluoranthene	68.84	75.00	ug/L	92%		67-120	2	39
Surrogates								
2-Fluorophenol	22.06	40.00	ug/L	55%		15-120		
Phenol-d6	14.95	40.00	ug/L	37%		15-120		
2,4,6-Tribromophenol	43.24	40.00	ug/L	108%		15-140		
Nitrobenzene-d5	35.89	40.00	ug/L	90%		15-123		
2-Fluorobiphenyl	32.34	40.00	ug/L	81%		15-120		
Terphenyl-d14	35.29	40.00	ug/L	88%		15-120		

ENTHALPY ANALYTICAL

Batch QC

Type: Blank	Lab ID: QC1339704	Batch: 395031
Matrix: Water		

QC1339704 Analyte	Result	Qual	Units	RL	MDL	Prepared	Analyzed
Method: EPA 8081A Prep Method: EPA 3510C							
alpha-BHC	ND		ug/L	0.05	0.02	02/11/26	02/11/26
beta-BHC	ND		ug/L	0.05	0.01	02/11/26	02/11/26
gamma-BHC	ND		ug/L	0.05	0.01	02/11/26	02/11/26
delta-BHC	ND		ug/L	0.05	0.01	02/11/26	02/11/26
Heptachlor	ND		ug/L	0.05	0.01	02/11/26	02/11/26
Aldrin	ND		ug/L	0.05	0.01	02/11/26	02/11/26
Heptachlor epoxide	ND		ug/L	0.05	0.01	02/11/26	02/11/26
Endosulfan I	ND		ug/L	0.05	0.01	02/11/26	02/11/26
Dieldrin	ND		ug/L	0.1	0.01	02/11/26	02/11/26
4,4'-DDE	ND		ug/L	0.1	0.01	02/11/26	02/11/26
Endrin	ND		ug/L	0.1	0.01	02/11/26	02/11/26
Endosulfan II	ND		ug/L	0.1	0.02	02/11/26	02/11/26
Endosulfan sulfate	ND		ug/L	0.1	0.02	02/11/26	02/11/26
4,4'-DDD	ND		ug/L	0.1	0.02	02/11/26	02/11/26
Endrin aldehyde	ND		ug/L	0.1	0.03	02/11/26	02/11/26
Endrin ketone	ND		ug/L	0.1	0.03	02/11/26	02/11/26
4,4'-DDT	ND		ug/L	0.1	0.08	02/11/26	02/11/26
Methoxychlor	ND		ug/L	0.1	0.04	02/11/26	02/11/26
Toxaphene	ND		ug/L	2.0	0.6	02/11/26	02/11/26
Chlordane (Technical)	ND		ug/L	1.0	0.2	02/11/26	02/11/26
Surrogates				**Limits**			
TCMX	71%		%REC	29-120		02/11/26	02/11/26
Decachlorobiphenyl	93%		%REC	33-132		02/11/26	02/11/26
Method: EPA 8082 Prep Method: EPA 3510C							
Aroclor-1016	ND		ug/L	0.50	0.30	02/11/26	02/11/26
Aroclor-1221	ND		ug/L	0.50	0.47	02/11/26	02/11/26
Aroclor-1232	ND		ug/L	0.50	0.27	02/11/26	02/11/26
Aroclor-1242	ND		ug/L	0.50	0.29	02/11/26	02/11/26
Aroclor-1248	ND		ug/L	0.50	0.24	02/11/26	02/11/26
Aroclor-1254	ND		ug/L	0.50	0.27	02/11/26	02/11/26
Aroclor-1260	ND		ug/L	0.50	0.33	02/11/26	02/11/26
Aroclor-1262	ND		ug/L	0.50	0.29	02/11/26	02/11/26
Aroclor-1268	ND		ug/L	0.50	0.26	02/11/26	02/11/26
Surrogates				**Limits**			
Decachlorobiphenyl (PCB)	88%		%REC	28-138		02/11/26	02/11/26

ENTHALPY ANALYTICAL

Batch QC

Type:	**Lab Control Sample**	**Lab ID:**	**QC1339705**	**Batch:**	**395031**
Matrix:	**Water**	**Method:**	**EPA 8081A**	**Prep Method:**	**EPA 3510C**

QC1339705 Analyte	Result	Spiked	Units	Recovery	Qual	Limits
alpha-BHC	0.4533	0.5000	ug/L	91%		66-121
beta-BHC	0.4695	0.5000	ug/L	94%		73-120
gamma-BHC	0.4729	0.5000	ug/L	95%		68-125
delta-BHC	0.4928	0.5000	ug/L	99%		68-131
Heptachlor	0.4562	0.5000	ug/L	91%		63-120
Aldrin	0.4304	0.5000	ug/L	86%		56-120
Heptachlor epoxide	0.4365	0.5000	ug/L	87%		65-120
Endosulfan I	0.4635	0.5000	ug/L	93%		68-124
Dieldrin	0.4662	0.5000	ug/L	93%		66-124
4,4'-DDE	0.4788	0.5000	ug/L	96%		67-131
Endrin	0.5082	0.5000	ug/L	102%		68-135
Endosulfan II	0.5020	0.5000	ug/L	100%		71-130
Endosulfan sulfate	0.5230	0.5000	ug/L	105%		68-128
4,4'-DDD	0.4755	0.5000	ug/L	95%		65-130
Endrin aldehyde	0.4884	0.5000	ug/L	98%		67-124
Endrin ketone	0.6169	0.5000	ug/L	123%		69-137
4,4'-DDT	0.4919	0.5000	ug/L	98%		65-136
Methoxychlor	0.5499	0.5000	ug/L	110%		69-150
Surrogates						
TCMX	0.3610	0.5000	ug/L	72%		29-120
Decachlorobiphenyl	0.4765	0.5000	ug/L	95%		33-132

Batch QC

Type:	Lab Control Sample Duplicate	Lab ID:	QC1339706	Batch:	395031
Matrix:	Water	Method:	EPA 8081A	Prep Method:	EPA 3510C

QC1339706 Analyte	Result	Spiked	Units	Recovery	Qual	Limits	RPD	RPD Lim
alpha-BHC	0.4490	0.5000	ug/L	90%		66-121	1	20
beta-BHC	0.4431	0.5000	ug/L	89%		73-120	6	20
gamma-BHC	0.4652	0.5000	ug/L	93%		68-125	2	20
delta-BHC	0.4719	0.5000	ug/L	94%		68-131	4	20
Heptachlor	0.4423	0.5000	ug/L	88%		63-120	3	24
Aldrin	0.4100	0.5000	ug/L	82%		56-120	5	30
Heptachlor epoxide	0.4099	0.5000	ug/L	82%		65-120	6	20
Endosulfan I	0.4293	0.5000	ug/L	86%		68-124	8	20
Dieldrin	0.4288	0.5000	ug/L	86%		66-124	8	22
4,4'-DDE	0.4305	0.5000	ug/L	86%		67-131	11	21
Endrin	0.4694	0.5000	ug/L	94%		68-135	8	20
Endosulfan II	0.4530	0.5000	ug/L	91%		71-130	10	21
Endosulfan sulfate	0.4824	0.5000	ug/L	96%		68-128	8	21
4,4'-DDD	0.4355	0.5000	ug/L	87%		65-130	9	22
Endrin aldehyde	0.4419	0.5000	ug/L	88%		67-124	10	20
Endrin ketone	0.5605	0.5000	ug/L	112%		69-137	10	21
4,4'-DDT	0.4492	0.5000	ug/L	90%		65-136	9	23
Methoxychlor	0.5031	0.5000	ug/L	101%		69-150	9	23
Surrogates								
TCMX	0.3703	0.5000	ug/L	74%		29-120		
Decachlorobiphenyl	0.4282	0.5000	ug/L	86%		33-132		

Type:	Lab Control Sample	Lab ID:	QC1339707	Batch:	395031
Matrix:	Water	Method:	EPA 8082	Prep Method:	EPA 3510C

QC1339707 Analyte	Result	Spiked	Units	Recovery	Qual	Limits
Aroclor-1016	4.515	5.000	ug/L	90%		69-120
Aroclor-1260	4.983	5.000	ug/L	100%		72-124
Surrogates						
Decachlorobiphenyl (PCB)	0.4466	0.5000	ug/L	89%		28-138

Type:	Lab Control Sample Duplicate	Lab ID:	QC1339708	Batch:	395031
Matrix:	Water	Method:	EPA 8082	Prep Method:	EPA 3510C

QC1339708 Analyte	Result	Spiked	Units	Recovery	Qual	Limits	RPD	RPD Lim
Aroclor-1016	4.494	5.000	ug/L	90%		69-120	0	22
Aroclor-1260	5.050	5.000	ug/L	101%		72-124	1	25
Surrogates								
Decachlorobiphenyl (PCB)	0.4540	0.5000	ug/L	91%		28-138		

ENTHALPY ANALYTICAL

Batch QC

Type:	Lab Control Sample	Lab ID:	QC1339927	Batch:	395170
Matrix:	Water	Method:	EPA 8260B	Prep Method:	EPA 5030B

QC1339927 Analyte	Result	Spiked	Units	Recovery	Qual	Limits
1,1-Dichloroethene	49.25	50.00	ug/L	98%		69-128
MTBE	49.14	50.00	ug/L	98%		66-125
Benzene	48.35	50.00	ug/L	97%		76-121
Trichloroethene	43.64	50.00	ug/L	87%		76-124
Toluene	42.74	50.00	ug/L	85%		76-120
Chlorobenzene	45.07	50.00	ug/L	90%		78-120
Surrogates						
Dibromofluoromethane	50.63	50.00	ug/L	101%		70-130
1,2-Dichloroethane-d4	49.80	50.00	ug/L	100%		70-130
Toluene-d8	46.30	50.00	ug/L	93%		70-130
Bromofluorobenzene	50.77	50.00	ug/L	102%		70-130

Type:	Lab Control Sample Duplicate	Lab ID:	QC1339928	Batch:	395170
Matrix:	Water	Method:	EPA 8260B	Prep Method:	EPA 5030B

QC1339928 Analyte	Result	Spiked	Units	Recovery	Qual	Limits	RPD	RPD Lim
1,1-Dichloroethene	52.81	50.00	ug/L	106%		69-128	7	23
MTBE	52.89	50.00	ug/L	106%		66-125	7	22
Benzene	52.71	50.00	ug/L	105%		76-121	9	21
Trichloroethene	46.16	50.00	ug/L	92%		76-124	6	22
Toluene	45.66	50.00	ug/L	91%		76-120	7	21
Chlorobenzene	46.98	50.00	ug/L	94%		78-120	4	20
Surrogates								
Dibromofluoromethane	51.11	50.00	ug/L	102%		70-130		
1,2-Dichloroethane-d4	51.69	50.00	ug/L	103%		70-130		
Toluene-d8	46.85	50.00	ug/L	94%		70-130		
Bromofluorobenzene	49.33	50.00	ug/L	99%		70-130		

ENTHALPY ANALYTICAL

Batch QC

Type:	**Blank**	**Lab ID:**	**QC1339932**	**Batch:**	**395170**
Matrix:	**Water**	**Method:**	**EPA 8260B**	**Prep Method:**	**EPA 5030B**

QC1339932 Analyte	Result	Qual	Units	RL	MDL	Prepared	Analyzed
Carbon Disulfide	ND		ug/L	5.0	0.3	02/12/26	02/12/26
Chloroprene	ND		ug/L	200	0.3	02/12/26	02/12/26
3-Chloropropene	ND		ug/L	5.0	0.2	02/12/26	02/12/26
Ethyl methacrylate	ND		ug/L	50	2.4	02/12/26	02/12/26
Ethanol	ND		ug/L	500	130	02/12/26	02/12/26
2-Hexanone	ND		ug/L	5.0	0.6	02/12/26	02/12/26
Isopropanol (IPA)	ND		ug/L	200	40	02/12/26	02/12/26
Methyl acrylonitrile	ND		ug/L	35	1.3	02/12/26	02/12/26
Vinyl Acetate	ND		ug/L	50	2.4	02/12/26	02/12/26
Acrolein	ND		ug/L	200	2.0	02/12/26	02/12/26
Acrylonitrile	ND		ug/L	10	0.3	02/12/26	02/12/26
Freon 12	ND		ug/L	5.0	0.2	02/12/26	02/12/26
Chloromethane	ND		ug/L	5.0	0.1	02/12/26	02/12/26
Vinyl Chloride	ND		ug/L	5.0	0.1	02/12/26	02/12/26
Bromomethane	ND		ug/L	5.0	0.3	02/12/26	02/12/26
Chloroethane	ND		ug/L	5.0	0.05	02/12/26	02/12/26
Trichlorofluoromethane	ND		ug/L	5.0	0.08	02/12/26	02/12/26
Iodomethane	ND		ug/L	5.0		02/12/26	02/12/26
Acetone	ND		ug/L	100	8.8	02/12/26	02/12/26
Freon 113	ND		ug/L	5.0	0.1	02/12/26	02/12/26
1,1-Dichloroethene	ND		ug/L	5.0	0.1	02/12/26	02/12/26
Methylene Chloride	ND		ug/L	10	0.2	02/12/26	02/12/26
MTBE	ND		ug/L	5.0	0.1	02/12/26	02/12/26
trans-1,2-Dichloroethene	ND		ug/L	5.0	0.1	02/12/26	02/12/26
1,1-Dichloroethane	ND		ug/L	5.0	0.07	02/12/26	02/12/26
2-Butanone	ND		ug/L	10	0.9	02/12/26	02/12/26
cis-1,2-Dichloroethene	ND		ug/L	5.0	0.09	02/12/26	02/12/26
2,2-Dichloropropane	ND		ug/L	5.0	0.09	02/12/26	02/12/26
Chloroform	ND		ug/L	5.0	0.07	02/12/26	02/12/26
Bromochloromethane	ND		ug/L	5.0	0.1	02/12/26	02/12/26
1,1,1-Trichloroethane	ND		ug/L	5.0	0.03	02/12/26	02/12/26
1,1-Dichloropropene	ND		ug/L	5.0	0.08	02/12/26	02/12/26
Carbon Tetrachloride	ND		ug/L	5.0	0.07	02/12/26	02/12/26
1,2-Dichloroethane	ND		ug/L	5.0	0.09	02/12/26	02/12/26
Benzene	ND		ug/L	1.0	0.07	02/12/26	02/12/26
Trichloroethene	ND		ug/L	5.0	0.05	02/12/26	02/12/26
1,2-Dichloropropane	ND		ug/L	5.0	0.07	02/12/26	02/12/26
Bromodichloromethane	ND		ug/L	5.0	0.05	02/12/26	02/12/26
Dibromomethane	ND		ug/L	5.0	0.1	02/12/26	02/12/26
4-Methyl-2-Pentanone	ND		ug/L	5.0	0.5	02/12/26	02/12/26
cis-1,3-Dichloropropene	ND		ug/L	5.0	0.08	02/12/26	02/12/26
Toluene	ND		ug/L	5.0	0.05	02/12/26	02/12/26
trans-1,3-Dichloropropene	ND		ug/L	5.0	0.03	02/12/26	02/12/26
1,1,2-Trichloroethane	ND		ug/L	5.0	0.06	02/12/26	02/12/26
1,3-Dichloropropane	ND		ug/L	5.0	0.1	02/12/26	02/12/26
Tetrachloroethene	ND		ug/L	5.0	0.09	02/12/26	02/12/26
Dibromochloromethane	ND		ug/L	5.0	0.07	02/12/26	02/12/26

ENTHALPY ANALYTICAL

Batch QC

QC1339932 Analyte	Result	Qual	Units	RL	MDL	Prepared	Analyzed
1,2-Dibromoethane	ND		ug/L	5.0	0.07	02/12/26	02/12/26
Chlorobenzene	ND		ug/L	5.0	0.05	02/12/26	02/12/26
1,1,1,2-Tetrachloroethane	ND		ug/L	5.0	0.06	02/12/26	02/12/26
Ethylbenzene	ND		ug/L	5.0	0.04	02/12/26	02/12/26
m,p-Xylenes	ND		ug/L	5.0	0.1	02/12/26	02/12/26
o-Xylene	ND		ug/L	5.0	0.06	02/12/26	02/12/26
Styrene	ND		ug/L	5.0	0.06	02/12/26	02/12/26
Bromoform	ND		ug/L	5.0	0.08	02/12/26	02/12/26
Isopropylbenzene	ND		ug/L	5.0	0.06	02/12/26	02/12/26
1,1,2,2-Tetrachloroethane	ND		ug/L	5.0	0.06	02/12/26	02/12/26
1,2,3-Trichloropropane	ND		ug/L	5.0	0.09	02/12/26	02/12/26
Propylbenzene	ND		ug/L	5.0	0.05	02/12/26	02/12/26
Bromobenzene	ND		ug/L	5.0	0.06	02/12/26	02/12/26
1,3,5-Trimethylbenzene	ND		ug/L	5.0	0.08	02/12/26	02/12/26
2-Chlorotoluene	ND		ug/L	5.0	0.07	02/12/26	02/12/26
4-Chlorotoluene	ND		ug/L	5.0	0.08	02/12/26	02/12/26
tert-Butylbenzene	ND		ug/L	5.0	0.07	02/12/26	02/12/26
1,2,4-Trimethylbenzene	ND		ug/L	5.0	0.07	02/12/26	02/12/26
sec-Butylbenzene	ND		ug/L	5.0	0.06	02/12/26	02/12/26
para-Isopropyl Toluene	ND		ug/L	5.0	0.05	02/12/26	02/12/26
1,3-Dichlorobenzene	ND		ug/L	5.0	0.06	02/12/26	02/12/26
1,4-Dichlorobenzene	ND		ug/L	5.0	0.07	02/12/26	02/12/26
n-Butylbenzene	ND		ug/L	5.0	0.08	02/12/26	02/12/26
1,2-Dichlorobenzene	ND		ug/L	5.0	0.04	02/12/26	02/12/26
1,2-Dibromo-3-Chloropropane	ND		ug/L	5.0	0.3	02/12/26	02/12/26
1,2,4-Trichlorobenzene	ND		ug/L	5.0	0.1	02/12/26	02/12/26
Hexachlorobutadiene	ND		ug/L	5.0	0.06	02/12/26	02/12/26
1,2,3-Trichlorobenzene	ND		ug/L	5.0	0.09	02/12/26	02/12/26
cis-1,4-Dichloro-2-butene	ND		ug/L	5.0	0.3	02/12/26	02/12/26
trans-1,4-Dichloro-2-butene	ND		ug/L	5.0	0.2	02/12/26	02/12/26
Xylene (total)	ND		ug/L	5.0		02/12/26	02/12/26
Surrogates				**Limits**			
Dibromofluoromethane	101%		%REC	70-130		02/12/26	02/12/26
1,2-Dichloroethane-d4	105%		%REC	70-130		02/12/26	02/12/26
Toluene-d8	93%		%REC	70-130		02/12/26	02/12/26
Bromofluorobenzene	101%		%REC	70-130		02/12/26	02/12/26

ENTHALPY ANALYTICAL

Batch QC

Type:	Matrix Spike	Lab ID:	QC1339999	Batch:	395170
Matrix (Source ID):	Water (552051-007)	Method:	EPA 8260B	Prep Method:	EPA 5030B

QC1339999 Analyte	Result	Source Sample Result	Spiked	Units	Recovery	Qual	Limits	DF
1,1-Dichloroethene	445.6	ND	500.0	ug/L	89%		62-131	25
MTBE	453.3	ND	500.0	ug/L	91%		61-124	25
Benzene	446.2	ND	500.0	ug/L	89%		70-123	25
Trichloroethene	422.2	ND	500.0	ug/L	84%		65-131	25
Toluene	387.3	1.019	500.0	ug/L	77%		69-120	25
Chlorobenzene	408.3	ND	500.0	ug/L	82%		72-121	25
Surrogates								
Dibromofluoromethane	1,281		1250	ug/L	103%		70-130	25
1,2-Dichloroethane-d4	1,345		1250	ug/L	108%		70-130	25
Toluene-d8	1,156		1250	ug/L	92%		70-130	25
Bromofluorobenzene	1,223		1250	ug/L	98%		70-130	25

Type:	Matrix Spike Duplicate	Lab ID:	QC1340000	Batch:	395170
Matrix (Source ID):	Water (552051-007)	Method:	EPA 8260B	Prep Method:	EPA 5030B

QC1340000 Analyte	Result	Source Sample Result	Spiked	Units	Recovery	Qual	Limits	RPD	RPD Lim	DF
1,1-Dichloroethene	348.0	ND	500.0	ug/L	70%		62-131	25	31	25
MTBE	356.7	ND	500.0	ug/L	71%		61-124	24	30	25
Benzene	352.7	ND	500.0	ug/L	71%		70-123	23	31	25
Trichloroethene	330.3	ND	500.0	ug/L	66%		65-131	24	31	25
Toluene	311.3	1.019	500.0	ug/L	62%	*	69-120	22	29	25
Chlorobenzene	332.6	ND	500.0	ug/L	67%	*	72-121	20	29	25
Surrogates										
Dibromofluoromethane	1,243		1250	ug/L	99%		70-130			25
1,2-Dichloroethane-d4	1,308		1250	ug/L	105%		70-130			25
Toluene-d8	1,156		1250	ug/L	92%		70-130			25
Bromofluorobenzene	1,199		1250	ug/L	96%		70-130			25

Type:	Blank	Lab ID:	QC1339677	Batch:	395110
Matrix:	Water	Method:	EPA 8270C-SIM	Prep Method:	EPA 3535

QC1339677 Analyte	Result	Qual	Units	RL	MDL	Prepared	Analyzed
1,4-Dioxane	ND		ug/L	1.0	0.84	02/11/26	02/11/26
Surrogates				**Limits**			
1,4-Dioxane-d8 (SUR)	99%		%REC	80-120		02/11/26	02/11/26

ENTHALPY ANALYTICAL

Batch QC

Type:	**Lab Control Sample**	**Lab ID:**	**QC1339678**	**Batch:**	**395110**
Matrix:	**Water**	**Method:**	**EPA 8270C-SIM**	**Prep Method:**	**EPA 3535**

QC1339678 Analyte	Result	Spiked	Units	Recovery	Qual	Limits
1,4-Dioxane	8.957	10.00	ug/L	90%		79-120
Surrogates						
1,4-Dioxane-d8 (SUR)	9.950	10.00	ug/L	100%		80-120

Type:	**Lab Control Sample Duplicate**	**Lab ID:**	**QC1339679**	**Batch:**	**395110**
Matrix:	**Water**	**Method:**	**EPA 8270C-SIM**	**Prep Method:**	**EPA 3535**

QC1339679 Analyte	Result	Spiked	Units	Recovery	Qual	Limits	RPD	RPD Lim
1,4-Dioxane	9.356	10.00	ug/L	94%		79-120	4	20
Surrogates								
1,4-Dioxane-d8 (SUR)	10.04	10.00	ug/L	100%		80-120		

Type:	**Blank**	**Lab ID:**	**QC1339722**	**Batch:**	**395115**
Matrix:	**Water**	**Method:**	**SM 4500-CN-E**	**Prep Method:**	**METHOD**

QC1339722 Analyte	Result	Qual	Units	RL	MDL	Prepared	Analyzed
Cyanide	ND		mg/L	0.0050	0.0017	02/11/26	02/12/26

Type:	**Lab Control Sample**	**Lab ID:**	**QC1339723**	**Batch:**	**395115**
Matrix:	**Water**	**Method:**	**SM 4500-CN-E**	**Prep Method:**	**METHOD**

QC1339723 Analyte	Result	Spiked	Units	Recovery	Qual	Limits
Cyanide	0.1060	0.1000	mg/L	106%		85-115

Type:	**Matrix Spike**	**Lab ID:**	**QC1339771**	**Batch:**	**395115**
Matrix (Source ID):	**Water (552399-001)**	**Method:**	**SM 4500-CN-E**	**Prep Method:**	**METHOD**

QC1339771 Analyte	Result	Source Sample Result	Spiked	Units	Recovery	Qual	Limits	DF
Cyanide	0.1039	ND	0.1000	mg/L	104%		80-120	0.5

Type:	**Matrix Spike Duplicate**	**Lab ID:**	**QC1339772**	**Batch:**	**395115**
Matrix (Source ID):	**Water (552399-001)**	**Method:**	**SM 4500-CN-E**	**Prep Method:**	**METHOD**

QC1339772 Analyte	Result	Source Sample Result	Spiked	Units	Recovery	Qual	Limits	RPD	RPD Lim	DF
Cyanide	0.1058	ND	0.1000	mg/L	106%		80-120	2	20	0.5

ENTHALPY ANALYTICAL

Batch QC

Type:	Matrix Spike	**Lab ID:**	QC1339773	**Batch:**	395115
Matrix (Source ID):	Water (552469-001)	**Method:**	SM 4500-CN-E	**Prep Method:**	METHOD

QC1339773 Analyte	Result	Source Sample Result	Spiked	Units	Recovery	Qual	Limits	DF
Cyanide	0.09830	ND	0.1000	mg/L	98%		80-120	0.5

Type:	Matrix Spike Duplicate	**Lab ID:**	QC1339774	**Batch:**	395115
Matrix (Source ID):	Water (552469-001)	**Method:**	SM 4500-CN-E	**Prep Method:**	METHOD

QC1339774 Analyte	Result	Source Sample Result	Spiked	Units	Recovery	Qual	Limits	RPD	RPD Lim	DF
Cyanide	0.09835	ND	0.1000	mg/L	98%		80-120	0	20	0.5

Type:	Blank	**Lab ID:**	QC1339789	**Batch:**	395136
Matrix:	Water	**Method:**	SM 4500-P-B5-E		

QC1339789 Analyte	Result	Qual	Units	RL	MDL	Prepared	Analyzed
Phosphorus	ND		mg/L	0.020	0.014	02/11/26	02/12/26

Type:	Lab Control Sample	**Lab ID:**	QC1339790	**Batch:**	395136
Matrix:	Water	**Method:**	SM 4500-P-B5-E		

QC1339790 Analyte	Result	Spiked	Units	Recovery	Qual	Limits
Phosphorus	0.4070	0.4000	mg/L	102%		80-120

Type:	Matrix Spike	**Lab ID:**	QC1339791	**Batch:**	395136
Matrix (Source ID):	Water (552880-001)	**Method:**	SM 4500-P-B5-E		

QC1339791 Analyte	Result	Source Sample Result	Spiked	Units	Recovery	Qual	Limits	DF
Phosphorus	0.8220	0.4490	0.4000	mg/L	93%		75-125	1

Type:	Matrix Spike Duplicate	**Lab ID:**	QC1339792	**Batch:**	395136
Matrix (Source ID):	Water (552880-001)	**Method:**	SM 4500-P-B5-E		

QC1339792 Analyte	Result	Source Sample Result	Spiked	Units	Recovery	Qual	Limits	RPD	RPD Lim	DF
Phosphorus	0.8280	0.4490	0.4000	mg/L	95%		75-125	1	20	1

Type:	Blank	**Lab ID:**	QC1339852	**Batch:**	395150
Matrix:	Water	**Method:**	SM 4500-S2-D	**Prep Method:**	METHOD

QC1339852 Analyte	Result	Qual	Units	RL	MDL	Prepared	Analyzed
Sulfide	ND		mg/L	0.10		02/11/26	02/11/26

ENTHALPY ANALYTICAL

Batch QC

Type: Lab Control Sample	Lab ID: QC1339853	Batch: 395150
Matrix: Water	Method: SM 4500-S2-D	Prep Method: METHOD

QC1339853 Analyte	Result	Spiked	Units	Recovery	Qual	Limits
Sulfide	0.9000	1.000	mg/L	90%		90-110

Type: Matrix Spike	Lab ID: QC1339860	Batch: 395150
Matrix (Source ID): Water (552611-002)	Method: SM 4500-S2-D	Prep Method: METHOD

QC1339860 Analyte	Result	Source Sample Result	Spiked	Units	Recovery	Qual	Limits	DF
Sulfide	0.9000	ND	1.000	mg/L	90%		80-120	1

Type: Matrix Spike Duplicate	Lab ID: QC1339861	Batch: 395150
Matrix (Source ID): Water (552611-002)	Method: SM 4500-S2-D	Prep Method: METHOD

QC1339861 Analyte	Result	Source Sample Result	Spiked	Units	Recovery	Qual	Limits	RPD	RPD Lim	DF
Sulfide	0.9000	ND	1.000	mg/L	90%		80-120	0	20	1

Type: Blank	Lab ID: QC1339652	Batch: 395103
Matrix: Water	Method: SM 5310B	Prep Method: SM 5310B

QC1339652 Analyte	Result	Qual	Units	RL	MDL	Prepared	Analyzed
Total Organic Carbon	ND		mg/L	1.0	0.49	02/11/26	02/11/26

Type: Lab Control Sample	Lab ID: QC1339653	Batch: 395103
Matrix: Water	Method: SM 5310B	Prep Method: SM 5310B

QC1339653 Analyte	Result	Spiked	Units	Recovery	Qual	Limits
Total Organic Carbon	23.45	25.00	mg/L	94%		85-115

Type: Matrix Spike	Lab ID: QC1339654	Batch: 395103
Matrix (Source ID): Water (552198-001)	Method: SM 5310B	Prep Method: SM 5310B

QC1339654 Analyte	Result	Source Sample Result	Spiked	Units	Recovery	Qual	Limits	DF
Total Organic Carbon	25.39	1.645	25.00	mg/L	95%		75-125	1

Type: Matrix Spike Duplicate	Lab ID: QC1339655	Batch: 395103
Matrix (Source ID): Water (552198-001)	Method: SM 5310B	Prep Method: SM 5310B

QC1339655 Analyte	Result	Source Sample Result	Spiked	Units	Recovery	Qual	Limits	RPD	RPD Lim	DF
Total Organic Carbon	29.69	1.645	25.00	mg/L	112%		75-125	16	25	1

ENTHALPY ANALYTICAL

Batch QC

Type:	Sample Duplicate	Lab ID:	QC1339825	Batch:	395118
Matrix (Source ID):	Water (552930-003)	Method:	SM2130B		

QC1339825 Analyte	Result	Source Sample Result	Units	Qual	RPD	RPD Lim	DF
Turbidity	ND	ND	NTU			20	1

Type:	Blank	Lab ID:	QC1339648	Batch:	395102
Matrix:	Water	Method:	SM2320B	Prep Method:	METHOD

QC1339648 Analyte	Result	Qual	Units	RL	MDL	Prepared	Analyzed
Bicarbonate	ND		mg/L	2.0		02/11/26	02/11/26
Alkalinity, Total as CaCO3	ND		mg/L	2.0		02/11/26	02/11/26

Type:	Lab Control Sample	Lab ID:	QC1339649	Batch:	395102
Matrix:	Water	Method:	SM2320B	Prep Method:	METHOD

QC1339649 Analyte	Result	Spiked	Units	Recovery	Qual	Limits
Alkalinity, Total as CaCO3	100.0	100.0	mg/L	100%		90-110

Type:	Sample Duplicate	Lab ID:	QC1339650	Batch:	395102
Matrix (Source ID):	Water (552353-009)	Method:	SM2320B	Prep Method:	METHOD

QC1339650 Analyte	Result	Source Sample Result	Units	Qual	RPD	RPD Lim	DF
Bicarbonate	653.4	657.0	mg/L		1	20	2.5
Alkalinity, Total as CaCO3	535.6	538.5	mg/L		1	20	2.5

Type:	Sample Duplicate	Lab ID:	QC1339780	Batch:	395132
Matrix (Source ID):	Water (552880-001)	Method:	SM2510B	Prep Method:	METHOD

QC1339780 Analyte	Result	Source Sample Result	Units	Qual	RPD	RPD Lim	DF
Specific Conductance	852.0	848.2	umhos/cm		0	20	1

Type:	Blank	Lab ID:	QC1339775	Batch:	395131
Matrix:	Water	Method:	SM2540C	Prep Method:	METHOD

QC1339775 Analyte	Result	Qual	Units	RL	MDL	Prepared	Analyzed
Total Dissolved Solids	ND		mg/L	10		02/11/26	02/12/26

Type:	Lab Control Sample	Lab ID:	QC1339776	Batch:	395131
Matrix:	Water	Method:	SM2540C	Prep Method:	METHOD

QC1339776 Analyte	Result	Spiked	Units	Recovery	Qual	Limits
Total Dissolved Solids	1,007	1000	mg/L	101%		90-110

ENTHALPY ANALYTICAL

Batch QC

Type:	Sample Duplicate	Lab ID:	QC1339777	Batch:	395131
Matrix (Source ID):	Water (552682-001)	Method:	SM2540C	Prep Method:	METHOD

QC1339777 Analyte	Result	Source Sample Result	Units	Qual	RPD	RPD Lim	DF
Total Dissolved Solids	330.0	314.0	mg/L		5	5	2

Type:	Sample Duplicate	Lab ID:	QC1339778	Batch:	395131
Matrix (Source ID):	Water (552880-001)	Method:	SM2540C	Prep Method:	METHOD

QC1339778 Analyte	Result	Source Sample Result	Units	Qual	RPD	RPD Lim	DF
Total Dissolved Solids	602.0	598.0	mg/L		1	5	2

Type:	Blank	Lab ID:	QC1339724	Batch:	395120
Matrix:	Water	Method:	SM2540D	Prep Method:	METHOD

QC1339724 Analyte	Result	Qual	Units	RL	MDL	Prepared	Analyzed
Total Suspended Solids	ND		mg/L	0.5		02/11/26	02/12/26

Type:	Lab Control Sample	Lab ID:	QC1339725	Batch:	395120
Matrix:	Water	Method:	SM2540D	Prep Method:	METHOD

QC1339725 Analyte	Result	Spiked	Units	Recovery	Qual	Limits
Total Suspended Solids	101.1	100.0	mg/L	101%		90-110

Type:	Lab Control Sample Duplicate	Lab ID:	QC1339726	Batch:	395120
Matrix:	Water	Method:	SM2540D	Prep Method:	METHOD

QC1339726 Analyte	Result	Spiked	Units	Recovery	Qual	Limits	RPD	RPD Lim
Total Suspended Solids	98.90	100.0	mg/L	99%		90-110	2	5

Type:	Sample Duplicate	Lab ID:	QC1339727	Batch:	395120
Matrix (Source ID):	Water (552055-005)	Method:	SM2540D	Prep Method:	METHOD

QC1339727 Analyte	Result	Source Sample Result	Units	Qual	RPD	RPD Lim	DF
Total Suspended Solids	455.0	475.0	mg/L		4	5	1

Type:	Sample Duplicate	Lab ID:	QC1339728	Batch:	395120
Matrix (Source ID):	Water (552607-001)	Method:	SM2540D	Prep Method:	METHOD

QC1339728 Analyte	Result	Source Sample Result	Units	Qual	RPD	RPD Lim	DF
Total Suspended Solids	427.1	422.2	mg/L		1	5	1

ENTHALPY ANALYTICAL

Batch QC

Type: Blank	**Lab ID:** QC1339669	**Batch:** 395084
Matrix: Water	**Method:** SM5210B	**Prep Method:** METHOD

QC1339669 Analyte	Result	Qual	Units	RL	MDL	Prepared	Analyzed
Biochemical Oxygen Demand	ND		mg/L	3.0		02/11/26 15:44	02/16/26 16:36

Type: Lab Control Sample	**Lab ID:** QC1339670	**Batch:** 395084
Matrix: Water	**Method:** SM5210B	**Prep Method:** METHOD

QC1339670 Analyte	Result	Spiked	Units	Recovery	Qual	Limits
Biochemical Oxygen Demand	195.3	198.0	mg/L	99%		84.6-115.4

Type: Sample Duplicate	**Lab ID:** QC1339671	**Batch:** 395084
Matrix (Source ID): Water (552663-003)	**Method:** SM5210B	**Prep Method:** METHOD

QC1339671 Analyte	Result	Source Sample Result	Units	Qual	RPD	RPD Lim	DF
Biochemical Oxygen Demand	1,920	1832	mg/L		5	30	1

Type: Blank	**Lab ID:** QC1340011	**Batch:** 395195
Matrix: Water	**Method:** SM5220D	**Prep Method:** SM 5220D

QC1340011 Analyte	Result	Qual	Units	RL	MDL	Prepared	Analyzed
Chemical Oxygen Demand	ND		mg/L	4.0	2.0	02/12/26	02/12/26

Type: Lab Control Sample	**Lab ID:** QC1340012	**Batch:** 395195
Matrix: Water	**Method:** SM5220D	**Prep Method:** SM 5220D

QC1340012 Analyte	Result	Spiked	Units	Recovery	Qual	Limits
Chemical Oxygen Demand	967.0	1000	mg/L	97%		90-110

Type: Matrix Spike	**Lab ID:** QC1340014	**Batch:** 395195
Matrix (Source ID): Water (552732-001)	**Method:** SM5220D	**Prep Method:** SM 5220D

QC1340014 Analyte	Result	Source Sample Result	Spiked	Units	Recovery	Qual	Limits	DF
Chemical Oxygen Demand	1,366	413.0	1000	mg/L	95%		75-125	2

Type: Matrix Spike Duplicate	**Lab ID:** QC1340015	**Batch:** 395195
Matrix (Source ID): Water (552732-001)	**Method:** SM5220D	**Prep Method:** SM 5220D

QC1340015 Analyte	Result	Source Sample Result	Spiked	Units	Recovery	Qual	Limits	RPD	RPD Lim	DF
Chemical Oxygen Demand	1,442	413.0	1000	mg/L	103%		75-125	5	20	2

Batch QC

*	Value is outside QC limits
E	Response exceeds instrument's linear range
ND	Not Detected
NM	Not Meaningful

Laboratory Job Number 552880

Subcontracted Products

Pace Laboratories

Date of Report: 02/20/2026

David Tripp

Enthalpy Analytical - Orange
931 West Barkley Avenue
Orange, CA 92868

Client Project:	552880
Pace Project:	Chiquita Canyon Landfill Stormwater
Pace Work Order:	2602228
Invoice ID:	B531512

Enclosed are the results of analyses for samples received by the laboratory on 2/12/2026. If you have any questions concerning this report, please feel free to contact me.

Sincerely,

Contact Person: Ragen Williams
Client Service Rep

Steven Bennett
Operations Manager

Certifications: CA ELAP #1186; NV #CA00014; OR ELAP #4032-001; AK UST101

The results in this report apply to the samples analyzed in accordance with the chain of custody document. This analytical report must be reproduced in its entirety.
All results listed in this report are for the exclusive use of the submitting party. Pace Analytical assumes no responsibility for report alteration, separation, detachment or third party interpretation.

Table of Contents

Sample Information

Chain of Custody and Cooler Receipt form 3

Laboratory / Client Sample Cross Reference 5

Sample Results

2602228-01 - OUTLET

Organo-Phosphorus Pesticide Analysis (EPA Method 8141A) 6

Quality Control Reports

Organo-Phosphorus Pesticide Analysis (EPA Method 8141A)

Method Blank Analysis 7

Laboratory Control Sample 8

Notes

Notes and Definitions 9

Chain of Custody and Cooler Receipt Form for 2602228 Page 1 of 2

ENTHALPY ANALYTICAL

931 West Barkley Ave
Orange, CA 92868
(714) 771-6900

2602228

2602228

Subcontract Laboratory:
Pace Laboratories
4100 Atlas Court
Bakersfield, CA 93308
ATTN: Ragen Schallock
PO #: Required, to be sent via email

Enthalpy Order: EO-552880
PM: David Tripp
Email: david.tripp@enthalpy.com
CC: incomingreports@enthalpy.com
Phone: 657-581-4710

Results Due: 02/12/26
Report Level: II
Report To: MDL
EDDs: ELM_TransferOut (Standard Excel Transfer EDD, 3 tabs)

Notes:
CHIQUITA Stormwater

Sample ID	Collected	Lab ID	# Cont.	Matrix	Analysis Requested	Comment
OUTLET	11-FEB-2026 09:05	552880-001	1	Water	Organophosphorus Pesticides	

Notes:	Relinquished By:	Received By:
	Date: 2-11-26 14:55	Date: 02/12/26 1045
	Date:	Date:
	Date:	Date:

The results in this report apply to the samples analyzed in accordance with the chain of custody document. This analytical report must be reproduced in its entirety.
All results listed in this report are for the exclusive use of the submitting party. Pace Analytical assumes no responsibility for report alteration, separation, detachment or third party interpretation.

PACE ANALYTICAL — COOLER RECEIPT FORM — Page 1 Of 1

Submission #: 2602228

SHIPPING INFORMATION
Fed Ex ☑ UPS ☐ GSO / GLS ☐ Hand Delivery ☐
Pace Lab Field Service ☐ Other ☐ (Specify)_____

SHIPPING CONTAINER
Ice Chest ☐ None ☐ Box ☐
Other ☐ (Specify)_____

FREE LIQUID
YES ☑ NO ☐
W / S

Refrigerant: Ice ☑ Blue Ice ☐ None ☐ Other ☐ Comments:

Custody Seals: Ice Chest ☐ Intact? Yes ☐ No ☐ | Containers ☐ Intact? Yes ☐ No ☐ | None ☑ Comments:

All samples received? Yes ☑ No ☐ All samples containers intact? Yes ☑ No ☐ Description(s) match COC? Yes ☑ No ☐

COC Received ☐YES ☐ NO

Emissivity: 0.97 Container: N/A Thermometer ID: 274 Date/Time 02/12/26

Temperature: (A) 2.8 °C / (C) 3.1 °C Analyst Init CR 1045

SAMPLE CONTAINERS	SAMPLE NUMBERS 1	2	3	4	5	6	7	8	9	10
QT PE UNPRES										
4oz / 8oz / 16oz PE UNPRES										
2oz Cr^{+6}										
QT INORGANIC CHEMICAL METALS										
INORGANIC CHEMICAL METALS 4oz / 8oz / 16oz										
PT CYANIDE										
PT NITROGEN FORMS										
PT TOTAL SULFIDE										
2oz. NITRATE / NITRITE										
PT TOTAL ORGANIC CARBON										
PT CHEMICAL OXYGEN DEMAND										
PtA PHENOLICS										
40ml VOA VIAL TRAVEL BLANK										
40ml VOA VIAL										
QT EPA 1664B										
PT ODOR										
RADIOLOGICAL										
BACTERIOLOGICAL										
40 ml VOA VIAL - 504										
QT EPA 508/608.3/8081A										
QT EPA 515.1/8151A										
QT EPA 525.2										
QT EPA 525.2 TRAVEL BLANK										
40ml EPA 547										
40ml EPA 531.1										
8oz EPA 548.1										
QT EPA 549.2										
QT EPA 8015M										
QT EPA 8270C										
8oz / 16oz / 32oz AMBER	A									
8oz / 16oz / 32oz JAR										
SOIL SLEEVE										
PCB VIAL										
PLASTIC BAG										
TEDLAR BAG										
FERROUS IRON										
ENCORE										
SMART KIT										
SUMMA CANISTER										

CHK BY CL2 DISTRIBUTION SUB OUT ☐

Comments:
Sample Numbering Completed By: SMH Date/Time: 2/12/26 1318
A = Actual / C = Corrected

Rev 23 05/20/22
[S:\WP\Dcc\WordPerfect\LAB_DOCS\FORMS\SAMREC rev 23]

The results in this report apply to the samples analyzed in accordance with the chain of custody document. This analytical report must be reproduced in its entirety.
All results listed in this report are for the exclusive use of the submitting party. Pace Analytical assumes no responsibility for report alteration, separation, detachment or third party interpretation.

Pace Analytical
ENVIRONMENTAL SCIENCES

Enthalpy Analytical - Orange
931 West Barkley Avenue
Orange, CA 92868

Reported: 02/20/2026 17:53
Project: Chiquita Canyon Landfill Stormwater
Project Number: 552880
Project Manager: David Tripp

Laboratory / Client Sample Cross Reference

Laboratory	Client Sample Information			
2602228-01	**COC Number:**	—	**Receive Date:**	02/12/2026 10:45
	Project Number:	—	**Sampling Date:**	02/11/2026 09:05
	Sampling Location:	—	**Sample Depth:**	—
	Sampling Point:	OUTLET	**Lab Matrix:**	Water
	Sampled By:	client	**Sample Type:**	Water

The results in this report apply to the samples analyzed in accordance with the chain of custody document. This analytical report must be reproduced in its entirety.
All results listed in this report are for the exclusive use of the submitting party. Pace Analytical assumes no responsibility for report alteration, separation, detachment or third party interpretation.

Pace Analytical
ENVIRONMENTAL SCIENCES

Enthalpy Analytical - Orange
931 West Barkley Avenue
Orange, CA 92868

Reported: 02/20/2026 17:53
Project: Chiquita Canyon Landfill Stormwater
Project Number: 552880
Project Manager: David Tripp

Organo-Phosphorus Pesticide Analysis (EPA Method 8141A)

Pace Sample ID: 2602228-01 | **Client Sample Name:** OUTLET, 2/11/2026 9:05:00AM, client

Constituent	Result	Units	PQL	MDL	Method	MB Bias	Lab Quals	DCN
Azinphos methyl	ND	ug/L	1.0	0.24	EPA-8141A	ND	A10	1
Bolstar	ND	ug/L	0.40	0.10	EPA-8141A	ND	A10	1
Chlorpyrifos	ND	ug/L	0.40	0.10	EPA-8141A	ND	A10	1
Coumaphos	ND	ug/L	1.0	0.22	EPA-8141A	ND	A10	1
Demeton O/S	ND	ug/L	0.40	0.11	EPA-8141A	ND	A10	1
Diazinon	ND	ug/L	0.40	0.10	EPA-8141A	ND	A10	1
Dichlorvos	ND	ug/L	0.40	0.10	EPA-8141A	ND	A10	1
Disulfoton	ND	ug/L	0.40	0.10	EPA-8141A	ND	A10	1
Ethoprop	ND	ug/L	0.40	0.10	EPA-8141A	ND	A10	1
Fensulfothion	ND	ug/L	0.40	0.10	EPA-8141A	ND	A10	1
Fenthion	ND	ug/L	0.40	0.10	EPA-8141A	ND	A10	1
Merphos	ND	ug/L	0.40	0.10	EPA-8141A	ND	A10	1
Methyl parathion	ND	ug/L	0.40	0.10	EPA-8141A	ND	A10	1
Mevinphos	ND	ug/L	0.40	0.10	EPA-8141A	ND	A10	1
Naled	ND	ug/L	1.0	0.34	EPA-8141A	ND	A10	1
Phorate	ND	ug/L	0.40	0.13	EPA-8141A	ND	A10	1
Ronnel (Fenchlorphos)	ND	ug/L	0.40	0.10	EPA-8141A	ND	A10	1
Stirophos (Tetrachlorvinphos)	ND	ug/L	0.40	0.16	EPA-8141A	ND	A10	1
Tokuthion (Prothiofos)	ND	ug/L	0.40	0.10	EPA-8141A	ND	A10	1
Trichloronate	ND	ug/L	0.40	0.10	EPA-8141A	ND	A10	1
Triphenylphosphate (Surrogate)	166	%	50 - 130 (LCL - UCL)		EPA-8141A		S09	1

DCN	Method	Prep Date	Run Date/Time	Analyst	Instrument	Dilution	QC Batch ID	Prep Method
1	EPA-8141A	02/17/26 16:30	02/20/26 07:51	IJC	GC-18	2.041	B227388	EPA 3510C

DCN = Data Continuation Number

The results in this report apply to the samples analyzed in accordance with the chain of custody document. This analytical report must be reproduced in its entirety.
All results listed in this report are for the exclusive use of the submitting party. Pace Analytical assumes no responsibility for report alteration, separation, detachment or third party interpretation.

Pace Analytical
ENVIRONMENTAL SCIENCES

Enthalpy Analytical - Orange
931 West Barkley Avenue
Orange, CA 92868

Reported: 02/20/2026 17:53
Project: Chiquita Canyon Landfill Stormwater
Project Number: 552880
Project Manager: David Tripp

Organo-Phosphorus Pesticide Analysis (EPA Method 8141A)

Quality Control Report - Method Blank Analysis

Constituent	QC Sample ID	MB Result	Units	PQL	MDL	Lab Quals	Run #
QC Batch ID: B227388							
Azinphos methyl	B227388-BLK1	ND	ug/L	0.50	0.12		1
Bolstar	B227388-BLK1	ND	ug/L	0.20	0.050		1
Chlorpyrifos	B227388-BLK1	ND	ug/L	0.20	0.050		1
Coumaphos	B227388-BLK1	ND	ug/L	0.50	0.11		1
Demeton O/S	B227388-BLK1	ND	ug/L	0.20	0.056		1
Diazinon	B227388-BLK1	ND	ug/L	0.20	0.050		1
Dichlorvos	B227388-BLK1	ND	ug/L	0.20	0.050		1
Disulfoton	B227388-BLK1	ND	ug/L	0.20	0.050		1
Ethoprop	B227388-BLK1	ND	ug/L	0.20	0.052		1
Fensulfothion	B227388-BLK1	ND	ug/L	0.20	0.051		1
Fenthion	B227388-BLK1	ND	ug/L	0.20	0.050		1
Merphos	B227388-BLK1	ND	ug/L	0.20	0.050		1
Methyl parathion	B227388-BLK1	ND	ug/L	0.20	0.050		1
Mevinphos	B227388-BLK1	ND	ug/L	0.20	0.050		1
Naled	B227388-BLK1	ND	ug/L	0.50	0.17		1
Phorate	B227388-BLK1	ND	ug/L	0.20	0.066		1
Ronnel (Fenchlorphos)	B227388-BLK1	ND	ug/L	0.20	0.050		1
Stirophos (Tetrachlorvinphos)	B227388-BLK1	ND	ug/L	0.20	0.082		1
Tokuthion (Prothiofos)	B227388-BLK1	ND	ug/L	0.20	0.050		1
Trichloronate	B227388-BLK1	ND	ug/L	0.20	0.050		1
Triphenylphosphate (Surrogate)	**B227388-BLK1**	**116**	%	**50 - 130 (LCL - UCL)**			1

Run #	QC Sample ID	QC Type	Method	Prep Date	Run Date Time	Analyst	Instrument	Dilution
1	B227388-BLK1	PB	EPA-8141A	02/17/26	02/20/26 00:59	IJC	GC-18	1

The results in this report apply to the samples analyzed in accordance with the chain of custody document. This analytical report must be reproduced in its entirety.
All results listed in this report are for the exclusive use of the submitting party. Pace Analytical assumes no responsibility for report alteration, separation, detachment or third party interpretation.

Pace Analytical
ENVIRONMENTAL SCIENCES

Enthalpy Analytical - Orange
931 West Barkley Avenue
Orange, CA 92868

Reported: 02/20/2026 17:53
Project: Chiquita Canyon Landfill Stormwater
Project Number: 552880
Project Manager: David Tripp

Organo-Phosphorus Pesticide Analysis (EPA Method 8141A)

Quality Control Report - Laboratory Control Sample

Constituent	QC Sample ID	Type	Result	Spike Level	Units	Percent Recovery	RPD	Control Limits Percent Recovery	Control Limits RPD	Lab Quals	Run #
QC Batch ID: B227388											
Bolstar	B227388-BS1	LCS	1.6500	2.0000	ug/L	82.5		50 - 130			1
	B227388-BSD1	LCSD	1.6300	2.0000	ug/L	81.5	1.2	50 - 130	30		2
Chlorpyrifos	B227388-BS1	LCS	2.0450	2.0000	ug/L	102		60 - 120			1
	B227388-BSD1	LCSD	2.0150	2.0000	ug/L	101	1.5	60 - 120	30		2
Diazinon	B227388-BS1	LCS	1.9750	2.0000	ug/L	98.8		60 - 130			1
	B227388-BSD1	LCSD	1.9700	2.0000	ug/L	98.5	0.3	60 - 130	30		2
Methyl parathion	B227388-BS1	LCS	2.0550	2.0000	ug/L	103		60 - 120			1
	B227388-BSD1	LCSD	2.0800	2.0000	ug/L	104	1.2	60 - 120	30		2
Mevinphos	B227388-BS1	LCS	1.9950	2.0000	ug/L	99.8		50 - 120			1
	B227388-BSD1	LCSD	1.9850	2.0000	ug/L	99.2	0.5	50 - 120	30		2
Ronnel (Fenchlorphos)	B227388-BS1	LCS	2.0800	2.0000	ug/L	104		50 - 120			1
	B227388-BSD1	LCSD	2.0800	2.0000	ug/L	104	0	50 - 120	30		2
Stirophos (Tetrachlorvinphos)	B227388-BS1	LCS	2.0850	2.0000	ug/L	104		50 - 120			1
	B227388-BSD1	LCSD	2.0750	2.0000	ug/L	104	0.5	50 - 120	30		2
Triphenylphosphate (Surrogate)	B227388-BS1	LCS	2.5800	2.5000	ug/L	103		50 - 130			1
	B227388-BSD1	LCSD	2.5050	2.5000	ug/L	100	2.9	50 - 130			2

Run #	QC Sample ID	QC Type	Method	Prep Date	Run Date Time	Analyst	Instrument	Dilution
1	B227388-BS1	LCS	EPA-8141A	02/17/26	02/20/26 01:29	IJC	GC-18	1
2	B227388-BSD1	LCSD	EPA-8141A	02/17/26	02/20/26 01:58	IJC	GC-18	1

The results in this report apply to the samples analyzed in accordance with the chain of custody document. This analytical report must be reproduced in its entirety.
All results listed in this report are for the exclusive use of the submitting party. Pace Analytical assumes no responsibility for report alteration, separation, detachment or third party interpretation.

Enthalpy Analytical - Orange
931 West Barkley Avenue
Orange, CA 92868

Reported: 02/20/2026 17:53
Project: Chiquita Canyon Landfill Stormwater
Project Number: 552880
Project Manager: David Tripp

Notes And Definitions

MDL	Method Detection Limit
ND	Analyte Not Detected
PQL	Practical Quantitation Limit
A10	Detection and quantitation limits were raised due to matrix interference.
S09	The surrogate recovery for this compound was not within the control limits.

The results in this report apply to the samples analyzed in accordance with the chain of custody document. This analytical report must be reproduced in its entirety.
All results listed in this report are for the exclusive use of the submitting party. Pace Analytical assumes no responsibility for report alteration, separation, detachment or third party interpretation.

Laboratory Job Number 552880

Subcontracted Products

McCampbell Analytical, Inc.

McCampbell Analytical, Inc.

"When Quality Counts"

Analytical Report

WorkOrder:	2602834	**Amended:**	03/13/2026
		Revision:	1
Report Created for:	Enthalpy Analytical		
	931 West Barkley Avenue Orange, CA 92868		
Project Contact:	David Tripp		
Project P.O.:	079649		
Project:	EO-552880		
Project Location:			
Project Received:	02/12/2026		

Analytical Report reviewed & approved for release on 02/20/2026 by:

Tracy Babjar

Project Manager

The report shall not be reproduced except in full, without the written approval of the laboratory. The analytical results relate only to the items tested. Results reported conform to the most current regulatory standards, where applicable, unless otherwise stated.

1534 Willow Pass Rd. Pittsburg, CA 94565 ♦ TEL: (877) 252-9262 ♦ FAX: (925) 252-9269 ♦ www.mccampbell.com

CA ELAP 1644 ♦ ORELAP (NELAP) 4033 ♦ AIHA-LAP ID#232255 ♦ DoD-ELAP Cert # L22-757

McCampbell Analytical, Inc.
"When Quality Counts"

1534 Willow Pass Road, Pittsburg, CA 94565-1701
Toll Free Telephone: (877) 252-9262 / Fax: (925) 252-9269
http://www.mccampbell.com / E-mail: main@mccampbell.com

Revision History

Client: Enthalpy Analytical **WorkOrder:** 2602834

Project: EO-552880

Date	Revision	Reason
03/13/2026	1	Revised to report 8151 data less dilute.

McCampbell Analytical, Inc.
"When Quality Counts"

1534 Willow Pass Road, Pittsburg, CA 94565-1701
Toll Free Telephone: (877) 252-9262 / Fax: (925) 252-9269
http://www.mccampbell.com / E-mail: main@mccampbell.com

Glossary of Terms & Qualifier Definitions

Client: Enthalpy Analytical **WorkOrder:** 2602834

Project: EO-552880

Glossary Abbreviation

%D	Serial Dilution Percent Difference
95% Interval	95% Confident Interval
CCV	Continuing Calibration Verification.
CCV REC (%)	The % recovery of Continuing Calibration Verification
DF	Dilution Factor
DI WET	(DISTLC) Waste Extraction Test using DI water
DISS	Dissolved (sample filtered using a 0.45 µm filter size)
DLT	Dilution Test (Serial Dilution)
DUP	Duplicate
EDL	Estimated Detection Limit
ITEF	International Toxicity Equivalence Factor
LCS	Laboratory Control Sample
LCS2	Second LCS for the batch. Spike level is lower than that for the first LCS; applicable to method 1633.
LQL	Lowest Quantitation Level
MB	Method Blank
MB IS/SS % Rec	% Recovery of Internal Standard or Surrogate in Method Blank, if applicable
MB SS % Rec	% Recovery of Surrogate in Method Blank, if applicable
MDL	Method Detection Limit [1]
ML	Minimum Level of Quantitation
MS	Matrix Spike
MSD	Matrix Spike Duplicate
NA	Not Applicable
ND	Not detected at or above the indicated MDL (if present) or RL.
NR	Data Not Reported due to matrix interference or insufficient sample amount.
PDS	Post Digestion Spike
PF	Prep Factor
RD	Relative Difference
RL	Reporting Limit [2]
RPD	Relative Percent Difference
RRT	Relative Retention Time
RSD	Relative Standard Deviation
SPK Val	Spike Value
SPKRef Val	Spike Reference Value
SPLP	Synthetic Precipitation Leachate Procedure

[1] MDL is the minimum measured concentration of a substance that can be reported with 99% confidence that the measured concentration is distinguishable from method blank results. Definition and Procedure for the Determination of the Method Detection Limit, Revision 2, 40CFR, Part 136, Appendix B, EPA 821-R-16-006, December 2016. Values are based upon our default extraction volume/amount and are subject to change.

[2] RL is the lowest level that can be reliably determined within specified limits of precision and accuracy during routine laboratory operating conditions. (The RL cannot be lower than the lowest calibration standard used in the initial calibration of the instrument and must be greater than the MDL.) Values are based upon our default extraction volume/amount and are subject to change.

McCampbell Analytical, Inc.
"When Quality Counts"

1534 Willow Pass Road, Pittsburg, CA 94565-1701
Toll Free Telephone: (877) 252-9262 / Fax: (925) 252-9269
http://www.mccampbell.com / E-mail: main@mccampbell.com

Glossary of Terms & Qualifier Definitions

Client: Enthalpy Analytical **WorkOrder:** 2602834

Project: EO-552880

TCLP	Toxicity Characteristic Leachate Procedure
TEQ	Toxicity Equivalents
TNTC	"Too Numerous to Count;" greater than 250 colonies observed on the plate.
TPH-Diesel	Sample results for semi-volatile TPH (diesel, kerosene, oil, etc) were calculated using a background subtraction procedure to correct for instrument baseline rise (column bleed) as described in Sec 7.7.2.2 of EPA 8015 B, C.
TZA	TimeZone Net Adjustment for sample collected outside of MAl's Coordinated Universal Time (UTC). (Adjustment for Daylight Saving is not accounted.)
WET (STLC)	Waste Extraction Test (Soluble Threshold Limit Concentration)

Analytical Qualifiers

a3	Sample diluted due to high organic content interfering with quantitative/or qualitative analysis.

McCampbell Analytical, Inc.
"When Quality Counts"

1534 Willow Pass Road, Pittsburg, CA 94565-1701
Toll Free Telephone: (877) 252-9262 / Fax: (925) 252-9269
http://www.mccampbell.com / E-mail: main@mccampbell.com

Analytical Report

Client:	Enthalpy Analytical	**WorkOrder:**	2602834
Date Received:	02/12/2026 9:30	**Extraction Method:**	E8151A
Date Prepared:	02/13/2026	**Analytical Method:**	E8151A
Project:	EO-552880	**Unit:**	µg/L

Chlorinated Herbicides by GC-ECD

Client ID	Lab ID	Matrix	Date Collected	Instrument FileID	Batch ID
OUTLET	2602834-001A	Water	02/11/2026 09:05	GC15A 03112625.D	335618

Analytes	Result	MDL	RL	DF	Date Analyzed
Acifluorfen	ND	0.53	1.0	1	03/11/2026 18:01
Bentazon	ND	0.32	1.0	1	03/11/2026 18:01
Chloramben	ND	0.64	1.0	1	03/11/2026 18:01
2,4-D (Dichlorophenoxyacetic acid)	ND	0.079	0.20	1	03/11/2026 18:01
2,4-DB	ND	0.42	1.0	1	03/11/2026 18:01
Dalapon	ND	0.77	1.0	1	03/11/2026 18:01
DCPA (mono & diacid)	ND	0.50	1.0	1	03/11/2026 18:01
Dicamba	ND	0.074	0.20	1	03/11/2026 18:01
3,5-Dichlorobenzoic Acid	ND	0.24	1.0	1	03/11/2026 18:01
Dichloroprop	ND	0.35	1.0	1	03/11/2026 18:01
Dinoseb (DNBP)	ND	0.30	1.0	1	03/11/2026 18:01
MCPA	ND	1.3	2.0	1	03/11/2026 18:01
MCPP	ND	1.2	2.0	1	03/11/2026 18:01
4-Nitrophenol	ND	0.77	1.0	1	03/11/2026 18:01
Pentachlorophenol (PCP)	ND	0.055	0.20	1	03/11/2026 18:01
Picloram	ND	0.38	1.0	1	03/11/2026 18:01
2,4,5-T (Trichlorophenoxy acetic acid)	ND	0.10	0.20	1	03/11/2026 18:01
2,4,5-TP (Silvex)	ND	0.16	0.50	1	03/11/2026 18:01

Surrogates	REC (%)	Limits	DF	
DCAA	88	60-140	1	03/11/2026 18:01

Analyst(s): DP

McCampbell Analytical, Inc.
"When Quality Counts"

1534 Willow Pass Road, Pittsburg, CA 94565-1701
Toll Free Telephone: (877) 252-9262 / Fax: (925) 252-9269
http://www.mccampbell.com / E-mail: main@mccampbell.com

Analytical Report

Client:	Enthalpy Analytical	**WorkOrder:**	2602834
Date Received:	02/12/2026 9:30	**Extraction Method:**	RSK175
Date Prepared:	02/17/2026	**Analytical Method:**	RSK175
Project:	EO-552880	**Unit:**	µg/L

Dissolved Carbon Dioxide by RSK 175

Client ID	Lab ID	Matrix	Date Collected	Instrument FileID	Batch ID
OUTLET	2602834-001B	Water	02/11/2026 09:05	GC26 0217261007.D	335857

Analytes	Result	MDL	RL	DF	Date Analyzed
Carbon Dioxide	**750**	50	50	1	02/17/2026 17:08

Analyst(s): CLO

McCampbell Analytical, Inc.
"When Quality Counts"
1534 Willow Pass Road, Pittsburg, CA 94565-1701
Toll Free Telephone: (877) 252-9262 / Fax: (925) 252-9269
http://www.mccampbell.com / E-mail: main@mccampbell.com

Quality Control Report

Client:	Enthalpy Analytical	**WorkOrder:**	2602834
Date Prepared:	02/13/2026	**BatchID:**	335618
Date Analyzed:	02/14/2026 - 02/19/2026	**Extraction Method:**	E8151A
Instrument:	GC15A	**Analytical Method:**	E8151A
Matrix:	Water	**Unit:**	µg/L
Project:	EO-552880	**Sample ID:**	MB/LCS/LCSD-335618

QC Summary Report for E8151A

Analyte	MB Result	MDL	RL	SPK Val	MB IS/SS %REC	MB IS/SS Limits
Acifluorfen	ND	0.53	1.0	-	-	-
Bentazon	ND	0.32	1.0	-	-	-
Chloramben	ND	0.64	1.0	-	-	-
2,4-D (Dichlorophenoxyacetic acid)	ND	0.079	0.20	-	-	-
2,4-DB	ND	0.42	1.0	-	-	-
Dalapon	ND	0.77	1.0	-	-	-
DCPA (mono & diacid)	ND	0.50	1.0	-	-	-
Dicamba	ND	0.074	0.20	-	-	-
3,5-Dichlorobenzoic Acid	ND	0.24	1.0	-	-	-
Dichloroprop	ND	0.35	1.0	-	-	-
Dinoseb (DNBP)	ND	0.30	1.0	-	-	-
MCPA	ND	1.3	2.0	-	-	-
MCPP	ND	1.2	2.0	-	-	-
4-Nitrophenol	ND	0.77	1.0	-	-	-
Pentachlorophenol (PCP)	ND	0.055	0.20	-	-	-
Picloram	ND	0.38	1.0	-	-	-
2,4,5-T (Trichlorophenoxy acetic acid)	ND	0.10	0.20	-	-	-
2,4,5-TP (Silvex)	ND	0.16	0.50	-	-	-
Surrogate Recovery						
DCAA	7.0			10	70	70-130

(Cont.)

McCampbell Analytical, Inc.
"When Quality Counts"

1534 Willow Pass Road, Pittsburg, CA 94565-1701
Toll Free Telephone: (877) 252-9262 / Fax: (925) 252-9269
http://www.mccampbell.com / E-mail: main@mccampbell.com

Quality Control Report

Client:	Enthalpy Analytical	**WorkOrder:**	2602834
Date Prepared:	02/13/2026	**BatchID:**	335618
Date Analyzed:	02/14/2026 - 02/19/2026	**Extraction Method:**	E8151A
Instrument:	GC15A	**Analytical Method:**	E8151A
Matrix:	Water	**Unit:**	µg/L
Project:	EO-552880	**Sample ID:**	MB/LCS/LCSD-335618

QC Summary Report for E8151A

Analyte	LCS Result	LCSD Result	SPK Val	LCS %REC	LCSD %REC	LCS/LCSD Limits	RPD	RPD Limit
Acifluorfen	11	11	10	114	108	70-130	5.35	30
Bentazon	11	11	10	110	112	70-130	1.49	30
Chloramben	11	11	10	113	112	70-130	0.242	30
2,4-D (Dichlorophenoxyacetic acid)	10	9.7	10	103	97	70-130	6.29	30
2,4-DB	11	12	10	114	116	70-130	1.38	30
Dalapon	9.8	9.5	10	98	95	70-130	3.15	30
DCPA (mono & diacid)	10	10	10	102	101	70-130	1.77	30
Dicamba	10	9.9	10	100	99	70-130	0.684	30
3,5-Dichlorobenzoic Acid	9.7	9.5	10	97	95	70-130	1.66	30
Dichloroprop	11	9.8	10	106	98	70-130	7.88	30
Dinoseb (DNBP)	11	11	10	106	108	70-130	0.965	30
MCPA	93	95	100	93	95	70-130	2.65	30
MCPP	100	100	100	103	105	70-130	1.92	30
4-Nitrophenol	7.2	7.1	10	72	71	70-130	1.65	30
Pentachlorophenol (PCP)	10	10	10	103	102	70-130	0.861	30
Picloram	11	10	10	106	101	70-130	4.39	30
2,4,5-T (Trichlorophenoxy acetic acid)	11	11	10	107	106	70-130	1.34	30
2,4,5-TP (Silvex)	11	10	10	107	104	70-130	3.53	30
Surrogate Recovery								
DCAA	8.2	8.2	10	82	82	70-130	0.0564	30

McCampbell Analytical, Inc.
"When Quality Counts"

1534 Willow Pass Road, Pittsburg, CA 94565-1701
Toll Free Telephone: (877) 252-9262 / Fax: (925) 252-9269
http://www.mccampbell.com / E-mail: main@mccampbell.com

Quality Control Report

Client:	Enthalpy Analytical	**WorkOrder:**	2602834
Date Prepared:	02/17/2026	**BatchID:**	335857
Date Analyzed:	02/17/2026	**Extraction Method:**	RSK175
Instrument:	GC26	**Analytical Method:**	RSK175
Matrix:	Water	**Unit:**	µg/L
Project:	EO-552880	**Sample ID:**	MB/LCS/LCSD-335857

QC Summary Report for RSK175

Analyte	MB Result	MDL	RL			
Carbon Dioxide	ND	50	50	-	-	-

Analyte	LCS Result	LCSD Result	SPK Val	LCS %REC	LCSD %REC	LCS/LCSD Limits	RPD	RPD Limit
Carbon Dioxide	190	150	187.2	100	82	70-130	20.7	30

McCampbell Analytical, Inc.
"When Quality Counts"

1534 Willow Pass Road, Pittsburg, CA 94565-1701
Toll Free Telephone: (877) 252-9262 / Fax: (925) 252-9269
http://www.mccampbell.com / E-mail: main@mccampbell.com

Certified Analyte List

Client: Enthalpy Analytical **WorkOrder:** 2602834

Project: EO-552880

Analyte	Cert 1	Cert 2	Cert 3	Cert 4	Cert 5	Analytical Method	Matrix
2,4,5-T (Trichlorophenoxy acetic acid)	◉	◉	○	○	○	E8151A	Water
2,4,5-TP (Silvex)	◉	◉	○	○	○	E8151A	Water
2,4-D (Dichlorophenoxyacetic acid)	◉	◉	○	○	○	E8151A	Water
2,4-DB	◉	◉	○	○	○	E8151A	Water
3,5-Dichlorobenzoic Acid	○	◉	○	○	○	E8151A	Water
4-Nitrophenol	◉	◉	○	○	○	E8151A	Water
Acifluorfen	○	◉	○	○	○	E8151A	Water
Bentazon	○	◉	○	○	○	E8151A	Water
Chloramben	○	◉	○	○	○	E8151A	Water
Dalapon	◉	◉	○	○	○	E8151A	Water
DCPA (mono & diacid)	○	◉	○	○	○	E8151A	Water
Dicamba	◉	◉	○	○	○	E8151A	Water
Dichloroprop	◉	◉	○	○	○	E8151A	Water
Dinoseb (DNBP)	◉	◉	○	○	○	E8151A	Water
MCPA	◉	◉	○	○	○	E8151A	Water
MCPP	◉	◉	○	○	○	E8151A	Water
Pentachlorophenol (PCP)	◉	◉	○	○	○	E8151A	Water
Picloram	○	◉	○	○	○	E8151A	Water

Certifications

Cert 1	CA ELAP 1644
Cert 2	ORELAP (NELAP) 4033

The Certified Analyte Report lists the compounds for which MAI is accredited at the time of issuance. Although MAI holds multiple accreditations, methods with extensive compound lists may not be fully accredited due to state agency availability.

McCampbell Analytical, Inc.
1534 Willow Pass Rd
Pittsburg, CA 94565-1701
(925) 252-9262

CHAIN-OF-CUSTODY RECORD

WorkOrder: 2602834 **ClientCode: ENO** **QuoteID: 262776**

☐ WaterTrax ☐ CLIP ☐ EDF ☐ EQuIS ☐ Dry-Weight ☑ Email ☐ HardCopy ☐ ThirdParty ☑ J-flag
☐ Detection Summary ☑ **Excel** [A1_Standard _QC]

Report to:
David Tripp
Enthalpy Analytical
931 West Barkley Avenue
Orange, CA 92868
657-581-4710 FAX:

Email: david.tripp@enthalpy.com
cc/3rd Party: incomingreports@enthalpy.com;
PO: 079649
Project: EO-552880

Bill to:
Accounts Payable/Enthalpy SoCal
Montrose Environmental Group
PO Box 842165
Boston, MA 02284-2165
003EL_ap@montrose-env.com

Requested TAT: 5 days;

Date Received: **02/12/2026**
Date Logged: **02/12/2026**

Lab ID	ClientSampID	Matrix	Collection Date	Hold	Requested Tests (See legend below)											
					1	2	3	4	5	6	7	8	9	10	11	12
2602834-001	OUTLET	Water	2/11/2026 09:05	☐	A	A	B									

Test Legend:

1	8151_W	2	PRDisposal Fee	3	RSK175_CO2_W	4	
5		6		7		8	
9		10		11		12	

Project Manager: Jena Alfaro

Prepared by: Agustina Venegas

Comments:

NOTE: Soil samples are discarded 60 days after receipt unless other arrangements are made (Water samples are 30 days).
Hazardous samples will be returned to client or disposed of at client expense.

McCampbell Analytical, Inc.
"When Quality Counts"

1534 Willow Pass Road, Pittsburg, CA 94565-1701
Toll Free Telephone: (877) 252-9262 / Fax: (925) 252-9269
http://www.mccampbell.com / E-mail: main@mccampbell.com

WORK ORDER SUMMARY

Client Name: ENTHALPY ANALYTICAL
Client Contact: David Tripp
Contact's Email: david.tripp@enthalpy.com

Project: EO-552880
Comments:

Work Order: 2602834
QC Level: LEVEL 2
Date Logged: 2/12/2026

☐ WaterTrax ☐ CLIP ☐ EDF ☑ Excel ☐ EQuIS ☑ Email ☐ HardCopy ☐ ThirdParty ☑ J-flag

LabID	ClientSampID	Matrix	Test Name	Cont./ Comp.	Bottle & Preservative	U**	Head Space	Dry-Weight	Collection Date & Time	TAT	Test Due Date	Sediment Content	Hold	Sub Out
001A	OUTLET	Water	E8151A (Chlorinated Herbicides)	1	1LA Narrow Mouth, Unpres	☐	☐	☐	2/11/2026 9:05	5 days	2/20/2026	Present	☐	☐
001B	OUTLET	Water	RSK175 (CO2)	2	VOA, Unpres	☐	☐	☐	2/11/2026 9:05	5 days	2/20/2026	Present	☐	☐

NOTES: *** STLC and TCLP extractions require 2 days to complete; therefore, all TATs begin after the extraction is completed (i.e., One-day TAT yields results in 3 days from sample submission).**

- ISM prep requires 5 to 10 days to complete; therefore, all TATs begin after the extraction is completed (i.e., One-day TAT yields results in 6 to 11 days from sample submission). Due date listed on WO summary will not accurately reflect the time needed for sample preparation.

- Organic extracts are held for 40 days before disposal; Inorganic extract are held for 30 days.

- MAI assumes that all material present in the provided sampling container is considered part of the sample - MAI does not exclude any material from the sample prior to sample preparation unless requested in writing by the client.

U = An unpreserved container was received for a method that suggests a preservation in order to extend hold time for analysis.**

Cont./Comp. = Containers /Composites

2602834

ENTHALPY ANALYTICAL
931 West Barkley Ave
Orange, CA 92868
(714) 771-6900

Subcontract Laboratory:
McCampbell Analytical, Inc.
1534 Willow Pass Rd.
Pittsburg, CA 94565
ATTN: Quote ID: 252619
PO #: Quote ID: 262776

Enthalpy Order: EO-552880
PM: David Tripp
Email: david.tripp@enthalpy.com
CC: incomingreports@enthalpy.com
Phone: 657-581-4710

Results Due: Standard TAT (w/ HT RUSH)
Report Level: II
Report To: MDL
EDDs: Standard Excel EDD

Notes:
CHIQUITA Stormwater - Hold time rush please, if necessary

Sample ID	Collected	Lab ID	# Cont.	Matrix	Analysis Requested	Comment
OUTLET	11-FEB-2026 09:05	552880-001	1	Water	EPA 8151A Chlorinated Herbicides	
			2	Water	RSK-175 CO2	

Notes:	Relinquished By:	Received By:
	Date: 2-11-26 14:55	Date: 2/12/26 0930
	Date:	Date:
	Date:	Date:

0.1c WET IR41

FEDEX: 888708181257

McCampbell Analytical, Inc.
"When Quality Counts"
1534 Willow Pass Road, Pittsburg, CA 94565-1701
Toll Free Telephone: (877) 252-9262 / Fax: (925) 252-9269
http://www.mccampbell.com / E-mail: main@mccampbell.com

Sample Receipt Checklist

Client Name:	**Enthalpy Analytical**	Date and Time Received:	**2/12/2026 09:30**
Project:	**EO-552880**	Date Logged:	**2/12/2026**
		Received by:	Agustina Venegas
WorkOrder №:	**2602834** Matrix: Water	Logged by:	Agustina Venegas
Carrier:	FedEx		

Chain of Custody (COC) Information

Chain of custody present?	Yes ☑	No ☐	
Chain of custody signed when relinquished and received?	Yes ☑	No ☐	
Chain of custody agrees with sample labels?	Yes ☑	No ☐	
Sample IDs noted by Client on COC?	Yes ☑	No ☐	
Date and Time of collection noted by Client on COC?	Yes ☑	No ☐	
Sampler's name noted on COC?	Yes ☐	No ☑	
COC agrees with Quote?	Yes ☑	No ☐	NA ☐
COC quote is active?	Yes ☑	No ☐	NA ☐

Sample Receipt Information

Custody seals intact on shipping container/cooler?	Yes ☐	No ☐	NA ☑
Custody seals intact on sample bottles?	Yes ☐	No ☐	NA ☑
Shipping container/cooler in good condition?	Yes ☑	No ☐	
Samples in proper containers/bottles?	Yes ☑	No ☐	
Sample containers intact?	Yes ☑	No ☐	
Sufficient sample volume for indicated test?	Yes ☑	No ☐	

Sample Preservation and Hold Time (HT) Information

All samples received within holding time?	Yes ☑	No ☐	NA ☐
Samples Received on Ice?	Yes ☑	No ☐	
(Ice Type: WET ICE)			
Sample/Temp Blank temperature	Temp: 0.1°C		NA ☐
ZHS conditional analyses: VOA meets zero headspace requirement (VOCs, TPHg/BTEX, RSK)?	Yes ☑	No ☐	NA ☐
Sample labels checked for correct preservation?	Yes ☑	No ☐	
pH acceptable upon receipt (Metal: <2)?	Yes ☐	No ☐	NA ☑

UCMR Samples:

pH tested and acceptable upon receipt (200.7: ≤2; 533: 6 - 8; 537.1: 6 - 8)?	Yes ☐	No ☐	NA ☑
Free Chlorine tested and acceptable upon receipt (<0.1mg/L) [not applicable to 200.7]?	Yes ☐	No ☐	NA ☑

Comments:

Laboratory Job Number 552880

Subcontracted Products

Enthalpy - El Dorado Hills

March 05, 2026

Enthalpy Analytical - El Dorado Hills
Work Order No. 2602134

Mr. David Tripp
Enthalpy Analytical
931 W. Barkley Avenue
Orange, CA 92868

Dear Mr. Tripp,

Enclosed are the results for the sample set received at Enthalpy Analytical - EDH on February 12, 2026 under your Project Name 'EO-552880'.

Enthalpy Analytical - EDH is committed to serving you effectively. If you require additional information, please contact me at 916-673-1520 or by email at mark.rein@enthalpy.com.

Thank you for choosing Enthalpy Analytical - EDH as part of your analytical support team.

Sincerely,



Mark Rein
Project Manager

Enthalpy Analytical -EDH certifies that the report herein meets all the requirements set forth by NELAP for those applicable test methods. Results relate only to the samples as received by the laboratory. This report should not be reproduced except in full without the written approval of Enthalpy Analytical -EDH .

Enthalpy Analytical - EDH Work Order No. 2602134
Case Narrative

Sample Condition on Receipt:

One water sample was received and stored securely in accordance with Enthalpy Analytical - EDH standard operating procedures and EPA methodology. The sample was received in good condition and within the method temperature requirements.

Analytical Notes:

EPA Method 8290A

The sample was extracted and analyzed for 2,3,7,8-TCDD by EPA Method 8290A using a ZB-DIOXIN GC column.

Holding Times

The method holding time criteria was met for the sample.

Quality Control

The Initial Calibration and Continuing Calibration Verifications met the method acceptance criteria.

A Method Blank and Ongoing Precision and Recovery (OPR) sample were extracted and analyzed with the preparation batch. No analytes were detected above the sample quantitation limits in the Method Blank. The OPR recoveries were within the method acceptance criteria.

Labeled standard recoveries for all QC and field samples were within method acceptance criteria.

TABLE OF CONTENTS

Case Narrative..... 1

Table of Contents..... 3

Sample Inventory..... 4

Analytical Results..... 5

Qualifiers..... 9

Certifications..... 10

Sample Receipt..... 11

Sample Inventory Report

Sample ID	Client Sample ID	Sampled	Received	Components/Containers
2602134-01	OUTLET	11-Feb-26 09:05	12-Feb-26 09:51	Amber Glass NM Bottle, 1L

ANALYTICAL RESULTS

Sample ID: Method Blank

EPA Method 8290A

Client Data

Name: Enthalpy Analytical
Project: EO-552880
Matrix: Aqueous

Laboratory Data

Lab Sample: B26B311-BLK1
QC Batch: B26B311
Sample Size: 0.500 L
Date Extracted: 26-Feb-26
Column: ZB-DIOXIN

Analyte	Conc. (pg/L)	MDL	RL	Qualifiers	Analyzed	Dilution
2,3,7,8-TCDD	ND	3.56	10.0		03-Mar-26 00:00	1

Labeled Standards	Type	% Recovery	Limits	Qualifiers	Analyzed	Dilution
13C-2,3,7,8-TCDD	IS	85.0	40 - 135		03-Mar-26 00:00	1
37Cl-2,3,7,8-TCDD	CRS	90.1	40 - 135		03-Mar-26 00:00	1

MDL - Method Detection Limit
RL - Reporting limit

Results reported to MDL.

Sample ID: OPR **EPA Method 8290A**

Client Data

Name: Enthalpy Analytical
Project: EO-552880
Matrix: Aqueous

Laboratory Data

Lab Sample: B26B311-BS1
QC Batch: B26B311 Date Extracted: 26-Feb-26 04:13
Sample Size: 0.500 L Column: ZB-DIOXIN

Analyte	Amt Found (pg/L)	Spike Amt	% Recovery	Limits	Qualifiers	Analyzed	Dilution
2,3,7,8-TCDD	377	400	94.3	70-130		27-Feb-26 10:36	1
Labeled Standards	**Type**		**% Recovery**	**Limits**	**Qualifiers**	**Analyzed**	**Dilution**
13C-2,3,7,8-TCDD	IS		69.7	40-135		27-Feb-26 10:36	1
37Cl-2,3,7,8-TCDD	CRS		70.2	40-135		27-Feb-26 10:36	1

Sample ID: OUTLET

EPA Method 8290A

Client Data		Laboratory Data			
Name:	Enthalpy Analytical	Lab Sample:	2602134-01	Date Received:	12-Feb-26 09:51
Project:	EO-552880	QC Batch:	B26B311	Date Extracted:	26-Feb-26
Matrix:	Water	Sample Size:	0.503 L	Column:	ZB-DIOXIN
Date Collected:	11-Feb-26 09:05				

Analyte	Conc. (pg/L)	MDL	RL	Qualifiers	Analyzed	Dilution
2,3,7,8-TCDD	ND	3.54	9.95		03-Mar-26 23:50	1

Labeled Standards	Type	% Recovery	Limits	Qualifiers	Analyzed	Dilution
13C-2,3,7,8-TCDD	IS	73.1	40 - 135		03-Mar-26 23:50	1
37Cl-2,3,7,8-TCDD	CRS	70.5	40 - 135		03-Mar-26 23:50	1

MDL - Method Detection Limit
RL - Reporting limit

Results reported to MDL.

DATA QUALIFIERS & ABBREVIATIONS

B	Compound was also detected in the method blank
Conc.	Concentration
CRS	Cleanup Recovery Standard
D	Dilution
DL	Detection Limit
E	Concentration exceeded the calibration range
EDL	Estimated Detection Limit
EMPC	Estimated Maximum Possible Concentration
H	Recovery and/or RPD was outside laboratory acceptance limits
I	Chemical Interference
IS	Internal Standard
J	Estimated Concentration below the Reporting Limit/LOQ
LOD	Limit of Detection
LOQ	Limit of Quantitation
MDL	Method Detection Limit
NA	Not Applicable
ND	Not Detected
OPR	Ongoing Precision and Recovery sample
P	Concentration may include contribution from chlorinated diphenyl ether(s).
Q	Ion transition ratio is outside of the acceptance criteria.
RL	Reporting Limit (MRL)
TEQ	Toxic Equivalency, sum of the toxic equivalency factors (TEF) multiplied by the sample concentrations.
TEQMax	TEQ calculated using the detection limit as the concentration for non-detects
TEQMin	TEQ calculated using zero as the concentration for non-detects
TEQRisk	TEQ calculated using ½ the detection limit as the concentration for non-detects
U	Not Detected (specific projects only)
*	See Cover Letter

Unless otherwise noted, solid sample results are reported in dry weight. Tissue samples are reported in wet weight.

Enthalpy Analytical - EDH Certifications

Accrediting Authority	Certificate Number
Alaska Department of Environmental Conservation	17-013
California Department of Health – ELAP	2892
DoD ELAP - A2LA Accredited - ISO/IEC 17025	3091.01
Florida Department of Health	E87777
Louisiana Department of Environmental Quality	01977
Maine Department of Health	2020018
Michigan Department of Environmental Quality	9932
Minnesota Department of Health	2211390
Nevada Division of Environmental Protection	CA00413
New Hampshire Environmental Accreditation Program	207721
New Jersey Department of Environmental Protection	CA003
New York Department of Health	11411
Ohio Environmental Protection Agency	87778
Oregon Laboratory Accreditation Program	4042-021
Texas Commission on Environmental Quality	T104704189-22-13
Vermont Department of Health	VT-4042
Virginia Department of General Services	11276
Washington Department of Ecology	C584
Wisconsin Department of Natural Resources	998036160

Current certificates and lists of licensed parameters can be found at Enthalpy.com/Resources/Accreditations.

ENTHALPY ANALYTICAL

931 West Barkley Ave
Orange, CA 92868
(714) 771-6900

2602134 1.0°C

Subcontract Laboratory:
Enthalpy - El Dorado Hills
1104 Windfield Way
El Dorado Hills, CA 95762
ATTN: Mark Rein
PO #: Required, to be sent via email

Enthalpy Order: EO-552880
PM: David Tripp
Email: david.tripp@enthalpy.com
CC: incomingreports@enthalpy.com
Phone: 657-581-4710

Results Due: Standard TAT (15wd TAT)
Report Level: II
Report To: MDL
EDDs: BLDR:Enthalpy (the normal EDD you send to Orange)

Notes:
CHIQUITA Stormwater - 15wd TAT or less if at all possible. No decanting.

Sample ID	Collected	Lab ID	# Cont.	Matrix	Analysis Requested	Comment
OUTLET	11-FEB-2026 09:05	552880-001	1	Water	EPA 8290 - 2,3,7,8-TCDD Only	

Notes:	Relinquished By:	Received By:
	[signature]	[signature]
	Date: 2·11·26 14:55	Date: 02/12/26 0951
	Date:	Date:
	Date:	Date:

CoC/Label Reconciliation Report WO# 2602134

LabNumber	CoC Sample ID		SampleAlias	Sample Date/Time		Container	BaseMatrix	Sample Comments
2602134-01	A OUTLET	☑	552880-001	11-Feb-26 09:05	☑	Amber Glass NM Bottle, 1L	Aqueous	

Checkmarks indicate that information on the COC reconciled with the sample label.
Any discrepancies are noted in the following columns.

CONDITION	Yes	No	NA
Sample Container Intact?	✓		
Sample Container(s) Custody Seals Intact?			✓
Custody Seals On Cooler Intact?			✓
Adequate Sample Volume?	✓		
Container Type Appropriate for Analysis(es)?	✓		

Comments: No back up volume

Preservation Documented: Na2S2O3 Trizma NH4CH3CO2 (None) Other

Verifed by/Date: JT 02/12/26
XA 02/12/26

Enthalpy Analytical
931 West Barkley Ave
Orange, CA 92868
(714) 771-6900

enthalpy.com

Lab Job Number : 553108
Report Level : II
Report Date : 02/14/2026

Analytical Report *prepared for:*

Kyle Lapic
CTEH Chiquita Canyon Landfill - PROJ-037507
5120 Northshore Drive
North Little Rock, AR 72118

Project: WC CHIQUITACANYON LF - Waste Connections Chiquita Canyon LF - WESTERN INLET

Authorized for release by:



David Tripp, Project Manager
657-581-4710
david.tripp@enthalpy.com

This data package has been reviewed for technical correctness and completeness. Release of this data has been authorized by the Laboratory Manager or the Manager's designee, as verified by the above signature which applies to this PDF file as well as any associated electronic data deliverable files. The results contained in this report meet all requirements of NELAP and pertain only to those samples which were submitted for analysis. This report may be reproduced only in its entirety.

CA ELAP# 1338, CA ELAP #1338-S1, NELAP# 4038, SCAQMD LAP# 18LA0518, LACSD ID# 10105, ORELAP# 4197

ENTHALPY ANALYTICAL

Sample Summary

Kyle Lapic CTEH Chiquita Canyon Landfill - PROJ-037507 5120 Northshore Drive North Little Rock, AR 72118	Lab Job #: Project No: Location: Date Received:	553108 WC CHIQUITACANYON LF Waste Connections Chiquita Canyon LF - WESTERN INLET 02/13/26

Sample ID	Lab ID	Collected	Matrix
CACA260212Z-WESTERN-INLET	553108-001	02/12/26 09:05	Water

ENTHALPY ANALYTICAL

Case Narrative

CTEH Chiquita Canyon Landfill - PROJ-037507 5120 Northshore Drive North Little Rock, AR 72118 Kyle Lapic	Lab Job Number: 553108 Project No: WC CHIQUITACANYON LF Location: Waste Connections Chiquita Canyon LF - DAILY (Add'l SW Only) Date Received: 02/13/26

This data package contains sample and QC results for one water sample, requested for the above referenced project on 02/13/26. The sample was received in good condition.

Volatile Organics by GC/MS (EPA 8260B):

- High recovery was observed for 2-butanone in the MS of CACA260212Z-WESTERN-INLET (lab # 553108-001); the LCS was within limits, the associated RPD was within limits, and this analyte was not detected at or above the RL in the associated sample.
- CACA260212Z-WESTERN-INLET (lab # 553108-001) was diluted due to foaming. Foaming during the purge cycle may cause severe contamination of the analytical system, leading to poor data quality, low analyte recovery, and increased instrument maintenance. Dilution was necessary to mitigate those potential outcomes.
- CACA260212Z-WESTERN-INLET (lab # 553108-001) had pH greater than 2.
- No other analytical problems were encountered.

Semivolatile Organics by GC/MS (EPA 8270E):

- Response exceeding the instrument's linear range was observed for 3-,4-methylphenol in CACA260212Z-WESTERN-INLET (lab # 553108-001); affected data was qualified with "E".
- High surrogate recovery was observed for nitrobenzene-d5 in CACA260212Z-WESTERN-INLET (lab # 553108-001).
- No other analytical problems were encountered.

Metals (EPA 6010B and EPA 7470A):

No analytical problems were encountered.

Closed-Cup Ignitability (Flashpoint) (EPA 1010):

- Sample results preceded by '>' do not meet the definition of an ignitable waste as defined in 40 CFR 261.21 and 22 CCR 66261.
- No analytical problems were encountered.

pH of Aqueous and non-Aqueous Samples (EPA 9040B):

No analytical problems were encountered.

ENTHALPY ANALYTICAL

Detection Summary

Kyle Lapic
CTEH Chiquita Canyon Landfill - PROJ-037507
5120 Northshore Drive
North Little Rock, AR 72118

Lab Job #: 553108
Project No: WC CHIQUITACANYON LF
Location: Waste Connections Chiquita Canyon LF - WESTERN INLET
Date Received: 02/13/26

Sample ID: CACA260212Z-WESTERN-INLET | **Lab ID:** 553108-001 | **Matrix:** Water | **Collected:** 02/12/26 09:05

553108-001 Analyte	Result	Qual	Units	RL	MDL
Method: EPA 1010					
Flash Point	**>203**		deg F		
Method: EPA 6010B Prep Method: EPA 3015A					
Arsenic	**0.082**	J	mg/L	0.10	0.064
Barium	**0.98**		mg/L	0.10	0.0044
Chromium	**0.078**	J	mg/L	0.10	0.0085
Cobalt	**0.014**	J	mg/L	0.050	0.0034
Nickel	**0.016**	J	mg/L	0.10	0.012
Silver	**0.013**	J	mg/L	0.050	0.0070
Vanadium	**0.048**	J	mg/L	0.10	0.013
Zinc	**0.13**	J	mg/L	0.50	0.021
Method: EPA 8260B Prep Method: EPA 5030B					
2-Butanone	**0.2**	J	mg/L	1.0	0.01
Method: EPA 8270E Prep Method: EPA 3510C					
Pyridine	**0.011**	J	mg/L	0.019	0.0054
2-Methylphenol	**0.017**	J	mg/L	0.019	0.0062
3-,4-Methylphenol	**1.2**	E	mg/L	0.019	0.0058
Method: EPA 9040B					
pH	**6.93**	H	SU		
Temperature	**20.40**	H	deg C	1.00	

> Value exceeds indicated concentration
E Response exceeds instrument's linear range
H Holding time was exceeded
J Estimated value

Results for any subcontracted analyses are not included in this summary. Data qualifiers and additional information necessary for the interpretation of the test results are contained in the PDF file and may not be included in this summary.

ENTHALPY ANALYTICAL

Chain of Custody Record

Lab No:

Page: 1 of 1

Turn Around Time (rush by advanced notice only)

Standard:		5 Day:		3 Day:	
2 Day:		1 Day:	X	Custom TAT:	

Enthalpy Analytical - Orange

931 W. Barkley Avenue, Orange, CA 92868

Phone 714-771-6900

Matrix: A = Air S = Soil/Solid W = Water DW = Drinking Wate SD = Sediment PP = Pure Product SEA = Sea Water SW = Swab T = Tissue WP = Wipe O = Other

Preservatives: 1 = $Na_2S_2O_3$ 2 = HCl 3 = HNO_3 4 = H_2SO_4 5 = NaOH 6 = Other

Sample Receipt Temp:

(lab use only)

CUSTOMER INFORMATION		PROJECT INFORMATION	
Company:	CTEH	LIMS Account:	**CTEH-CHIQUITA**
Report To:	Kyle Lapic	**LIMS Proj. Name:**	WC CHIQUITACANYON LF
Email:	labresults@cteh.com	Project #:	Proj-037507
Address:	5120 North Shore Drive	P.O. #:	PO-4050-24-00351
	North Little Rock, AR 72118	Address:	29201 Henry Mayo Dr., Castaic, CA
Phone:	504-616-2427	Global ID:	
Fax:		**Sampled By:**	GA, CH

Analysis Request

Test Instructions / Comments

DAILY LEACHATES

For reporting total concentrations on TCLP List analytes.

HOLD samples for further process, as needed. Then return to Chiquita Canyon LF.

Email report to:

kylapic@montrose-env.com

labresults@cteh.com; et al.

	Sample ID	Sampling Date	Sampling Time	Matrix	Container No. / Size	Pres.	6010/7470 T22 Metals	EPA 8260 VOCS	EPA 8270 SVOCS	FLASHPOINT 1010	EPA 9040b (pH)					
1	CACA260212Z-WESTERN-INLET	02/12/26	0905	W	5	6	X	X	X	X	X					
2																
3																
4																
5																
6																
7																
8																
9																
10																

Login 553108

	Signature	Print Name	Company / Title	Date / Time
1 Relinquished By:	[signature]	G. Alvarenga	CTEH	2/13/26 7:10
1 Received By:	[signature]	JKR	EA	2/13/26 0730
2 Relinquished By:				
2 Received By:				
3 Relinquished By:				
3 Received By:				

SAMPLE RECEIPT CHECKLIST

Section 1: General Info

Date Received: 2/13/26 WO# 553108 Client: CTEH - Chiquita

Section 2: Shipping / Custody **Are custody seals present?** ☐ Yes ☒ No

Custody seals intact on arrival? ■ N/A ☐ Yes ☐ No ☐ On cooler / box ☐ On samples

☐ Courier ■ Walk-In ☐ Field Sampling ☐ Shipping Info: _____

Section 3a: Condition / Packaging ☐ **Outside 0.0 - 6.0°C (0.0 - 10.0°C for microbiology) (PM notified)**

Date Opened 2/13/26 By (initials) JXR Type of ice used: ■ Wet ☐ Blue/Gel ☐ None

☐ Samples received on ice directly from the field; cooling process had begun. (if checked, skip temperatures)

☐ Sample matrix doesn't require cooling (e.g. air, bulk PCB). (if checked, skip temperatures)

If no cooler: Observed/Adjusted Temp (°C): _____ / _____ Thermometer/IR Gun: IR 10 CF: +0.2

Cooler Temp (°C) #1: 2.7 / 2.5 #2: ____/____ #3: ____/____ #4: ____/____ #5: ____/____ #6: ____/____

Section 3b: Microbiology Samples ■ **No microbiology samples submitted (skip 3b)**

☐ Within temp range 0.0 - 10.0°C or received on ice directly from field.

☐ Adequate headspace for microbiology analysis.

Section 3c: Air Samples ■ **No air samples submitted (skip 3c)**

☐ 1.4L Canisters ☐ 6L Canisters ☐ Tedlar Bags ☐ MCE Cassettes ☐ Sorbent Tubes ☐ Other _____

Section 4: Containers / Labels / Samples	YES	NO	N/A
1) Were custody papers present, filled properly, and legible?	X		
2) Is the sampler's name present on the CoC?	X		
3) Were containers received in good condition (unbroken / unopened / uncompromised)?	X		
4) Were the samples bagged? (required for microbiology samples; recommended for soil samples)	X		
5) Were all of, and only, the correct samples received?	X		
6) Are sample labels present, legible, and in agreement with the CoC?	✓		
7) Does the container count match the CoC?	X		
8) Was sufficient sample volume / mass received for the analyses requested?	X		
9) Were samples received in proper containers for the analyses requested?	X		
10) Were samples received with > 1/2 holding time remaining?	X		
11) Are samples properly preserved as indicated by CoC / labels?	X		
12) Unpreserved VOAs received - If necessary, was the hold time changed in LIMS?			X
13) Are VOA vials free from headspace/bubbles > 6mm?		✓	

Section 5: Explanations / Comments

(If no comments are made, then no discrepancies noted.)

1/2 Headspace > 6mm sample 001

☐ **No additional discrepancies**

Date Logged 2/12/26 **By (print)** ABD **(sign)** AdDs

Date Labeled 2/13/26 **By (print)** _____ **(sign)** _____

ENTHALPY ANALYTICAL

Analysis Results for 553108

Kyle Lapic
CTEH Chiquita Canyon Landfill - PROJ-037507
5120 Northshore Drive
North Little Rock, AR 72118

Lab Job #: 553108
Project No: WC CHIQUITACANYON LF
Location: Waste Connections Chiquita Canyon LF - WESTERN INLET
Date Received: 02/13/26

Sample ID: CACA260212Z-WESTERN-INLET | **Lab ID:** 553108-001 | **Matrix:** Water | **Collected:** 02/12/26 09:05

553108-001 Analyte	Result	Qual	Units	RL	MDL	DF	Batch	Prepared	Analyzed	Chemist
Method: EPA 1010										
Flash Point	**>203**		deg F			1	395374	02/14/26	02/14/26	ARM
Method: EPA 6010B Prep Method: EPA 3015A										
Antimony	ND		mg/L	0.30	0.078	10	395311	02/13/26	02/13/26	SBW
Arsenic	**0.082**	J	mg/L	0.10	0.064	10	395311	02/13/26	02/13/26	SBW
Barium	**0.98**		mg/L	0.10	0.0044	10	395311	02/13/26	02/13/26	SBW
Beryllium	ND		mg/L	0.050	0.0034	10	395311	02/13/26	02/13/26	SBW
Cadmium	ND		mg/L	0.050	0.0021	10	395311	02/13/26	02/13/26	SBW
Chromium	**0.078**	J	mg/L	0.10	0.0085	10	395311	02/13/26	02/13/26	SBW
Cobalt	**0.014**	J	mg/L	0.050	0.0034	10	395311	02/13/26	02/13/26	SBW
Copper	ND		mg/L	0.10	0.021	10	395311	02/13/26	02/13/26	SBW
Lead	ND		mg/L	0.10	0.022	10	395311	02/13/26	02/13/26	SBW
Molybdenum	ND		mg/L	0.10	0.023	10	395311	02/13/26	02/13/26	SBW
Nickel	**0.016**	J	mg/L	0.10	0.012	10	395311	02/13/26	02/13/26	SBW
Selenium	ND		mg/L	0.30	0.051	10	395311	02/13/26	02/13/26	SBW
Silver	**0.013**	J	mg/L	0.050	0.0070	10	395311	02/13/26	02/13/26	SBW
Thallium	ND		mg/L	0.30	0.036	10	395311	02/13/26	02/13/26	SBW
Vanadium	**0.048**	J	mg/L	0.10	0.013	10	395311	02/13/26	02/13/26	SBW
Zinc	**0.13**	J	mg/L	0.50	0.021	10	395311	02/13/26	02/13/26	SBW
Method: EPA 7470A Prep Method: EPA 7470A										
Mercury	ND		mg/L	0.080	0.018	200	395295	02/13/26	02/13/26	MLL
Method: EPA 8260B Prep Method: EPA 5030B										
Vinyl Chloride	ND		mg/L	0.05	0.001	10	395391	02/14/26	02/14/26	HMN
1,1-Dichloroethene	ND		mg/L	0.05	0.001	10	395391	02/14/26	02/14/26	HMN
2-Butanone	**0.2**	J	mg/L	1.0	0.01	10	395391	02/14/26	02/14/26	HMN
Chloroform	ND		mg/L	0.05	0.0008	10	395391	02/14/26	02/14/26	HMN
Carbon Tetrachloride	ND		mg/L	0.05	0.001	10	395391	02/14/26	02/14/26	HMN
1,2-Dichloroethane	ND		mg/L	0.05	0.002	10	395391	02/14/26	02/14/26	HMN
Benzene	ND		mg/L	0.05	0.001	10	395391	02/14/26	02/14/26	HMN
Trichloroethene	ND		mg/L	0.05	0.001	10	395391	02/14/26	02/14/26	HMN
Tetrachloroethene	ND		mg/L	0.05	0.002	10	395391	02/14/26	02/14/26	HMN
Chlorobenzene	ND		mg/L	0.05	0.001	10	395391	02/14/26	02/14/26	HMN
1,4-Dichlorobenzene	ND		mg/L	0.05	0.002	10	395391	02/14/26	02/14/26	HMN
Surrogates				**Limits**						
Dibromofluoromethane	100%		%REC	70-130		10	395391	02/14/26	02/14/26	HMN
1,2-Dichloroethane-d4	100%		%REC	70-130		10	395391	02/14/26	02/14/26	HMN
Toluene-d8	100%		%REC	70-130		10	395391	02/14/26	02/14/26	HMN
Bromofluorobenzene	101%		%REC	70-130		10	395391	02/14/26	02/14/26	HMN

Results for any subcontracted analyses are not included in this section.

ENTHALPY ANALYTICAL

Analysis Results for 553108

553108-001 Analyte	Result	Qual	Units	RL	MDL	DF	Batch	Prepared	Analyzed	Chemist
Method: EPA 8270E Prep Method: EPA 3510C										
Pyridine	**0.011**	J	mg/L	0.019	0.0054	1.9	395350	02/13/26	02/14/26	TJW
2-Methylphenol	**0.017**	J	mg/L	0.019	0.0062	1.9	395350	02/13/26	02/14/26	TJW
3-,4-Methylphenol	**1.2**	E	mg/L	0.019	0.0058	1.9	395350	02/13/26	02/14/26	TJW
Hexachloroethane	ND		mg/L	0.019	0.0058	1.9	395350	02/13/26	02/14/26	TJW
Nitrobenzene	ND		mg/L	0.048	0.016	1.9	395350	02/13/26	02/14/26	TJW
Hexachlorobutadiene	ND		mg/L	0.019	0.0043	1.9	395350	02/13/26	02/14/26	TJW
2,4,6-Trichlorophenol	ND		mg/L	0.019	0.0078	1.9	395350	02/13/26	02/14/26	TJW
2,4,5-Trichlorophenol	ND		mg/L	0.019	0.0071	1.9	395350	02/13/26	02/14/26	TJW
2,4-Dinitrotoluene	ND		mg/L	0.019	0.0082	1.9	395350	02/13/26	02/14/26	TJW
Hexachlorobenzene	ND		mg/L	0.019	0.0058	1.9	395350	02/13/26	02/14/26	TJW
Pentachlorophenol	ND		mg/L	0.048	0.011	1.9	395350	02/13/26	02/14/26	TJW
Surrogates				**Limits**						
2-Fluorophenol	52%		%REC	15-120		1.9	395350	02/13/26	02/14/26	TJW
Phenol-d6	93%		%REC	15-120		1.9	395350	02/13/26	02/14/26	TJW
2,4,6-Tribromophenol	78%		%REC	15-140		1.9	395350	02/13/26	02/14/26	TJW
Nitrobenzene-d5	125%	*	%REC	15-123		1.9	395350	02/13/26	02/14/26	TJW
2-Fluorobiphenyl	54%		%REC	15-120		1.9	395350	02/13/26	02/14/26	TJW
Terphenyl-d14	77%		%REC	15-120		1.9	395350	02/13/26	02/14/26	TJW
Method: EPA 9040B										
pH	**6.93**	H	SU			1	395378	02/14/26	02/14/26	ARM
Temperature	**20.40**	H	deg C	1.00		1	395378	02/14/26	02/14/26	ARM

* Value is outside QC limits
> Value exceeds indicated concentration
E Response exceeds instrument's linear range
H Holding time was exceeded
J Estimated value
ND Not Detected

Results for any subcontracted analyses are not included in this section.

ENTHALPY ANALYTICAL

Batch QC

Type: Blank	**Lab ID:** QC1340401	**Batch:** 395311
Matrix: Water	**Method:** EPA 6010B	**Prep Method:** EPA 3015A

QC1340401 Analyte	Result	Qual	Units	RL	MDL	Prepared	Analyzed
Antimony	ND		mg/L	0.030	0.0078	02/13/26	02/13/26
Arsenic	ND		mg/L	0.010	0.0064	02/13/26	02/13/26
Barium	ND		mg/L	0.010	0.00044	02/13/26	02/13/26
Beryllium	ND		mg/L	0.0050	0.00034	02/13/26	02/13/26
Cadmium	ND		mg/L	0.0050	0.00021	02/13/26	02/13/26
Chromium	ND		mg/L	0.010	0.00085	02/13/26	02/13/26
Cobalt	ND		mg/L	0.0050	0.00034	02/13/26	02/13/26
Copper	ND		mg/L	0.010	0.0021	02/13/26	02/13/26
Lead	ND		mg/L	0.010	0.0022	02/13/26	02/13/26
Molybdenum	ND		mg/L	0.010	0.0023	02/13/26	02/13/26
Nickel	ND		mg/L	0.010	0.0012	02/13/26	02/13/26
Selenium	ND		mg/L	0.030	0.0051	02/13/26	02/13/26
Silver	ND		mg/L	0.0050	0.00070	02/13/26	02/13/26
Thallium	ND		mg/L	0.030	0.0036	02/13/26	02/13/26
Vanadium	ND		mg/L	0.010	0.0013	02/13/26	02/13/26
Zinc	ND		mg/L	0.050	0.0021	02/13/26	02/13/26

Type: Lab Control Sample	**Lab ID:** QC1340402	**Batch:** 395311
Matrix: Water	**Method:** EPA 6010B	**Prep Method:** EPA 3015A

QC1340402 Analyte	Result	Spiked	Units	Recovery	Qual	Limits
Antimony	0.3690	0.4000	mg/L	92%		80-120
Arsenic	0.3545	0.4000	mg/L	89%		80-120
Barium	0.3687	0.4000	mg/L	92%		80-120
Beryllium	0.3673	0.4000	mg/L	92%		80-120
Cadmium	0.3614	0.4000	mg/L	90%		80-120
Chromium	0.3646	0.4000	mg/L	91%		80-120
Cobalt	0.3703	0.4000	mg/L	93%		80-120
Copper	0.3546	0.4000	mg/L	89%		80-120
Lead	0.3784	0.4000	mg/L	95%		80-120
Molybdenum	0.3633	0.4000	mg/L	91%		80-120
Nickel	0.3673	0.4000	mg/L	92%		80-120
Selenium	0.3492	0.4000	mg/L	87%		80-120
Silver	0.1669	0.2000	mg/L	83%		80-120
Thallium	0.3786	0.4000	mg/L	95%		80-120
Vanadium	0.3793	0.4000	mg/L	95%		80-120
Zinc	0.3722	0.4000	mg/L	93%		80-120

ENTHALPY ANALYTICAL

Batch QC

Type:	Matrix Spike	Lab ID:	QC1340403	Batch:	395311
Matrix (Source ID):	Water (553107-001)	Method:	EPA 6010B	Prep Method:	EPA 3015A

QC1340403 Analyte	Result	Source Sample Result	Spiked	Units	Recovery	Qual	Limits	DF
Antimony	3.683	ND	4.000	mg/L	92%		75-125	10
Arsenic	3.922	0.2949	4.000	mg/L	91%		75-125	10
Barium	5.872	2.307	4.000	mg/L	89%		75-125	10
Beryllium	3.615	0.004522	4.000	mg/L	90%		75-125	10
Cadmium	3.454	ND	4.000	mg/L	86%		75-125	10
Chromium	3.854	0.2842	4.000	mg/L	89%		75-125	10
Cobalt	3.622	0.02258	4.000	mg/L	90%		75-125	10
Copper	3.624	ND	4.000	mg/L	91%		75-125	10
Lead	3.574	0.03607	4.000	mg/L	88%		75-125	10
Molybdenum	3.647	0.04567	4.000	mg/L	90%		75-125	10
Nickel	3.588	0.05313	4.000	mg/L	88%		75-125	10
Selenium	3.687	ND	4.000	mg/L	92%		75-125	10
Silver	1.677	0.008096	2.000	mg/L	83%		75-125	10
Thallium	3.450	ND	4.000	mg/L	86%		75-125	10
Vanadium	3.880	0.1067	4.000	mg/L	94%		75-125	10
Zinc	5.308	1.707	4.000	mg/L	90%		75-125	10

Type:	Matrix Spike Duplicate	Lab ID:	QC1340404	Batch:	395311
Matrix (Source ID):	Water (553107-001)	Method:	EPA 6010B	Prep Method:	EPA 3015A

QC1340404 Analyte	Result	Source Sample Result	Spiked	Units	Recovery	Qual	Limits	RPD	RPD Lim	DF
Antimony	3.634	ND	4.000	mg/L	91%		75-125	1	20	10
Arsenic	3.885	0.2949	4.000	mg/L	90%		75-125	1	20	10
Barium	5.819	2.307	4.000	mg/L	88%		75-125	1	20	10
Beryllium	3.577	0.004522	4.000	mg/L	89%		75-125	1	20	10
Cadmium	3.415	ND	4.000	mg/L	85%		75-125	1	20	10
Chromium	3.806	0.2842	4.000	mg/L	88%		75-125	1	20	10
Cobalt	3.572	0.02258	4.000	mg/L	89%		75-125	1	20	10
Copper	3.568	ND	4.000	mg/L	89%		75-125	2	20	10
Lead	3.535	0.03607	4.000	mg/L	87%		75-125	1	20	10
Molybdenum	3.581	0.04567	4.000	mg/L	88%		75-125	2	20	10
Nickel	3.544	0.05313	4.000	mg/L	87%		75-125	1	20	10
Selenium	3.649	ND	4.000	mg/L	91%		75-125	1	20	10
Silver	1.652	0.008096	2.000	mg/L	82%		75-125	2	20	10
Thallium	3.400	ND	4.000	mg/L	85%		75-125	1	20	10
Vanadium	3.829	0.1067	4.000	mg/L	93%		75-125	1	20	10
Zinc	5.262	1.707	4.000	mg/L	89%		75-125	1	20	10

ENTHALPY ANALYTICAL

Batch QC

Type:	Serial Dilution	Lab ID:	QC1340445	Batch:	395311
Matrix (Source ID):	Water (553107-001)	Method:	EPA 6010B	Prep Method:	EPA 3015A

QC1340445 Analyte	Result	Source Sample Result	Units	Qual	RPD	RPD Lim	DF
Antimony	ND	ND	mg/L				50
Arsenic	0.4397	0.2949	mg/L	J			50
Barium	2.235	2.307	mg/L				50
Beryllium	ND	0.004522	mg/L				50
Cadmium	ND	ND	mg/L				50
Chromium	0.2640	0.2842	mg/L	J			50
Cobalt	0.03079	0.02258	mg/L	J			50
Copper	ND	ND	mg/L				50
Lead	ND	0.03607	mg/L				50
Molybdenum	ND	0.04567	mg/L				50
Nickel	ND	0.05313	mg/L				50
Selenium	ND	ND	mg/L				50
Silver	ND	0.008096	mg/L				50
Thallium	ND	ND	mg/L				50
Vanadium	0.1367	0.1067	mg/L	J			50
Zinc	1.671	1.707	mg/L	J			50

Type:	Blank	Lab ID:	QC1340323	Batch:	395295
Matrix:	Water	Method:	EPA 7470A	Prep Method:	EPA 7470A

QC1340323 Analyte	Result	Qual	Units	RL	MDL	Prepared	Analyzed
Mercury	ND		mg/L	0.00040	0.000091	02/13/26	02/13/26

Type:	Lab Control Sample	Lab ID:	QC1340324	Batch:	395295
Matrix:	Water	Method:	EPA 7470A	Prep Method:	EPA 7470A

QC1340324 Analyte	Result	Spiked	Units	Recovery	Qual	Limits
Mercury	0.004972	0.005000	mg/L	99%		80-120

Type:	Matrix Spike	Lab ID:	QC1340325	Batch:	395295
Matrix (Source ID):	Water (553108-001)	Method:	EPA 7470A	Prep Method:	EPA 7470A

QC1340325 Analyte	Result	Source Sample Result	Spiked	Units	Recovery	Qual	Limits	DF
Mercury	0.9793	ND	1.000	mg/L	98%		75-125	200

Type:	Matrix Spike Duplicate	Lab ID:	QC1340326	Batch:	395295
Matrix (Source ID):	Water (553108-001)	Method:	EPA 7470A	Prep Method:	EPA 7470A

QC1340326 Analyte	Result	Source Sample Result	Spiked	Units	Recovery	Qual	Limits	RPD	RPD Lim	DF
Mercury	0.9808	ND	1.000	mg/L	98%		75-125	0	20	200

ENTHALPY ANALYTICAL

Batch QC

Type: Lab Control Sample	Lab ID: QC1340672	Batch: 395391
Matrix: Water	Method: EPA 8260B	Prep Method: EPA 5030B

QC1340672 Analyte	Result	Spiked	Units	Recovery	Qual	Limits
Vinyl Chloride	0.04994	0.05000	mg/L	100%		70-131
1,1-Dichloroethene	0.05003	0.05000	mg/L	100%		69-128
2-Butanone	0.1210	0.1250	mg/L	97%		58-139
Chloroform	0.04934	0.05000	mg/L	99%		73-125
Carbon Tetrachloride	0.05238	0.05000	mg/L	105%		70-130
1,2-Dichloroethane	0.04853	0.05000	mg/L	97%		71-121
Benzene	0.04885	0.05000	mg/L	98%		76-121
Trichloroethene	0.05317	0.05000	mg/L	106%		76-124
Tetrachloroethene	0.05140	0.05000	mg/L	103%		75-125
Chlorobenzene	0.05202	0.05000	mg/L	104%		78-120
1,4-Dichlorobenzene	0.05496	0.05000	mg/L	110%		77-120
Surrogates						
Dibromofluoromethane	0.05000	0.05000	mg/L	100%		70-130
1,2-Dichloroethane-d4	0.04923	0.05000	mg/L	98%		70-130
Toluene-d8	0.05209	0.05000	mg/L	104%		70-130
Bromofluorobenzene	0.05229	0.05000	mg/L	105%		70-130

Type: Blank	Lab ID: QC1340677	Batch: 395391
Matrix: Water	Method: EPA 8260B	Prep Method: EPA 5030B

QC1340677 Analyte	Result	Qual	Units	RL	MDL	Prepared	Analyzed
Vinyl Chloride	ND		mg/L	0.005	0.0001	02/14/26	02/14/26
1,1-Dichloroethene	ND		mg/L	0.005	0.0001	02/14/26	02/14/26
2-Butanone	ND		mg/L	0.1	0.001	02/14/26	02/14/26
Chloroform	ND		mg/L	0.005	0.00008	02/14/26	02/14/26
Carbon Tetrachloride	ND		mg/L	0.005	0.0001	02/14/26	02/14/26
1,2-Dichloroethane	ND		mg/L	0.005	0.0002	02/14/26	02/14/26
Benzene	ND		mg/L	0.005	0.0001	02/14/26	02/14/26
Trichloroethene	ND		mg/L	0.005	0.0001	02/14/26	02/14/26
Tetrachloroethene	ND		mg/L	0.005	0.0002	02/14/26	02/14/26
Chlorobenzene	ND		mg/L	0.005	0.0001	02/14/26	02/14/26
1,4-Dichlorobenzene	ND		mg/L	0.005	0.0002	02/14/26	02/14/26
Surrogates				**Limits**			
Dibromofluoromethane	100%		%REC	70-130		02/14/26	02/14/26
1,2-Dichloroethane-d4	100%		%REC	70-130		02/14/26	02/14/26
Toluene-d8	100%		%REC	70-130		02/14/26	02/14/26
Bromofluorobenzene	100%		%REC	70-130		02/14/26	02/14/26

ENTHALPY ANALYTICAL

Batch QC

Type:	Matrix Spike	Lab ID:	QC1340697	Batch:	395391
Matrix (Source ID):	Water (553108-001)	Method:	EPA 8260B	Prep Method:	EPA 5030B

QC1340697 Analyte	Result	Source Sample Result	Spiked	Units	Recovery	Qual	Limits	DF
Vinyl Chloride	0.2012	ND	0.2000	mg/L	101%		64-128	10
1,1-Dichloroethene	0.2089	ND	0.2000	mg/L	104%		62-131	10
2-Butanone	0.9521	0.1540	0.5000	mg/L	160%	*	48-157	10
Chloroform	0.2160	ND	0.2000	mg/L	108%		67-127	10
Carbon Tetrachloride	0.2164	ND	0.2000	mg/L	108%		70-140	10
1,2-Dichloroethane	0.2131	ND	0.2000	mg/L	107%		68-122	10
Benzene	0.2086	ND	0.2000	mg/L	104%		70-123	10
Trichloroethene	0.2271	ND	0.2000	mg/L	114%		65-131	10
Tetrachloroethene	0.2274	ND	0.2000	mg/L	114%		65-132	10
Chlorobenzene	0.2256	ND	0.2000	mg/L	113%		72-121	10
1,4-Dichlorobenzene	0.2383	ND	0.2000	mg/L	119%		71-122	10
Surrogates								
Dibromofluoromethane	0.4931		0.5000	mg/L	99%		70-130	10
1,2-Dichloroethane-d4	0.4946		0.5000	mg/L	99%		70-130	10
Toluene-d8	0.5127		0.5000	mg/L	103%		70-130	10
Bromofluorobenzene	0.5092		0.5000	mg/L	102%		70-130	10

Type:	Matrix Spike Duplicate	Lab ID:	QC1340698	Batch:	395391
Matrix (Source ID):	Water (553108-001)	Method:	EPA 8260B	Prep Method:	EPA 5030B

QC1340698 Analyte	Result	Source Sample Result	Spiked	Units	Recovery	Qual	Limits	RPD	RPD Lim	DF
Vinyl Chloride	0.1822	ND	0.2000	mg/L	91%		64-128	10	29	10
1,1-Dichloroethene	0.1922	ND	0.2000	mg/L	96%		62-131	8	31	10
2-Butanone	0.8551	0.1540	0.5000	mg/L	140%		48-157	11	30	10
Chloroform	0.1978	ND	0.2000	mg/L	99%		67-127	9	30	10
Carbon Tetrachloride	0.2012	ND	0.2000	mg/L	101%		70-140	7	32	10
1,2-Dichloroethane	0.1961	ND	0.2000	mg/L	98%		68-122	8	29	10
Benzene	0.1914	ND	0.2000	mg/L	96%		70-123	9	31	10
Trichloroethene	0.2063	ND	0.2000	mg/L	103%		65-131	10	31	10
Tetrachloroethene	0.2051	ND	0.2000	mg/L	103%		65-132	10	31	10
Chlorobenzene	0.2021	ND	0.2000	mg/L	101%		72-121	11	29	10
1,4-Dichlorobenzene	0.2167	ND	0.2000	mg/L	108%		71-122	9	29	10
Surrogates										
Dibromofluoromethane	0.4996		0.5000	mg/L	100%		70-130			10
1,2-Dichloroethane-d4	0.5000		0.5000	mg/L	100%		70-130			10
Toluene-d8	0.5103		0.5000	mg/L	102%		70-130			10
Bromofluorobenzene	0.5169		0.5000	mg/L	103%		70-130			10

ENTHALPY ANALYTICAL

Batch QC

Type: Blank	**Lab ID:** QC1340542	**Batch:** 395350
Matrix: Water	**Method:** EPA 8270E	**Prep Method:** EPA 3510C

QC1340542 Analyte	Result	Qual	Units	RL	MDL	Prepared	Analyzed
Pyridine	ND		mg/L	0.010	0.0028	02/13/26	02/13/26
2-Methylphenol	ND		mg/L	0.010	0.0032	02/13/26	02/13/26
3-,4-Methylphenol	ND		mg/L	0.010	0.0030	02/13/26	02/13/26
Hexachloroethane	ND		mg/L	0.010	0.0030	02/13/26	02/13/26
Nitrobenzene	ND		mg/L	0.025	0.0084	02/13/26	02/13/26
Hexachlorobutadiene	ND		mg/L	0.010	0.0022	02/13/26	02/13/26
2,4,6-Trichlorophenol	ND		mg/L	0.010	0.0041	02/13/26	02/13/26
2,4,5-Trichlorophenol	ND		mg/L	0.010	0.0037	02/13/26	02/13/26
2,4-Dinitrotoluene	ND		mg/L	0.010	0.0043	02/13/26	02/13/26
Hexachlorobenzene	ND		mg/L	0.010	0.0030	02/13/26	02/13/26
Pentachlorophenol	ND		mg/L	0.025	0.0057	02/13/26	02/13/26
Surrogates				**Limits**			
2-Fluorophenol	42%		%REC	15-120		02/13/26	02/13/26
Phenol-d6	26%		%REC	15-120		02/13/26	02/13/26
2,4,6-Tribromophenol	54%		%REC	15-140		02/13/26	02/13/26
Nitrobenzene-d5	57%		%REC	15-123		02/13/26	02/13/26
2-Fluorobiphenyl	55%		%REC	15-120		02/13/26	02/13/26
Terphenyl-d14	68%		%REC	15-120		02/13/26	02/13/26

Type: Lab Control Sample	**Lab ID:** QC1340543	**Batch:** 395350
Matrix: Water	**Method:** EPA 8270E	**Prep Method:** EPA 3510C

QC1340543 Analyte	Result	Spiked	Units	Recovery	Qual	Limits
Pyridine	0.03708	0.07500	mg/L	49%		13-120
2-Methylphenol	0.04705	0.07500	mg/L	63%		44-120
3-,4-Methylphenol	0.04507	0.07500	mg/L	60%		40-120
Hexachloroethane	0.04275	0.07500	mg/L	57%		33-120
Nitrobenzene	0.05193	0.07500	mg/L	69%		51-120
Hexachlorobutadiene	0.03836	0.07500	mg/L	51%		30-120
2,4,6-Trichlorophenol	0.05317	0.07500	mg/L	71%		60-122
2,4,5-Trichlorophenol	0.05184	0.07500	mg/L	69%		62-124
2,4-Dinitrotoluene	0.05540	0.07500	mg/L	74%		69-127
Hexachlorobenzene	0.04782	0.07500	mg/L	64%		62-120
Pentachlorophenol	0.05174	0.07500	mg/L	69%		51-120
Surrogates						
2-Fluorophenol	0.01725	0.04000	mg/L	43%		15-120
Phenol-d6	0.01154	0.04000	mg/L	29%		15-120
2,4,6-Tribromophenol	0.02688	0.04000	mg/L	67%		15-140
Nitrobenzene-d5	0.02551	0.04000	mg/L	64%		15-123
2-Fluorobiphenyl	0.02315	0.04000	mg/L	58%		15-120
Terphenyl-d14	0.02726	0.04000	mg/L	68%		15-120

ENTHALPY ANALYTICAL

Batch QC

Type:	**Lab Control Sample Duplicate**	**Lab ID:**	**QC1340544**	**Batch:**	**395350**
Matrix:	**Water**	**Method:**	**EPA 8270E**	**Prep Method:**	**EPA 3510C**

QC1340544 Analyte	Result	Spiked	Units	Recovery	Qual	Limits	RPD	RPD Lim
Pyridine	0.03318	0.07500	mg/L	44%		13-120	11	62
2-Methylphenol	0.04431	0.07500	mg/L	59%		44-120	6	51
3-,4-Methylphenol	0.04168	0.07500	mg/L	56%		40-120	8	51
Hexachloroethane	0.03866	0.07500	mg/L	52%		33-120	10	59
Nitrobenzene	0.05005	0.07500	mg/L	67%		51-120	4	52
Hexachlorobutadiene	0.03491	0.07500	mg/L	47%		30-120	9	58
2,4,6-Trichlorophenol	0.05088	0.07500	mg/L	68%		60-122	4	49
2,4,5-Trichlorophenol	0.05403	0.07500	mg/L	72%		62-124	4	46
2,4-Dinitrotoluene	0.05500	0.07500	mg/L	73%		69-127	1	40
Hexachlorobenzene	0.04689	0.07500	mg/L	63%		62-120	2	41
Pentachlorophenol	0.05236	0.07500	mg/L	70%		51-120	1	42
Surrogates								
2-Fluorophenol	0.01585	0.04000	mg/L	40%		15-120		
Phenol-d6	0.01100	0.04000	mg/L	28%		15-120		
2,4,6-Tribromophenol	0.02764	0.04000	mg/L	69%		15-140		
Nitrobenzene-d5	0.02482	0.04000	mg/L	62%		15-123		
2-Fluorobiphenyl	0.02247	0.04000	mg/L	56%		15-120		
Terphenyl-d14	0.02636	0.04000	mg/L	66%		15-120		

Type:	**Sample Duplicate**	**Lab ID:**	**QC1340642**	**Batch:**	**395378**
Matrix (Source ID):	**Water (553107-001)**	**Method:**	**EPA 9040B**		

QC1340642 Analyte	Result	Source Sample Result	Units	Qual	RPD	RPD Lim	DF
pH	5.810	5.800	SU		0	20	1
Temperature	20.30	20.40	deg C		0	20	1

* Value is outside QC limits
J Estimated value
ND Not Detected

Enthalpy Analytical
931 West Barkley Ave
Orange, CA 92868
(714) 771-6900

enthalpy.com

Lab Job Number : 553152
Report Level : II
Report Date : 03/13/2026

Analytical Report *prepared for:*

Matt Breuer
Waste Connections
Chiquita Canyon Landfill
29201 Henry Mayo Drive
Castaic, CA 91384

Project: CCLF STORMWATER - Stormwater Outlet

Authorized for release by:

David Tripp, Project Manager
657-581-4710
david.tripp@enthalpy.com

This data package has been reviewed for technical correctness and completeness. Release of this data has been authorized by the Laboratory Manager or the Manager's designee, as verified by the above signature which applies to this PDF file as well as any associated electronic data deliverable files. The results contained in this report meet all requirements of NELAP and pertain only to those samples which were submitted for analysis. This report may be reproduced only in its entirety.

CA ELAP# 1338, CA ELAP #1338-S1, NELAP# 4038, SCAQMD LAP# 18LA0518, LACSD ID# 10105, ORELAP# 4197

ENTHALPY ANALYTICAL

Sample Summary

Matt Breuer
Waste Connections
Chiquita Canyon Landfill
29201 Henry Mayo
Drive
Castaic, CA 91384

Lab Job #:	553152
Project No:	CCLF STORMWATER
Location:	Stormwater Outlet
Date Received:	02/13/26

Sample ID	Lab ID	Collected	Matrix
SOUTH BASIN - NW CORNER	553152-001	02/13/26 09:03	Water
SOUTH BASIN - S CENTRAL	553152-002	02/13/26 09:16	Water
SOUTH BASIN - W CENTRAL	553152-003	02/13/26 11:08	Water

ENTHALPY ANALYTICAL

Case Narrative

Waste Connections Chiquita Canyon Landfill 29201 Henry Mayo Drive Castaic, CA 91384 Matt Breuer	Lab Job Number: 553152 Project No: CCLF STORMWATER Location: Stormwater Outlet Date Received: 02/13/26

- This data package contains sample and QC results for three water samples, requested for the above referenced project on 02/13/26. The samples were received in good condition.
- DILUTIONS: Dilutions in this report were performed solely for the purpose of reporting target analytes within method calibration ranges.

Volatile Organics by GC/MS (EPA 8260B):
No analytical problems were encountered.

Semivolatile Organics by GC/MS (EPA 8270E):
No analytical problems were encountered.

Semivolatile Organics by GC/MS (EPA 625.1):

- Low surrogate recoveries were observed for 2-fluorophenol in SOUTH BASIN - NW CORNER (lab # 553152-001), SOUTH BASIN - S CENTRAL (lab # 553152-002), and SOUTH BASIN - W CENTRAL (lab # 553152-003).
- Low surrogate recoveries were observed for phenol-d6 in a number of samples.
- Low surrogate recoveries were observed for 2-fluorobiphenyl in SOUTH BASIN - NW CORNER (lab # 553152-001) and SOUTH BASIN - S CENTRAL (lab # 553152-002).
- Low surrogate recovery was observed for 2,4,6-tribromophenol in the method blank for batch 395350.
- No other analytical problems were encountered.

Semivolatile Organics by GC/MS SIM (EPA 8270C-SIM):
No analytical problems were encountered.

Pesticides (EPA 8081A):

- High recovery was observed for 4,4'-DDD in the BS for batch 395405; the associated RPD was within limits, and this analyte was not detected at or above the RL in the associated samples.
- No other analytical problems were encountered.

Total Organic Carbon by IR (SM 5310B):
No analytical problems were encountered.

PCBs (EPA 8082):
No analytical problems were encountered.

Metals (EPA 200.7, EPA 200.8, and EPA 245.1):

- Low recoveries were observed for antimony and tin in the MS/MSD of SOUTH BASIN - S CENTRAL (lab # 553152-002); the LCS was within limits, and the associated RPDs were within limits.
- No other analytical problems were encountered.

Ion Chromatography (EPA 300.0):

- Responses exceeding the instrument's linear range were observed for chloride in the MS/MSD for batch 395327; affected data was qualified with "E".
- No other analytical problems were encountered.

Conductivity (SM2510B):
No analytical problems were encountered.

Total Oil & Grease (HEM) (EPA 1664A):

- Matrix spikes were not performed for this analysis due to insufficient sample volume.
- No analytical problems were encountered.

Total Phenolics (EPA 420.1):
No analytical problems were encountered.

Alkalinity (SM2320B):
No analytical problems were encountered.

Sulfide (SM 4500-S2-D):
No analytical problems were encountered.

Total Dissolved Solids (TDS) (SM2540C):
No analytical problems were encountered.

Total Suspended Solids (TSS) (SM2540D):
No analytical problems were encountered.

Chemical Oxygen Demand (SM5220D):
No analytical problems were encountered.

Biochemical Oxygen Demand (SM5210B):
No analytical problems were encountered.

Turbidity (SM2130B):
No analytical problems were encountered.

Cyanide - Semi-Automated Method (SM 4500-CN-E and SM 4500-CN-E):

- Low recoveries were observed for cyanide in the MS/MSD for batch 395383; the parent sample was not a project sample, the LCS was within limits, and the associated RPD was within limits.
- No other analytical problems were encountered.

Coliform - 9221 Tests (SM 9221B and SM 9221F):
No analytical problems were encountered.

Ammonia and TKN- Semi-Automated Method (SM 4500-NH3-G):
No analytical problems were encountered.

Organophosphorus Pesticides (EPA 8141A):
Pace Laboratories in Bakersfield, CA performed the analysis (see sublab report section for certifications). Please see the Pace Laboratories case narrative.

8151A Chlorinated Herbicides (EPA 8151A):
McCampbell Analytical, Inc. in Pittsburg, CA performed the analysis (NELAP certified). Please see the McCampbell Analytical, Inc. case narrative.

RSK-175 CO2 (RSK-175):
McCampbell Analytical, Inc. in Pittsburg, CA performed the analysis (see sublab report section for certifications). Please see the McCampbell Analytical, Inc. case narrative.

Dioxins & Furans (EPA 8290):
Enthalpy - El Dorado Hills in El Dorado Hills, CA performed the analysis (see sublab report section for certifications). Please see the Enthalpy - El Dorado Hills case narrative.

ENTHALPY ANALYTICAL

Chain of Custody Record

Lab No: 553152

Page: 1 of 3

Turn Around Time (rush by advanced notice only)

Standard:		5 Day:		3 Day:	
2 Day:		1 Day:	X	Custom TAT:	

Enthalpy Analytical - Orange

931 W. Barkley Avenue, Orange, CA 92868

Phone 714-771-6900

Matrix: A = Air S = Soil/Solid W = Water DW = Drinking Wate SD = Sediment PP = Pure Product SEA = Sea Water SW = Swab T = Tissue WP = Wipe O = Other

Preservatives: 1 = $Na_2S_2O_3$ 2 = HCl 3 = HNO_3 4 = H_2SO_4 5 = NaOH 6 = Other

Sample Receipt Temp: (lab use only)

CUSTOMER INFORMATION		PROJECT INFORMATION	
Company:	Chiquita Canyon, LLC	Name:	Stormwater Outlet
Report To:	Matt Breuer	Number:	
Email:	matthew.breuer@wasteconnection	P.O. #:	
Address:	29201 Henry Mayo Drive	Address:	29201 Henry Mayo Drive
	Castaic, CA 91384		Castaic, CA 91384
Phone:	682-559-3880	Global ID:	
Fax:		Sampled By:	CH, GA

	Sample ID	Sampling Date	Sampling Time	Matrix	Container No. / Size	Pres.	200.7/200.8 Metals (see comments)	245.1 Mercury	4500-CN-E Cyanide	8081 Pesticides / 8082 PCBs	8141 Organophosphorous Pesticides	8151 Herbicides	8260 VOCs	8260 Acrolein/Acrylonitrile	8270C	8290 2,3,7,8-TCDD	Test Instructions / Comments
1	South Basin - NW Corner	02/13/26	0903	W	31	1,2,4,6	X	X	X	X	X	X	X	X	X	X	Temp: 16.4°C, pH 8.23
2	South Basin - S Central	02/13/26	0916	W	31	1,2,4,6	X	X	X	X	X	X	X	X	X	X	Temp: 20.4°C, pH 8.02
3	South Basin - W Central	02/13/26	1108	W	31	1,2,4,6	X	X	X	X	X	X	X	X	X	X	Temp: 18.5°C, pH 8.55. Sample taken 140 ft
4																	140 ft north of requested location
5																	due to water level.
6																	IR10
7																	3.3/3.5 4.9/5.1
8																	4.0/4.2 4.4/4.6
9																	2.7/2.9 2.8/3.0
10																	

Additional email recipients:
matt.breuer@wasteconnections.com
stormwater@wasteconnections.com
tmb@swteng.com
aav@swteng.com

Direct invoices to:
Maribel Bolanos
(661) 257-3665

	Signature	Print Name	Company / Title	Date / Time
1 Relinquished By:		C. Alvarenga	CTEH	2/13/26 14:20
1 Received By:		Michael Kenyon	EA	2/13/26 1420
2 Relinquished By:				
2 Received By:				
3 Relinquished By:				
3 Received By:				

Login 553152

ENTHALPY ANALYTICAL

Chain of Custody Record

Lab No: 553152

Page: 2 of 3

Turn Around Time (rush by advanced notice only)

Standard:		5 Day:		3 Day:	
2 Day:		1 Day:	X	Custom TAT:	

Enthalpy Analytical - Orange

931 W. Barkley Avenue, Orange, CA 92868

Phone 714-771-6900

Matrix: A = Air S = Soil/Solid
W = Water DW = Drinking Wate SD = Sediment
PP = Pure Product SEA = Sea Water
SW = Swab T = Tissue WP = Wipe O = Other

Preservatives:
1 = $Na_2S_2O_3$ 2 = HCl 3 = HNO_3
4 = H_2SO_4 5 = NaOH 6 = Other

Sample Receipt Temp:

(lab use only)

CUSTOMER INFORMATION		PROJECT INFORMATION	
Company:	Chiquita Canyon, LLC	Name:	Stormwater Outlet
Report To:	Kate Logan	Number:	
Email:	kate.logan@wasteconnections.com	P.O. #:	
Address:	29201 Henry Mayo Drive	Address:	29201 Henry Mayo Drive
	Castaic, CA 91384		Castaic, CA 91384
Phone:	682-559-3880	Global ID:	
Fax:		Sampled By:	GA, CH

Analysis Request

Test Instructions / Comments

Additional email recipients:
matt.breuer@wasteconnections.com
stormwater@wasteconnections.com
tmb@swteng.com
aav@swteng.com

Direct invoices to:
Maribel Bolanos
(661) 257-3665

	Sample ID	Sampling Date	Sampling Time	Matrix	Container No. / Size	Pres.	SM4500-S2-D Total Sulfide	420.1 Total Phenolics	1664A Oil and Grease	9221B Tota Coliform	9221F E. Coli	300.0 Cl, Br, Fl, NO3, NO2, SO4	2540D TSS	5310B TOC	8270 SIM 1,4-Dioxane	SM2320B Alkalinity	Test Instructions / Comments
1	South Basin - NW Corner	02/13/26	0903	W	31	1,2,4,6	X	X	X	X	X	X	X	X	X	X	Temp: 16.4°C, pH 8.23
2	South Basin - S Central	02/13/26	0916	W	31	1,2,4,6	X	X	X	X	X	X	X	X	X	X	Temp: 20.4°C, pH 8.02
3	South Basin - W Central	02/13/26	1108	W	31	1,2,4,6	X	X	X	X	X	X	X	X	X	X	Temp: 18.5°C, pH 8.55. Sample taken 140 ft
4																	140 ft north of requested location
5																	due to water level.
6																	
7																	
8																	
9																	
10																	

	Signature	Print Name	Company / Title	Date / Time
1 Relinquished By:	[signature]	[signature]	CTEH	2/14/26 14:2
1 Received By:	[signature]	Michael Krynen	EA	2/13/26 1420
2 Relinquished By:				
2 Received By:				
3 Relinquished By:				
3 Received By:				

ENTHALPY ANALYTICAL

Chain of Custody Record

Lab No: 553152

Page: 3 of 3

Turn Around Time (rush by advanced notice only)

Standard:		5 Day:		3 Day:	
2 Day:		1 Day:	X	Custom TAT:	

Enthalpy Analytical - Orange

931 W. Barkley Avenue, Orange, CA 92868

Phone 714-771-6900

Matrix: A = Air S = Soil/Solid W = Water DW = Drinking Wate SD = Sediment PP = Pure Product SEA = Sea Water SW = Swab T = Tissue WP = Wipe O = Other

Preservatives: 1 = $Na_2S_2O_3$ 2 = HCl 3 = HNO_3 4 = H_2SO_4 5 = NaOH 6 = Other

Sample Receipt Temp: (lab use only)

CUSTOMER INFORMATION		PROJECT INFORMATION	
Company:	Chiquita Canyon, LLC	Name:	Stormwater Outlet
Report To:	Kate Logan	Number:	
Email:	kate.logan@wasteconnections.com	P.O. #:	
Address:	29201 Henry Mayo Drive	Address:	29201 Henry Mayo Drive
	Castaic, CA 91384		Castaic, CA 91384
Phone:	682-559-3880	Global ID:	
Fax:		Sampled By:	GA, CH

	Sample ID	Sampling Date	Sampling Time	Matrix	Container No. / Size	Pres.	SM5220D Chemical Oxygen Demand	SM2510B Specific Conductance	RSK-175 Carbon Dioxide	2540E TDS	SM2130B Turbidity	350.1 Ammonia	625.1 - See Comments	625.1 Alpha-Terpineol	SM5210B BOD		Test Instructions / Comments
1	South Basin - NW Corner	02/13/26	0903	W	31	1,2,4,6	X	X	X	X	X	X	X	X	X		Temp: 16.4°C, pH 8.23
2	South Basin - S Central	02/13/26	0916	W	31	1,2,4,6	X	X	X	X	X	X	X	X	X		Temp: 20.4°C, pH 8.02
3	South Basin - W Central	02/13/26	1108	W	31	1,2,4,6	X	X	X	X	X	X	X	X	X		Temp: 18.5°C, pH 8.55. Sample taken 140 ft
4																	140 ft north of requested location
5																	due to water level.
6																	
7																	
8																	
9																	
10																	

Analysis Request

Test Instructions / Comments

625.1 - Benzoic Acid, Pyridine, Phenol, 2-methylphenol, 3,4-methylphenol, Cresol, Naphthalene, alpha-terpineol

Additional email recipients:
matt.breuer@wasteconnections.com
stormwater@wasteconnections.com
tmb@swteng.com
aav@swteng.com

Direct invoices to:
Maribel Bolanos
(661) 257-3665

	Signature	Print Name	Company / Title	Date / Time
[1] Relinquished By:		G. Alvarado	GTEH	2/13/26 14:20
[1] Received By:		Michael Kramer	EA	2/13/26 1420
[2] Relinquished By:				
[2] Received By:				
[3] Relinquished By:				
[3] Received By:				

SAMPLE RECEIPT CHECKLIST

Section 1: General Info

Date Received: 2/13/26 WO# 553152 Client: Waste Connections

Section 2: Shipping / Custody **Are custody seals present?** ☐ Yes ☒ No

Custody seals intact on arrival? ■ N/A ☐ Yes ☐ No ☐ On cooler / box ☐ On samples

☐ Courier ■ Walk-In ☐ Field Sampling ☐ Shipping Info: _____

Section 3a: Condition / Packaging ☐ **Outside 0.0 - 6.0°C (0.0 - 10.0°C for microbiology) (PM notified)**

Date Opened 2/13/26 By (initials) MSK Type of ice used: ■ Wet ☐ Blue/Gel ☐ None

☐ Samples received on ice directly from the field; cooling process had begun. (if checked, skip temperatures)

☐ Sample matrix doesn't require cooling (e.g. air, bulk PCB). (if checked, skip temperatures)

If no cooler: Observed/Adjusted Temp (°C): _____ / _____ Thermometer/IR Gun: IR10 CF: +0.2

Cooler Temp (°C) #1: 3.3 / 3.5 #2: 4.9 / 5.1 #3: 4.0 / 4.2 #4: 4.4 / 4.6 #5: 2.7 / 2.9 #6: 2.8 / 3.0

Section 3b: Microbiology Samples ☐ **No microbiology samples submitted (skip 3b)**

■ Within temp range 0.0 - 10.0°C or received on ice directly from field.

■ Adequate headspace for microbiology analysis.

Section 3c: Air Samples ■ **No air samples submitted (skip 3c)**

☐ 1.4L Canisters ☐ 6L Canisters ☐ Tedlar Bags ☐ MCE Cassettes ☐ Sorbent Tubes ☐ Other_____

Section 4: Containers / Labels / Samples	YES	NO	N/A
1) Were custody papers present, filled properly, and legible?	X		
2) Is the sampler's name present on the CoC?	X		
3) Were containers received in good condition (unbroken / unopened / uncompromised)?	X		
4) Were the samples bagged? (required for microbiology samples; recommended for soil samples)	X		
5) Were all of, and only, the correct samples received?	X		
6) Are sample labels present, legible, and in agreement with the CoC?	X		
7) Does the container count match the CoC?	X		
8) Was sufficient sample volume / mass received for the analyses requested?	X		
9) Were samples received in proper containers for the analyses requested?	X		
10) Were samples received with > 1/2 holding time remaining?		X	
11) Are samples properly preserved as indicated by CoC / labels?	X		
12) Unpreserved VOAs received - If necessary, was the hold time changed in LIMS?			X
13) Are VOA vials free from headspace/bubbles > 6mm?		X	

Section 5: Explanations / Comments

(If no comments are made, then no discrepancies noted.)

4.13: Sample -002: 2 of 3 vials with HCl have headspace > 6mm.

☐ **No additional discrepancies**

Date Logged 2/13/26 **By (print)** ABD **(sign)** AdJ's

Date Labeled 2/13/26 **By (print)** AGR/MSK **(sign)** AdJ's for AGR/MSK

ENTHALPY ANALYTICAL

Analysis Results for 553152

Matt Breuer
Waste Connections
Chiquita Canyon Landfill
29201 Henry Mayo Drive
Castaic, CA 91384

Lab Job #: 553152
Project No: CCLF STORMWATER
Location: Stormwater Outlet
Date Received: 02/13/26

Sample ID: SOUTH BASIN - NW CORNER | **Lab ID:** 553152-001 | **Matrix:** Water | **Collected:** 02/13/26 09:03

553152-001 Analyte	Result	Qual	Units	RL	MDL	DF	Batch	Prepared	Analyzed	Chemist
Method: EPA 1664A Prep Method: METHOD										
Total Oil and Grease	ND		mg/L	4.9	0.95	0.98	395420	02/15/26	02/15/26	JAG
Method: EPA 200.7 Prep Method: EPA 3015A										
Calcium	**66**		mg/L	0.10	0.022	1	395362	02/13/26	02/14/26	TWJ
Iron	**4.8**		mg/L	0.050	0.017	1	395362	02/13/26	02/15/26	TWJ
Magnesium	**10**		mg/L	0.10	0.010	1	395362	02/13/26	02/14/26	TWJ
Potassium	**12**		mg/L	0.50	0.15	1	395362	02/13/26	02/14/26	TWJ
Sodium	**76**		mg/L	0.50	0.017	1	395362	02/13/26	02/14/26	TWJ
Method: EPA 200.8 Prep Method: EPA 3015A										
Antimony	**2.1**		ug/L	2.0	1.0	1	395413	02/14/26	02/15/26	KCD
Arsenic	**6.8**		ug/L	2.0	0.27	1	395413	02/14/26	02/15/26	KCD
Barium	**57**		ug/L	5.0	0.44	1	395413	02/14/26	02/15/26	KCD
Beryllium	**0.15**	J	ug/L	1.0	0.083	1	395413	02/14/26	02/15/26	KCD
Boron	**250**		ug/L	50	38	5	395413	02/14/26	02/15/26	KCD
Cadmium	ND		ug/L	1.0	0.072	1	395413	02/14/26	02/15/26	KCD
Chromium	**6.4**		ug/L	5.0	0.43	1	395413	02/14/26	02/15/26	KCD
Cobalt	**2.5**		ug/L	1.0	0.090	1	395413	02/14/26	02/15/26	KCD
Copper	**12**		ug/L	3.0	0.96	1	395413	02/14/26	02/15/26	KCD
Lead	**2.3**	J	ug/L	5.0	0.23	1	395413	02/14/26	02/15/26	KCD
Manganese	**87**		ug/L	10	3.8	1	395413	02/14/26	02/15/26	KCD
Nickel	**6.4**		ug/L	5.0	1.3	1	395413	02/14/26	02/15/26	KCD
Selenium	**4.2**		ug/L	4.0	1.9	1	395413	02/14/26	02/15/26	KCD
Silver	ND		ug/L	5.0	0.37	1	395413	02/14/26	02/15/26	KCD
Thallium	ND		ug/L	1.0	0.25	1	395413	02/14/26	02/15/26	KCD
Tin	ND		ug/L	5.0	1.5	1	395413	02/14/26	02/15/26	KCD
Vanadium	**14**		ug/L	5.0	0.36	1	395413	02/14/26	02/15/26	KCD
Zinc	**15**		ug/L	10	7.6	1	395413	02/14/26	02/15/26	KCD
Method: EPA 245.1 Prep Method: EPA 245.1										
Mercury	ND		ug/L	0.40	0.091	1	395394	02/14/26	02/14/26	KCD
Method: EPA 300.0 Prep Method: METHOD										
Fluoride	**0.26**		mg/L	0.20	0.059	1	395327	02/13/26 16:20	02/14/26 00:05	KUM
Chloride	**39**		mg/L	1.0	0.26	1	395327	02/13/26 16:20	02/14/26 00:05	KUM
Nitrogen, Nitrite	**0.07**	J	mg/L	0.10	0.02	1	395327	02/13/26 16:20	02/14/26 00:05	KUM

Results for any subcontracted analyses are not included in this section.

ENTHALPY ANALYTICAL

Analysis Results for 553152

553152-001 Analyte	Result	Qual	Units	RL	MDL	DF	Batch	Prepared	Analyzed	Chemist
Bromide	**0.15**	J	mg/L	0.30	0.061	1	395327	02/13/26 16:20	02/14/26 00:05	KUM
Nitrogen, Nitrate	**0.83**		mg/L	0.10	0.05	1	395327	02/13/26 16:20	02/14/26 00:05	KUM
Sulfate	**190**		mg/L	10	1.8	10	395327	02/13/26 16:20	02/14/26 00:28	KUM
Method: EPA 350.1 Prep Method: METHOD										
Ammonia-N	**0.25**		mg/L	0.10	0.068	1	395384	02/14/26	02/17/26	JAK
Method: EPA 420.1 Prep Method: METHOD										
Total Phenolics	**0.011**		mg/L	0.010	0.0056	1	395317	02/13/26	02/13/26	LVL
Method: EPA 625.1 Prep Method: EPA 3510C										
Benzoic acid	ND		ug/L	47	10	0.93	395350	02/14/26	02/15/26	ZFA
2-Methylphenol	ND		ug/L	9.3	3.0	0.93	395350	02/14/26	02/15/26	ZFA
Pyridine	ND		ug/L	9.3	2.6	0.93	395350	02/14/26	02/15/26	ZFA
Phenol	ND		ug/L	9.3	2.0	0.93	395350	02/14/26	02/15/26	ZFA
Naphthalene	ND		ug/L	9.3	3.4	0.93	395350	02/14/26	02/15/26	ZFA
3-,4-Methylphenol	ND		ug/L	9.3	2.8	0.93	395350	02/14/26	02/15/26	ZFA
Cresol	ND		ug/L	9.3		0.93	395350	02/14/26	02/15/26	ZFA
a-Terpineol	ND		ug/L	9.3	1.9	0.93	395350	02/14/26	02/14/26	ZFA
Surrogates				**Limits**						
2-Fluorophenol	29%	*	%REC	36-95		0.93	395350	02/14/26	02/15/26	ZFA
Phenol-d6	23%	*	%REC	28-82		0.93	395350	02/14/26	02/15/26	ZFA
2,4,6-Tribromophenol	64%		%REC	61-140		0.93	395350	02/14/26	02/15/26	ZFA
Nitrobenzene-d5	57%		%REC	48-123		0.93	395350	02/14/26	02/15/26	ZFA
2-Fluorobiphenyl	49%	*	%REC	51-105		0.93	395350	02/14/26	02/15/26	ZFA
Terphenyl-d14	69%		%REC	65-117		0.93	395350	02/14/26	02/15/26	ZFA
Method: EPA 8081A Prep Method: EPA 3510C										
alpha-BHC	ND		ug/L	0.05	0.009	0.95	395405	02/14/26	02/14/26	HQN
beta-BHC	ND		ug/L	0.05	0.01	0.95	395405	02/14/26	02/14/26	HQN
gamma-BHC	ND		ug/L	0.05	0.008	0.95	395405	02/14/26	02/14/26	HQN
delta-BHC	ND		ug/L	0.05	0.01	0.95	395405	02/14/26	02/14/26	HQN
Heptachlor	ND		ug/L	0.05	0.01	0.95	395405	02/14/26	02/14/26	HQN
Aldrin	ND		ug/L	0.05	0.01	0.95	395405	02/14/26	02/14/26	HQN
Heptachlor epoxide	ND		ug/L	0.05	0.009	0.95	395405	02/14/26	02/14/26	HQN
Endosulfan I	ND		ug/L	0.05	0.01	0.95	395405	02/14/26	02/14/26	HQN
Dieldrin	ND		ug/L	0.09	0.01	0.95	395405	02/14/26	02/14/26	HQN
4,4'-DDE	ND		ug/L	0.09	0.01	0.95	395405	02/14/26	02/14/26	HQN
Endrin	ND		ug/L	0.09	0.01	0.95	395405	02/14/26	02/14/26	HQN
Endosulfan II	ND		ug/L	0.09	0.02	0.95	395405	02/14/26	02/14/26	HQN
Endosulfan sulfate	ND		ug/L	0.09	0.01	0.95	395405	02/14/26	02/14/26	HQN
4,4'-DDD	ND		ug/L	0.09	0.01	0.95	395405	02/14/26	02/14/26	HQN
Endrin aldehyde	ND		ug/L	0.09	0.02	0.95	395405	02/14/26	02/14/26	HQN
Endrin ketone	ND		ug/L	0.09	0.02	0.95	395405	02/14/26	02/14/26	HQN
4,4'-DDT	ND		ug/L	0.09	0.03	0.95	395405	02/14/26	02/14/26	HQN
Methoxychlor	ND		ug/L	0.09	0.03	0.95	395405	02/14/26	02/14/26	HQN
Toxaphene	ND		ug/L	1.9	0.4	0.95	395405	02/14/26	02/14/26	HQN
Chlordane (Technical)	ND		ug/L	0.9	0.2	0.95	395405	02/14/26	02/14/26	HQN
Surrogates				**Limits**						

Results for any subcontracted analyses are not included in this section.

ENTHALPY ANALYTICAL

Analysis Results for 553152

553152-001 Analyte	Result	Qual	Units	RL	MDL	DF	Batch	Prepared	Analyzed	Chemist
TCMX	72%		%REC	29-120		0.95	395405	02/14/26	02/14/26	HQN
Decachlorobiphenyl	74%		%REC	33-132		0.95	395405	02/14/26	02/14/26	HQN
Method: EPA 8082 Prep Method: EPA 3510C										
Aroclor-1016	ND		ug/L	0.47	0.29	0.95	395405	02/14/26	02/14/26	HQN
Aroclor-1221	ND		ug/L	0.47	0.44	0.95	395405	02/14/26	02/14/26	HQN
Aroclor-1232	ND		ug/L	0.47	0.26	0.95	395405	02/14/26	02/14/26	HQN
Aroclor-1242	ND		ug/L	0.47	0.27	0.95	395405	02/14/26	02/14/26	HQN
Aroclor-1248	ND		ug/L	0.47	0.22	0.95	395405	02/14/26	02/14/26	HQN
Aroclor-1254	ND		ug/L	0.47	0.25	0.95	395405	02/14/26	02/14/26	HQN
Aroclor-1260	ND		ug/L	0.47	0.31	0.95	395405	02/14/26	02/14/26	HQN
Aroclor-1262	ND		ug/L	0.47	0.28	0.95	395405	02/14/26	02/14/26	HQN
Aroclor-1268	ND		ug/L	0.47	0.25	0.95	395405	02/14/26	02/14/26	HQN
Surrogates				**Limits**						
Decachlorobiphenyl (PCB)	62%		%REC	28-138		0.95	395405	02/14/26	02/14/26	HQN
Method: EPA 8260B Prep Method: EPA 5030B										
Carbon Disulfide	ND		ug/L	5.0	0.2	1	395299	02/13/26	02/13/26	LYZ
Chloroprene	ND		ug/L	200	0.4	1	395299	02/13/26	02/13/26	LYZ
3-Chloropropene	ND		ug/L	5.0	0.3	1	395299	02/13/26	02/13/26	LYZ
Ethyl methacrylate	ND		ug/L	50	2.1	1	395299	02/13/26	02/13/26	LYZ
Ethanol	ND		ug/L	500	110	1	395299	02/13/26	02/13/26	LYZ
2-Hexanone	ND		ug/L	5.0	1.1	1	395299	02/13/26	02/13/26	LYZ
Isopropanol (IPA)	ND		ug/L	200	52	1	395299	02/13/26	02/13/26	LYZ
Methyl acrylonitrile	ND		ug/L	35	3.7	1	395299	02/13/26	02/13/26	LYZ
Vinyl Acetate	ND		ug/L	50	15	1	395299	02/13/26	02/13/26	LYZ
Acrolein	ND		ug/L	200	2.7	1	395299	02/13/26	02/13/26	LYZ
Acrylonitrile	ND		ug/L	10	0.7	1	395299	02/13/26	02/13/26	LYZ
Freon 12	ND		ug/L	5.0	0.1	1	395299	02/13/26	02/13/26	LYZ
Chloromethane	ND		ug/L	5.0	0.2	1	395299	02/13/26	02/13/26	LYZ
Vinyl Chloride	ND		ug/L	5.0	0.1	1	395299	02/13/26	02/13/26	LYZ
Bromomethane	ND		ug/L	5.0	0.2	1	395299	02/13/26	02/13/26	LYZ
Chloroethane	ND		ug/L	5.0	0.1	1	395299	02/13/26	02/13/26	LYZ
Trichlorofluoromethane	ND		ug/L	5.0	0.06	1	395299	02/13/26	02/13/26	LYZ
Iodomethane	ND		ug/L	5.0		1	395299	02/13/26	02/13/26	LYZ
Acetone	ND		ug/L	100	5.0	1	395299	02/13/26	02/13/26	LYZ
Freon 113	ND		ug/L	5.0	0.1	1	395299	02/13/26	02/13/26	LYZ
1,1-Dichloroethene	ND		ug/L	5.0	0.08	1	395299	02/13/26	02/13/26	LYZ
Methylene Chloride	ND		ug/L	10	0.2	1	395299	02/13/26	02/13/26	LYZ
MTBE	ND		ug/L	5.0	0.09	1	395299	02/13/26	02/13/26	LYZ
trans-1,2-Dichloroethene	ND		ug/L	5.0	0.1	1	395299	02/13/26	02/13/26	LYZ
1,1-Dichloroethane	ND		ug/L	5.0	0.1	1	395299	02/13/26	02/13/26	LYZ
2-Butanone	**2.0**	J	ug/L	10	1.5	1	395299	02/13/26	02/13/26	LYZ
cis-1,2-Dichloroethene	ND		ug/L	5.0	0.09	1	395299	02/13/26	02/13/26	LYZ
2,2-Dichloropropane	ND		ug/L	5.0	0.1	1	395299	02/13/26	02/13/26	LYZ
Chloroform	ND		ug/L	5.0	0.08	1	395299	02/13/26	02/13/26	LYZ
Bromochloromethane	ND		ug/L	5.0	0.2	1	395299	02/13/26	02/13/26	LYZ
1,1,1-Trichloroethane	ND		ug/L	5.0	0.09	1	395299	02/13/26	02/13/26	LYZ
1,1-Dichloropropene	ND		ug/L	5.0	0.08	1	395299	02/13/26	02/13/26	LYZ
Carbon Tetrachloride	ND		ug/L	5.0	0.06	1	395299	02/13/26	02/13/26	LYZ
1,2-Dichloroethane	ND		ug/L	5.0	0.1	1	395299	02/13/26	02/13/26	LYZ

Results for any subcontracted analyses are not included in this section.

ENTHALPY ANALYTICAL

Analysis Results for 553152

553152-001 Analyte	Result	Qual	Units	RL	MDL	DF	Batch	Prepared	Analyzed	Chemist
Benzene	**0.1**	J	ug/L	1.0	0.1	1	395299	02/13/26	02/13/26	LYZ
Trichloroethene	ND		ug/L	5.0	0.1	1	395299	02/13/26	02/13/26	LYZ
1,2-Dichloropropane	ND		ug/L	5.0	0.1	1	395299	02/13/26	02/13/26	LYZ
Bromodichloromethane	ND		ug/L	5.0	0.09	1	395299	02/13/26	02/13/26	LYZ
Dibromomethane	ND		ug/L	5.0	0.1	1	395299	02/13/26	02/13/26	LYZ
4-Methyl-2-Pentanone	ND		ug/L	5.0	1.0	1	395299	02/13/26	02/13/26	LYZ
cis-1,3-Dichloropropene	ND		ug/L	5.0	0.3	1	395299	02/13/26	02/13/26	LYZ
Toluene	ND		ug/L	5.0	0.2	1	395299	02/13/26	02/13/26	LYZ
trans-1,3-Dichloropropene	ND		ug/L	5.0	0.3	1	395299	02/13/26	02/13/26	LYZ
1,1,2-Trichloroethane	ND		ug/L	5.0	0.2	1	395299	02/13/26	02/13/26	LYZ
1,3-Dichloropropane	ND		ug/L	5.0	0.1	1	395299	02/13/26	02/13/26	LYZ
Tetrachloroethene	ND		ug/L	5.0	0.1	1	395299	02/13/26	02/13/26	LYZ
Dibromochloromethane	ND		ug/L	5.0	0.08	1	395299	02/13/26	02/13/26	LYZ
1,2-Dibromoethane	ND		ug/L	5.0	0.2	1	395299	02/13/26	02/13/26	LYZ
Chlorobenzene	ND		ug/L	5.0	0.1	1	395299	02/13/26	02/13/26	LYZ
1,1,1,2-Tetrachloroethane	ND		ug/L	5.0	0.08	1	395299	02/13/26	02/13/26	LYZ
Ethylbenzene	ND		ug/L	5.0	0.09	1	395299	02/13/26	02/13/26	LYZ
m,p-Xylenes	ND		ug/L	5.0	0.2	1	395299	02/13/26	02/13/26	LYZ
o-Xylene	ND		ug/L	5.0	0.1	1	395299	02/13/26	02/13/26	LYZ
Styrene	ND		ug/L	5.0	0.08	1	395299	02/13/26	02/13/26	LYZ
Bromoform	ND		ug/L	5.0	0.08	1	395299	02/13/26	02/13/26	LYZ
Isopropylbenzene	ND		ug/L	5.0	0.1	1	395299	02/13/26	02/13/26	LYZ
1,1,2,2-Tetrachloroethane	ND		ug/L	5.0	0.2	1	395299	02/13/26	02/13/26	LYZ
1,2,3-Trichloropropane	ND		ug/L	5.0	0.2	1	395299	02/13/26	02/13/26	LYZ
Propylbenzene	ND		ug/L	5.0	0.1	1	395299	02/13/26	02/13/26	LYZ
Bromobenzene	ND		ug/L	5.0	0.09	1	395299	02/13/26	02/13/26	LYZ
1,3,5-Trimethylbenzene	ND		ug/L	5.0	0.1	1	395299	02/13/26	02/13/26	LYZ
2-Chlorotoluene	ND		ug/L	5.0	0.1	1	395299	02/13/26	02/13/26	LYZ
4-Chlorotoluene	ND		ug/L	5.0	0.1	1	395299	02/13/26	02/13/26	LYZ
tert-Butylbenzene	ND		ug/L	5.0	0.1	1	395299	02/13/26	02/13/26	LYZ
1,2,4-Trimethylbenzene	ND		ug/L	5.0	0.1	1	395299	02/13/26	02/13/26	LYZ
sec-Butylbenzene	ND		ug/L	5.0	0.1	1	395299	02/13/26	02/13/26	LYZ
para-Isopropyl Toluene	ND		ug/L	5.0	0.1	1	395299	02/13/26	02/13/26	LYZ
1,3-Dichlorobenzene	ND		ug/L	5.0	0.1	1	395299	02/13/26	02/13/26	LYZ
1,4-Dichlorobenzene	ND		ug/L	5.0	0.2	1	395299	02/13/26	02/13/26	LYZ
n-Butylbenzene	ND		ug/L	5.0	0.1	1	395299	02/13/26	02/13/26	LYZ
1,2-Dichlorobenzene	ND		ug/L	5.0	0.09	1	395299	02/13/26	02/13/26	LYZ
1,2-Dibromo-3-Chloropropane	ND		ug/L	5.0	0.5	1	395299	02/13/26	02/13/26	LYZ
1,2,4-Trichlorobenzene	ND		ug/L	5.0	0.2	1	395299	02/13/26	02/13/26	LYZ
Hexachlorobutadiene	ND		ug/L	5.0	0.2	1	395299	02/13/26	02/13/26	LYZ
1,2,3-Trichlorobenzene	ND		ug/L	5.0	0.1	1	395299	02/13/26	02/13/26	LYZ
cis-1,4-Dichloro-2-butene	ND		ug/L	5.0	0.4	1	395299	02/13/26	02/13/26	LYZ
trans-1,4-Dichloro-2-butene	ND		ug/L	5.0	0.4	1	395299	02/13/26	02/13/26	LYZ
Xylene (total)	ND		ug/L	5.0		1	395299	02/13/26	02/13/26	LYZ
Surrogates				**Limits**						
Dibromofluoromethane	129%		%REC	70-130		1	395299	02/13/26	02/13/26	LYZ
1,2-Dichloroethane-d4	110%		%REC	70-130		1	395299	02/13/26	02/13/26	LYZ
Toluene-d8	98%		%REC	70-130		1	395299	02/13/26	02/13/26	LYZ
Bromofluorobenzene	95%		%REC	70-130		1	395299	02/13/26	02/13/26	LYZ
Method: EPA 8270C-SIM Prep Method: EPA 3535										
1,4-Dioxane	**2.2**		ug/L	1.0	0.84	1	395408	02/14/26	02/15/26	ZFA

Results for any subcontracted analyses are not included in this section.

ENTHALPY ANALYTICAL

Analysis Results for 553152

553152-001 Analyte	Result	Qual	Units	RL	MDL	DF	Batch	Prepared	Analyzed	Chemist
Surrogates				**Limits**						
1,4-Dioxane-d8 (SUR)	98%		%REC	80-120		1	395408	02/14/26	02/15/26	ZFA
Method: EPA 8270E Prep Method: EPA 3510C										
Carbazole	ND		ug/L	9.3	2.6	0.93	395350	02/14/26	02/15/26	ZFA
N-Nitrosodimethylamine	ND		ug/L	9.3	2.7	0.93	395350	02/14/26	02/15/26	ZFA
Aniline	ND		ug/L	9.3	2.7	0.93	395350	02/14/26	02/15/26	ZFA
bis(2-Chloroethyl)ether	ND		ug/L	23	3.5	0.93	395350	02/14/26	02/15/26	ZFA
2-Chlorophenol	ND		ug/L	9.3	3.4	0.93	395350	02/14/26	02/15/26	ZFA
1,3-Dichlorobenzene	ND		ug/L	9.3	3.1	0.93	395350	02/14/26	02/15/26	ZFA
1,4-Dichlorobenzene	ND		ug/L	9.3	3.2	0.93	395350	02/14/26	02/15/26	ZFA
Benzyl alcohol	ND		ug/L	23	5.4	0.93	395350	02/14/26	02/15/26	ZFA
1,2-Dichlorobenzene	ND		ug/L	9.3	3.1	0.93	395350	02/14/26	02/15/26	ZFA
bis(2-Chloroisopropyl) ether	ND		ug/L	9.3	3.6	0.93	395350	02/14/26	02/15/26	ZFA
N-Nitroso-di-n-propylamine	ND		ug/L	9.3	3.6	0.93	395350	02/14/26	02/15/26	ZFA
Hexachloroethane	ND		ug/L	9.3	2.8	0.93	395350	02/14/26	02/15/26	ZFA
Nitrobenzene	ND		ug/L	23	7.9	0.93	395350	02/14/26	02/15/26	ZFA
Isophorone	ND		ug/L	9.3	3.4	0.93	395350	02/14/26	02/15/26	ZFA
2-Nitrophenol	ND		ug/L	9.3	5.1	0.93	395350	02/14/26	02/15/26	ZFA
2,4-Dimethylphenol	ND		ug/L	9.3	3.0	0.93	395350	02/14/26	02/15/26	ZFA
bis(2-Chloroethoxy)methane	ND		ug/L	9.3	3.4	0.93	395350	02/14/26	02/15/26	ZFA
2,4-Dichlorophenol	ND		ug/L	9.3	3.5	0.93	395350	02/14/26	02/15/26	ZFA
1,2,4-Trichlorobenzene	ND		ug/L	9.3	3.2	0.93	395350	02/14/26	02/15/26	ZFA
4-Chloroaniline	ND		ug/L	9.3	2.9	0.93	395350	02/14/26	02/15/26	ZFA
Hexachlorobutadiene	ND		ug/L	9.3	2.1	0.93	395350	02/14/26	02/15/26	ZFA
4-Chloro-3-methylphenol	ND		ug/L	9.3	3.4	0.93	395350	02/14/26	02/15/26	ZFA
2-Methylnaphthalene	ND		ug/L	9.3	3.1	0.93	395350	02/14/26	02/15/26	ZFA
Hexachlorocyclopentadiene	ND		ug/L	23	7.3	0.93	395350	02/14/26	02/15/26	ZFA
2,4,6-Trichlorophenol	ND		ug/L	9.3	3.8	0.93	395350	02/14/26	02/15/26	ZFA
2,4,5-Trichlorophenol	ND		ug/L	9.3	3.5	0.93	395350	02/14/26	02/15/26	ZFA
2-Chloronaphthalene	ND		ug/L	9.3	3.2	0.93	395350	02/14/26	02/15/26	ZFA
2-Nitroaniline	ND		ug/L	47	4.1	0.93	395350	02/14/26	02/15/26	ZFA
Dimethylphthalate	ND		ug/L	9.3	3.2	0.93	395350	02/14/26	02/15/26	ZFA
Acenaphthylene	ND		ug/L	9.3	3.6	0.93	395350	02/14/26	02/15/26	ZFA
2,6-Dinitrotoluene	ND		ug/L	9.3	4.1	0.93	395350	02/14/26	02/15/26	ZFA
3-Nitroaniline	ND		ug/L	9.3	3.7	0.93	395350	02/14/26	02/15/26	ZFA
Acenaphthene	ND		ug/L	9.3	3.0	0.93	395350	02/14/26	02/15/26	ZFA
2,4-Dinitrophenol	ND		ug/L	47	14	0.93	395350	02/14/26	02/15/26	ZFA
4-Nitrophenol	ND		ug/L	47	7.9	0.93	395350	02/14/26	02/15/26	ZFA
Dibenzofuran	ND		ug/L	9.3	3.0	0.93	395350	02/14/26	02/15/26	ZFA
2,4-Dinitrotoluene	ND		ug/L	9.3	4.0	0.93	395350	02/14/26	02/15/26	ZFA
Diethylphthalate	ND		ug/L	9.3	2.7	0.93	395350	02/14/26	02/15/26	ZFA
Fluorene	ND		ug/L	9.3	2.9	0.93	395350	02/14/26	02/15/26	ZFA
4-Chlorophenyl-phenylether	ND		ug/L	9.3	2.9	0.93	395350	02/14/26	02/15/26	ZFA
4-Nitroaniline	ND		ug/L	9.3	3.1	0.93	395350	02/14/26	02/15/26	ZFA
4,6-Dinitro-2-methylphenol	ND		ug/L	47	16	0.93	395350	02/14/26	02/15/26	ZFA
N-Nitrosodiphenylamine	ND		ug/L	9.3	3.7	0.93	395350	02/14/26	02/15/26	ZFA
1,2-diphenylhydrazine (as azobenzene)	ND		ug/L	9.3	2.7	0.93	395350	02/14/26	02/15/26	ZFA
4-Bromophenyl-phenylether	ND		ug/L	9.3	3.1	0.93	395350	02/14/26	02/15/26	ZFA
Hexachlorobenzene	ND		ug/L	9.3	2.8	0.93	395350	02/14/26	02/15/26	ZFA

Results for any subcontracted analyses are not included in this section.

ENTHALPY ANALYTICAL

Analysis Results for 553152

553152-001 Analyte	Result	Qual	Units	RL	MDL	DF	Batch	Prepared	Analyzed	Chemist
Pentachlorophenol	ND		ug/L	23	5.3	0.93	395350	02/14/26	02/15/26	ZFA
Phenanthrene	ND		ug/L	9.3	2.7	0.93	395350	02/14/26	02/15/26	ZFA
Anthracene	ND		ug/L	9.3	2.6	0.93	395350	02/14/26	02/15/26	ZFA
Di-n-butylphthalate	ND		ug/L	9.3	2.8	0.93	395350	02/14/26	02/15/26	ZFA
Fluoranthene	ND		ug/L	9.3	2.6	0.93	395350	02/14/26	02/15/26	ZFA
Benzidine	ND		ug/L	47	17	0.93	395350	02/14/26	02/15/26	ZFA
Pyrene	ND		ug/L	9.3	2.5	0.93	395350	02/14/26	02/15/26	ZFA
Butylbenzylphthalate	ND		ug/L	9.3	3.4	0.93	395350	02/14/26	02/15/26	ZFA
3,3'-Dichlorobenzidine	ND		ug/L	23	4.9	0.93	395350	02/14/26	02/15/26	ZFA
Benzo(a)anthracene	ND		ug/L	9.3	2.2	0.93	395350	02/14/26	02/15/26	ZFA
Chrysene	ND		ug/L	9.3	2.3	0.93	395350	02/14/26	02/15/26	ZFA
bis(2-Ethylhexyl)phthalate	ND		ug/L	9.3	3.1	0.93	395350	02/14/26	02/15/26	ZFA
Di-n-octylphthalate	ND		ug/L	9.3	4.4	0.93	395350	02/14/26	02/15/26	ZFA
Benzo(b)fluoranthene	ND		ug/L	9.3	2.8	0.93	395350	02/14/26	02/15/26	ZFA
Benzo(k)fluoranthene	ND		ug/L	9.3	2.9	0.93	395350	02/14/26	02/15/26	ZFA
Benzo(a)pyrene	ND		ug/L	9.3	2.9	0.93	395350	02/14/26	02/15/26	ZFA
Indeno(1,2,3-cd)pyrene	ND		ug/L	9.3	4.0	0.93	395350	02/14/26	02/15/26	ZFA
Dibenz(a,h)anthracene	ND		ug/L	9.3	3.9	0.93	395350	02/14/26	02/15/26	ZFA
Benzo(g,h,i)perylene	ND		ug/L	9.3	3.9	0.93	395350	02/14/26	02/15/26	ZFA
Surrogates				**Limits**						
2-Fluorophenol	29%		%REC	15-120		0.93	395350	02/14/26	02/15/26	ZFA
Phenol-d6	23%		%REC	15-120		0.93	395350	02/14/26	02/15/26	ZFA
2,4,6-Tribromophenol	64%		%REC	15-140		0.93	395350	02/14/26	02/15/26	ZFA
Nitrobenzene-d5	57%		%REC	15-123		0.93	395350	02/14/26	02/15/26	ZFA
2-Fluorobiphenyl	49%		%REC	15-120		0.93	395350	02/14/26	02/15/26	ZFA
Terphenyl-d14	69%		%REC	15-120		0.93	395350	02/14/26	02/15/26	ZFA
Method: SM 4500-CN-E Prep Method: METHOD										
Cyanide	ND		mg/L	0.0050	0.0017	0.5	395383	02/14/26	02/17/26	JAK
Method: SM 4500-S2-D Prep Method: METHOD										
Sulfide	ND		mg/L	0.10		1	395371	02/13/26	02/13/26	TXC
Method: SM 5310B Prep Method: SM 5310B										
Total Organic Carbon	**30**		mg/L	1.0	0.49	1	395353	02/13/26	02/13/26	ARM
Method: SM 9221B Prep Method: METHOD										
Coliform, Total	**>1,600**		MPN/100ml	1.8		1	395389	02/13/26 16:43	02/15/26 14:41	BLV
Method: SM 9221F										
Coliform, E. Coli	**240**		MPN/100ml	1.8		1	395389	02/13/26 16:43	02/15/26 14:41	BLV
Method: SM2130B										
Turbidity	**120**		NTU	0.20	0.12	1	395367	02/13/26 19:24	02/13/26 19:24	CDR
Method: SM2320B Prep Method: METHOD										
Bicarbonate	**140**		mg/L	6.0		2.5	395344	02/13/26	02/13/26	WWC
Alkalinity, Total as CaCO3	**130**		mg/L	5.0		2.5	395344	02/13/26	02/13/26	WWC
Method: SM2510B Prep Method: METHOD										

Results for any subcontracted analyses are not included in this section.

Analysis Results for 553152

553152-001 Analyte	Result	Qual	Units	RL	MDL	DF	Batch	Prepared	Analyzed	Chemist
Specific Conductance	**770**		umhos/cm	1.0		1	395357	02/13/26	02/13/26	CDR
Method: SM2540C Prep Method: METHOD										
Total Dissolved Solids	**570**		mg/L	20		2	395339	02/13/26	02/15/26	CDR
Method: SM2540D Prep Method: METHOD										
Total Suspended Solids	**100**		mg/L	0.5		1	395360	02/13/26	02/14/26	CKN
Method: SM5210B Prep Method: METHOD										
Biochemical Oxygen Demand	**12**	BOD5	mg/L	3.0		1	395347	02/13/26 15:52	02/18/26 15:53	AAB
Method: SM5220D Prep Method: SM 5220D										
Chemical Oxygen Demand	**80**		mg/L	4.0	2.0	1	395376	02/14/26	02/14/26	ARM

Results for any subcontracted analyses are not included in this section.

ENTHALPY ANALYTICAL

Analysis Results for 553152

Sample ID:	Lab ID: 553152-002	Collected: 02/13/26 09:16
SOUTH BASIN - S CENTRAL	Matrix: Water	

553152-002 Analyte	Result	Qual	Units	RL	MDL	DF	Batch	Prepared	Analyzed	Chemist
Method: EPA 1664A Prep Method: METHOD										
Total Oil and Grease	ND		mg/L	5.0	0.96	0.99	395420	02/15/26	02/15/26	JAG
Method: EPA 200.7 Prep Method: EPA 3015A										
Calcium	**100**		mg/L	0.10	0.022	1	395362	02/13/26	02/14/26	TWJ
Iron	**23**		mg/L	0.050	0.017	1	395362	02/13/26	02/15/26	TWJ
Magnesium	**19**		mg/L	0.10	0.010	1	395362	02/13/26	02/14/26	TWJ
Potassium	**22**		mg/L	0.50	0.15	1	395362	02/13/26	02/14/26	TWJ
Sodium	**83**		mg/L	0.50	0.017	1	395362	02/13/26	02/14/26	TWJ
Method: EPA 200.8 Prep Method: EPA 3015A										
Antimony	**1.7**	J	ug/L	2.0	1.0	1	395413	02/14/26	02/15/26	KCD
Arsenic	**12**		ug/L	2.0	0.27	1	395413	02/14/26	02/15/26	KCD
Barium	**230**		ug/L	5.0	0.44	1	395413	02/14/26	02/15/26	KCD
Beryllium	**1.1**		ug/L	1.0	0.083	1	395413	02/14/26	02/15/26	KCD
Boron	**320**		ug/L	50	38	5	395413	02/14/26	02/15/26	KCD
Cadmium	**0.40**	J	ug/L	1.0	0.072	1	395413	02/14/26	02/15/26	KCD
Chromium	**23**		ug/L	5.0	0.43	1	395413	02/14/26	02/15/26	KCD
Cobalt	**12**		ug/L	1.0	0.090	1	395413	02/14/26	02/15/26	KCD
Copper	**35**		ug/L	3.0	0.96	1	395413	02/14/26	02/15/26	KCD
Lead	**20**		ug/L	5.0	0.23	1	395413	02/14/26	02/15/26	KCD
Manganese	**410**		ug/L	10	3.8	1	395413	02/14/26	02/15/26	KCD
Nickel	**23**		ug/L	5.0	1.3	1	395413	02/14/26	02/15/26	KCD
Selenium	**5.3**		ug/L	4.0	1.9	1	395413	02/14/26	02/15/26	KCD
Silver	ND		ug/L	5.0	0.37	1	395413	02/14/26	02/15/26	KCD
Thallium	ND		ug/L	1.0	0.25	1	395413	02/14/26	02/15/26	KCD
Tin	ND		ug/L	5.0	1.5	1	395413	02/14/26	02/15/26	KCD
Vanadium	**47**		ug/L	5.0	0.36	1	395413	02/14/26	02/15/26	KCD
Zinc	**110**		ug/L	10	7.6	1	395413	02/14/26	02/15/26	KCD
Method: EPA 245.1 Prep Method: EPA 245.1										
Mercury	**0.12**	J	ug/L	0.40	0.091	1	395394	02/14/26	02/14/26	KCD
Method: EPA 300.0 Prep Method: METHOD										
Fluoride	**0.25**		mg/L	0.20	0.059	1	395327	02/13/26 16:20	02/14/26 00:51	KUM
Chloride	**44**		mg/L	1.0	0.26	1	395327	02/13/26 16:20	02/14/26 00:51	KUM
Nitrogen, Nitrite	**0.03**	J	mg/L	0.10	0.02	1	395327	02/13/26 16:20	02/14/26 00:51	KUM
Bromide	**0.12**	J	mg/L	0.30	0.061	1	395327	02/13/26 16:20	02/14/26 00:51	KUM
Nitrogen, Nitrate	**0.23**		mg/L	0.10	0.05	1	395327	02/13/26 16:20	02/14/26 00:51	KUM
Sulfate	**200**		mg/L	10	1.8	10	395327	02/13/26 16:20	02/14/26 01:14	KUM

Results for any subcontracted analyses are not included in this section.

ENTHALPY ANALYTICAL

Analysis Results for 553152

553152-002 Analyte	Result	Qual	Units	RL	MDL	DF	Batch	Prepared	Analyzed	Chemist
Method: EPA 350.1 Prep Method: METHOD										
Ammonia-N	**0.18**		mg/L	0.10	0.068	1	395384	02/14/26	02/17/26	JAK
Method: EPA 420.1 Prep Method: METHOD										
Total Phenolics	ND		mg/L	0.010	0.0056	1	395317	02/13/26	02/13/26	LVL
Method: EPA 625.1 Prep Method: EPA 3510C										
a-Terpineol	ND		ug/L	9.4	1.9	0.94	395350	02/14/26	02/14/26	ZFA
Benzoic acid	ND		ug/L	47	10	0.94	395350	02/14/26	02/15/26	ZFA
2-Methylphenol	ND		ug/L	9.4	3.1	0.94	395350	02/14/26	02/15/26	ZFA
Pyridine	ND		ug/L	9.4	2.7	0.94	395350	02/14/26	02/15/26	ZFA
Phenol	ND		ug/L	9.4	2.0	0.94	395350	02/14/26	02/15/26	ZFA
Naphthalene	ND		ug/L	9.4	3.4	0.94	395350	02/14/26	02/15/26	ZFA
3-,4-Methylphenol	ND		ug/L	9.4	2.8	0.94	395350	02/14/26	02/15/26	ZFA
Cresol	ND		ug/L	9.4		0.94	395350	02/14/26	02/15/26	ZFA
Surrogates				**Limits**						
2-Fluorophenol	28%	*	%REC	36-95		0.94	395350	02/14/26	02/15/26	ZFA
Phenol-d6	23%	*	%REC	28-82		0.94	395350	02/14/26	02/15/26	ZFA
2,4,6-Tribromophenol	62%		%REC	61-140		0.94	395350	02/14/26	02/15/26	ZFA
Nitrobenzene-d5	54%		%REC	48-123		0.94	395350	02/14/26	02/15/26	ZFA
2-Fluorobiphenyl	48%	*	%REC	51-105		0.94	395350	02/14/26	02/15/26	ZFA
Terphenyl-d14	68%		%REC	65-117		0.94	395350	02/14/26	02/15/26	ZFA
Method: EPA 8081A Prep Method: EPA 3510C										
alpha-BHC	ND		ug/L	0.05	0.009	0.94	395405	02/14/26	02/14/26	HQN
beta-BHC	ND		ug/L	0.05	0.01	0.94	395405	02/14/26	02/14/26	HQN
gamma-BHC	ND		ug/L	0.05	0.008	0.94	395405	02/14/26	02/14/26	HQN
delta-BHC	ND		ug/L	0.05	0.01	0.94	395405	02/14/26	02/14/26	HQN
Heptachlor	ND		ug/L	0.05	0.01	0.94	395405	02/14/26	02/14/26	HQN
Aldrin	ND		ug/L	0.05	0.01	0.94	395405	02/14/26	02/14/26	HQN
Heptachlor epoxide	ND		ug/L	0.05	0.009	0.94	395405	02/14/26	02/14/26	HQN
Endosulfan I	ND		ug/L	0.05	0.01	0.94	395405	02/14/26	02/14/26	HQN
Dieldrin	ND		ug/L	0.09	0.01	0.94	395405	02/14/26	02/14/26	HQN
4,4'-DDE	ND		ug/L	0.09	0.01	0.94	395405	02/14/26	02/14/26	HQN
Endrin	ND		ug/L	0.09	0.01	0.94	395405	02/14/26	02/14/26	HQN
Endosulfan II	ND		ug/L	0.09	0.02	0.94	395405	02/14/26	02/14/26	HQN
Endosulfan sulfate	ND		ug/L	0.09	0.01	0.94	395405	02/14/26	02/14/26	HQN
4,4'-DDD	ND		ug/L	0.09	0.01	0.94	395405	02/14/26	02/14/26	HQN
Endrin aldehyde	ND		ug/L	0.09	0.02	0.94	395405	02/14/26	02/14/26	HQN
Endrin ketone	ND		ug/L	0.09	0.02	0.94	395405	02/14/26	02/14/26	HQN
4,4'-DDT	ND		ug/L	0.09	0.03	0.94	395405	02/14/26	02/14/26	HQN
Methoxychlor	ND		ug/L	0.09	0.03	0.94	395405	02/14/26	02/14/26	HQN
Toxaphene	ND		ug/L	1.9	0.4	0.94	395405	02/14/26	02/14/26	HQN
Chlordane (Technical)	ND		ug/L	0.9	0.2	0.94	395405	02/14/26	02/14/26	HQN
Surrogates				**Limits**						
TCMX	74%		%REC	29-120		0.94	395405	02/14/26	02/14/26	HQN
Decachlorobiphenyl	76%		%REC	33-132		0.94	395405	02/14/26	02/14/26	HQN
Method: EPA 8082 Prep Method: EPA 3510C										
Aroclor-1016	ND		ug/L	0.47	0.29	0.94	395405	02/14/26	02/14/26	HQN

Results for any subcontracted analyses are not included in this section.

ENTHALPY ANALYTICAL

Analysis Results for 553152

553152-002 Analyte	Result	Qual	Units	RL	MDL	DF	Batch	Prepared	Analyzed	Chemist
Aroclor-1221	ND		ug/L	0.47	0.44	0.94	395405	02/14/26	02/14/26	HQN
Aroclor-1232	ND		ug/L	0.47	0.26	0.94	395405	02/14/26	02/14/26	HQN
Aroclor-1242	ND		ug/L	0.47	0.27	0.94	395405	02/14/26	02/14/26	HQN
Aroclor-1248	ND		ug/L	0.47	0.22	0.94	395405	02/14/26	02/14/26	HQN
Aroclor-1254	ND		ug/L	0.47	0.25	0.94	395405	02/14/26	02/14/26	HQN
Aroclor-1260	ND		ug/L	0.47	0.31	0.94	395405	02/14/26	02/14/26	HQN
Aroclor-1262	ND		ug/L	0.47	0.28	0.94	395405	02/14/26	02/14/26	HQN
Aroclor-1268	ND		ug/L	0.47	0.24	0.94	395405	02/14/26	02/14/26	HQN
Surrogates				**Limits**						
Decachlorobiphenyl (PCB)	63%		%REC	28-138		0.94	395405	02/14/26	02/14/26	HQN
Method: EPA 8260B Prep Method: EPA 5030B										
Carbon Disulfide	ND		ug/L	5.0	0.2	1	395299	02/13/26	02/13/26	LYZ
Chloroprene	ND		ug/L	200	0.4	1	395299	02/13/26	02/13/26	LYZ
3-Chloropropene	ND		ug/L	5.0	0.3	1	395299	02/13/26	02/13/26	LYZ
Ethyl methacrylate	ND		ug/L	50	2.1	1	395299	02/13/26	02/13/26	LYZ
Ethanol	ND		ug/L	500	110	1	395299	02/13/26	02/13/26	LYZ
2-Hexanone	ND		ug/L	5.0	1.1	1	395299	02/13/26	02/13/26	LYZ
Isopropanol (IPA)	ND		ug/L	200	52	1	395299	02/13/26	02/13/26	LYZ
Methyl acrylonitrile	ND		ug/L	35	3.7	1	395299	02/13/26	02/13/26	LYZ
Vinyl Acetate	ND		ug/L	50	15	1	395299	02/13/26	02/13/26	LYZ
Acrolein	ND		ug/L	200	2.7	1	395299	02/13/26	02/13/26	LYZ
Acrylonitrile	ND		ug/L	10	0.7	1	395299	02/13/26	02/13/26	LYZ
Freon 12	ND		ug/L	5.0	0.1	1	395299	02/13/26	02/13/26	LYZ
Chloromethane	ND		ug/L	5.0	0.2	1	395299	02/13/26	02/13/26	LYZ
Vinyl Chloride	ND		ug/L	5.0	0.1	1	395299	02/13/26	02/13/26	LYZ
Bromomethane	ND		ug/L	5.0	0.2	1	395299	02/13/26	02/13/26	LYZ
Chloroethane	ND		ug/L	5.0	0.1	1	395299	02/13/26	02/13/26	LYZ
Trichlorofluoromethane	ND		ug/L	5.0	0.06	1	395299	02/13/26	02/13/26	LYZ
Iodomethane	ND		ug/L	5.0		1	395299	02/13/26	02/13/26	LYZ
Acetone	ND		ug/L	100	5.0	1	395299	02/13/26	02/13/26	LYZ
Freon 113	ND		ug/L	5.0	0.1	1	395299	02/13/26	02/13/26	LYZ
1,1-Dichloroethene	ND		ug/L	5.0	0.08	1	395299	02/13/26	02/13/26	LYZ
Methylene Chloride	ND		ug/L	10	0.2	1	395299	02/13/26	02/13/26	LYZ
MTBE	ND		ug/L	5.0	0.09	1	395299	02/13/26	02/13/26	LYZ
trans-1,2-Dichloroethene	ND		ug/L	5.0	0.1	1	395299	02/13/26	02/13/26	LYZ
1,1-Dichloroethane	ND		ug/L	5.0	0.1	1	395299	02/13/26	02/13/26	LYZ
2-Butanone	ND		ug/L	10	1.5	1	395299	02/13/26	02/13/26	LYZ
cis-1,2-Dichloroethene	ND		ug/L	5.0	0.09	1	395299	02/13/26	02/13/26	LYZ
2,2-Dichloropropane	ND		ug/L	5.0	0.1	1	395299	02/13/26	02/13/26	LYZ
Chloroform	ND		ug/L	5.0	0.08	1	395299	02/13/26	02/13/26	LYZ
Bromochloromethane	ND		ug/L	5.0	0.2	1	395299	02/13/26	02/13/26	LYZ
1,1,1-Trichloroethane	ND		ug/L	5.0	0.09	1	395299	02/13/26	02/13/26	LYZ
1,1-Dichloropropene	ND		ug/L	5.0	0.08	1	395299	02/13/26	02/13/26	LYZ
Carbon Tetrachloride	ND		ug/L	5.0	0.06	1	395299	02/13/26	02/13/26	LYZ
1,2-Dichloroethane	ND		ug/L	5.0	0.1	1	395299	02/13/26	02/13/26	LYZ
Benzene	ND		ug/L	1.0	0.1	1	395299	02/13/26	02/13/26	LYZ
Trichloroethene	ND		ug/L	5.0	0.1	1	395299	02/13/26	02/13/26	LYZ
1,2-Dichloropropane	ND		ug/L	5.0	0.1	1	395299	02/13/26	02/13/26	LYZ
Bromodichloromethane	ND		ug/L	5.0	0.09	1	395299	02/13/26	02/13/26	LYZ
Dibromomethane	ND		ug/L	5.0	0.1	1	395299	02/13/26	02/13/26	LYZ
4-Methyl-2-Pentanone	ND		ug/L	5.0	1.0	1	395299	02/13/26	02/13/26	LYZ

Results for any subcontracted analyses are not included in this section.

ENTHALPY ANALYTICAL

Analysis Results for 553152

553152-002 Analyte	Result	Qual	Units	RL	MDL	DF	Batch	Prepared	Analyzed	Chemist
cis-1,3-Dichloropropene	ND		ug/L	5.0	0.3	1	395299	02/13/26	02/13/26	LYZ
Toluene	ND		ug/L	5.0	0.2	1	395299	02/13/26	02/13/26	LYZ
trans-1,3-Dichloropropene	ND		ug/L	5.0	0.3	1	395299	02/13/26	02/13/26	LYZ
1,1,2-Trichloroethane	ND		ug/L	5.0	0.2	1	395299	02/13/26	02/13/26	LYZ
1,3-Dichloropropane	ND		ug/L	5.0	0.1	1	395299	02/13/26	02/13/26	LYZ
Tetrachloroethene	ND		ug/L	5.0	0.1	1	395299	02/13/26	02/13/26	LYZ
Dibromochloromethane	ND		ug/L	5.0	0.08	1	395299	02/13/26	02/13/26	LYZ
1,2-Dibromoethane	ND		ug/L	5.0	0.2	1	395299	02/13/26	02/13/26	LYZ
Chlorobenzene	ND		ug/L	5.0	0.1	1	395299	02/13/26	02/13/26	LYZ
1,1,1,2-Tetrachloroethane	ND		ug/L	5.0	0.08	1	395299	02/13/26	02/13/26	LYZ
Ethylbenzene	ND		ug/L	5.0	0.09	1	395299	02/13/26	02/13/26	LYZ
m,p-Xylenes	ND		ug/L	5.0	0.2	1	395299	02/13/26	02/13/26	LYZ
o-Xylene	ND		ug/L	5.0	0.1	1	395299	02/13/26	02/13/26	LYZ
Styrene	ND		ug/L	5.0	0.08	1	395299	02/13/26	02/13/26	LYZ
Bromoform	ND		ug/L	5.0	0.08	1	395299	02/13/26	02/13/26	LYZ
Isopropylbenzene	ND		ug/L	5.0	0.1	1	395299	02/13/26	02/13/26	LYZ
1,1,2,2-Tetrachloroethane	ND		ug/L	5.0	0.2	1	395299	02/13/26	02/13/26	LYZ
1,2,3-Trichloropropane	ND		ug/L	5.0	0.2	1	395299	02/13/26	02/13/26	LYZ
Propylbenzene	ND		ug/L	5.0	0.1	1	395299	02/13/26	02/13/26	LYZ
Bromobenzene	ND		ug/L	5.0	0.09	1	395299	02/13/26	02/13/26	LYZ
1,3,5-Trimethylbenzene	ND		ug/L	5.0	0.1	1	395299	02/13/26	02/13/26	LYZ
2-Chlorotoluene	ND		ug/L	5.0	0.1	1	395299	02/13/26	02/13/26	LYZ
4-Chlorotoluene	ND		ug/L	5.0	0.1	1	395299	02/13/26	02/13/26	LYZ
tert-Butylbenzene	ND		ug/L	5.0	0.1	1	395299	02/13/26	02/13/26	LYZ
1,2,4-Trimethylbenzene	ND		ug/L	5.0	0.1	1	395299	02/13/26	02/13/26	LYZ
sec-Butylbenzene	ND		ug/L	5.0	0.1	1	395299	02/13/26	02/13/26	LYZ
para-Isopropyl Toluene	ND		ug/L	5.0	0.1	1	395299	02/13/26	02/13/26	LYZ
1,3-Dichlorobenzene	ND		ug/L	5.0	0.1	1	395299	02/13/26	02/13/26	LYZ
1,4-Dichlorobenzene	ND		ug/L	5.0	0.2	1	395299	02/13/26	02/13/26	LYZ
n-Butylbenzene	ND		ug/L	5.0	0.1	1	395299	02/13/26	02/13/26	LYZ
1,2-Dichlorobenzene	ND		ug/L	5.0	0.09	1	395299	02/13/26	02/13/26	LYZ
1,2-Dibromo-3-Chloropropane	ND		ug/L	5.0	0.5	1	395299	02/13/26	02/13/26	LYZ
1,2,4-Trichlorobenzene	ND		ug/L	5.0	0.2	1	395299	02/13/26	02/13/26	LYZ
Hexachlorobutadiene	ND		ug/L	5.0	0.2	1	395299	02/13/26	02/13/26	LYZ
1,2,3-Trichlorobenzene	ND		ug/L	5.0	0.1	1	395299	02/13/26	02/13/26	LYZ
cis-1,4-Dichloro-2-butene	ND		ug/L	5.0	0.4	1	395299	02/13/26	02/13/26	LYZ
trans-1,4-Dichloro-2-butene	ND		ug/L	5.0	0.4	1	395299	02/13/26	02/13/26	LYZ
Xylene (total)	ND		ug/L	5.0		1	395299	02/13/26	02/13/26	LYZ
Surrogates				**Limits**						
Dibromofluoromethane	117%		%REC	70-130		1	395299	02/13/26	02/13/26	LYZ
1,2-Dichloroethane-d4	113%		%REC	70-130		1	395299	02/13/26	02/13/26	LYZ
Toluene-d8	97%		%REC	70-130		1	395299	02/13/26	02/13/26	LYZ
Bromofluorobenzene	95%		%REC	70-130		1	395299	02/13/26	02/13/26	LYZ
Method: EPA 8270C-SIM Prep Method: EPA 3535										
1,4-Dioxane	**2.0**		ug/L	1.0	0.84	1	395408	02/14/26	02/15/26	ZFA
Surrogates				**Limits**						
1,4-Dioxane-d8 (SUR)	97%		%REC	80-120		1	395408	02/14/26	02/15/26	ZFA
Method: EPA 8270E Prep Method: EPA 3510C										

Results for any subcontracted analyses are not included in this section.

ENTHALPY ANALYTICAL

Analysis Results for 553152

553152-002 Analyte	Result	Qual	Units	RL	MDL	DF	Batch	Prepared	Analyzed	Chemist
Carbazole	ND		ug/L	9.4	2.6	0.94	395350	02/14/26	02/15/26	ZFA
N-Nitrosodimethylamine	ND		ug/L	9.4	2.7	0.94	395350	02/14/26	02/15/26	ZFA
Aniline	ND		ug/L	9.4	2.7	0.94	395350	02/14/26	02/15/26	ZFA
bis(2-Chloroethyl)ether	ND		ug/L	24	3.5	0.94	395350	02/14/26	02/15/26	ZFA
2-Chlorophenol	ND		ug/L	9.4	3.4	0.94	395350	02/14/26	02/15/26	ZFA
1,3-Dichlorobenzene	ND		ug/L	9.4	3.1	0.94	395350	02/14/26	02/15/26	ZFA
1,4-Dichlorobenzene	ND		ug/L	9.4	3.2	0.94	395350	02/14/26	02/15/26	ZFA
Benzyl alcohol	ND		ug/L	24	5.4	0.94	395350	02/14/26	02/15/26	ZFA
1,2-Dichlorobenzene	ND		ug/L	9.4	3.1	0.94	395350	02/14/26	02/15/26	ZFA
bis(2-Chloroisopropyl) ether	ND		ug/L	9.4	3.6	0.94	395350	02/14/26	02/15/26	ZFA
N-Nitroso-di-n-propylamine	ND		ug/L	9.4	3.6	0.94	395350	02/14/26	02/15/26	ZFA
Hexachloroethane	ND		ug/L	9.4	2.8	0.94	395350	02/14/26	02/15/26	ZFA
Nitrobenzene	ND		ug/L	24	7.9	0.94	395350	02/14/26	02/15/26	ZFA
Isophorone	ND		ug/L	9.4	3.5	0.94	395350	02/14/26	02/15/26	ZFA
2-Nitrophenol	ND		ug/L	9.4	5.1	0.94	395350	02/14/26	02/15/26	ZFA
2,4-Dimethylphenol	ND		ug/L	9.4	3.1	0.94	395350	02/14/26	02/15/26	ZFA
bis(2-Chloroethoxy)methane	ND		ug/L	9.4	3.5	0.94	395350	02/14/26	02/15/26	ZFA
2,4-Dichlorophenol	ND		ug/L	9.4	3.5	0.94	395350	02/14/26	02/15/26	ZFA
1,2,4-Trichlorobenzene	ND		ug/L	9.4	3.2	0.94	395350	02/14/26	02/15/26	ZFA
4-Chloroaniline	ND		ug/L	9.4	2.9	0.94	395350	02/14/26	02/15/26	ZFA
Hexachlorobutadiene	ND		ug/L	9.4	2.1	0.94	395350	02/14/26	02/15/26	ZFA
4-Chloro-3-methylphenol	ND		ug/L	9.4	3.4	0.94	395350	02/14/26	02/15/26	ZFA
2-Methylnaphthalene	ND		ug/L	9.4	3.2	0.94	395350	02/14/26	02/15/26	ZFA
Hexachlorocyclopentadiene	ND		ug/L	24	7.4	0.94	395350	02/14/26	02/15/26	ZFA
2,4,6-Trichlorophenol	ND		ug/L	9.4	3.8	0.94	395350	02/14/26	02/15/26	ZFA
2,4,5-Trichlorophenol	ND		ug/L	9.4	3.5	0.94	395350	02/14/26	02/15/26	ZFA
2-Chloronaphthalene	ND		ug/L	9.4	3.2	0.94	395350	02/14/26	02/15/26	ZFA
2-Nitroaniline	ND		ug/L	47	4.1	0.94	395350	02/14/26	02/15/26	ZFA
Dimethylphthalate	ND		ug/L	9.4	3.2	0.94	395350	02/14/26	02/15/26	ZFA
Acenaphthylene	ND		ug/L	9.4	3.6	0.94	395350	02/14/26	02/15/26	ZFA
2,6-Dinitrotoluene	ND		ug/L	9.4	4.2	0.94	395350	02/14/26	02/15/26	ZFA
3-Nitroaniline	ND		ug/L	9.4	3.8	0.94	395350	02/14/26	02/15/26	ZFA
Acenaphthene	ND		ug/L	9.4	3.1	0.94	395350	02/14/26	02/15/26	ZFA
2,4-Dinitrophenol	ND		ug/L	47	14	0.94	395350	02/14/26	02/15/26	ZFA
4-Nitrophenol	ND		ug/L	47	8.0	0.94	395350	02/14/26	02/15/26	ZFA
Dibenzofuran	ND		ug/L	9.4	3.0	0.94	395350	02/14/26	02/15/26	ZFA
2,4-Dinitrotoluene	ND		ug/L	9.4	4.0	0.94	395350	02/14/26	02/15/26	ZFA
Diethylphthalate	ND		ug/L	9.4	2.8	0.94	395350	02/14/26	02/15/26	ZFA
Fluorene	ND		ug/L	9.4	2.9	0.94	395350	02/14/26	02/15/26	ZFA
4-Chlorophenyl-phenylether	ND		ug/L	9.4	2.9	0.94	395350	02/14/26	02/15/26	ZFA
4-Nitroaniline	ND		ug/L	9.4	3.2	0.94	395350	02/14/26	02/15/26	ZFA
4,6-Dinitro-2-methylphenol	ND		ug/L	47	16	0.94	395350	02/14/26	02/15/26	ZFA
N-Nitrosodiphenylamine	ND		ug/L	9.4	3.7	0.94	395350	02/14/26	02/15/26	ZFA
1,2-diphenylhydrazine (as azobenzene)	ND		ug/L	9.4	2.8	0.94	395350	02/14/26	02/15/26	ZFA
4-Bromophenyl-phenylether	ND		ug/L	9.4	3.1	0.94	395350	02/14/26	02/15/26	ZFA
Hexachlorobenzene	ND		ug/L	9.4	2.9	0.94	395350	02/14/26	02/15/26	ZFA
Pentachlorophenol	ND		ug/L	24	5.4	0.94	395350	02/14/26	02/15/26	ZFA
Phenanthrene	ND		ug/L	9.4	2.8	0.94	395350	02/14/26	02/15/26	ZFA
Anthracene	ND		ug/L	9.4	2.6	0.94	395350	02/14/26	02/15/26	ZFA
Di-n-butylphthalate	ND		ug/L	9.4	2.8	0.94	395350	02/14/26	02/15/26	ZFA
Fluoranthene	ND		ug/L	9.4	2.7	0.94	395350	02/14/26	02/15/26	ZFA

Results for any subcontracted analyses are not included in this section.

ENTHALPY ANALYTICAL

Analysis Results for 553152

553152-002 Analyte	Result	Qual	Units	RL	MDL	DF	Batch	Prepared	Analyzed	Chemist
Benzidine	ND		ug/L	47	18	0.94	395350	02/14/26	02/15/26	ZFA
Pyrene	ND		ug/L	9.4	2.5	0.94	395350	02/14/26	02/15/26	ZFA
Butylbenzylphthalate	ND		ug/L	9.4	3.4	0.94	395350	02/14/26	02/15/26	ZFA
3,3'-Dichlorobenzidine	ND		ug/L	24	4.9	0.94	395350	02/14/26	02/15/26	ZFA
Benzo(a)anthracene	ND		ug/L	9.4	2.3	0.94	395350	02/14/26	02/15/26	ZFA
Chrysene	ND		ug/L	9.4	2.3	0.94	395350	02/14/26	02/15/26	ZFA
bis(2-Ethylhexyl)phthalate	ND		ug/L	9.4	3.1	0.94	395350	02/14/26	02/15/26	ZFA
Di-n-octylphthalate	ND		ug/L	9.4	4.4	0.94	395350	02/14/26	02/15/26	ZFA
Benzo(b)fluoranthene	ND		ug/L	9.4	2.9	0.94	395350	02/14/26	02/15/26	ZFA
Benzo(k)fluoranthene	ND		ug/L	9.4	2.9	0.94	395350	02/14/26	02/15/26	ZFA
Benzo(a)pyrene	ND		ug/L	9.4	3.0	0.94	395350	02/14/26	02/15/26	ZFA
Indeno(1,2,3-cd)pyrene	ND		ug/L	9.4	4.0	0.94	395350	02/14/26	02/15/26	ZFA
Dibenz(a,h)anthracene	ND		ug/L	9.4	3.9	0.94	395350	02/14/26	02/15/26	ZFA
Benzo(g,h,i)perylene	ND		ug/L	9.4	3.9	0.94	395350	02/14/26	02/15/26	ZFA
Surrogates				**Limits**						
2-Fluorophenol	28%		%REC	15-120		0.94	395350	02/14/26	02/15/26	ZFA
Phenol-d6	23%		%REC	15-120		0.94	395350	02/14/26	02/15/26	ZFA
2,4,6-Tribromophenol	62%		%REC	15-140		0.94	395350	02/14/26	02/15/26	ZFA
Nitrobenzene-d5	54%		%REC	15-123		0.94	395350	02/14/26	02/15/26	ZFA
2-Fluorobiphenyl	48%		%REC	15-120		0.94	395350	02/14/26	02/15/26	ZFA
Terphenyl-d14	68%		%REC	15-120		0.94	395350	02/14/26	02/15/26	ZFA
Method: SM 4500-CN-E Prep Method: METHOD										
Cyanide	**0.0018**	J	mg/L	0.0050	0.0017	0.5	395383	02/14/26	02/17/26	JAK
Method: SM 4500-S2-D Prep Method: METHOD										
Sulfide	ND		mg/L	0.10		1	395371	02/13/26	02/13/26	TXC
Method: SM 5310B Prep Method: SM 5310B										
Total Organic Carbon	**36**		mg/L	1.0	0.49	1	395353	02/13/26	02/13/26	ARM
Method: SM 9221B Prep Method: METHOD										
Coliform, Total	**>1,600**		MPN/100ml	1.8		1	395389	02/13/26 16:43	02/17/26 13:20	BLV
Method: SM 9221F										
Coliform, E. Coli	**>1,600**		MPN/100ml	1.8		1	395389	02/13/26 16:43	02/16/26 14:12	BLV
Method: SM2130B										
Turbidity	**1,300**		NTU	0.20	0.12	1	395367	02/13/26 19:24	02/13/26 19:24	CDR
Method: SM2320B Prep Method: METHOD										
Bicarbonate	**200**		mg/L	6.0		2.5	395344	02/13/26	02/13/26	WWC
Alkalinity, Total as CaCO3	**190**		mg/L	5.0		2.5	395344	02/13/26	02/13/26	WWC
Method: SM2510B Prep Method: METHOD										
Specific Conductance	**860**		umhos/cm	1.0		1	395357	02/13/26	02/13/26	CDR
Method: SM2540C Prep Method: METHOD										
Total Dissolved Solids	**650**		mg/L	20		2	395339	02/13/26	02/15/26	CDR

Results for any subcontracted analyses are not included in this section.

ENTHALPY ANALYTICAL

Analysis Results for 553152

553152-002 Analyte	Result	Qual	Units	RL	MDL	DF	Batch	Prepared	Analyzed	Chemist
Method: SM2540D Prep Method: METHOD										
Total Suspended Solids	**1,400**		mg/L	0.5		1	395360	02/13/26	02/14/26	CKN
Method: SM5210B Prep Method: METHOD										
Biochemical Oxygen Demand	**14**		mg/L	3.0		1	395347	02/13/26 15:52	02/18/26 15:53	AAB
Method: SM5220D Prep Method: SM 5220D										
Chemical Oxygen Demand	**87**		mg/L	4.0	2.0	1	395376	02/14/26	02/14/26	ARM

Results for any subcontracted analyses are not included in this section.

ENTHALPY ANALYTICAL

Analysis Results for 553152

Sample ID:	Lab ID: 553152-003	Collected: 02/13/26 11:08
SOUTH BASIN - W CENTRAL	Matrix: Water	

553152-003 Analyte	Result	Qual	Units	RL	MDL	DF	Batch	Prepared	Analyzed	Chemist
Method: EPA 1664A Prep Method: METHOD										
Total Oil and Grease	ND		mg/L	4.9	0.96	0.99	395420	02/15/26	02/15/26	JAG
Method: EPA 200.7 Prep Method: EPA 3015A										
Calcium	**65**		mg/L	0.10	0.022	1	395362	02/13/26	02/14/26	TWJ
Iron	**2.0**		mg/L	0.050	0.017	1	395362	02/13/26	02/15/26	TWJ
Magnesium	**10**		mg/L	0.10	0.010	1	395362	02/13/26	02/14/26	TWJ
Potassium	**14**		mg/L	0.50	0.15	1	395362	02/13/26	02/14/26	TWJ
Sodium	**78**		mg/L	0.50	0.017	1	395362	02/13/26	02/14/26	TWJ
Method: EPA 200.8 Prep Method: EPA 3015A										
Antimony	**1.7**	J	ug/L	2.0	1.0	1	395413	02/14/26	02/15/26	KCD
Arsenic	**6.9**		ug/L	2.0	0.27	1	395413	02/14/26	02/15/26	KCD
Barium	**43**		ug/L	5.0	0.44	1	395413	02/14/26	02/15/26	KCD
Beryllium	**0.12**	J	ug/L	1.0	0.083	1	395413	02/14/26	02/15/26	KCD
Boron	**260**		ug/L	50	38	5	395413	02/14/26	02/15/26	KCD
Cadmium	ND		ug/L	1.0	0.072	1	395413	02/14/26	02/15/26	KCD
Chromium	**4.0**	J	ug/L	5.0	0.43	1	395413	02/14/26	02/15/26	KCD
Cobalt	**1.7**		ug/L	1.0	0.090	1	395413	02/14/26	02/15/26	KCD
Copper	**10**		ug/L	3.0	0.96	1	395413	02/14/26	02/15/26	KCD
Lead	**1.7**	J	ug/L	5.0	0.23	1	395413	02/14/26	02/15/26	KCD
Manganese	**53**		ug/L	10	3.8	1	395413	02/14/26	02/15/26	KCD
Nickel	**4.9**	J	ug/L	5.0	1.3	1	395413	02/14/26	02/15/26	KCD
Selenium	**4.1**		ug/L	4.0	1.9	1	395413	02/14/26	02/15/26	KCD
Silver	ND		ug/L	5.0	0.37	1	395413	02/14/26	02/15/26	KCD
Thallium	ND		ug/L	1.0	0.25	1	395413	02/14/26	02/15/26	KCD
Tin	ND		ug/L	5.0	1.5	1	395413	02/14/26	02/15/26	KCD
Vanadium	**10**		ug/L	5.0	0.36	1	395413	02/14/26	02/15/26	KCD
Zinc	**12**		ug/L	10	7.6	1	395413	02/14/26	02/15/26	KCD
Method: EPA 245.1 Prep Method: EPA 245.1										
Mercury	ND		ug/L	0.40	0.091	1	395394	02/14/26	02/14/26	KCD
Method: EPA 300.0 Prep Method: METHOD										
Fluoride	**0.24**		mg/L	0.20	0.059	1	395327	02/13/26 16:20	02/14/26 01:37	KUM
Chloride	**40**		mg/L	1.0	0.26	1	395327	02/13/26 16:20	02/14/26 01:37	KUM
Nitrogen, Nitrite	**0.06**	J	mg/L	0.10	0.02	1	395327	02/13/26 16:20	02/14/26 01:37	KUM
Bromide	**0.13**	J	mg/L	0.30	0.061	1	395327	02/13/26 16:20	02/14/26 01:37	KUM
Nitrogen, Nitrate	**0.51**		mg/L	0.10	0.05	1	395327	02/13/26 16:20	02/14/26 01:37	KUM
Sulfate	**190**		mg/L	10	1.8	10	395327	02/13/26 16:20	02/14/26 02:00	KUM

Results for any subcontracted analyses are not included in this section.

ENTHALPY ANALYTICAL

Analysis Results for 553152

553152-003 Analyte	Result	Qual	Units	RL	MDL	DF	Batch	Prepared	Analyzed	Chemist
Method: EPA 350.1 Prep Method: METHOD										
Ammonia-N	**0.070**	J	mg/L	0.10	0.068	1	395384	02/14/26	02/17/26	JAK
Method: EPA 420.1 Prep Method: METHOD										
Total Phenolics	ND		mg/L	0.010	0.0056	1	395317	02/13/26	02/13/26	LVL
Method: EPA 625.1 Prep Method: EPA 3510C										
a-Terpineol	ND		ug/L	9.4	1.9	0.94	395350	02/14/26	02/14/26	ZFA
Benzoic acid	ND		ug/L	47	10	0.94	395350	02/14/26	02/15/26	ZFA
2-Methylphenol	ND		ug/L	9.4	3.0	0.94	395350	02/14/26	02/15/26	ZFA
Pyridine	ND		ug/L	9.4	2.6	0.94	395350	02/14/26	02/15/26	ZFA
Phenol	ND		ug/L	9.4	2.0	0.94	395350	02/14/26	02/15/26	ZFA
Naphthalene	ND		ug/L	9.4	3.4	0.94	395350	02/14/26	02/15/26	ZFA
3-,4-Methylphenol	ND		ug/L	9.4	2.8	0.94	395350	02/14/26	02/15/26	ZFA
Cresol	ND		ug/L	9.4		0.94	395350	02/14/26	02/15/26	ZFA
Surrogates				**Limits**						
2-Fluorophenol	34%	*	%REC	36-95		0.94	395350	02/14/26	02/15/26	ZFA
Phenol-d6	26%	*	%REC	28-82		0.94	395350	02/14/26	02/15/26	ZFA
2,4,6-Tribromophenol	68%		%REC	61-140		0.94	395350	02/14/26	02/15/26	ZFA
Nitrobenzene-d5	68%		%REC	48-123		0.94	395350	02/14/26	02/15/26	ZFA
2-Fluorobiphenyl	55%		%REC	51-105		0.94	395350	02/14/26	02/15/26	ZFA
Terphenyl-d14	73%		%REC	65-117		0.94	395350	02/14/26	02/15/26	ZFA
Method: EPA 8081A Prep Method: EPA 3510C										
alpha-BHC	ND		ug/L	0.05	0.009	0.94	395405	02/14/26	02/14/26	HQN
beta-BHC	ND		ug/L	0.05	0.01	0.94	395405	02/14/26	02/14/26	HQN
gamma-BHC	ND		ug/L	0.05	0.008	0.94	395405	02/14/26	02/14/26	HQN
delta-BHC	ND		ug/L	0.05	0.01	0.94	395405	02/14/26	02/14/26	HQN
Heptachlor	ND		ug/L	0.05	0.01	0.94	395405	02/14/26	02/14/26	HQN
Aldrin	ND		ug/L	0.05	0.01	0.94	395405	02/14/26	02/14/26	HQN
Heptachlor epoxide	ND		ug/L	0.05	0.009	0.94	395405	02/14/26	02/14/26	HQN
Endosulfan I	ND		ug/L	0.05	0.01	0.94	395405	02/14/26	02/14/26	HQN
Dieldrin	ND		ug/L	0.09	0.01	0.94	395405	02/14/26	02/14/26	HQN
4,4'-DDE	ND		ug/L	0.09	0.01	0.94	395405	02/14/26	02/14/26	HQN
Endrin	ND		ug/L	0.09	0.01	0.94	395405	02/14/26	02/14/26	HQN
Endosulfan II	ND		ug/L	0.09	0.02	0.94	395405	02/14/26	02/14/26	HQN
Endosulfan sulfate	ND		ug/L	0.09	0.01	0.94	395405	02/14/26	02/14/26	HQN
4,4'-DDD	ND		ug/L	0.09	0.01	0.94	395405	02/14/26	02/14/26	HQN
Endrin aldehyde	ND		ug/L	0.09	0.02	0.94	395405	02/14/26	02/14/26	HQN
Endrin ketone	ND		ug/L	0.09	0.02	0.94	395405	02/14/26	02/14/26	HQN
4,4'-DDT	ND		ug/L	0.09	0.03	0.94	395405	02/14/26	02/14/26	HQN
Methoxychlor	ND		ug/L	0.09	0.03	0.94	395405	02/14/26	02/14/26	HQN
Toxaphene	ND		ug/L	1.9	0.4	0.94	395405	02/14/26	02/14/26	HQN
Chlordane (Technical)	ND		ug/L	0.9	0.2	0.94	395405	02/14/26	02/14/26	HQN
Surrogates				**Limits**						
TCMX	76%		%REC	29-120		0.94	395405	02/14/26	02/14/26	HQN
Decachlorobiphenyl	82%		%REC	33-132		0.94	395405	02/14/26	02/14/26	HQN
Method: EPA 8082 Prep Method: EPA 3510C										
Aroclor-1016	ND		ug/L	0.47	0.28	0.94	395405	02/14/26	02/14/26	HQN

Results for any subcontracted analyses are not included in this section.

ENTHALPY ANALYTICAL

Analysis Results for 553152

553152-003 Analyte	Result	Qual	Units	RL	MDL	DF	Batch	Prepared	Analyzed	Chemist
Aroclor-1221	ND		ug/L	0.47	0.44	0.94	395405	02/14/26	02/14/26	HQN
Aroclor-1232	ND		ug/L	0.47	0.25	0.94	395405	02/14/26	02/14/26	HQN
Aroclor-1242	ND		ug/L	0.47	0.27	0.94	395405	02/14/26	02/14/26	HQN
Aroclor-1248	ND		ug/L	0.47	0.22	0.94	395405	02/14/26	02/14/26	HQN
Aroclor-1254	ND		ug/L	0.47	0.25	0.94	395405	02/14/26	02/14/26	HQN
Aroclor-1260	ND		ug/L	0.47	0.31	0.94	395405	02/14/26	02/14/26	HQN
Aroclor-1262	ND		ug/L	0.47	0.27	0.94	395405	02/14/26	02/14/26	HQN
Aroclor-1268	ND		ug/L	0.47	0.24	0.94	395405	02/14/26	02/14/26	HQN
Surrogates				**Limits**						
Decachlorobiphenyl (PCB)	67%		%REC	28-138		0.94	395405	02/14/26	02/14/26	HQN
Method: EPA 8260B Prep Method: EPA 5030B										
Carbon Disulfide	ND		ug/L	5.0	0.2	1	395299	02/13/26	02/13/26	LYZ
Chloroprene	ND		ug/L	200	0.4	1	395299	02/13/26	02/13/26	LYZ
3-Chloropropene	ND		ug/L	5.0	0.3	1	395299	02/13/26	02/13/26	LYZ
Ethyl methacrylate	ND		ug/L	50	2.1	1	395299	02/13/26	02/13/26	LYZ
Ethanol	ND		ug/L	500	110	1	395299	02/13/26	02/13/26	LYZ
2-Hexanone	ND		ug/L	5.0	1.1	1	395299	02/13/26	02/13/26	LYZ
Isopropanol (IPA)	ND		ug/L	200	52	1	395299	02/13/26	02/13/26	LYZ
Methyl acrylonitrile	ND		ug/L	35	3.7	1	395299	02/13/26	02/13/26	LYZ
Vinyl Acetate	ND		ug/L	50	15	1	395299	02/13/26	02/13/26	LYZ
Acrolein	ND		ug/L	200	2.7	1	395299	02/13/26	02/13/26	LYZ
Acrylonitrile	ND		ug/L	10	0.7	1	395299	02/13/26	02/13/26	LYZ
Freon 12	ND		ug/L	5.0	0.1	1	395299	02/13/26	02/13/26	LYZ
Chloromethane	ND		ug/L	5.0	0.2	1	395299	02/13/26	02/13/26	LYZ
Vinyl Chloride	ND		ug/L	5.0	0.1	1	395299	02/13/26	02/13/26	LYZ
Bromomethane	ND		ug/L	5.0	0.2	1	395299	02/13/26	02/13/26	LYZ
Chloroethane	ND		ug/L	5.0	0.1	1	395299	02/13/26	02/13/26	LYZ
Trichlorofluoromethane	ND		ug/L	5.0	0.06	1	395299	02/13/26	02/13/26	LYZ
Iodomethane	ND		ug/L	5.0		1	395299	02/13/26	02/13/26	LYZ
Acetone	ND		ug/L	100	5.0	1	395299	02/13/26	02/13/26	LYZ
Freon 113	ND		ug/L	5.0	0.1	1	395299	02/13/26	02/13/26	LYZ
1,1-Dichloroethene	ND		ug/L	5.0	0.08	1	395299	02/13/26	02/13/26	LYZ
Methylene Chloride	ND		ug/L	10	0.2	1	395299	02/13/26	02/13/26	LYZ
MTBE	ND		ug/L	5.0	0.09	1	395299	02/13/26	02/13/26	LYZ
trans-1,2-Dichloroethene	ND		ug/L	5.0	0.1	1	395299	02/13/26	02/13/26	LYZ
1,1-Dichloroethane	ND		ug/L	5.0	0.1	1	395299	02/13/26	02/13/26	LYZ
2-Butanone	ND		ug/L	10	1.5	1	395299	02/13/26	02/13/26	LYZ
cis-1,2-Dichloroethene	ND		ug/L	5.0	0.09	1	395299	02/13/26	02/13/26	LYZ
2,2-Dichloropropane	ND		ug/L	5.0	0.1	1	395299	02/13/26	02/13/26	LYZ
Chloroform	ND		ug/L	5.0	0.08	1	395299	02/13/26	02/13/26	LYZ
Bromochloromethane	ND		ug/L	5.0	0.2	1	395299	02/13/26	02/13/26	LYZ
1,1,1-Trichloroethane	ND		ug/L	5.0	0.09	1	395299	02/13/26	02/13/26	LYZ
1,1-Dichloropropene	ND		ug/L	5.0	0.08	1	395299	02/13/26	02/13/26	LYZ
Carbon Tetrachloride	ND		ug/L	5.0	0.06	1	395299	02/13/26	02/13/26	LYZ
1,2-Dichloroethane	ND		ug/L	5.0	0.1	1	395299	02/13/26	02/13/26	LYZ
Benzene	ND		ug/L	1.0	0.1	1	395299	02/13/26	02/13/26	LYZ
Trichloroethene	ND		ug/L	5.0	0.1	1	395299	02/13/26	02/13/26	LYZ
1,2-Dichloropropane	ND		ug/L	5.0	0.1	1	395299	02/13/26	02/13/26	LYZ
Bromodichloromethane	ND		ug/L	5.0	0.09	1	395299	02/13/26	02/13/26	LYZ
Dibromomethane	ND		ug/L	5.0	0.1	1	395299	02/13/26	02/13/26	LYZ
4-Methyl-2-Pentanone	ND		ug/L	5.0	1.0	1	395299	02/13/26	02/13/26	LYZ

Results for any subcontracted analyses are not included in this section.

ENTHALPY ANALYTICAL

Analysis Results for 553152

553152-003 Analyte	Result	Qual	Units	RL	MDL	DF	Batch	Prepared	Analyzed	Chemist
cis-1,3-Dichloropropene	ND		ug/L	5.0	0.3	1	395299	02/13/26	02/13/26	LYZ
Toluene	ND		ug/L	5.0	0.2	1	395299	02/13/26	02/13/26	LYZ
trans-1,3-Dichloropropene	ND		ug/L	5.0	0.3	1	395299	02/13/26	02/13/26	LYZ
1,1,2-Trichloroethane	ND		ug/L	5.0	0.2	1	395299	02/13/26	02/13/26	LYZ
1,3-Dichloropropane	ND		ug/L	5.0	0.1	1	395299	02/13/26	02/13/26	LYZ
Tetrachloroethene	ND		ug/L	5.0	0.1	1	395299	02/13/26	02/13/26	LYZ
Dibromochloromethane	ND		ug/L	5.0	0.08	1	395299	02/13/26	02/13/26	LYZ
1,2-Dibromoethane	ND		ug/L	5.0	0.2	1	395299	02/13/26	02/13/26	LYZ
Chlorobenzene	ND		ug/L	5.0	0.1	1	395299	02/13/26	02/13/26	LYZ
1,1,1,2-Tetrachloroethane	ND		ug/L	5.0	0.08	1	395299	02/13/26	02/13/26	LYZ
Ethylbenzene	ND		ug/L	5.0	0.09	1	395299	02/13/26	02/13/26	LYZ
m,p-Xylenes	ND		ug/L	5.0	0.2	1	395299	02/13/26	02/13/26	LYZ
o-Xylene	ND		ug/L	5.0	0.1	1	395299	02/13/26	02/13/26	LYZ
Styrene	ND		ug/L	5.0	0.08	1	395299	02/13/26	02/13/26	LYZ
Bromoform	ND		ug/L	5.0	0.08	1	395299	02/13/26	02/13/26	LYZ
Isopropylbenzene	ND		ug/L	5.0	0.1	1	395299	02/13/26	02/13/26	LYZ
1,1,2,2-Tetrachloroethane	ND		ug/L	5.0	0.2	1	395299	02/13/26	02/13/26	LYZ
1,2,3-Trichloropropane	ND		ug/L	5.0	0.2	1	395299	02/13/26	02/13/26	LYZ
Propylbenzene	ND		ug/L	5.0	0.1	1	395299	02/13/26	02/13/26	LYZ
Bromobenzene	ND		ug/L	5.0	0.09	1	395299	02/13/26	02/13/26	LYZ
1,3,5-Trimethylbenzene	ND		ug/L	5.0	0.1	1	395299	02/13/26	02/13/26	LYZ
2-Chlorotoluene	ND		ug/L	5.0	0.1	1	395299	02/13/26	02/13/26	LYZ
4-Chlorotoluene	ND		ug/L	5.0	0.1	1	395299	02/13/26	02/13/26	LYZ
tert-Butylbenzene	ND		ug/L	5.0	0.1	1	395299	02/13/26	02/13/26	LYZ
1,2,4-Trimethylbenzene	ND		ug/L	5.0	0.1	1	395299	02/13/26	02/13/26	LYZ
sec-Butylbenzene	ND		ug/L	5.0	0.1	1	395299	02/13/26	02/13/26	LYZ
para-Isopropyl Toluene	ND		ug/L	5.0	0.1	1	395299	02/13/26	02/13/26	LYZ
1,3-Dichlorobenzene	ND		ug/L	5.0	0.1	1	395299	02/13/26	02/13/26	LYZ
1,4-Dichlorobenzene	ND		ug/L	5.0	0.2	1	395299	02/13/26	02/13/26	LYZ
n-Butylbenzene	ND		ug/L	5.0	0.1	1	395299	02/13/26	02/13/26	LYZ
1,2-Dichlorobenzene	ND		ug/L	5.0	0.09	1	395299	02/13/26	02/13/26	LYZ
1,2-Dibromo-3-Chloropropane	ND		ug/L	5.0	0.5	1	395299	02/13/26	02/13/26	LYZ
1,2,4-Trichlorobenzene	ND		ug/L	5.0	0.2	1	395299	02/13/26	02/13/26	LYZ
Hexachlorobutadiene	ND		ug/L	5.0	0.2	1	395299	02/13/26	02/13/26	LYZ
1,2,3-Trichlorobenzene	ND		ug/L	5.0	0.1	1	395299	02/13/26	02/13/26	LYZ
cis-1,4-Dichloro-2-butene	ND		ug/L	5.0	0.4	1	395299	02/13/26	02/13/26	LYZ
trans-1,4-Dichloro-2-butene	ND		ug/L	5.0	0.4	1	395299	02/13/26	02/13/26	LYZ
Xylene (total)	ND		ug/L	5.0		1	395299	02/13/26	02/13/26	LYZ
Surrogates				**Limits**						
Dibromofluoromethane	110%		%REC	70-130		1	395299	02/13/26	02/13/26	LYZ
1,2-Dichloroethane-d4	110%		%REC	70-130		1	395299	02/13/26	02/13/26	LYZ
Toluene-d8	97%		%REC	70-130		1	395299	02/13/26	02/13/26	LYZ
Bromofluorobenzene	97%		%REC	70-130		1	395299	02/13/26	02/13/26	LYZ
Method: EPA 8270C-SIM Prep Method: EPA 3535										
1,4-Dioxane	**1.9**		ug/L	1.0	0.84	1	395408	02/14/26	02/15/26	ZFA
Surrogates				**Limits**						
1,4-Dioxane-d8 (SUR)	99%		%REC	80-120		1	395408	02/14/26	02/15/26	ZFA
Method: EPA 8270E Prep Method: EPA 3510C										

Results for any subcontracted analyses are not included in this section.

ENTHALPY ANALYTICAL

Analysis Results for 553152

553152-003 Analyte	Result	Qual	Units	RL	MDL	DF	Batch	Prepared	Analyzed	Chemist
Carbazole	ND		ug/L	9.4	2.6	0.94	395350	02/14/26	02/15/26	ZFA
N-Nitrosodimethylamine	ND		ug/L	9.4	2.7	0.94	395350	02/14/26	02/15/26	ZFA
Aniline	ND		ug/L	9.4	2.7	0.94	395350	02/14/26	02/15/26	ZFA
bis(2-Chloroethyl)ether	ND		ug/L	23	3.5	0.94	395350	02/14/26	02/15/26	ZFA
2-Chlorophenol	ND		ug/L	9.4	3.4	0.94	395350	02/14/26	02/15/26	ZFA
1,3-Dichlorobenzene	ND		ug/L	9.4	3.1	0.94	395350	02/14/26	02/15/26	ZFA
1,4-Dichlorobenzene	ND		ug/L	9.4	3.2	0.94	395350	02/14/26	02/15/26	ZFA
Benzyl alcohol	ND		ug/L	23	5.4	0.94	395350	02/14/26	02/15/26	ZFA
1,2-Dichlorobenzene	ND		ug/L	9.4	3.1	0.94	395350	02/14/26	02/15/26	ZFA
bis(2-Chloroisopropyl) ether	ND		ug/L	9.4	3.6	0.94	395350	02/14/26	02/15/26	ZFA
N-Nitroso-di-n-propylamine	ND		ug/L	9.4	3.6	0.94	395350	02/14/26	02/15/26	ZFA
Hexachloroethane	ND		ug/L	9.4	2.8	0.94	395350	02/14/26	02/15/26	ZFA
Nitrobenzene	ND		ug/L	23	7.9	0.94	395350	02/14/26	02/15/26	ZFA
Isophorone	ND		ug/L	9.4	3.5	0.94	395350	02/14/26	02/15/26	ZFA
2-Nitrophenol	ND		ug/L	9.4	5.1	0.94	395350	02/14/26	02/15/26	ZFA
2,4-Dimethylphenol	ND		ug/L	9.4	3.0	0.94	395350	02/14/26	02/15/26	ZFA
bis(2-Chloroethoxy)methane	ND		ug/L	9.4	3.4	0.94	395350	02/14/26	02/15/26	ZFA
2,4-Dichlorophenol	ND		ug/L	9.4	3.5	0.94	395350	02/14/26	02/15/26	ZFA
1,2,4-Trichlorobenzene	ND		ug/L	9.4	3.2	0.94	395350	02/14/26	02/15/26	ZFA
4-Chloroaniline	ND		ug/L	9.4	2.9	0.94	395350	02/14/26	02/15/26	ZFA
Hexachlorobutadiene	ND		ug/L	9.4	2.1	0.94	395350	02/14/26	02/15/26	ZFA
4-Chloro-3-methylphenol	ND		ug/L	9.4	3.4	0.94	395350	02/14/26	02/15/26	ZFA
2-Methylnaphthalene	ND		ug/L	9.4	3.2	0.94	395350	02/14/26	02/15/26	ZFA
Hexachlorocyclopentadiene	ND		ug/L	23	7.3	0.94	395350	02/14/26	02/15/26	ZFA
2,4,6-Trichlorophenol	ND		ug/L	9.4	3.8	0.94	395350	02/14/26	02/15/26	ZFA
2,4,5-Trichlorophenol	ND		ug/L	9.4	3.5	0.94	395350	02/14/26	02/15/26	ZFA
2-Chloronaphthalene	ND		ug/L	9.4	3.2	0.94	395350	02/14/26	02/15/26	ZFA
2-Nitroaniline	ND		ug/L	47	4.1	0.94	395350	02/14/26	02/15/26	ZFA
Dimethylphthalate	ND		ug/L	9.4	3.2	0.94	395350	02/14/26	02/15/26	ZFA
Acenaphthylene	ND		ug/L	9.4	3.6	0.94	395350	02/14/26	02/15/26	ZFA
2,6-Dinitrotoluene	ND		ug/L	9.4	4.2	0.94	395350	02/14/26	02/15/26	ZFA
3-Nitroaniline	ND		ug/L	9.4	3.7	0.94	395350	02/14/26	02/15/26	ZFA
Acenaphthene	ND		ug/L	9.4	3.0	0.94	395350	02/14/26	02/15/26	ZFA
2,4-Dinitrophenol	ND		ug/L	47	14	0.94	395350	02/14/26	02/15/26	ZFA
4-Nitrophenol	ND		ug/L	47	8.0	0.94	395350	02/14/26	02/15/26	ZFA
Dibenzofuran	ND		ug/L	9.4	3.0	0.94	395350	02/14/26	02/15/26	ZFA
2,4-Dinitrotoluene	ND		ug/L	9.4	4.0	0.94	395350	02/14/26	02/15/26	ZFA
Diethylphthalate	ND		ug/L	9.4	2.7	0.94	395350	02/14/26	02/15/26	ZFA
Fluorene	ND		ug/L	9.4	2.9	0.94	395350	02/14/26	02/15/26	ZFA
4-Chlorophenyl-phenylether	ND		ug/L	9.4	2.9	0.94	395350	02/14/26	02/15/26	ZFA
4-Nitroaniline	ND		ug/L	9.4	3.1	0.94	395350	02/14/26	02/15/26	ZFA
4,6-Dinitro-2-methylphenol	ND		ug/L	47	16	0.94	395350	02/14/26	02/15/26	ZFA
N-Nitrosodiphenylamine	ND		ug/L	9.4	3.7	0.94	395350	02/14/26	02/15/26	ZFA
1,2-diphenylhydrazine (as azobenzene)	ND		ug/L	9.4	2.7	0.94	395350	02/14/26	02/15/26	ZFA
4-Bromophenyl-phenylether	ND		ug/L	9.4	3.1	0.94	395350	02/14/26	02/15/26	ZFA
Hexachlorobenzene	ND		ug/L	9.4	2.8	0.94	395350	02/14/26	02/15/26	ZFA
Pentachlorophenol	ND		ug/L	23	5.3	0.94	395350	02/14/26	02/15/26	ZFA
Phenanthrene	ND		ug/L	9.4	2.7	0.94	395350	02/14/26	02/15/26	ZFA
Anthracene	ND		ug/L	9.4	2.6	0.94	395350	02/14/26	02/15/26	ZFA
Di-n-butylphthalate	ND		ug/L	9.4	2.8	0.94	395350	02/14/26	02/15/26	ZFA
Fluoranthene	ND		ug/L	9.4	2.6	0.94	395350	02/14/26	02/15/26	ZFA

Results for any subcontracted analyses are not included in this section.

ENTHALPY ANALYTICAL

Analysis Results for 553152

553152-003 Analyte	Result	Qual	Units	RL	MDL	DF	Batch	Prepared	Analyzed	Chemist
Benzidine	ND		ug/L	47	17	0.94	395350	02/14/26	02/15/26	ZFA
Pyrene	ND		ug/L	9.4	2.5	0.94	395350	02/14/26	02/15/26	ZFA
Butylbenzylphthalate	ND		ug/L	9.4	3.4	0.94	395350	02/14/26	02/15/26	ZFA
3,3'-Dichlorobenzidine	ND		ug/L	23	4.9	0.94	395350	02/14/26	02/15/26	ZFA
Benzo(a)anthracene	ND		ug/L	9.4	2.3	0.94	395350	02/14/26	02/15/26	ZFA
Chrysene	ND		ug/L	9.4	2.3	0.94	395350	02/14/26	02/15/26	ZFA
bis(2-Ethylhexyl)phthalate	ND		ug/L	9.4	3.1	0.94	395350	02/14/26	02/15/26	ZFA
Di-n-octylphthalate	ND		ug/L	9.4	4.4	0.94	395350	02/14/26	02/15/26	ZFA
Benzo(b)fluoranthene	ND		ug/L	9.4	2.8	0.94	395350	02/14/26	02/15/26	ZFA
Benzo(k)fluoranthene	ND		ug/L	9.4	2.9	0.94	395350	02/14/26	02/15/26	ZFA
Benzo(a)pyrene	ND		ug/L	9.4	3.0	0.94	395350	02/14/26	02/15/26	ZFA
Indeno(1,2,3-cd)pyrene	ND		ug/L	9.4	4.0	0.94	395350	02/14/26	02/15/26	ZFA
Dibenz(a,h)anthracene	ND		ug/L	9.4	3.9	0.94	395350	02/14/26	02/15/26	ZFA
Benzo(g,h,i)perylene	ND		ug/L	9.4	3.9	0.94	395350	02/14/26	02/15/26	ZFA
Surrogates				**Limits**						
2-Fluorophenol	34%		%REC	15-120		0.94	395350	02/14/26	02/15/26	ZFA
Phenol-d6	26%		%REC	15-120		0.94	395350	02/14/26	02/15/26	ZFA
2,4,6-Tribromophenol	68%		%REC	15-140		0.94	395350	02/14/26	02/15/26	ZFA
Nitrobenzene-d5	68%		%REC	15-123		0.94	395350	02/14/26	02/15/26	ZFA
2-Fluorobiphenyl	55%		%REC	15-120		0.94	395350	02/14/26	02/15/26	ZFA
Terphenyl-d14	73%		%REC	15-120		0.94	395350	02/14/26	02/15/26	ZFA
Method: SM 4500-CN-E Prep Method: METHOD										
Cyanide	ND		mg/L	0.0050	0.0017	0.5	395383	02/14/26	02/17/26	JAK
Method: SM 4500-S2-D Prep Method: METHOD										
Sulfide	ND		mg/L	0.10		1	395371	02/13/26	02/13/26	TXC
Method: SM 5310B Prep Method: SM 5310B										
Total Organic Carbon	**30**		mg/L	1.0	0.49	1	395353	02/13/26	02/13/26	ARM
Method: SM 9221B Prep Method: METHOD										
Coliform, Total	**>1,600**		MPN/100ml	1.8		1	395389	02/13/26 16:43	02/16/26 14:12	BLV
Method: SM 9221F										
Coliform, E. Coli	**1,600**		MPN/100ml	1.8		1	395389	02/13/26 16:43	02/16/26 14:12	BLV
Method: SM2130B										
Turbidity	**67**		NTU	0.20	0.12	1	395367	02/13/26 19:24	02/13/26 19:24	CDR
Method: SM2320B Prep Method: METHOD										
Bicarbonate	**130**		mg/L	6.0		2.5	395344	02/13/26	02/13/26	WWC
Alkalinity, Total as CaCO3	**150**		mg/L	5.0		2.5	395344	02/13/26	02/13/26	WWC
Method: SM2510B Prep Method: METHOD										
Specific Conductance	**780**		umhos/cm	1.0		1	395357	02/13/26	02/13/26	CDR
Method: SM2540C Prep Method: METHOD										
Total Dissolved Solids	**560**		mg/L	20		2	395339	02/13/26	02/15/26	CDR

Results for any subcontracted analyses are not included in this section.

ENTHALPY ANALYTICAL

Analysis Results for 553152

553152-003 Analyte	Result	Qual	Units	RL	MDL	DF	Batch	Prepared	Analyzed	Chemist
Method: SM2540D Prep Method: METHOD										
Total Suspended Solids	**61**		mg/L	0.5		1	395360	02/13/26	02/14/26	CKN
Method: SM5210B Prep Method: METHOD										
Biochemical Oxygen Demand	**11**	BOD5	mg/L	3.0		1	395347	02/13/26 15:52	02/18/26 15:53	AAB
Method: SM5220D Prep Method: SM 5220D										
Chemical Oxygen Demand	**92**		mg/L	4.0	2.0	1	395376	02/14/26	02/14/26	ARM

*	Value is outside QC limits
>	Value exceeds indicated concentration
BOD5	Estimated result, under-depleted, highest volume replicate reported
J	Estimated value
ND	Not Detected

Results for any subcontracted analyses are not included in this section.

ENTHALPY ANALYTICAL

Batch QC

Type: Blank	Lab ID: QC1340801	Batch: 395420
Matrix: Water	Method: EPA 1664A	Prep Method: METHOD

QC1340801 Analyte	Result	Qual	Units	RL	MDL	Prepared	Analyzed
Total Oil and Grease	ND		mg/L	5.0	0.97	02/15/26	02/15/26

Type: Lab Control Sample	Lab ID: QC1340802	Batch: 395420
Matrix: Water	Method: EPA 1664A	Prep Method: METHOD

QC1340802 Analyte	Result	Spiked	Units	Recovery	Qual	Limits
Total Oil and Grease	32.90	40.00	mg/L	82%		78-114

Type: Lab Control Sample Duplicate	Lab ID: QC1340803	Batch: 395420
Matrix: Water	Method: EPA 1664A	Prep Method: METHOD

QC1340803 Analyte	Result	Spiked	Units	Recovery	Qual	Limits	RPD	RPD Lim
Total Oil and Grease	36.40	40.00	mg/L	91%		78-114	10	18

Type: Blank	Lab ID: QC1340600	Batch: 395362
Matrix: Water	Method: EPA 200.7	Prep Method: EPA 3015A

QC1340600 Analyte	Result	Qual	Units	RL	MDL	Prepared	Analyzed
Calcium	ND		mg/L	0.10	0.022	02/13/26	02/14/26
Iron	ND		mg/L	0.050	0.017	02/13/26	02/15/26
Magnesium	ND		mg/L	0.10	0.010	02/13/26	02/14/26
Potassium	ND		mg/L	0.50	0.15	02/13/26	02/14/26
Sodium	ND		mg/L	0.50	0.017	02/13/26	02/14/26

Type: Lab Control Sample	Lab ID: QC1340601	Batch: 395362
Matrix: Water	Method: EPA 200.7	Prep Method: EPA 3015A

QC1340601 Analyte	Result	Spiked	Units	Recovery	Qual	Limits
Calcium	19.31	20.40	mg/L	95%		85-115
Iron	0.4269	0.4000	mg/L	107%		85-115
Magnesium	19.44	20.40	mg/L	95%		85-115
Potassium	23.10	24.00	mg/L	96%		85-115
Sodium	18.92	20.40	mg/L	93%		85-115

ENTHALPY ANALYTICAL

Batch QC

Type:	Matrix Spike	Lab ID:	QC1340602	Batch:	395362
Matrix (Source ID):	Water (552981-001)	Method:	EPA 200.7	Prep Method:	EPA 3015A

QC1340602 Analyte	Result	Source Sample Result	Spiked	Units	Recovery	Qual	Limits	DF
Calcium	33.81	14.50	20.40	mg/L	95%		75-125	1
Iron	0.9127	0.4432	0.4000	mg/L	117%		75-125	1
Magnesium	20.64	0.9992	20.40	mg/L	96%		75-125	1
Potassium	27.40	4.056	24.00	mg/L	97%		75-125	1
Sodium	20.29	1.258	20.40	mg/L	93%		75-125	1

Type:	Matrix Spike Duplicate	Lab ID:	QC1340603	Batch:	395362
Matrix (Source ID):	Water (552981-001)	Method:	EPA 200.7	Prep Method:	EPA 3015A

QC1340603 Analyte	Result	Source Sample Result	Spiked	Units	Recovery	Qual	Limits	RPD	RPD Lim	DF
Calcium	34.31	14.50	20.40	mg/L	97%		75-125	1	20	1
Iron	0.9197	0.4432	0.4000	mg/L	119%		75-125	1	20	1
Magnesium	21.16	0.9992	20.40	mg/L	99%		75-125	3	20	1
Potassium	28.04	4.056	24.00	mg/L	100%		75-125	2	20	1
Sodium	20.78	1.258	20.40	mg/L	96%		75-125	2	20	1

Type:	Serial Dilution	Lab ID:	QC1340740	Batch:	395362
Matrix (Source ID):	Water (552981-001)	Method:	EPA 200.7	Prep Method:	EPA 3015A

QC1340740 Analyte	Result	Source Sample Result	Units	Qual	RPD	RPD Lim	DF
Calcium	14.28	14.50	mg/L				5
Iron	0.4316	0.4432	mg/L				5
Magnesium	0.9674	0.9992	mg/L				5
Potassium	3.622	4.056	mg/L				5
Sodium	1.413	1.258	mg/L	J			5

ENTHALPY ANALYTICAL

Batch QC

Type:	**Blank**	**Lab ID:**	**QC1340777**	**Batch:**	**395413**
Matrix:	**Water**	**Method:**	**EPA 200.8**	**Prep Method:**	**EPA 3015A**

QC1340777 Analyte	Result	Qual	Units	RL	MDL	Prepared	Analyzed
Antimony	ND		ug/L	2.0	1.0	02/14/26	02/15/26
Arsenic	ND		ug/L	2.0	0.27	02/14/26	02/15/26
Barium	ND		ug/L	5.0	0.44	02/14/26	02/15/26
Beryllium	ND		ug/L	1.0	0.083	02/14/26	02/15/26
Boron	ND		ug/L	10	7.7	02/14/26	02/15/26
Cadmium	ND		ug/L	1.0	0.072	02/14/26	02/15/26
Chromium	ND		ug/L	5.0	0.43	02/14/26	02/15/26
Cobalt	ND		ug/L	1.0	0.090	02/14/26	02/15/26
Copper	ND		ug/L	3.0	0.96	02/14/26	02/15/26
Lead	ND		ug/L	5.0	0.23	02/14/26	02/15/26
Manganese	ND		ug/L	10	3.8	02/14/26	02/15/26
Nickel	ND		ug/L	5.0	1.3	02/14/26	02/15/26
Selenium	ND		ug/L	4.0	1.9	02/14/26	02/15/26
Silver	ND		ug/L	5.0	0.37	02/14/26	02/15/26
Thallium	ND		ug/L	1.0	0.25	02/14/26	02/15/26
Tin	ND		ug/L	5.0	1.5	02/14/26	02/15/26
Vanadium	ND		ug/L	5.0	0.36	02/14/26	02/15/26
Zinc	ND		ug/L	10	7.6	02/14/26	02/15/26

Type:	**Lab Control Sample**	**Lab ID:**	**QC1340778**	**Batch:**	**395413**
Matrix:	**Water**	**Method:**	**EPA 200.8**	**Prep Method:**	**EPA 3015A**

QC1340778 Analyte	Result	Spiked	Units	Recovery	Qual	Limits
Antimony	104.3	100.0	ug/L	104%		85-115
Arsenic	96.84	100.0	ug/L	97%		85-115
Barium	95.15	100.0	ug/L	95%		85-115
Beryllium	95.57	100.0	ug/L	96%		85-115
Boron	89.16	100.0	ug/L	89%		85-115
Cadmium	97.77	100.0	ug/L	98%		85-115
Chromium	97.32	100.0	ug/L	97%		85-115
Cobalt	99.92	100.0	ug/L	100%		85-115
Copper	98.79	100.0	ug/L	99%		85-115
Lead	95.94	100.0	ug/L	96%		85-115
Manganese	97.87	100.0	ug/L	98%		85-115
Nickel	98.90	100.0	ug/L	99%		85-115
Selenium	98.62	100.0	ug/L	99%		85-115
Silver	48.44	50.00	ug/L	97%		85-115
Thallium	95.83	100.0	ug/L	96%		85-115
Tin	93.56	100.0	ug/L	94%		85-115
Vanadium	97.54	100.0	ug/L	98%		85-115
Zinc	96.49	100.0	ug/L	96%		85-115

ENTHALPY ANALYTICAL

Batch QC

Type:	Matrix Spike	Lab ID:	QC1340813	Batch:	395413
Matrix (Source ID):	Water (553152-002)	Method:	EPA 200.8	Prep Method:	EPA 3015A

QC1340813 Analyte	Result	Source Sample Result	Spiked	Units	Recovery	Qual	Limits	DF
Antimony	39.60	1.672	100.0	ug/L	38%	*	70-130	1
Arsenic	100.9	11.66	100.0	ug/L	89%		70-130	1
Barium	314.8	227.6	100.0	ug/L	87%		70-130	1
Beryllium	102.1	1.107	100.0	ug/L	101%		70-130	1
Boron	404.0	318.2	100.0	ug/L	86%		70-130	5
Cadmium	95.06	0.3950	100.0	ug/L	95%		70-130	1
Chromium	112.9	23.27	100.0	ug/L	90%		70-130	1
Cobalt	104.6	11.56	100.0	ug/L	93%		70-130	1
Copper	128.8	35.40	100.0	ug/L	93%		70-130	1
Lead	115.2	20.43	100.0	ug/L	95%		70-130	1
Manganese	497.2	410.4	100.0	ug/L	87%	NM	70-130	1
Nickel	116.3	23.44	100.0	ug/L	93%		70-130	1
Selenium	92.53	5.340	100.0	ug/L	87%		70-130	1
Silver	46.68	ND	50.00	ug/L	93%		70-130	1
Thallium	95.92	ND	100.0	ug/L	96%		70-130	1
Tin	11.83	ND	100.0	ug/L	12%	*	70-130	1
Vanadium	137.4	46.57	100.0	ug/L	91%		70-130	1
Zinc	200.5	106.6	100.0	ug/L	94%		70-130	1

Type:	Matrix Spike Duplicate	Lab ID:	QC1340814	Batch:	395413
Matrix (Source ID):	Water (553152-002)	Method:	EPA 200.8	Prep Method:	EPA 3015A

QC1340814 Analyte	Result	Source Sample Result	Spiked	Units	Recovery	Qual	Limits	RPD	RPD Lim	DF
Antimony	38.81	1.672	100.0	ug/L	37%	*	70-130	2	20	1
Arsenic	98.77	11.66	100.0	ug/L	87%		70-130	2	20	1
Barium	320.4	227.6	100.0	ug/L	93%		70-130	2	20	1
Beryllium	99.80	1.107	100.0	ug/L	99%		70-130	2	20	1
Boron	403.0	318.2	100.0	ug/L	85%		70-130	0	20	5
Cadmium	93.22	0.3950	100.0	ug/L	93%		70-130	2	20	1
Chromium	111.9	23.27	100.0	ug/L	89%		70-130	1	20	1
Cobalt	103.2	11.56	100.0	ug/L	92%		70-130	1	20	1
Copper	127.0	35.40	100.0	ug/L	92%		70-130	1	20	1
Lead	113.1	20.43	100.0	ug/L	93%		70-130	2	20	1
Manganese	495.6	410.4	100.0	ug/L	85%	NM	70-130	0	20	1
Nickel	114.0	23.44	100.0	ug/L	91%		70-130	2	20	1
Selenium	89.96	5.340	100.0	ug/L	85%		70-130	3	20	1
Silver	45.92	ND	50.00	ug/L	92%		70-130	2	20	1
Thallium	91.23	ND	100.0	ug/L	91%		70-130	5	20	1
Tin	11.54	ND	100.0	ug/L	12%	*	70-130	2	20	1
Vanadium	135.9	46.57	100.0	ug/L	89%		70-130	1	20	1
Zinc	196.7	106.6	100.0	ug/L	90%		70-130	2	20	1

ENTHALPY ANALYTICAL

Batch QC

Type:	**Blank**	**Lab ID:**	**QC1340688**	**Batch:**	**395394**
Matrix:	**Water**	**Method:**	**EPA 245.1**	**Prep Method:**	**EPA 245.1**

QC1340688 Analyte	Result	Qual	Units	RL	MDL	Prepared	Analyzed
Mercury	ND		ug/L	0.40	0.091	02/14/26	02/14/26

Type:	**Lab Control Sample**	**Lab ID:**	**QC1340689**	**Batch:**	**395394**
Matrix:	**Water**	**Method:**	**EPA 245.1**	**Prep Method:**	**EPA 245.1**

QC1340689 Analyte	Result	Spiked	Units	Recovery	Qual	Limits
Mercury	5.162	5.000	ug/L	103%		85-115

Type:	**Matrix Spike**	**Lab ID:**	**QC1340690**	**Batch:**	**395394**
Matrix (Source ID):	**Water (553148-001)**	**Method:**	**EPA 245.1**	**Prep Method:**	**EPA 245.1**

QC1340690 Analyte	Result	Source Sample Result	Spiked	Units	Recovery	Qual	Limits	DF
Mercury	958.6	ND	1000	ug/L	96%		75-125	200

Type:	**Matrix Spike Duplicate**	**Lab ID:**	**QC1340691**	**Batch:**	**395394**
Matrix (Source ID):	**Water (553148-001)**	**Method:**	**EPA 245.1**	**Prep Method:**	**EPA 245.1**

QC1340691 Analyte	Result	Source Sample Result	Spiked	Units	Recovery	Qual	Limits	RPD	RPD Lim	DF
Mercury	947.6	ND	1000	ug/L	95%		75-125	1	20	200

Type:	**Matrix Spike**	**Lab ID:**	**QC1340692**	**Batch:**	**395394**
Matrix (Source ID):	**Water (553152-001)**	**Method:**	**EPA 245.1**	**Prep Method:**	**EPA 245.1**

QC1340692 Analyte	Result	Source Sample Result	Spiked	Units	Recovery	Qual	Limits	DF
Mercury	4.764	ND	5.000	ug/L	95%		75-125	1

Type:	**Matrix Spike Duplicate**	**Lab ID:**	**QC1340693**	**Batch:**	**395394**
Matrix (Source ID):	**Water (553152-001)**	**Method:**	**EPA 245.1**	**Prep Method:**	**EPA 245.1**

QC1340693 Analyte	Result	Source Sample Result	Spiked	Units	Recovery	Qual	Limits	RPD	RPD Lim	DF
Mercury	4.782	ND	5.000	ug/L	96%		75-125	0	20	1

ENTHALPY ANALYTICAL

Batch QC

Type:	**Blank**	**Lab ID:**	**QC1340486**	**Batch:**	**395327**
Matrix:	**Water**	**Method:**	**EPA 300.0**	**Prep Method:**	**METHOD**

QC1340486 Analyte	Result	Qual	Units	RL	MDL	Prepared	Analyzed
Fluoride	ND		mg/L	0.20	0.059	02/13/26 13:37	02/13/26 14:55
Chloride	ND		mg/L	1.0	0.26	02/13/26 13:37	02/13/26 14:55
Nitrogen, Nitrite	ND		mg/L	0.10	0.02	02/13/26 13:37	02/13/26 14:55
Bromide	ND		mg/L	0.30	0.061	02/13/26 13:37	02/13/26 14:55
Nitrogen, Nitrate	ND		mg/L	0.10	0.05	02/13/26 13:37	02/13/26 14:55
Sulfate	ND		mg/L	1.0	0.18	02/13/26 13:37	02/13/26 14:55

Type:	**Lab Control Sample**	**Lab ID:**	**QC1340487**	**Batch:**	**395327**
Matrix:	**Water**	**Method:**	**EPA 300.0**	**Prep Method:**	**METHOD**

QC1340487 Analyte	Result	Spiked	Units	Recovery	Qual	Limits
Fluoride	10.16	10.00	mg/L	102%		90-110
Chloride	47.47	50.00	mg/L	95%		90-110
Nitrogen, Nitrite	4.482	4.567	mg/L	98%		90-110
Bromide	14.57	15.00	mg/L	97%		90-110
Nitrogen, Nitrate	4.425	4.518	mg/L	98%		90-110
Sulfate	25.97	25.00	mg/L	104%		90-110

Type:	**Matrix Spike**	**Lab ID:**	**QC1340488**	**Batch:**	**395327**
Matrix (Source ID):	**Water (552994-001)**	**Method:**	**EPA 300.0**	**Prep Method:**	**METHOD**

QC1340488 Analyte	Result	Source Sample Result	Spiked	Units	Recovery	Qual	Limits	DF
Fluoride	19.71	0.2115	20.00	mg/L	97%		80-129	1
Chloride	783.9	1031	100.0	mg/L	-247%	E,NM	80-123	1
Nitrogen, Nitrite	8.991	ND	9.134	mg/L	98%		80-122	1
Bromide	17.99	3.467	15.00	mg/L	97%		80-121	1
Nitrogen, Nitrate	9.071	ND	9.036	mg/L	100%		80-123	1
Sulfate	95.13	46.83	50.00	mg/L	97%		79-124	1

Type:	**Matrix Spike Duplicate**	**Lab ID:**	**QC1340489**	**Batch:**	**395327**
Matrix (Source ID):	**Water (552994-001)**	**Method:**	**EPA 300.0**	**Prep Method:**	**METHOD**

QC1340489 Analyte	Result	Source Sample Result	Spiked	Units	Recovery	Qual	Limits	RPD	RPD Lim	DF
Fluoride	19.58	0.2115	20.00	mg/L	97%		80-129	1	21	1
Chloride	783.8	1031	100.0	mg/L	-247%	E,NM	80-123		20	1
Nitrogen, Nitrite	8.925	ND	9.134	mg/L	98%		80-122	1	21	1
Bromide	17.87	3.467	15.00	mg/L	96%		80-121	1	20	1
Nitrogen, Nitrate	8.990	ND	9.036	mg/L	99%		80-123	1	20	1
Sulfate	94.81	46.83	50.00	mg/L	96%		79-124	0	20	1

ENTHALPY ANALYTICAL

Batch QC

Type:	Matrix Spike	Lab ID:	QC1340490	Batch:	395327
Matrix (Source ID):	Water (553034-001)	Method:	EPA 300.0	Prep Method:	METHOD

QC1340490 Analyte	Result	Source Sample Result	Spiked	Units	Recovery	Qual	Limits	DF
Fluoride	20.40	0.2442	20.00	mg/L	101%		80-129	1
Chloride	234.0	148.6	100.0	mg/L	85%	E	80-123	1
Nitrogen, Nitrite	9.157	0.1363	9.134	mg/L	99%		80-122	1
Bromide	14.85	0.3978	15.00	mg/L	96%		80-121	1
Nitrogen, Nitrate	11.25	2.434	9.036	mg/L	98%		80-123	1
Sulfate	94.61	46.94	50.00	mg/L	95%		79-124	1

Type:	Matrix Spike Duplicate	Lab ID:	QC1340491	Batch:	395327
Matrix (Source ID):	Water (553034-001)	Method:	EPA 300.0	Prep Method:	METHOD

QC1340491 Analyte	Result	Source Sample Result	Spiked	Units	Recovery	Qual	Limits	RPD	RPD Lim	DF
Fluoride	20.36	0.2442	20.00	mg/L	101%		80-129	0	21	1
Chloride	233.8	148.6	100.0	mg/L	85%	E	80-123		20	1
Nitrogen, Nitrite	9.156	0.1363	9.134	mg/L	99%		80-122	0	21	1
Bromide	14.82	0.3978	15.00	mg/L	96%		80-121	0	20	1
Nitrogen, Nitrate	11.23	2.434	9.036	mg/L	97%		80-123	0	20	1
Sulfate	94.50	46.94	50.00	mg/L	95%		79-124	0	20	1

Type:	Blank	Lab ID:	QC1340654	Batch:	395384
Matrix:	Water	Method:	EPA 350.1	Prep Method:	METHOD

QC1340654 Analyte	Result	Qual	Units	RL	MDL	Prepared	Analyzed
Ammonia-N	ND		mg/L	0.10	0.068	02/14/26	02/17/26

Type:	Lab Control Sample	Lab ID:	QC1340655	Batch:	395384
Matrix:	Water	Method:	EPA 350.1	Prep Method:	METHOD

QC1340655 Analyte	Result	Spiked	Units	Recovery	Qual	Limits
Ammonia-N	0.9855	1.000	mg/L	99%		90-110

Type:	Matrix Spike	Lab ID:	QC1340656	Batch:	395384
Matrix (Source ID):	Water (553152-001)	Method:	EPA 350.1	Prep Method:	METHOD

QC1340656 Analyte	Result	Source Sample Result	Spiked	Units	Recovery	Qual	Limits	DF
Ammonia-N	1.214	0.2489	1.000	mg/L	96%		90-110	1

ENTHALPY ANALYTICAL

Batch QC

Type:	Matrix Spike Duplicate	**Lab ID:**	QC1340657	**Batch:**	395384
Matrix (Source ID):	Water (553152-001)	**Method:**	EPA 350.1	**Prep Method:**	METHOD

QC1340657 Analyte	Result	Source Sample Result	Spiked	Units	Recovery	Qual	Limits	RPD	RPD Lim	DF
Ammonia-N	1.243	0.2489	1.000	mg/L	99%		90-110	2	20	1

Type:	Blank	**Lab ID:**	QC1340433	**Batch:**	395317
Matrix:	Water	**Method:**	EPA 420.1	**Prep Method:**	METHOD

QC1340433 Analyte	Result	Qual	Units	RL	MDL	Prepared	Analyzed
Total Phenolics	ND		mg/L	0.010	0.0056	02/13/26	02/13/26

Type:	Lab Control Sample	**Lab ID:**	QC1340434	**Batch:**	395317
Matrix:	Water	**Method:**	EPA 420.1	**Prep Method:**	METHOD

QC1340434 Analyte	Result	Spiked	Units	Recovery	Qual	Limits
Total Phenolics	0.07100	0.08000	mg/L	89%		80-120

Type:	Lab Control Sample Duplicate	**Lab ID:**	QC1340435	**Batch:**	395317
Matrix:	Water	**Method:**	EPA 420.1	**Prep Method:**	METHOD

QC1340435 Analyte	Result	Spiked	Units	Recovery	Qual	Limits	RPD	RPD Lim
Total Phenolics	0.07300	0.08000	mg/L	91%		80-120	3	20

ENTHALPY ANALYTICAL

Batch QC

Type: Blank	Lab ID: QC1340542	Batch: 395350
Matrix: Water		

QC1340542 Analyte	Result	Qual	Units	RL	MDL	Prepared	Analyzed
Method: EPA 625.1 Prep Method: EPA 3510C							
a-Terpineol	ND		ug/L	10	2.1	02/13/26	02/14/26
Benzoic acid	ND		ug/L	50	11	02/13/26	02/13/26
2-Methylphenol	ND		ug/L	10	3.2	02/13/26	02/13/26
Pyridine	ND		ug/L	10	2.8	02/13/26	02/13/26
Phenol	ND		ug/L	10	2.1	02/13/26	02/13/26
Naphthalene	ND		ug/L	10	3.6	02/13/26	02/13/26
3-,4-Methylphenol	ND		ug/L	10	3.0	02/13/26	02/13/26
Cresol	ND		ug/L	10		02/13/26	02/13/26
Surrogates				**Limits**			
2-Fluorophenol	42%		%REC	36-95		02/13/26	02/13/26
Phenol-d6	26%	*	%REC	28-82		02/13/26	02/13/26
2,4,6-Tribromophenol	54%	*	%REC	61-140		02/13/26	02/13/26
Nitrobenzene-d5	57%		%REC	48-123		02/13/26	02/13/26
2-Fluorobiphenyl	55%		%REC	51-105		02/13/26	02/13/26
Terphenyl-d14	68%		%REC	65-117		02/13/26	02/13/26
Method: EPA 8270E Prep Method: EPA 3510C							
Carbazole	ND		ug/L	10	2.8	02/13/26	02/13/26
N-Nitrosodimethylamine	ND		ug/L	10	2.9	02/13/26	02/13/26
Aniline	ND		ug/L	10	2.8	02/13/26	02/13/26
bis(2-Chloroethyl)ether	ND		ug/L	25	3.7	02/13/26	02/13/26
2-Chlorophenol	ND		ug/L	10	3.6	02/13/26	02/13/26
1,3-Dichlorobenzene	ND		ug/L	10	3.3	02/13/26	02/13/26
1,4-Dichlorobenzene	ND		ug/L	10	3.4	02/13/26	02/13/26
Benzyl alcohol	ND		ug/L	25	5.8	02/13/26	02/13/26
1,2-Dichlorobenzene	ND		ug/L	10	3.3	02/13/26	02/13/26
bis(2-Chloroisopropyl) ether	ND		ug/L	10	3.8	02/13/26	02/13/26
N-Nitroso-di-n-propylamine	ND		ug/L	10	3.9	02/13/26	02/13/26
Hexachloroethane	ND		ug/L	10	3.0	02/13/26	02/13/26
Nitrobenzene	ND		ug/L	25	8.4	02/13/26	02/13/26
Isophorone	ND		ug/L	10	3.7	02/13/26	02/13/26
2-Nitrophenol	ND		ug/L	10	5.4	02/13/26	02/13/26
2,4-Dimethylphenol	ND		ug/L	10	3.2	02/13/26	02/13/26
bis(2-Chloroethoxy)methane	ND		ug/L	10	3.7	02/13/26	02/13/26
2,4-Dichlorophenol	ND		ug/L	10	3.7	02/13/26	02/13/26
1,2,4-Trichlorobenzene	ND		ug/L	10	3.4	02/13/26	02/13/26
4-Chloroaniline	ND		ug/L	10	3.1	02/13/26	02/13/26
Hexachlorobutadiene	ND		ug/L	10	2.2	02/13/26	02/13/26
4-Chloro-3-methylphenol	ND		ug/L	10	3.6	02/13/26	02/13/26
2-Methylnaphthalene	ND		ug/L	10	3.4	02/13/26	02/13/26
Hexachlorocyclopentadiene	ND		ug/L	25	7.8	02/13/26	02/13/26
2,4,6-Trichlorophenol	ND		ug/L	10	4.1	02/13/26	02/13/26
2,4,5-Trichlorophenol	ND		ug/L	10	3.7	02/13/26	02/13/26
2-Chloronaphthalene	ND		ug/L	10	3.4	02/13/26	02/13/26
2-Nitroaniline	ND		ug/L	50	4.3	02/13/26	02/13/26

ENTHALPY ANALYTICAL

Batch QC

QC1340542 Analyte	Result	Qual	Units	RL	MDL	Prepared	Analyzed
Dimethylphthalate	ND		ug/L	10	3.4	02/13/26	02/13/26
Acenaphthylene	ND		ug/L	10	3.9	02/13/26	02/13/26
2,6-Dinitrotoluene	ND		ug/L	10	4.4	02/13/26	02/13/26
3-Nitroaniline	ND		ug/L	10	4.0	02/13/26	02/13/26
Acenaphthene	ND		ug/L	10	3.2	02/13/26	02/13/26
2,4-Dinitrophenol	ND		ug/L	50	15	02/13/26	02/13/26
4-Nitrophenol	ND		ug/L	50	8.5	02/13/26	02/13/26
Dibenzofuran	ND		ug/L	10	3.2	02/13/26	02/13/26
2,4-Dinitrotoluene	ND		ug/L	10	4.3	02/13/26	02/13/26
Diethylphthalate	ND		ug/L	10	2.9	02/13/26	02/13/26
Fluorene	ND		ug/L	10	3.1	02/13/26	02/13/26
4-Chlorophenyl-phenylether	ND		ug/L	10	3.1	02/13/26	02/13/26
4-Nitroaniline	ND		ug/L	10	3.3	02/13/26	02/13/26
4,6-Dinitro-2-methylphenol	ND		ug/L	50	17	02/13/26	02/13/26
N-Nitrosodiphenylamine	ND		ug/L	10	4.0	02/13/26	02/13/26
1,2-diphenylhydrazine (as azobenzene)	ND		ug/L	10	2.9	02/13/26	02/13/26
4-Bromophenyl-phenylether	ND		ug/L	10	3.3	02/13/26	02/13/26
Hexachlorobenzene	ND		ug/L	10	3.0	02/13/26	02/13/26
Pentachlorophenol	ND		ug/L	25	5.7	02/13/26	02/13/26
Phenanthrene	ND		ug/L	10	2.9	02/13/26	02/13/26
Anthracene	ND		ug/L	10	2.8	02/13/26	02/13/26
Di-n-butylphthalate	ND		ug/L	10	3.0	02/13/26	02/13/26
Fluoranthene	ND		ug/L	10	2.8	02/13/26	02/13/26
Benzidine	ND		ug/L	50	19	02/13/26	02/13/26
Pyrene	ND		ug/L	10	2.7	02/13/26	02/13/26
Butylbenzylphthalate	ND		ug/L	10	3.6	02/13/26	02/13/26
3,3'-Dichlorobenzidine	ND		ug/L	25	5.2	02/13/26	02/13/26
Benzo(a)anthracene	ND		ug/L	10	2.4	02/13/26	02/13/26
Chrysene	ND		ug/L	10	2.5	02/13/26	02/13/26
bis(2-Ethylhexyl)phthalate	ND		ug/L	10	3.3	02/13/26	02/13/26
Di-n-octylphthalate	ND		ug/L	10	4.7	02/13/26	02/13/26
Benzo(b)fluoranthene	ND		ug/L	10	3.0	02/13/26	02/13/26
Benzo(k)fluoranthene	ND		ug/L	10	3.1	02/13/26	02/13/26
Benzo(a)pyrene	ND		ug/L	10	3.1	02/13/26	02/13/26
Indeno(1,2,3-cd)pyrene	ND		ug/L	10	4.2	02/13/26	02/13/26
Dibenz(a,h)anthracene	ND		ug/L	10	4.2	02/13/26	02/13/26
Benzo(g,h,i)perylene	ND		ug/L	10	4.1	02/13/26	02/13/26
Surrogates				**Limits**			
2-Fluorophenol	42%		%REC	15-120		02/13/26	02/13/26
Phenol-d6	26%		%REC	15-120		02/13/26	02/13/26
2,4,6-Tribromophenol	54%		%REC	15-140		02/13/26	02/13/26
Nitrobenzene-d5	57%		%REC	15-123		02/13/26	02/13/26
2-Fluorobiphenyl	55%		%REC	15-120		02/13/26	02/13/26
Terphenyl-d14	68%		%REC	15-120		02/13/26	02/13/26

ENTHALPY ANALYTICAL

Batch QC

Type: Lab Control Sample	Lab ID: QC1340543	Batch: 395350
Matrix: Water		

QC1340543 Analyte	Result	Spiked	Units	Recovery	Qual	Limits
Method: EPA 625.1 Prep Method: EPA 3510C						
2-Methylphenol	47.05	75.00	ug/L	63%		44-120
Pyridine	37.08	75.00	ug/L	49%		13-120
Phenol	22.41	75.00	ug/L	30%		10-85
Naphthalene	47.46	75.00	ug/L	63%		23-133
3-,4-Methylphenol	45.07	75.00	ug/L	60%		40-120
Surrogates						
2-Fluorophenol	17.25	40.00	ug/L	43%		36-95
Phenol-d6	11.54	40.00	ug/L	29%		28-82
2,4,6-Tribromophenol	26.88	40.00	ug/L	67%		61-140
Nitrobenzene-d5	25.51	40.00	ug/L	64%		48-123
2-Fluorobiphenyl	23.15	40.00	ug/L	58%		51-105
Terphenyl-d14	27.26	40.00	ug/L	68%		65-117
Method: EPA 8270E Prep Method: EPA 3510C						
Phenol	22.41	75.00	ug/L	30%		14-120
2-Chlorophenol	50.78	75.00	ug/L	68%		46-120
1,4-Dichlorobenzene	44.39	75.00	ug/L	59%		42-120
3-,4-Methylphenol	45.07	75.00	ug/L	60%		40-120
N-Nitroso-di-n-propylamine	53.05	75.00	ug/L	71%		54-121
2,4-Dimethylphenol	57.63	75.00	ug/L	77%		48-120
1,2,4-Trichlorobenzene	48.09	75.00	ug/L	64%		45-120
4-Chloro-3-methylphenol	55.07	75.00	ug/L	73%		60-121
2,4,5-Trichlorophenol	51.84	75.00	ug/L	69%		62-124
Acenaphthene	49.58	75.00	ug/L	66%		56-120
4-Nitrophenol	25.96	75.00	ug/L	35%		17-120
2,4-Dinitrotoluene	55.40	75.00	ug/L	74%		69-127
Pentachlorophenol	51.74	75.00	ug/L	69%		51-120
Pyrene	56.50	75.00	ug/L	75%		68-123
Chrysene	53.68	75.00	ug/L	72%		66-120
Benzo(b)fluoranthene	58.55	75.00	ug/L	78%		67-120
Surrogates						
2-Fluorophenol	17.25	40.00	ug/L	43%		15-120
Phenol-d6	11.54	40.00	ug/L	29%		15-120
2,4,6-Tribromophenol	26.88	40.00	ug/L	67%		15-140
Nitrobenzene-d5	25.51	40.00	ug/L	64%		15-123
2-Fluorobiphenyl	23.15	40.00	ug/L	58%		15-120
Terphenyl-d14	27.26	40.00	ug/L	68%		15-120

ENTHALPY ANALYTICAL

Batch QC

Type: Lab Control Sample Duplicate **Lab ID:** QC1340544 **Batch:** 395350
Matrix: Water

QC1340544 Analyte	Result	Spiked	Units	Recovery	Qual	Limits	RPD	RPD Lim
Method: EPA 625.1 Prep Method: EPA 3510C								
2-Methylphenol	44.31	75.00	ug/L	59%		44-120	6	51
Pyridine	33.18	75.00	ug/L	44%		13-120	11	62
Phenol	20.55	75.00	ug/L	27%		10-85	9	52
Naphthalene	44.72	75.00	ug/L	60%		23-133	6	50
3-,4-Methylphenol	41.68	75.00	ug/L	56%		40-120	8	51
Surrogates								
2-Fluorophenol	15.85	40.00	ug/L	40%		36-95		
Phenol-d6	11.00	40.00	ug/L	28%		28-82		
2,4,6-Tribromophenol	27.64	40.00	ug/L	69%		61-140		
Nitrobenzene-d5	24.82	40.00	ug/L	62%		48-123		
2-Fluorobiphenyl	22.47	40.00	ug/L	56%		51-105		
Terphenyl-d14	26.36	40.00	ug/L	66%		65-117		
Method: EPA 8270E Prep Method: EPA 3510C								
Phenol	20.55	75.00	ug/L	27%		14-120	9	52
2-Chlorophenol	46.95	75.00	ug/L	63%		46-120	8	52
1,4-Dichlorobenzene	41.06	75.00	ug/L	55%		42-120	8	53
3-,4-Methylphenol	41.68	75.00	ug/L	56%		40-120	8	51
N-Nitroso-di-n-propylamine	49.96	75.00	ug/L	67%		54-121	6	52
2,4-Dimethylphenol	53.73	75.00	ug/L	72%		48-120	7	52
1,2,4-Trichlorobenzene	44.71	75.00	ug/L	60%		45-120	7	54
4-Chloro-3-methylphenol	53.33	75.00	ug/L	71%		60-121	3	47
2,4,5-Trichlorophenol	54.03	75.00	ug/L	72%		62-124	4	46
Acenaphthene	47.02	75.00	ug/L	63%		56-120	5	46
4-Nitrophenol	26.39	75.00	ug/L	35%		17-120	2	44
2,4-Dinitrotoluene	55.00	75.00	ug/L	73%		69-127	1	40
Pentachlorophenol	52.36	75.00	ug/L	70%		51-120	1	42
Pyrene	53.61	75.00	ug/L	71%		68-123	5	39
Chrysene	56.10	75.00	ug/L	75%		66-120	4	38
Benzo(b)fluoranthene	60.52	75.00	ug/L	81%		67-120	3	39
Surrogates								
2-Fluorophenol	15.85	40.00	ug/L	40%		15-120		
Phenol-d6	11.00	40.00	ug/L	28%		15-120		
2,4,6-Tribromophenol	27.64	40.00	ug/L	69%		15-140		
Nitrobenzene-d5	24.82	40.00	ug/L	62%		15-123		
2-Fluorobiphenyl	22.47	40.00	ug/L	56%		15-120		
Terphenyl-d14	26.36	40.00	ug/L	66%		15-120		

ENTHALPY ANALYTICAL

Batch QC

Type: Blank	Lab ID: QC1340743	Batch: 395405
Matrix: Water		

QC1340743 Analyte	Result	Qual	Units	RL	MDL	Prepared	Analyzed
Method: EPA 8081A Prep Method: EPA 3510C							
alpha-BHC	ND		ug/L	0.05	0.01	02/14/26	02/14/26
beta-BHC	ND		ug/L	0.05	0.01	02/14/26	02/14/26
gamma-BHC	ND		ug/L	0.05	0.009	02/14/26	02/14/26
delta-BHC	ND		ug/L	0.05	0.01	02/14/26	02/14/26
Heptachlor	ND		ug/L	0.05	0.01	02/14/26	02/14/26
Aldrin	ND		ug/L	0.05	0.01	02/14/26	02/14/26
Heptachlor epoxide	ND		ug/L	0.05	0.01	02/14/26	02/14/26
Endosulfan I	ND		ug/L	0.05	0.01	02/14/26	02/14/26
Dieldrin	ND		ug/L	0.1	0.01	02/14/26	02/14/26
4,4'-DDE	ND		ug/L	0.1	0.01	02/14/26	02/14/26
Endrin	ND		ug/L	0.1	0.01	02/14/26	02/14/26
Endosulfan II	ND		ug/L	0.1	0.02	02/14/26	02/14/26
Endosulfan sulfate	ND		ug/L	0.1	0.01	02/14/26	02/14/26
4,4'-DDD	ND		ug/L	0.1	0.01	02/14/26	02/14/26
Endrin aldehyde	ND		ug/L	0.1	0.02	02/14/26	02/14/26
Endrin ketone	ND		ug/L	0.1	0.02	02/14/26	02/14/26
4,4'-DDT	ND		ug/L	0.1	0.04	02/14/26	02/14/26
Methoxychlor	ND		ug/L	0.1	0.03	02/14/26	02/14/26
Toxaphene	ND		ug/L	2.0	0.4	02/14/26	02/14/26
Chlordane (Technical)	ND		ug/L	1.0	0.2	02/14/26	02/14/26
Surrogates				**Limits**			
TCMX	72%		%REC	29-120		02/14/26	02/14/26
Decachlorobiphenyl	94%		%REC	33-132		02/14/26	02/14/26
Method: EPA 8082 Prep Method: EPA 3510C							
Aroclor-1016	ND		ug/L	0.50	0.30	02/14/26	02/14/26
Aroclor-1221	ND		ug/L	0.50	0.47	02/14/26	02/14/26
Aroclor-1232	ND		ug/L	0.50	0.27	02/14/26	02/14/26
Aroclor-1242	ND		ug/L	0.50	0.29	02/14/26	02/14/26
Aroclor-1248	ND		ug/L	0.50	0.24	02/14/26	02/14/26
Aroclor-1254	ND		ug/L	0.50	0.27	02/14/26	02/14/26
Aroclor-1260	ND		ug/L	0.50	0.33	02/14/26	02/14/26
Aroclor-1262	ND		ug/L	0.50	0.29	02/14/26	02/14/26
Aroclor-1268	ND		ug/L	0.50	0.26	02/14/26	02/14/26
Surrogates				**Limits**			
Decachlorobiphenyl (PCB)	79%		%REC	28-138		02/14/26	02/14/26

ENTHALPY ANALYTICAL

Batch QC

Type:	**Lab Control Sample**	**Lab ID:**	**QC1340744**	**Batch:**	**395405**
Matrix:	**Water**	**Method:**	**EPA 8081A**	**Prep Method:**	**EPA 3510C**

QC1340744 Analyte	Result	Spiked	Units	Recovery	Qual	Limits
alpha-BHC	0.5503	0.5000	ug/L	110%		66-121
beta-BHC	0.5558	0.5000	ug/L	111%		73-120
gamma-BHC	0.5529	0.5000	ug/L	111%		68-125
delta-BHC	0.5839	0.5000	ug/L	117%		68-131
Heptachlor	0.5689	0.5000	ug/L	114%		63-120
Aldrin	0.4776	0.5000	ug/L	96%		56-120
Heptachlor epoxide	0.5031	0.5000	ug/L	101%		65-120
Endosulfan I	0.5088	0.5000	ug/L	102%		68-124
Dieldrin	0.5175	0.5000	ug/L	103%		66-124
4,4'-DDE	0.5364	0.5000	ug/L	107%		67-131
Endrin	0.5369	0.5000	ug/L	107%		68-135
Endosulfan II	0.5563	0.5000	ug/L	111%		71-130
Endosulfan sulfate	0.5342	0.5000	ug/L	107%		68-128
4,4'-DDD	0.6609	0.5000	ug/L	132%	#,*	65-130
Endrin aldehyde	0.4836	0.5000	ug/L	97%		67-124
Endrin ketone	0.5308	0.5000	ug/L	106%		69-137
4,4'-DDT	0.4254	0.5000	ug/L	85%	#	65-136
Methoxychlor	0.4260	0.5000	ug/L	85%	#	69-150
Surrogates						
TCMX	0.4510	0.5000	ug/L	90%		29-120
Decachlorobiphenyl	0.5334	0.5000	ug/L	107%		33-132

ENTHALPY ANALYTICAL

Batch QC

Type:	Lab Control Sample Duplicate	Lab ID:	QC1340745	Batch:	395405
Matrix:	Water	Method:	EPA 8081A	Prep Method:	EPA 3510C

QC1340745 Analyte	Result	Spiked	Units	Recovery	Qual	Limits	RPD	RPD Lim
alpha-BHC	0.5346	0.5000	ug/L	107%		66-121	3	20
beta-BHC	0.5321	0.5000	ug/L	106%		73-120	4	20
gamma-BHC	0.5325	0.5000	ug/L	107%		68-125	4	20
delta-BHC	0.5636	0.5000	ug/L	113%		68-131	4	20
Heptachlor	0.5461	0.5000	ug/L	109%		63-120	4	24
Aldrin	0.4527	0.5000	ug/L	91%		56-120	5	30
Heptachlor epoxide	0.5033	0.5000	ug/L	101%		65-120	0	20
Endosulfan I	0.4825	0.5000	ug/L	96%		68-124	5	20
Dieldrin	0.4948	0.5000	ug/L	99%		66-124	4	22
4,4'-DDE	0.5088	0.5000	ug/L	102%		67-131	5	21
Endrin	0.5145	0.5000	ug/L	103%		68-135	4	20
Endosulfan II	0.5287	0.5000	ug/L	106%		71-130	5	21
Endosulfan sulfate	0.5126	0.5000	ug/L	103%		68-128	4	21
4,4'-DDD	0.6250	0.5000	ug/L	125%	#	65-130	6	22
Endrin aldehyde	0.4616	0.5000	ug/L	92%		67-124	5	20
Endrin ketone	0.5119	0.5000	ug/L	102%		69-137	4	21
4,4'-DDT	0.4176	0.5000	ug/L	84%	#	65-136	2	23
Methoxychlor	0.4218	0.5000	ug/L	84%	#	69-150	1	23
Surrogates								
TCMX	0.4316	0.5000	ug/L	86%		29-120		
Decachlorobiphenyl	0.5090	0.5000	ug/L	102%		33-132		

Type:	Lab Control Sample	Lab ID:	QC1340746	Batch:	395405
Matrix:	Water	Method:	EPA 8082	Prep Method:	EPA 3510C

QC1340746 Analyte	Result	Spiked	Units	Recovery	Qual	Limits
Aroclor-1016	4.878	5.000	ug/L	98%		69-120
Aroclor-1260	4.604	5.000	ug/L	92%		72-124
Surrogates						
Decachlorobiphenyl (PCB)	0.3944	0.5000	ug/L	79%		28-138

Type:	Lab Control Sample Duplicate	Lab ID:	QC1340747	Batch:	395405
Matrix:	Water	Method:	EPA 8082	Prep Method:	EPA 3510C

QC1340747 Analyte	Result	Spiked	Units	Recovery	Qual	Limits	RPD	RPD Lim
Aroclor-1016	5.191	5.000	ug/L	104%		69-120	6	22
Aroclor-1260	5.019	5.000	ug/L	100%		72-124	9	25
Surrogates								
Decachlorobiphenyl (PCB)	0.4306	0.5000	ug/L	86%		28-138		

ENTHALPY ANALYTICAL

Batch QC

Type:	Lab Control Sample	Lab ID:	QC1340347	Batch:	395299
Matrix:	Water	Method:	EPA 8260B	Prep Method:	EPA 5030B

QC1340347 Analyte	Result	Spiked	Units	Recovery	Qual	Limits
1,1-Dichloroethene	46.41	50.00	ug/L	93%		69-128
MTBE	51.93	50.00	ug/L	104%		66-125
Benzene	45.97	50.00	ug/L	92%		76-121
Trichloroethene	44.95	50.00	ug/L	90%		76-124
Toluene	46.30	50.00	ug/L	93%		76-120
Chlorobenzene	47.49	50.00	ug/L	95%		78-120
Surrogates						
Dibromofluoromethane	54.20	50.00	ug/L	108%		70-130
1,2-Dichloroethane-d4	52.90	50.00	ug/L	106%		70-130
Toluene-d8	50.47	50.00	ug/L	101%		70-130
Bromofluorobenzene	48.27	50.00	ug/L	97%		70-130

Type:	Lab Control Sample Duplicate	Lab ID:	QC1340348	Batch:	395299
Matrix:	Water	Method:	EPA 8260B	Prep Method:	EPA 5030B

QC1340348 Analyte	Result	Spiked	Units	Recovery	Qual	Limits	RPD	RPD Lim
1,1-Dichloroethene	45.69	50.00	ug/L	91%		69-128	2	23
MTBE	53.60	50.00	ug/L	107%		66-125	3	22
Benzene	47.15	50.00	ug/L	94%		76-121	3	21
Trichloroethene	45.55	50.00	ug/L	91%		76-124	1	22
Toluene	46.46	50.00	ug/L	93%		76-120	0	21
Chlorobenzene	47.51	50.00	ug/L	95%		78-120	0	20
Surrogates								
Dibromofluoromethane	54.28	50.00	ug/L	109%		70-130		
1,2-Dichloroethane-d4	53.14	50.00	ug/L	106%		70-130		
Toluene-d8	49.73	50.00	ug/L	99%		70-130		
Bromofluorobenzene	48.38	50.00	ug/L	97%		70-130		

ENTHALPY ANALYTICAL

Batch QC

Type:	**Blank**	**Lab ID:**	**QC1340350**	**Batch:**	**395299**
Matrix:	**Water**	**Method:**	**EPA 8260B**	**Prep Method:**	**EPA 5030B**

QC1340350 Analyte	Result	Qual	Units	RL	MDL	Prepared	Analyzed
Carbon Disulfide	ND		ug/L	5.0	0.2	02/13/26	02/13/26
Chloroprene	ND		ug/L	200	0.4	02/13/26	02/13/26
3-Chloropropene	ND		ug/L	5.0	0.3	02/13/26	02/13/26
Ethyl methacrylate	ND		ug/L	50	2.1	02/13/26	02/13/26
Ethanol	ND		ug/L	500	110	02/13/26	02/13/26
2-Hexanone	ND		ug/L	5.0	1.1	02/13/26	02/13/26
Isopropanol (IPA)	ND		ug/L	200	52	02/13/26	02/13/26
Methyl acrylonitrile	ND		ug/L	35	3.7	02/13/26	02/13/26
Vinyl Acetate	ND		ug/L	50	15	02/13/26	02/13/26
Acrolein	ND		ug/L	200	2.7	02/13/26	02/13/26
Acrylonitrile	ND		ug/L	10	0.7	02/13/26	02/13/26
Freon 12	ND		ug/L	5.0	0.1	02/13/26	02/13/26
Chloromethane	ND		ug/L	5.0	0.2	02/13/26	02/13/26
Vinyl Chloride	ND		ug/L	5.0	0.1	02/13/26	02/13/26
Bromomethane	ND		ug/L	5.0	0.2	02/13/26	02/13/26
Chloroethane	ND		ug/L	5.0	0.1	02/13/26	02/13/26
Trichlorofluoromethane	ND		ug/L	5.0	0.06	02/13/26	02/13/26
Iodomethane	ND		ug/L	5.0		02/13/26	02/13/26
Acetone	ND		ug/L	100	5.0	02/13/26	02/13/26
Freon 113	ND		ug/L	5.0	0.1	02/13/26	02/13/26
1,1-Dichloroethene	ND		ug/L	5.0	0.08	02/13/26	02/13/26
Methylene Chloride	ND		ug/L	10	0.2	02/13/26	02/13/26
MTBE	ND		ug/L	5.0	0.09	02/13/26	02/13/26
trans-1,2-Dichloroethene	ND		ug/L	5.0	0.1	02/13/26	02/13/26
1,1-Dichloroethane	ND		ug/L	5.0	0.1	02/13/26	02/13/26
2-Butanone	ND		ug/L	10	1.5	02/13/26	02/13/26
cis-1,2-Dichloroethene	ND		ug/L	5.0	0.09	02/13/26	02/13/26
2,2-Dichloropropane	ND		ug/L	5.0	0.1	02/13/26	02/13/26
Chloroform	ND		ug/L	5.0	0.08	02/13/26	02/13/26
Bromochloromethane	ND		ug/L	5.0	0.2	02/13/26	02/13/26
1,1,1-Trichloroethane	ND		ug/L	5.0	0.09	02/13/26	02/13/26
1,1-Dichloropropene	ND		ug/L	5.0	0.08	02/13/26	02/13/26
Carbon Tetrachloride	ND		ug/L	5.0	0.06	02/13/26	02/13/26
1,2-Dichloroethane	ND		ug/L	5.0	0.1	02/13/26	02/13/26
Benzene	ND		ug/L	1.0	0.1	02/13/26	02/13/26
Trichloroethene	ND		ug/L	5.0	0.1	02/13/26	02/13/26
1,2-Dichloropropane	ND		ug/L	5.0	0.1	02/13/26	02/13/26
Bromodichloromethane	ND		ug/L	5.0	0.09	02/13/26	02/13/26
Dibromomethane	ND		ug/L	5.0	0.1	02/13/26	02/13/26
4-Methyl-2-Pentanone	ND		ug/L	5.0	1.0	02/13/26	02/13/26
cis-1,3-Dichloropropene	ND		ug/L	5.0	0.3	02/13/26	02/13/26
Toluene	ND		ug/L	5.0	0.2	02/13/26	02/13/26
trans-1,3-Dichloropropene	ND		ug/L	5.0	0.3	02/13/26	02/13/26
1,1,2-Trichloroethane	ND		ug/L	5.0	0.2	02/13/26	02/13/26
1,3-Dichloropropane	ND		ug/L	5.0	0.1	02/13/26	02/13/26
Tetrachloroethene	ND		ug/L	5.0	0.1	02/13/26	02/13/26
Dibromochloromethane	ND		ug/L	5.0	0.08	02/13/26	02/13/26

ENTHALPY ANALYTICAL

Batch QC

QC1340350 Analyte	Result	Qual	Units	RL	MDL	Prepared	Analyzed
1,2-Dibromoethane	ND		ug/L	5.0	0.2	02/13/26	02/13/26
Chlorobenzene	ND		ug/L	5.0	0.1	02/13/26	02/13/26
1,1,1,2-Tetrachloroethane	ND		ug/L	5.0	0.08	02/13/26	02/13/26
Ethylbenzene	ND		ug/L	5.0	0.09	02/13/26	02/13/26
m,p-Xylenes	ND		ug/L	5.0	0.2	02/13/26	02/13/26
o-Xylene	ND		ug/L	5.0	0.1	02/13/26	02/13/26
Styrene	ND		ug/L	5.0	0.08	02/13/26	02/13/26
Bromoform	ND		ug/L	5.0	0.08	02/13/26	02/13/26
Isopropylbenzene	ND		ug/L	5.0	0.1	02/13/26	02/13/26
1,1,2,2-Tetrachloroethane	ND		ug/L	5.0	0.2	02/13/26	02/13/26
1,2,3-Trichloropropane	ND		ug/L	5.0	0.2	02/13/26	02/13/26
Propylbenzene	ND		ug/L	5.0	0.1	02/13/26	02/13/26
Bromobenzene	ND		ug/L	5.0	0.09	02/13/26	02/13/26
1,3,5-Trimethylbenzene	ND		ug/L	5.0	0.1	02/13/26	02/13/26
2-Chlorotoluene	ND		ug/L	5.0	0.1	02/13/26	02/13/26
4-Chlorotoluene	ND		ug/L	5.0	0.1	02/13/26	02/13/26
tert-Butylbenzene	ND		ug/L	5.0	0.1	02/13/26	02/13/26
1,2,4-Trimethylbenzene	ND		ug/L	5.0	0.1	02/13/26	02/13/26
sec-Butylbenzene	ND		ug/L	5.0	0.1	02/13/26	02/13/26
para-Isopropyl Toluene	ND		ug/L	5.0	0.1	02/13/26	02/13/26
1,3-Dichlorobenzene	ND		ug/L	5.0	0.1	02/13/26	02/13/26
1,4-Dichlorobenzene	ND		ug/L	5.0	0.2	02/13/26	02/13/26
n-Butylbenzene	ND		ug/L	5.0	0.1	02/13/26	02/13/26
1,2-Dichlorobenzene	ND		ug/L	5.0	0.09	02/13/26	02/13/26
1,2-Dibromo-3-Chloropropane	ND		ug/L	5.0	0.5	02/13/26	02/13/26
1,2,4-Trichlorobenzene	ND		ug/L	5.0	0.2	02/13/26	02/13/26
Hexachlorobutadiene	ND		ug/L	5.0	0.2	02/13/26	02/13/26
1,2,3-Trichlorobenzene	ND		ug/L	5.0	0.1	02/13/26	02/13/26
cis-1,4-Dichloro-2-butene	ND		ug/L	5.0	0.4	02/13/26	02/13/26
trans-1,4-Dichloro-2-butene	ND		ug/L	5.0	0.4	02/13/26	02/13/26
Xylene (total)	ND		ug/L	5.0		02/13/26	02/13/26
Surrogates				**Limits**			
Dibromofluoromethane	105%		%REC	70-130		02/13/26	02/13/26
1,2-Dichloroethane-d4	99%		%REC	70-130		02/13/26	02/13/26
Toluene-d8	99%		%REC	70-130		02/13/26	02/13/26
Bromofluorobenzene	97%		%REC	70-130		02/13/26	02/13/26

ENTHALPY ANALYTICAL

Batch QC

Type:	Matrix Spike	Lab ID:	QC1340456	Batch:	395299
Matrix (Source ID):	Water (552821-010)	Method:	EPA 8260B	Prep Method:	EPA 5030B

QC1340456 Analyte	Result	Source Sample Result	Spiked	Units	Recovery	Qual	Limits	DF
1,1-Dichloroethene	16.90	0.1123	20.00	ug/L	84%		62-131	1
MTBE	20.46	ND	20.00	ug/L	102%		61-124	1
Benzene	17.77	ND	20.00	ug/L	89%		70-123	1
Trichloroethene	19.63	2.634	20.00	ug/L	85%		65-131	1
Toluene	28.17	12.21	20.00	ug/L	80%		69-120	1
Chlorobenzene	19.39	ND	20.00	ug/L	97%		72-121	1
Surrogates								
Dibromofluoromethane	55.92		50.00	ug/L	112%		70-130	1
1,2-Dichloroethane-d4	53.47		50.00	ug/L	107%		70-130	1
Toluene-d8	49.38		50.00	ug/L	99%		70-130	1
Bromofluorobenzene	48.58		50.00	ug/L	97%		70-130	1

Type:	Matrix Spike Duplicate	Lab ID:	QC1340457	Batch:	395299
Matrix (Source ID):	Water (552821-010)	Method:	EPA 8260B	Prep Method:	EPA 5030B

QC1340457 Analyte	Result	Source Sample Result	Spiked	Units	Recovery	Qual	Limits	RPD	RPD Lim	DF
1,1-Dichloroethene	18.05	0.1123	20.00	ug/L	90%		62-131	7	31	1
MTBE	21.91	ND	20.00	ug/L	110%		61-124	7	30	1
Benzene	18.78	ND	20.00	ug/L	94%		70-123	5	31	1
Trichloroethene	20.22	2.634	20.00	ug/L	88%		65-131	3	31	1
Toluene	29.02	12.21	20.00	ug/L	84%		69-120	3	29	1
Chlorobenzene	20.26	ND	20.00	ug/L	101%		72-121	4	29	1
Surrogates										
Dibromofluoromethane	54.29		50.00	ug/L	109%		70-130			1
1,2-Dichloroethane-d4	54.74		50.00	ug/L	109%		70-130			1
Toluene-d8	49.18		50.00	ug/L	98%		70-130			1
Bromofluorobenzene	47.90		50.00	ug/L	96%		70-130			1

Type:	Blank	Lab ID:	QC1340760	Batch:	395408
Matrix:	Water	Method:	EPA 8270C-SIM	Prep Method:	EPA 3535

QC1340760 Analyte	Result	Qual	Units	RL	MDL	Prepared	Analyzed
1,4-Dioxane	ND		ug/L	1.0	0.84	02/14/26	02/14/26
Surrogates				**Limits**			
1,4-Dioxane-d8 (SUR)	102%		%REC	80-120		02/14/26	02/14/26

ENTHALPY ANALYTICAL

Batch QC

Type:	Lab Control Sample	Lab ID:	QC1340761	Batch:	395408
Matrix:	Water	Method:	EPA 8270C-SIM	Prep Method:	EPA 3535

QC1340761 Analyte	Result	Spiked	Units	Recovery	Qual	Limits
1,4-Dioxane	10.18	10.00	ug/L	102%		79-120
Surrogates						
1,4-Dioxane-d8 (SUR)	9.978	10.00	ug/L	100%		80-120

Type:	Lab Control Sample Duplicate	Lab ID:	QC1340762	Batch:	395408
Matrix:	Water	Method:	EPA 8270C-SIM	Prep Method:	EPA 3535

QC1340762 Analyte	Result	Spiked	Units	Recovery	Qual	Limits	RPD	RPD Lim
1,4-Dioxane	10.26	10.00	ug/L	103%		79-120	1	20
Surrogates								
1,4-Dioxane-d8 (SUR)	10.18	10.00	ug/L	102%		80-120		

Type:	Blank	Lab ID:	QC1340652	Batch:	395383
Matrix:	Water	Method:	SM 4500-CN-E	Prep Method:	METHOD

QC1340652 Analyte	Result	Qual	Units	RL	MDL	Prepared	Analyzed
Cyanide	ND		mg/L	0.0050	0.0017	02/14/26	02/17/26

Type:	Lab Control Sample	Lab ID:	QC1340653	Batch:	395383
Matrix:	Water	Method:	SM 4500-CN-E	Prep Method:	METHOD

QC1340653 Analyte	Result	Spiked	Units	Recovery	Qual	Limits
Cyanide	0.1026	0.1000	mg/L	103%		85-115

Type:	Matrix Spike	Lab ID:	QC1340658	Batch:	395383
Matrix (Source ID):	Water (553089-006)	Method:	SM 4500-CN-E	Prep Method:	METHOD

QC1340658 Analyte	Result	Source Sample Result	Spiked	Units	Recovery	Qual	Limits	DF
Cyanide	0.07250	ND	0.1000	mg/L	72%	*	80-120	0.5

Type:	Matrix Spike Duplicate	Lab ID:	QC1340659	Batch:	395383
Matrix (Source ID):	Water (553089-006)	Method:	SM 4500-CN-E	Prep Method:	METHOD

QC1340659 Analyte	Result	Source Sample Result	Spiked	Units	Recovery	Qual	Limits	RPD	RPD Lim	DF
Cyanide	0.07614	ND	0.1000	mg/L	76%	*	80-120	5	20	0.5

ENTHALPY ANALYTICAL

Batch QC

Type:	Matrix Spike	Lab ID:	QC1340666	Batch:	395383
Matrix (Source ID):	Water (553093-002)	Method:	SM 4500-CN-E	Prep Method:	METHOD

QC1340666 Analyte	Result	Source Sample Result	Spiked	Units	Recovery	Qual	Limits	DF
Cyanide	0.1065	0.002512	0.1000	mg/L	104%		80-120	0.5

Type:	Matrix Spike Duplicate	Lab ID:	QC1340667	Batch:	395383
Matrix (Source ID):	Water (553093-002)	Method:	SM 4500-CN-E	Prep Method:	METHOD

QC1340667 Analyte	Result	Source Sample Result	Spiked	Units	Recovery	Qual	Limits	RPD	RPD Lim	DF
Cyanide	0.1032	0.002512	0.1000	mg/L	101%		80-120	3	20	0.5

Type:	Blank	Lab ID:	QC1340626	Batch:	395371
Matrix:	Water	Method:	SM 4500-S2-D	Prep Method:	METHOD

QC1340626 Analyte	Result	Qual	Units	RL	MDL	Prepared	Analyzed
Sulfide	ND		mg/L	0.10		02/13/26	02/13/26

Type:	Lab Control Sample	Lab ID:	QC1340627	Batch:	395371
Matrix:	Water	Method:	SM 4500-S2-D	Prep Method:	METHOD

QC1340627 Analyte	Result	Spiked	Units	Recovery	Qual	Limits
Sulfide	0.9000	1.000	mg/L	90%		90-110

Type:	Matrix Spike	Lab ID:	QC1340633	Batch:	395371
Matrix (Source ID):	Water (552727-001)	Method:	SM 4500-S2-D	Prep Method:	METHOD

QC1340633 Analyte	Result	Source Sample Result	Spiked	Units	Recovery	Qual	Limits	DF
Sulfide	0.8000	ND	1.000	mg/L	80%		80-120	1

Type:	Matrix Spike Duplicate	Lab ID:	QC1340634	Batch:	395371
Matrix (Source ID):	Water (552727-001)	Method:	SM 4500-S2-D	Prep Method:	METHOD

QC1340634 Analyte	Result	Source Sample Result	Spiked	Units	Recovery	Qual	Limits	RPD	RPD Lim	DF
Sulfide	0.8000	ND	1.000	mg/L	80%		80-120	0	20	1

Type:	Blank	Lab ID:	QC1340552	Batch:	395353
Matrix:	Water	Method:	SM 5310B	Prep Method:	SM 5310B

QC1340552 Analyte	Result	Qual	Units	RL	MDL	Prepared	Analyzed
Total Organic Carbon	ND		mg/L	1.0	0.49	02/13/26	02/13/26

ENTHALPY ANALYTICAL

Batch QC

Type: Lab Control Sample	Lab ID: QC1340553	Batch: 395353
Matrix: Water	Method: SM 5310B	Prep Method: SM 5310B

QC1340553 Analyte	Result	Spiked	Units	Recovery	Qual	Limits
Total Organic Carbon	23.03	25.00	mg/L	92%		85-115

Type: Matrix Spike	Lab ID: QC1340554	Batch: 395353
Matrix (Source ID): Water (552787-001)	Method: SM 5310B	Prep Method: SM 5310B

QC1340554 Analyte	Result	Source Sample Result	Spiked	Units	Recovery	Qual	Limits	DF
Total Organic Carbon	35.95	8.325	25.00	mg/L	110%		75-125	1

Type: Matrix Spike Duplicate	Lab ID: QC1340555	Batch: 395353
Matrix (Source ID): Water (552787-001)	Method: SM 5310B	Prep Method: SM 5310B

QC1340555 Analyte	Result	Source Sample Result	Spiked	Units	Recovery	Qual	Limits	RPD	RPD Lim	DF
Total Organic Carbon	30.90	8.325	25.00	mg/L	90%		75-125	15	25	1

Type: Sample Duplicate	Lab ID: QC1340619	Batch: 395367
Matrix (Source ID): Water (552977-001)	Method: SM2130B	

QC1340619 Analyte	Result	Source Sample Result	Units	Qual	RPD	RPD Lim	DF
Turbidity	0.2910	0.2930	NTU		1	20	1

Type: Blank	Lab ID: QC1340523	Batch: 395344
Matrix: Water	Method: SM2320B	Prep Method: METHOD

QC1340523 Analyte	Result	Qual	Units	RL	MDL	Prepared	Analyzed
Bicarbonate	ND		mg/L	2.0		02/13/26	02/13/26
Alkalinity, Total as CaCO3	ND		mg/L	2.0		02/13/26	02/13/26

Type: Lab Control Sample	Lab ID: QC1340524	Batch: 395344
Matrix: Water	Method: SM2320B	Prep Method: METHOD

QC1340524 Analyte	Result	Spiked	Units	Recovery	Qual	Limits
Alkalinity, Total as CaCO3	93.98	100.0	mg/L	94%		90-110

ENTHALPY ANALYTICAL

Batch QC

Type:	Sample Duplicate	Lab ID:	QC1340528	Batch:	395344
Matrix (Source ID):	Water (552315-001)	Method:	SM2320B	Prep Method:	METHOD

QC1340528 Analyte	Result	Source Sample Result	Units	Qual	RPD	RPD Lim	DF
Bicarbonate	473.1	470.9	mg/L		0	20	2.5
Alkalinity, Total as CaCO3	528.4	532.0	mg/L		1	20	2.5

Type:	Sample Duplicate	Lab ID:	QC1340574	Batch:	395357
Matrix (Source ID):	Water (553152-001)	Method:	SM2510B	Prep Method:	METHOD

QC1340574 Analyte	Result	Source Sample Result	Units	Qual	RPD	RPD Lim	DF
Specific Conductance	779.2	773.6	umhos/cm		1	20	1

Type:	Blank	Lab ID:	QC1340511	Batch:	395339
Matrix:	Water	Method:	SM2540C	Prep Method:	METHOD

QC1340511 Analyte	Result	Qual	Units	RL	MDL	Prepared	Analyzed
Total Dissolved Solids	ND		mg/L	10		02/13/26	02/15/26

Type:	Lab Control Sample	Lab ID:	QC1340512	Batch:	395339
Matrix:	Water	Method:	SM2540C	Prep Method:	METHOD

QC1340512 Analyte	Result	Spiked	Units	Recovery	Qual	Limits
Total Dissolved Solids	1,041	1000	mg/L	104%		90-110

Type:	Sample Duplicate	Lab ID:	QC1340513	Batch:	395339
Matrix (Source ID):	Water (552734-001)	Method:	SM2540C	Prep Method:	METHOD

QC1340513 Analyte	Result	Source Sample Result	Units	Qual	RPD	RPD Lim	DF
Total Dissolved Solids	1,438	1466	mg/L		2	5	2

Type:	Sample Duplicate	Lab ID:	QC1340514	Batch:	395339
Matrix (Source ID):	Water (552787-001)	Method:	SM2540C	Prep Method:	METHOD

QC1340514 Analyte	Result	Source Sample Result	Units	Qual	RPD	RPD Lim	DF
Total Dissolved Solids	364.0	374.0	mg/L		3	5	2

Type:	Blank	Lab ID:	QC1340590	Batch:	395360
Matrix:	Water	Method:	SM2540D	Prep Method:	METHOD

QC1340590 Analyte	Result	Qual	Units	RL	MDL	Prepared	Analyzed
Total Suspended Solids	ND		mg/L	0.5		02/13/26	02/14/26

ENTHALPY ANALYTICAL

Batch QC

Type:	Lab Control Sample	Lab ID:	QC1340591	Batch:	395360
Matrix:	Water	Method:	SM2540D	Prep Method:	METHOD

QC1340591 Analyte	Result	Spiked	Units	Recovery	Qual	Limits
Total Suspended Solids	99.60	100.0	mg/L	100%		90-110

Type:	Lab Control Sample Duplicate	Lab ID:	QC1340592	Batch:	395360
Matrix:	Water	Method:	SM2540D	Prep Method:	METHOD

QC1340592 Analyte	Result	Spiked	Units	Recovery	Qual	Limits	RPD	RPD Lim
Total Suspended Solids	99.25	100.0	mg/L	99%		90-110	0	5

Type:	Sample Duplicate	Lab ID:	QC1340593	Batch:	395360
Matrix (Source ID):	Water (552869-001)	Method:	SM2540D	Prep Method:	METHOD

QC1340593 Analyte	Result	Source Sample Result	Units	Qual	RPD	RPD Lim	DF
Total Suspended Solids	56.67	55.43	mg/L		2	5	1

Type:	Sample Duplicate	Lab ID:	QC1340594	Batch:	395360
Matrix (Source ID):	Water (553152-002)	Method:	SM2540D	Prep Method:	METHOD

QC1340594 Analyte	Result	Source Sample Result	Units	Qual	RPD	RPD Lim	DF
Total Suspended Solids	1,390	1430	mg/L		3	5	1

Type:	Blank	Lab ID:	QC1340531	Batch:	395347
Matrix:	Water	Method:	SM5210B	Prep Method:	METHOD

QC1340531 Analyte	Result	Qual	Units	RL	MDL	Prepared	Analyzed
Biochemical Oxygen Demand	ND		mg/L	3.0		02/13/26 15:06	02/18/26 15:53

Type:	Lab Control Sample	Lab ID:	QC1340532	Batch:	395347
Matrix:	Water	Method:	SM5210B	Prep Method:	METHOD

QC1340532 Analyte	Result	Spiked	Units	Recovery	Qual	Limits
Biochemical Oxygen Demand	193.7	198.0	mg/L	98%		84.6-115.4

Type:	Sample Duplicate	Lab ID:	QC1340533	Batch:	395347
Matrix (Source ID):	Water (552663-005)	Method:	SM5210B	Prep Method:	METHOD

QC1340533 Analyte	Result	Source Sample Result	Units	Qual	RPD	RPD Lim	DF
Biochemical Oxygen Demand	4,001	4101	mg/L		2	30	1

Batch QC

Type: Blank	**Lab ID:** QC1340639	**Batch:** 395376
Matrix: Water	**Method:** SM5220D	**Prep Method:** SM 5220D

QC1340639 Analyte	Result	Qual	Units	RL	MDL	Prepared	Analyzed
Chemical Oxygen Demand	ND		mg/L	4.0	2.0	02/14/26	02/14/26

Type: Lab Control Sample	**Lab ID:** QC1340640	**Batch:** 395376
Matrix: Water	**Method:** SM5220D	**Prep Method:** SM 5220D

QC1340640 Analyte	Result	Spiked	Units	Recovery	Qual	Limits
Chemical Oxygen Demand	106.0	100.0	mg/L	106%		90-110

Type: Matrix Spike	**Lab ID:** QC1340741	**Batch:** 395376
Matrix (Source ID): Water (552603-001)	**Method:** SM5220D	**Prep Method:** SM 5220D

QC1340741 Analyte	Result	Source Sample Result	Spiked	Units	Recovery	Qual	Limits	DF
Chemical Oxygen Demand	840.0	40.00	1000	mg/L	80%		75-125	20

Type: Matrix Spike Duplicate	**Lab ID:** QC1340742	**Batch:** 395376
Matrix (Source ID): Water (552603-001)	**Method:** SM5220D	**Prep Method:** SM 5220D

QC1340742 Analyte	Result	Source Sample Result	Spiked	Units	Recovery	Qual	Limits	RPD	RPD Lim	DF
Chemical Oxygen Demand	800.0	40.00	1000	mg/L	76%		75-125	5	20	20

#	CCV drift outside limits; average CCV drift within limits per method requirements
*	Value is outside QC limits
E	Response exceeds instrument's linear range
J	Estimated value
ND	Not Detected
NM	Not Meaningful

Laboratory Job Number 553152

Subcontracted Products

Pace Laboratories

Date of Report: 02/27/2026

David Tripp

Enthalpy Analytical - Orange
931 West Barkley Avenue
Orange, CA 92868

Client Project:	EO-553152
Pace Project:	Chiquita Canyon Landfill Stormwater
Pace Work Order:	2602490
Invoice ID:	B531849

Enclosed are the results of analyses for samples received by the laboratory on 2/18/2026. If you have any questions concerning this report, please feel free to contact me.

Sincerely,

Contact Person: Ragen Williams
Client Service Rep

Steven Bennett
Operations Manager

Certifications: CA ELAP #1186; NV #CA00014; OR ELAP #4032-001; AK UST101

The results in this report apply to the samples analyzed in accordance with the chain of custody document. This analytical report must be reproduced in its entirety.
All results listed in this report are for the exclusive use of the submitting party. Pace Analytical assumes no responsibility for report alteration, separation, detachment or third party interpretation.

Table of Contents

Sample Information

Chain of Custody and Cooler Receipt form 3

Laboratory / Client Sample Cross Reference 5

Sample Results

2602490-01 - SOUTH BASIN - NW CORNER

Organo-Phosphorus Pesticide Analysis (EPA Method 8141A) 6

2602490-02 - SOUTH BASIN - S CENTRAL

Organo-Phosphorus Pesticide Analysis (EPA Method 8141A) 7

2602490-03 - SOUTH BASIN - W CENTRAL

Organo-Phosphorus Pesticide Analysis (EPA Method 8141A) 8

Quality Control Reports

Organo-Phosphorus Pesticide Analysis (EPA Method 8141A)

Method Blank Analysis 9

Laboratory Control Sample 10

Notes

Notes and Definitions 11

The results in this report apply to the samples analyzed in accordance with the chain of custody document. This analytical report must be reproduced in its entirety.

All results listed in this report are for the exclusive use of the submitting party. Pace Analytical assumes no responsibility for report alteration, separation, detachment or third party interpretation.

Chain of Custody and Cooler Receipt Form for 2602490 Page 1 of 2

ENTHALPY ANALYTICAL

931 West Barkley Ave
Orange, CA 92868
(714) 771-6900

2602490

RUSH!

2602490

Subcontract Laboratory:
Pace Laboratories
4100 Atlas Court
Bakersfield, CA 93308
ATTN: Ragen Schallock
PO #: Required, to be sent via email

Enthalpy Order: EO-553152
PM: David Tripp
Email: david.tripp@enthalpy.com
CC: incomingreports@enthalpy.com
Phone: 657-581-4710

Results Due: RUSH TAT
Report Level: II
Report To: MDL
EDDs: ELM_TransferOut (Standard Excel Transfer EDD, 3 tabs)

Notes:
CHIQUITA Stormwater; Pace please advise regarding RUSH TAT

Sample ID	Collected	Lab ID	# Cont.	Matrix	Analysis Requested	Comment
SOUTH BASIN - NW CORNER	13-FEB-2026 09:03	553152-001	1	Water	Organophosphorus Pesticides	-1
SOUTH BASIN - S CENTRAL	13-FEB-2026 09:16	553152-002	1	Water	Organophosphorus Pesticides	-2
SOUTH BASIN - W CENTRAL	13-FEB-2026 11:08	553152-003	1	Water	Organophosphorus Pesticides	-3

Notes:	Relinquished By:	Received By:
	[signature]	ISpet Oliveros
	Date: 2·17·26 16:56	Date: 2/18/26 1004
	Date:	Date:
	Date:	Date:

The results in this report apply to the samples analyzed in accordance with the chain of custody document. This analytical report must be reproduced in its entirety.
All results listed in this report are for the exclusive use of the submitting party. Pace Analytical assumes no responsibility for report alteration, separation, detachment or third party interpretation.

Chain of Custody and Cooler Receipt Form for 2602490 Page 2 of 2

PACE ANALYTICAL — COOLER RECEIPT FORM — Page 1 Of 1

Submission #: L602490

SHIPPING INFORMATION	SHIPPING CONTAINER	FREE LIQUID
Fed Ex ☐ UPS ☐ GSO / GLS ☑ Hand Delivery ☐	Ice Chest ☑ None ☐ Box ☐	YES ☑ NO ☐
Pace Lab Field Service ☐ Other ☐ (Specify)_____	Other ☐ (Specify)_____	W / S

Refrigerant: Ice ☑ Blue Ice ☐ None ☐ Other ☐ Comments:

Custody Seals: Ice Chest ☐ Intact? Yes ☐ No ☐ | Containers ☐ Intact? Yes ☐ No ☐ | None ☑ Comments:

All samples received? Yes ☑ No ☐ All samples containers intact? Yes ☑ No ☐ Description(s) match COC? Yes ☒ No ☐

COC Received ☑ YES ☐ NO

Emissivity: 0.97 Container: N/A Thermometer ID: 366

Temperature: (A) 3.5 °C / (C) 3.6 °C

Date/Time 2/18/26

Analyst Init FOZ 1004

SAMPLE CONTAINERS	SAMPLE NUMBERS 1	2	3	4	5	6	7	8	9	10
QT PE UNPRES										
4oz / 8oz / 16oz PE UNPRES										
2oz Cr^{+6}										
QT INORGANIC CHEMICAL METALS										
INORGANIC CHEMICAL METALS 4oz / 8oz / 16oz										
PT CYANIDE										
PT NITROGEN FORMS										
PT TOTAL SULFIDE										
2oz. NITRATE / NITRITE										
PT TOTAL ORGANIC CARBON										
PT CHEMICAL OXYGEN DEMAND										
PtA PHENOLICS										
40ml VOA VIAL TRAVEL BLANK										
40ml VOA VIAL										
QT EPA 1664B										
PT ODOR										
RADIOLOGICAL										
BACTERIOLOGICAL										
40 ml VOA VIAL- 504										
QT EPA 508/608.3/8081A										
QT EPA 515.1/8151A										
QT EPA 525.2										
QT EPA 525.2 TRAVEL BLANK										
40ml EPA 547										
40ml EPA 531.1										
8oz EPA 548.1										
QT EPA 549.2										
QT EPA 8015M										
QT EPA 8270C										
8oz / 16oz / 32oz AMBER	A	A	A							
8oz / 16oz / 32oz JAR										
SOIL SLEEVE										
PCB VIAL										
PLASTIC BAG										
TEDLAR BAG										
FERROUS IRON										
ENCORE										
SMART KIT										
SUMMA CANISTER										

CHK BY JW DISTRIBUTION SLM SUB OUT

Comments:

Sample Numbering Completed By: FOZ Date/Time: 1008 2/18/26

A = Actual / C = Corrected

Rev 23 05/20/22

[S:\WPDocs\WordPerfect\LAB_DOCS\FORMS\SAMREC rev 20]

Pace Analytical
ENVIRONMENTAL SCIENCES

Enthalpy Analytical - Orange	**Reported:** 02/27/2026 17:26
931 West Barkley Avenue	Project: Chiquita Canyon Landfill Stormwater
Orange, CA 92868	Project Number: EO-553152
	Project Manager: David Tripp

Laboratory / Client Sample Cross Reference

Laboratory	Client Sample Information			
2602490-01	**COC Number:**	—	**Receive Date:**	02/18/2026 10:04
	Project Number:	—	**Sampling Date:**	02/13/2026 09:03
	Sampling Location:	—	**Sample Depth:**	—
	Sampling Point:	SOUTH BASIN - NW CORNER	**Lab Matrix:**	Water
	Sampled By:	Client	**Sample Type:**	Water
2602490-02	**COC Number:**	—	**Receive Date:**	02/18/2026 10:04
	Project Number:	—	**Sampling Date:**	02/13/2026 09:16
	Sampling Location:	—	**Sample Depth:**	—
	Sampling Point:	SOUTH BASIN - S CENTRAL	**Lab Matrix:**	Water
	Sampled By:	Client	**Sample Type:**	Water
2602490-03	**COC Number:**	—	**Receive Date:**	02/18/2026 10:04
	Project Number:	—	**Sampling Date:**	02/13/2026 11:08
	Sampling Location:	—	**Sample Depth:**	—
	Sampling Point:	SOUTH BASIN - W CENTRAL	**Lab Matrix:**	Water
	Sampled By:	Client	**Sample Type:**	Water

The results in this report apply to the samples analyzed in accordance with the chain of custody document. This analytical report must be reproduced in its entirety.
All results listed in this report are for the exclusive use of the submitting party. Pace Analytical assumes no responsibility for report alteration, separation, detachment or third party interpretation.

Pace Analytical
ENVIRONMENTAL SCIENCES

Enthalpy Analytical - Orange
931 West Barkley Avenue
Orange, CA 92868

Reported: 02/27/2026 17:26
Project: Chiquita Canyon Landfill Stormwater
Project Number: EO-553152
Project Manager: David Tripp

Organo-Phosphorus Pesticide Analysis (EPA Method 8141A)

Pace Sample ID: 2602490-01 | **Client Sample Name:** SOUTH BASIN - NW CORNER, 2/13/2026 9:03:00AM, Client

Constituent	Result	Units	PQL	MDL	Method	MB Bias	Lab Quals	DCN
Azinphos methyl	ND	ug/L	0.50	0.12	EPA-8141A	ND		1
Bolstar	ND	ug/L	0.20	0.050	EPA-8141A	ND		1
Chlorpyrifos	ND	ug/L	0.20	0.050	EPA-8141A	ND		1
Coumaphos	ND	ug/L	0.50	0.11	EPA-8141A	ND		1
Demeton O/S	ND	ug/L	0.20	0.056	EPA-8141A	ND		1
Diazinon	ND	ug/L	0.20	0.050	EPA-8141A	ND		1
Dichlorvos	ND	ug/L	0.20	0.050	EPA-8141A	ND		1
Disulfoton	ND	ug/L	0.20	0.050	EPA-8141A	ND		1
Ethoprop	ND	ug/L	0.20	0.052	EPA-8141A	ND		1
Fensulfothion	ND	ug/L	0.20	0.051	EPA-8141A	ND		1
Fenthion	ND	ug/L	0.20	0.050	EPA-8141A	ND		1
Merphos	ND	ug/L	0.20	0.050	EPA-8141A	ND		1
Methyl parathion	ND	ug/L	0.20	0.050	EPA-8141A	ND		1
Mevinphos	ND	ug/L	0.20	0.050	EPA-8141A	ND		1
Naled	ND	ug/L	0.50	0.17	EPA-8141A	ND		1
Phorate	ND	ug/L	0.20	0.066	EPA-8141A	ND		1
Ronnel (Fenchlorphos)	ND	ug/L	0.20	0.050	EPA-8141A	ND		1
Stirophos (Tetrachlorvinphos)	ND	ug/L	0.20	0.082	EPA-8141A	ND		1
Tokuthion (Prothiofos)	ND	ug/L	0.20	0.050	EPA-8141A	ND		1
Trichloronate	ND	ug/L	0.20	0.050	EPA-8141A	ND		1
Triphenylphosphate (Surrogate)	70.0	%	50 - 130 (LCL - UCL)		EPA-8141A			1

DCN	Method	Prep Date	Run Date/Time	Analyst	Instrument	Dilution	QC Batch ID	Prep Method
1	EPA-8141A	02/20/26 11:30	02/26/26 16:19	IJC	GC-18	0.943	B227561	EPA 3510C

DCN = Data Continuation Number

The results in this report apply to the samples analyzed in accordance with the chain of custody document. This analytical report must be reproduced in its entirety.
All results listed in this report are for the exclusive use of the submitting party. Pace Analytical assumes no responsibility for report alteration, separation, detachment or third party interpretation.

Pace Analytical
ENVIRONMENTAL SCIENCES

Enthalpy Analytical - Orange
931 West Barkley Avenue
Orange, CA 92868

Reported: 02/27/2026 17:26
Project: Chiquita Canyon Landfill Stormwater
Project Number: EO-553152
Project Manager: David Tripp

Organo-Phosphorus Pesticide Analysis (EPA Method 8141A)

Pace Sample ID: 2602490-02 | **Client Sample Name:** SOUTH BASIN - S CENTRAL, 2/13/2026 9:16:00AM, Client

Constituent	Result	Units	PQL	MDL	Method	MB Bias	Lab Quals	DCN
Azinphos methyl	ND	ug/L	0.50	0.12	EPA-8141A	ND		1
Bolstar	ND	ug/L	0.20	0.050	EPA-8141A	ND		1
Chlorpyrifos	ND	ug/L	0.20	0.050	EPA-8141A	ND		1
Coumaphos	ND	ug/L	0.50	0.11	EPA-8141A	ND		1
Demeton O/S	ND	ug/L	0.20	0.056	EPA-8141A	ND		1
Diazinon	ND	ug/L	0.20	0.050	EPA-8141A	ND		1
Dichlorvos	ND	ug/L	0.20	0.050	EPA-8141A	ND		1
Disulfoton	ND	ug/L	0.20	0.050	EPA-8141A	ND		1
Ethoprop	ND	ug/L	0.20	0.052	EPA-8141A	ND		1
Fensulfothion	ND	ug/L	0.20	0.051	EPA-8141A	ND		1
Fenthion	ND	ug/L	0.20	0.050	EPA-8141A	ND		1
Merphos	ND	ug/L	0.20	0.050	EPA-8141A	ND		1
Methyl parathion	ND	ug/L	0.20	0.050	EPA-8141A	ND		1
Mevinphos	ND	ug/L	0.20	0.050	EPA-8141A	ND		1
Naled	ND	ug/L	0.50	0.17	EPA-8141A	ND		1
Phorate	ND	ug/L	0.20	0.066	EPA-8141A	ND		1
Ronnel (Fenchlorphos)	ND	ug/L	0.20	0.050	EPA-8141A	ND		1
Stirophos (Tetrachlorvinphos)	ND	ug/L	0.20	0.082	EPA-8141A	ND		1
Tokuthion (Prothiofos)	ND	ug/L	0.20	0.050	EPA-8141A	ND		1
Trichloronate	ND	ug/L	0.20	0.050	EPA-8141A	ND		1
Triphenylphosphate (Surrogate)	45.4	%	50 - 130 (LCL - UCL)		EPA-8141A		S09	1

DCN	Method	Prep Date	Run Date/Time	Analyst	Instrument	Dilution	QC Batch ID	Prep Method
1	EPA-8141A	02/20/26 11:30	02/26/26 16:48	IJC	GC-18	0.943	B227561	EPA 3510C

DCN = Data Continuation Number

The results in this report apply to the samples analyzed in accordance with the chain of custody document. This analytical report must be reproduced in its entirety.
All results listed in this report are for the exclusive use of the submitting party. Pace Analytical assumes no responsibility for report alteration, separation, detachment or third party interpretation.

Pace Analytical
ENVIRONMENTAL SCIENCES

Enthalpy Analytical - Orange
931 West Barkley Avenue
Orange, CA 92868

Reported: 02/27/2026 17:26
Project: Chiquita Canyon Landfill Stormwater
Project Number: EO-553152
Project Manager: David Tripp

Organo-Phosphorus Pesticide Analysis (EPA Method 8141A)

Pace Sample ID: 2602490-03 | **Client Sample Name:** SOUTH BASIN - W CENTRAL, 2/13/2026 11:08:00AM, Client

Constituent	Result	Units	PQL	MDL	Method	MB Bias	Lab Quals	DCN
Azinphos methyl	ND	ug/L	0.50	0.12	EPA-8141A	ND		1
Bolstar	ND	ug/L	0.20	0.050	EPA-8141A	ND		1
Chlorpyrifos	ND	ug/L	0.20	0.050	EPA-8141A	ND		1
Coumaphos	ND	ug/L	0.50	0.11	EPA-8141A	ND		1
Demeton O/S	ND	ug/L	0.20	0.056	EPA-8141A	ND		1
Diazinon	ND	ug/L	0.20	0.050	EPA-8141A	ND		1
Dichlorvos	ND	ug/L	0.20	0.050	EPA-8141A	ND		1
Disulfoton	ND	ug/L	0.20	0.050	EPA-8141A	ND		1
Ethoprop	ND	ug/L	0.20	0.052	EPA-8141A	ND		1
Fensulfothion	ND	ug/L	0.20	0.051	EPA-8141A	ND		1
Fenthion	ND	ug/L	0.20	0.050	EPA-8141A	ND		1
Merphos	ND	ug/L	0.20	0.050	EPA-8141A	ND		1
Methyl parathion	ND	ug/L	0.20	0.050	EPA-8141A	ND		1
Mevinphos	ND	ug/L	0.20	0.050	EPA-8141A	ND		1
Naled	ND	ug/L	0.50	0.17	EPA-8141A	ND		1
Phorate	ND	ug/L	0.20	0.066	EPA-8141A	ND		1
Ronnel (Fenchlorphos)	ND	ug/L	0.20	0.050	EPA-8141A	ND		1
Stirophos (Tetrachlorvinphos)	ND	ug/L	0.20	0.082	EPA-8141A	ND		1
Tokuthion (Prothiofos)	ND	ug/L	0.20	0.050	EPA-8141A	ND		1
Trichloronate	ND	ug/L	0.20	0.050	EPA-8141A	ND		1
Triphenylphosphate (Surrogate)	66.8	%	50 - 130 (LCL - UCL)		EPA-8141A			1

DCN	Method	Prep Date	Run Date/Time	Analyst	Instrument	Dilution	QC Batch ID	Prep Method
1	EPA-8141A	02/20/26 11:30	02/26/26 17:18	IJC	GC-18	0.943	B227561	EPA 3510C

DCN = Data Continuation Number

The results in this report apply to the samples analyzed in accordance with the chain of custody document. This analytical report must be reproduced in its entirety.
All results listed in this report are for the exclusive use of the submitting party. Pace Analytical assumes no responsibility for report alteration, separation, detachment or third party interpretation.

Pace Analytical
ENVIRONMENTAL SCIENCES

Enthalpy Analytical - Orange
931 West Barkley Avenue
Orange, CA 92868

Reported: 02/27/2026 17:26
Project: Chiquita Canyon Landfill Stormwater
Project Number: EO-553152
Project Manager: David Tripp

Organo-Phosphorus Pesticide Analysis (EPA Method 8141A)

Quality Control Report - Method Blank Analysis

Constituent	QC Sample ID	MB Result	Units	PQL	MDL	Lab Quals	Run #
QC Batch ID: B227561							
Azinphos methyl	B227561-BLK1	ND	ug/L	0.50	0.12		1
Bolstar	B227561-BLK1	ND	ug/L	0.20	0.050		1
Chlorpyrifos	B227561-BLK1	ND	ug/L	0.20	0.050		1
Coumaphos	B227561-BLK1	ND	ug/L	0.50	0.11		1
Demeton O/S	B227561-BLK1	ND	ug/L	0.20	0.056		1
Diazinon	B227561-BLK1	ND	ug/L	0.20	0.050		1
Dichlorvos	B227561-BLK1	ND	ug/L	0.20	0.050		1
Disulfoton	B227561-BLK1	ND	ug/L	0.20	0.050		1
Ethoprop	B227561-BLK1	ND	ug/L	0.20	0.052		1
Fensulfothion	B227561-BLK1	ND	ug/L	0.20	0.051		1
Fenthion	B227561-BLK1	ND	ug/L	0.20	0.050		1
Merphos	B227561-BLK1	ND	ug/L	0.20	0.050		1
Methyl parathion	B227561-BLK1	ND	ug/L	0.20	0.050		1
Mevinphos	B227561-BLK1	ND	ug/L	0.20	0.050		1
Naled	B227561-BLK1	ND	ug/L	0.50	0.17		1
Phorate	B227561-BLK1	ND	ug/L	0.20	0.066		1
Ronnel (Fenchlorphos)	B227561-BLK1	ND	ug/L	0.20	0.050		1
Stirophos (Tetrachlorvinphos)	B227561-BLK1	ND	ug/L	0.20	0.082		1
Tokuthion (Prothiofos)	B227561-BLK1	ND	ug/L	0.20	0.050		1
Trichloronate	B227561-BLK1	ND	ug/L	0.20	0.050		1
Triphenylphosphate (Surrogate)	**B227561-BLK1**	**81.4**	%	**50 - 130 (LCL - UCL)**			1

Run #	QC Sample ID	QC Type	Method	Prep Date	Run Date Time	Analyst	Instrument	Dilution
1	B227561-BLK1	PB	EPA-8141A	02/20/26	02/26/26 14:50	IJC	GC-18	1

The results in this report apply to the samples analyzed in accordance with the chain of custody document. This analytical report must be reproduced in its entirety.
All results listed in this report are for the exclusive use of the submitting party. Pace Analytical assumes no responsibility for report alteration, separation, detachment or third party interpretation.

Pace Analytical
ENVIRONMENTAL SCIENCES

Enthalpy Analytical - Orange
931 West Barkley Avenue
Orange, CA 92868

Reported: 02/27/2026 17:26
Project: Chiquita Canyon Landfill Stormwater
Project Number: EO-553152
Project Manager: David Tripp

Organo-Phosphorus Pesticide Analysis (EPA Method 8141A)

Quality Control Report - Laboratory Control Sample

Constituent	QC Sample ID	Type	Result	Spike Level	Units	Percent Recovery	RPD	Control Limits Percent Recovery	Control Limits RPD	Lab Quals	Run #
QC Batch ID: B227561											
Bolstar	B227561-BS1	LCS	1.7800	2.0000	ug/L	89.0		50 - 130			1
	B227561-BSD1	LCSD	1.8300	2.0000	ug/L	91.5	2.8	50 - 130	30		2
Chlorpyrifos	B227561-BS1	LCS	1.9000	2.0000	ug/L	95.0		60 - 120			1
	B227561-BSD1	LCSD	1.8200	2.0000	ug/L	91.0	4.3	60 - 120	30		2
Diazinon	B227561-BS1	LCS	1.5500	2.0000	ug/L	77.5		60 - 130			1
	B227561-BSD1	LCSD	1.6250	2.0000	ug/L	81.2	4.7	60 - 130	30		2
Methyl parathion	B227561-BS1	LCS	1.8250	2.0000	ug/L	91.2		60 - 120			1
	B227561-BSD1	LCSD	1.8600	2.0000	ug/L	93.0	1.9	60 - 120	30		2
Mevinphos	B227561-BS1	LCS	1.4850	2.0000	ug/L	74.2		50 - 120			1
	B227561-BSD1	LCSD	1.4050	2.0000	ug/L	70.2	5.5	50 - 120	30		2
Ronnel (Fenchlorphos)	B227561-BS1	LCS	1.7850	2.0000	ug/L	89.2		50 - 120			1
	B227561-BSD1	LCSD	1.8400	2.0000	ug/L	92.0	3.0	50 - 120	30		2
Stirophos (Tetrachlorvinphos)	B227561-BS1	LCS	2.1250	2.0000	ug/L	106		50 - 120			1
	B227561-BSD1	LCSD	1.9550	2.0000	ug/L	97.8	8.3	50 - 120	30		2
Triphenylphosphate (Surrogate)	B227561-BS1	LCS	2.1100	2.5000	ug/L	84.4		50 - 130			1
	B227561-BSD1	LCSD	2.1200	2.5000	ug/L	84.8	0.5	50 - 130			2

Run #	QC Sample ID	QC Type	Method	Prep Date	Run Date Time	Analyst	Instrument	Dilution
1	B227561-BS1	LCS	EPA-8141A	02/20/26	02/26/26 15:20	IJC	GC-18	1
2	B227561-BSD1	LCSD	EPA-8141A	02/20/26	02/26/26 15:49	IJC	GC-18	1

The results in this report apply to the samples analyzed in accordance with the chain of custody document. This analytical report must be reproduced in its entirety.
All results listed in this report are for the exclusive use of the submitting party. Pace Analytical assumes no responsibility for report alteration, separation, detachment or third party interpretation.

Pace Analytical
ENVIRONMENTAL SCIENCES

Enthalpy Analytical - Orange	**Reported:** 02/27/2026 17:26
931 West Barkley Avenue	Project: Chiquita Canyon Landfill Stormwater
Orange, CA 92868	Project Number: EO-553152
	Project Manager: David Tripp

Notes And Definitions

MDL	Method Detection Limit
ND	Analyte Not Detected
PQL	Practical Quantitation Limit
S09	The surrogate recovery for this compound was not within the control limits.

Laboratory Job Number 553152

Subcontracted Products

McCampbell Analytical, Inc.

McCampbell Analytical, Inc.

"When Quality Counts"

Analytical Report

WorkOrder:	2602B20	**Amended:**	03/13/2026
		Revision:	1
Report Created for:	Enthalpy Analytical		
	931 West Barkley Avenue Orange, CA 92868		
Project Contact:	David Tripp		
Project P.O.:	079649		
Project:	EO-553152		
Project Location:			
Project Received:	02/18/2026		

Analytical Report reviewed & approved for release on 02/24/2026 by:

Tracy Babjar

Project Manager

The report shall not be reproduced except in full, without the written approval of the laboratory. The analytical results relate only to the items tested. Results reported conform to the most current regulatory standards, where applicable, unless otherwise stated.

1534 Willow Pass Rd. Pittsburg, CA 94565 ♦ TEL: (877) 252-9262 ♦ FAX: (925) 252-9269 ♦ www.mccampbell.com

CA ELAP 1644 ♦ ORELAP (NELAP) 4033 ♦ AIHA-LAP ID#232255 ♦ DoD-ELAP Cert # L22-757

McCampbell Analytical, Inc.
"When Quality Counts"

1534 Willow Pass Road, Pittsburg, CA 94565-1701
Toll Free Telephone: (877) 252-9262 / Fax: (925) 252-9269
http://www.mccampbell.com / E-mail: main@mccampbell.com

Revision History

Client: Enthalpy Analytical **WorkOrder:** 2602B20

Project: EO-553152

Date	Revision	Reason
03/13/2026	1	Revised to report 8151 data less dilute.

McCampbell Analytical, Inc.
"When Quality Counts"
1534 Willow Pass Road, Pittsburg, CA 94565-1701
Toll Free Telephone: (877) 252-9262 / Fax: (925) 252-9269
http://www.mccampbell.com / E-mail: main@mccampbell.com

Glossary of Terms & Qualifier Definitions

Client: Enthalpy Analytical **WorkOrder:** 2602B20
Project: EO-553152

Glossary Abbreviation

%D	Serial Dilution Percent Difference
95% Interval	95% Confident Interval
CCV	Continuing Calibration Verification.
CCV REC (%)	The % recovery of Continuing Calibration Verification
DF	Dilution Factor
DI WET	(DISTLC) Waste Extraction Test using DI water
DISS	Dissolved (sample filtered using a 0.45 µm filter size)
DLT	Dilution Test (Serial Dilution)
DUP	Duplicate
EDL	Estimated Detection Limit
ITEF	International Toxicity Equivalence Factor
LCS	Laboratory Control Sample
LCS2	Second LCS for the batch. Spike level is lower than that for the first LCS; applicable to method 1633.
LQL	Lowest Quantitation Level
MB	Method Blank
MB IS/SS % Rec	% Recovery of Internal Standard or Surrogate in Method Blank, if applicable
MB SS % Rec	% Recovery of Surrogate in Method Blank, if applicable
MDL	Method Detection Limit [1]
ML	Minimum Level of Quantitation
MS	Matrix Spike
MSD	Matrix Spike Duplicate
NA	Not Applicable
ND	Not detected at or above the indicated MDL (if present) or RL.
NR	Data Not Reported due to matrix interference or insufficient sample amount.
PDS	Post Digestion Spike
PF	Prep Factor
RD	Relative Difference
RL	Reporting Limit [2]
RPD	Relative Percent Difference
RRT	Relative Retention Time
RSD	Relative Standard Deviation
SPK Val	Spike Value
SPKRef Val	Spike Reference Value
SPLP	Synthetic Precipitation Leachate Procedure

[1] MDL is the minimum measured concentration of a substance that can be reported with 99% confidence that the measured concentration is distinguishable from method blank results. Definition and Procedure for the Determination of the Method Detection Limit, Revision 2, 40CFR, Part 136, Appendix B, EPA 821-R-16-006, December 2016. Values are based upon our default extraction volume/amount and are subject to change.

[2] RL is the lowest level that can be reliably determined within specified limits of precision and accuracy during routine laboratory operating conditions. (The RL cannot be lower than the lowest calibration standard used in the initial calibration of the instrument and must be greater than the MDL.) Values are based upon our default extraction volume/amount and are subject to change.

McCampbell Analytical, Inc.
"When Quality Counts"

1534 Willow Pass Road, Pittsburg, CA 94565-1701
Toll Free Telephone: (877) 252-9262 / Fax: (925) 252-9269
http://www.mccampbell.com / E-mail: main@mccampbell.com

Glossary of Terms & Qualifier Definitions

Client: Enthalpy Analytical **WorkOrder:** 2602B20

Project: EO-553152

TCLP	Toxicity Characteristic Leachate Procedure
TEQ	Toxicity Equivalents
TNTC	"Too Numerous to Count;" greater than 250 colonies observed on the plate.
TPH-Diesel	Sample results for semi-volatile TPH (diesel, kerosene, oil, etc) were calculated using a background subtraction procedure to correct for instrument baseline rise (column bleed) as described in Sec 7.7.2.2 of EPA 8015 B, C.
TZA	TimeZone Net Adjustment for sample collected outside of MAI's Coordinated Universal Time (UTC). (Adjustment for Daylight Saving is not accounted.)
WET (STLC)	Waste Extraction Test (Soluble Threshold Limit Concentration)

Analytical Qualifiers

a3	Sample diluted due to high organic content interfering with quantitative/or qualitative analysis.
b1	Aqueous sample that contains greater than ~1 vol. % sediment

McCampbell Analytical, Inc.
"When Quality Counts"

1534 Willow Pass Road, Pittsburg, CA 94565-1701
Toll Free Telephone: (877) 252-9262 / Fax: (925) 252-9269
http://www.mccampbell.com / E-mail: main@mccampbell.com

Analytical Report

Client:	Enthalpy Analytical	**WorkOrder:**	2602B20
Date Received:	02/18/2026 9:54	**Extraction Method:**	E8151A
Date Prepared:	02/19/2026	**Analytical Method:**	E8151A
Project:	EO-553152	**Unit:**	µg/L

Chlorinated Herbicides by GC-ECD

Client ID	Lab ID	Matrix	Date Collected	Instrument FileID	Batch ID
SOUTH BASIN - NW CORNER	2602B20-001A	Water	02/13/2026 09:03	GC15A 03112626.D	335931

Analytes	Result	MDL	RL	DF	Date Analyzed
Acifluorfen	ND	0.53	1.0	1	03/11/2026 18:25
Bentazon	ND	0.32	1.0	1	03/11/2026 18:25
Chloramben	ND	0.64	1.0	1	03/11/2026 18:25
2,4-D (Dichlorophenoxyacetic acid)	ND	0.079	0.20	1	03/11/2026 18:25
2,4-DB	ND	0.42	1.0	1	03/11/2026 18:25
Dalapon	ND	0.77	1.0	1	03/11/2026 18:25
DCPA (mono & diacid)	ND	0.50	1.0	1	03/11/2026 18:25
Dicamba	ND	0.074	0.20	1	03/11/2026 18:25
3,5-Dichlorobenzoic Acid	ND	0.24	1.0	1	03/11/2026 18:25
Dichloroprop	ND	0.35	1.0	1	03/11/2026 18:25
Dinoseb (DNBP)	ND	0.30	1.0	1	03/11/2026 18:25
MCPA	ND	1.3	2.0	1	03/11/2026 18:25
MCPP	ND	1.2	2.0	1	03/11/2026 18:25
4-Nitrophenol	ND	0.77	1.0	1	03/11/2026 18:25
Pentachlorophenol (PCP)	ND	0.055	0.20	1	03/11/2026 18:25
Picloram	ND	0.38	1.0	1	03/11/2026 18:25
2,4,5-T (Trichlorophenoxy acetic acid)	ND	0.10	0.20	1	03/11/2026 18:25
2,4,5-TP (Silvex)	ND	0.16	0.50	1	03/11/2026 18:25

Surrogates	REC (%)	Limits	DF	
DCAA	81	60-140	1	03/11/2026 18:25

Analyst(s): DP

Analytical Comments: b1

(Cont.)

McCampbell Analytical, Inc.
"When Quality Counts"

1534 Willow Pass Road, Pittsburg, CA 94565-1701
Toll Free Telephone: (877) 252-9262 / Fax: (925) 252-9269
http://www.mccampbell.com / E-mail: main@mccampbell.com

Analytical Report

Client:	Enthalpy Analytical	**WorkOrder:**	2602B20
Date Received:	02/18/2026 9:54	**Extraction Method:**	E8151A
Date Prepared:	02/19/2026	**Analytical Method:**	E8151A
Project:	EO-553152	**Unit:**	µg/L

Chlorinated Herbicides by GC-ECD

Client ID	Lab ID	Matrix	Date Collected	Instrument FileID	Batch ID
SOUTH BASIN - S CENTRAL	2602B20-002A	Water	02/13/2026 09:16	GC15A 03112627.D	335931

Analytes	Result	MDL	RL	DF	Date Analyzed
Acifluorfen	ND	0.53	1.0	1	03/11/2026 18:50
Bentazon	ND	0.32	1.0	1	03/11/2026 18:50
Chloramben	ND	0.64	1.0	1	03/11/2026 18:50
2,4-D (Dichlorophenoxyacetic acid)	ND	0.079	0.20	1	03/11/2026 18:50
2,4-DB	ND	0.42	1.0	1	03/11/2026 18:50
Dalapon	ND	0.77	1.0	1	03/11/2026 18:50
DCPA (mono & diacid)	ND	0.50	1.0	1	03/11/2026 18:50
Dicamba	ND	0.074	0.20	1	03/11/2026 18:50
3,5-Dichlorobenzoic Acid	ND	0.24	1.0	1	03/11/2026 18:50
Dichloroprop	ND	0.35	1.0	1	03/11/2026 18:50
Dinoseb (DNBP)	ND	0.30	1.0	1	03/11/2026 18:50
MCPA	ND	1.3	2.0	1	03/11/2026 18:50
MCPP	ND	1.2	2.0	1	03/11/2026 18:50
4-Nitrophenol	ND	0.77	1.0	1	03/11/2026 18:50
Pentachlorophenol (PCP)	ND	0.055	0.20	1	03/11/2026 18:50
Picloram	ND	0.38	1.0	1	03/11/2026 18:50
2,4,5-T (Trichlorophenoxy acetic acid)	ND	0.10	0.20	1	03/11/2026 18:50
2,4,5-TP (Silvex)	ND	0.16	0.50	1	03/11/2026 18:50

Surrogates	REC (%)	Limits	DF	
DCAA	99	60-140	1	03/11/2026 18:50

Analyst(s): DP

Analytical Comments: b1

(Cont.)

McCampbell Analytical, Inc.
"When Quality Counts"

1534 Willow Pass Road, Pittsburg, CA 94565-1701
Toll Free Telephone: (877) 252-9262 / Fax: (925) 252-9269
http://www.mccampbell.com / E-mail: main@mccampbell.com

Analytical Report

Client:	Enthalpy Analytical	**WorkOrder:**	2602B20
Date Received:	02/18/2026 9:54	**Extraction Method:**	E8151A
Date Prepared:	02/19/2026	**Analytical Method:**	E8151A
Project:	EO-553152	**Unit:**	µg/L

Chlorinated Herbicides by GC-ECD

Client ID	Lab ID	Matrix	Date Collected	Instrument FileID	Batch ID
SOUTH BASIN - W CENTRAL	2602B20-003A	Water	02/13/2026 11:08	GC15A 03112630.D	335931

Analytes	Result	MDL	RL	DF	Date Analyzed
Acifluorfen	ND	0.53	1.0	1	03/11/2026 20:04
Bentazon	ND	0.32	1.0	1	03/11/2026 20:04
Chloramben	ND	0.64	1.0	1	03/11/2026 20:04
2,4-D (Dichlorophenoxyacetic acid)	ND	0.079	0.20	1	03/11/2026 20:04
2,4-DB	ND	0.42	1.0	1	03/11/2026 20:04
Dalapon	ND	0.77	1.0	1	03/11/2026 20:04
DCPA (mono & diacid)	ND	0.50	1.0	1	03/11/2026 20:04
Dicamba	ND	0.074	0.20	1	03/11/2026 20:04
3,5-Dichlorobenzoic Acid	ND	0.24	1.0	1	03/11/2026 20:04
Dichloroprop	ND	0.35	1.0	1	03/11/2026 20:04
Dinoseb (DNBP)	ND	0.30	1.0	1	03/11/2026 20:04
MCPA	ND	1.3	2.0	1	03/11/2026 20:04
MCPP	ND	1.2	2.0	1	03/11/2026 20:04
4-Nitrophenol	ND	0.77	1.0	1	03/11/2026 20:04
Pentachlorophenol (PCP)	ND	0.055	0.20	1	03/11/2026 20:04
Picloram	ND	0.38	1.0	1	03/11/2026 20:04
2,4,5-T (Trichlorophenoxy acetic acid)	ND	0.10	0.20	1	03/11/2026 20:04
2,4,5-TP (Silvex)	ND	0.16	0.50	1	03/11/2026 20:04

Surrogates	REC (%)	Limits	DF	
DCAA	87	60-140	1	03/11/2026 20:04

Analyst(s): DP

Analytical Comments: b1

McCampbell Analytical, Inc.
"When Quality Counts"

1534 Willow Pass Road, Pittsburg, CA 94565-1701
Toll Free Telephone: (877) 252-9262 / Fax: (925) 252-9269
http://www.mccampbell.com / E-mail: main@mccampbell.com

Analytical Report

Client:	Enthalpy Analytical	**WorkOrder:**	2602B20
Date Received:	02/18/2026 9:54	**Extraction Method:**	RSK175
Date Prepared:	02/19/2026	**Analytical Method:**	RSK175
Project:	EO-553152	**Unit:**	µg/L

Dissolved Carbon Dioxide by RSK 175

Client ID	Lab ID	Matrix	Date Collected	Instrument FileID	Batch ID
SOUTH BASIN - NW CORNER	2602B20-001B	Water	02/13/2026 09:03	GC26 0219260104.D	336048

Analytes	Result	MDL	RL	DF	Date Analyzed
Carbon Dioxide	**660**	50	50	1	02/19/2026 14:32

Analyst(s): CLO Analytical Comments: b1

Client ID	Lab ID	Matrix	Date Collected	Instrument FileID	Batch ID
SOUTH BASIN - S CENTRAL	2602B20-002B	Water	02/13/2026 09:16	GC26 0219260105.D	336048

Analytes	Result	MDL	RL	DF	Date Analyzed
Carbon Dioxide	**470**	50	50	1	02/19/2026 14:58

Analyst(s): CLO Analytical Comments: b1

Client ID	Lab ID	Matrix	Date Collected	Instrument FileID	Batch ID
SOUTH BASIN - W CENTRAL	2602B20-003B	Water	02/13/2026 11:08	GC26 0219260106.D	336048

Analytes	Result	MDL	RL	DF	Date Analyzed
Carbon Dioxide	**460**	50	50	1	02/19/2026 15:37

Analyst(s): CLO Analytical Comments: b1

McCampbell Analytical, Inc.
"When Quality Counts"
1534 Willow Pass Road, Pittsburg, CA 94565-1701
Toll Free Telephone: (877) 252-9262 / Fax: (925) 252-9269
http://www.mccampbell.com / E-mail: main@mccampbell.com

Quality Control Report

Client:	Enthalpy Analytical	**WorkOrder:**	2602B20
Date Prepared:	02/19/2026	**BatchID:**	335931
Date Analyzed:	02/24/2026	**Extraction Method:**	E8151A
Instrument:	GC15A	**Analytical Method:**	E8151A
Matrix:	Water	**Unit:**	µg/L
Project:	EO-553152	**Sample ID:**	MB/LCS/LCSD-335931

QC Summary Report for E8151A

Analyte	MB Result	MDL	RL	SPK Val	MB IS/SS %REC	MB IS/SS Limits
Acifluorfen	ND	0.53	1.0	-	-	-
Bentazon	ND	0.32	1.0	-	-	-
Chloramben	ND	0.64	1.0	-	-	-
2,4-D (Dichlorophenoxyacetic acid)	ND	0.079	0.20	-	-	-
2,4-DB	ND	0.42	1.0	-	-	-
Dalapon	ND	0.77	1.0	-	-	-
DCPA (mono & diacid)	ND	0.50	1.0	-	-	-
Dicamba	ND	0.074	0.20	-	-	-
3,5-Dichlorobenzoic Acid	ND	0.24	1.0	-	-	-
Dichloroprop	ND	0.35	1.0	-	-	-
Dinoseb (DNBP)	ND	0.30	1.0	-	-	-
MCPA	ND	1.3	2.0	-	-	-
MCPP	ND	1.2	2.0	-	-	-
4-Nitrophenol	ND	0.77	1.0	-	-	-
Pentachlorophenol (PCP)	ND	0.055	0.20	-	-	-
Picloram	ND	0.38	1.0	-	-	-
2,4,5-T (Trichlorophenoxy acetic acid)	ND	0.10	0.20	-	-	-
2,4,5-TP (Silvex)	ND	0.16	0.50	-	-	-
Surrogate Recovery						
DCAA	8.7			10	87	70-130

(Cont.)

CA ELAP 1644 • ORELAP (NELAP) 4033

McCampbell Analytical, Inc.
"When Quality Counts"
1534 Willow Pass Road, Pittsburg, CA 94565-1701
Toll Free Telephone: (877) 252-9262 / Fax: (925) 252-9269
http://www.mccampbell.com / E-mail: main@mccampbell.com

Quality Control Report

Client:	Enthalpy Analytical	**WorkOrder:**	2602B20
Date Prepared:	02/19/2026	**BatchID:**	335931
Date Analyzed:	02/24/2026	**Extraction Method:**	E8151A
Instrument:	GC15A	**Analytical Method:**	E8151A
Matrix:	Water	**Unit:**	µg/L
Project:	EO-553152	**Sample ID:**	MB/LCS/LCSD-335931

QC Summary Report for E8151A

Analyte	LCS Result	LCSD Result	SPK Val	LCS %REC	LCSD %REC	LCS/LCSD Limits	RPD	RPD Limit
Acifluorfen	10	10	10	102	102	70-130	0.562	30
Bentazon	11	11	10	112	112	70-130	0.0788	30
Chloramben	12	11	10	116	114	70-130	2.13	30
2,4-D (Dichlorophenoxyacetic acid)	11	11	10	108	106	70-130	2.32	30
2,4-DB	11	11	10	107	107	70-130	0.228	30
Dalapon	10	10	10	103	100	70-130	3.23	30
DCPA (mono & diacid)	9.6	9.3	10	96	93	70-130	3.06	30
Dicamba	10	10	10	103	102	70-130	1.22	30
3,5-Dichlorobenzoic Acid	10	10	10	100	100	70-130	0.560	30
Dichloroprop	10	9.9	10	103	99	70-130	3.50	30
Dinoseb (DNBP)	10	10	10	102	100	70-130	1.21	30
MCPA	110	100	100	110	102	70-130	6.90	30
MCPP	120	110	100	120	115	70-130	4.52	30
4-Nitrophenol	8.3	8.3	10	83	83	70-130	0.0857	30
Pentachlorophenol (PCP)	10	10	10	102	100	70-130	1.70	30
Picloram	9.9	9.8	10	99	98	70-130	0.520	30
2,4,5-T (Trichlorophenoxy acetic acid)	10	10	10	104	103	70-130	1.10	30
2,4,5-TP (Silvex)	10	10	10	104	102	70-130	1.69	30
Surrogate Recovery								
DCAA	9.9	9.8	10	99	98	70-130	1.11	30

McCampbell Analytical, Inc.
"When Quality Counts"

1534 Willow Pass Road, Pittsburg, CA 94565-1701
Toll Free Telephone: (877) 252-9262 / Fax: (925) 252-9269
http://www.mccampbell.com / E-mail: main@mccampbell.com

Quality Control Report

Client:	Enthalpy Analytical	**WorkOrder:**	2602B20
Date Prepared:	02/19/2026	**BatchID:**	336048
Date Analyzed:	02/19/2026	**Extraction Method:**	RSK175
Instrument:	GC26	**Analytical Method:**	RSK175
Matrix:	Water	**Unit:**	µg/L
Project:	EO-553152	**Sample ID:**	MB/LCS/LCSD-336048

QC Summary Report for RSK175

Analyte	MB Result	MDL	RL			
Carbon Dioxide	ND	50	50	-	-	-

Analyte	LCS Result	LCSD Result	SPK Val	LCS %REC	LCSD %REC	LCS/LCSD Limits	RPD	RPD Limit
Carbon Dioxide	150	140	187.2	79	75	70-130	5.55	30

McCampbell Analytical, Inc.
"When Quality Counts"

1534 Willow Pass Road, Pittsburg, CA 94565-1701
Toll Free Telephone: (877) 252-9262 / Fax: (925) 252-9269
http://www.mccampbell.com / E-mail: main@mccampbell.com

Certified Analyte List

Client: Enthalpy Analytical **WorkOrder:** 2602B20

Project: EO-553152

Analyte	Cert 1	Cert 2	Cert 3	Cert 4	Cert 5	Analytical Method	Matrix
2,4,5-T (Trichlorophenoxy acetic acid)	◉	◉	○	○	○	E8151A	Water
2,4,5-T (Trichlorophenoxy acetic acid)	◉	◉	○	○	○	E8151A	Water
2,4,5-TP (Silvex)	◉	◉	○	○	○	E8151A	Water
2,4,5-TP (Silvex)	◉	◉	○	○	○	E8151A	Water
2,4-D (Dichlorophenoxyacetic acid)	◉	◉	○	○	○	E8151A	Water
2,4-D (Dichlorophenoxyacetic acid)	◉	◉	○	○	○	E8151A	Water
2,4-DB	◉	◉	○	○	○	E8151A	Water
2,4-DB	◉	◉	○	○	○	E8151A	Water
3,5-Dichlorobenzoic Acid	○	◉	○	○	○	E8151A	Water
3,5-Dichlorobenzoic Acid	○	◉	○	○	○	E8151A	Water
4-Nitrophenol	◉	◉	○	○	○	E8151A	Water
4-Nitrophenol	◉	◉	○	○	○	E8151A	Water
Acifluorfen	○	◉	○	○	○	E8151A	Water
Acifluorfen	○	◉	○	○	○	E8151A	Water
Bentazon	○	◉	○	○	○	E8151A	Water
Bentazon	○	◉	○	○	○	E8151A	Water
Chloramben	○	◉	○	○	○	E8151A	Water
Chloramben	○	◉	○	○	○	E8151A	Water
Dalapon	◉	◉	○	○	○	E8151A	Water
Dalapon	◉	◉	○	○	○	E8151A	Water
DCPA (mono & diacid)	○	◉	○	○	○	E8151A	Water
DCPA (mono & diacid)	○	◉	○	○	○	E8151A	Water
Dicamba	◉	◉	○	○	○	E8151A	Water
Dicamba	◉	◉	○	○	○	E8151A	Water
Dichloroprop	◉	◉	○	○	○	E8151A	Water
Dichloroprop	◉	◉	○	○	○	E8151A	Water
Dinoseb (DNBP)	◉	◉	○	○	○	E8151A	Water
Dinoseb (DNBP)	◉	◉	○	○	○	E8151A	Water
MCPA	◉	◉	○	○	○	E8151A	Water
MCPA	◉	◉	○	○	○	E8151A	Water
MCPP	◉	◉	○	○	○	E8151A	Water
MCPP	◉	◉	○	○	○	E8151A	Water
Pentachlorophenol (PCP)	◉	◉	○	○	○	E8151A	Water
Pentachlorophenol (PCP)	◉	◉	○	○	○	E8151A	Water
Picloram	○	◉	○	○	○	E8151A	Water
Picloram	○	◉	○	○	○	E8151A	Water

Certifications

Cert 1	CA ELAP 1644
Cert 2	ORELAP (NELAP) 4033

The Certified Analyte Report lists the compounds for which MAI is accredited at the time of issuance. Although MAI holds multiple accreditations, methods with extensive compound lists may not be fully accredited due to state agency availability.

McCampbell Analytical, Inc.
1534 Willow Pass Rd
Pittsburg, CA 94565-1701
(925) 252-9262

CHAIN-OF-CUSTODY RECORD

WorkOrder: 2602B20 **ClientCode: ENO** **QuoteID: 262776**

☐ WaterTrax ☐ CLIP ☐ EDF ☑ EQuIS ☑ Dry-Weight ☑ Email ☐ HardCopy ☐ ThirdParty ☑ J-flag
☑ Detection Summary ☑ **Excel** [A1_Standard _QC]

Report to:
David Tripp
Enthalpy Analytical
931 West Barkley Avenue
Orange, CA 92868
657-581-4710 FAX:

Email: david.tripp@enthalpy.com
cc/3rd Party: incomingreports@enthalpy.com;
PO: 079649
Project: EO-553152

Bill to:
Accounts Payable/Enthalpy SoCal
Montrose Environmental Group
PO Box 842165
Boston, MA 02284-2165
003EL_ap@montrose-env.com

Requested TAT: 2 days;
Date Received: **02/18/2026**
Date Logged: **02/18/2026**

Lab ID	ClientSampID	Matrix	Collection Date	Hold	Requested Tests (See legend below)											
					1	2	3	4	5	6	7	8	9	10	11	12
2602B20-001	SOUTH BASIN - NW CORNER	Water	2/13/2026 09:03	☐	A	A	B									
2602B20-002	SOUTH BASIN - S CENTRAL	Water	2/13/2026 09:16	☐	A	A	B									
2602B20-003	SOUTH BASIN - W CENTRAL	Water	2/13/2026 11:08	☐	A	A	B									

Test Legend:

1	8151_W	2	PRDisposal Fee	3	RSK175_CO2_W	4	
5		6		7		8	
9		10		11		12	

Project Manager: Jena Alfaro

Prepared by: Emily Perez

Comments:

NOTE: Soil samples are discarded 60 days after receipt unless other arrangements are made (Water samples are 30 days).
Hazardous samples will be returned to client or disposed of at client expense.

McCampbell Analytical, Inc.
"When Quality Counts"

1534 Willow Pass Road, Pittsburg, CA 94565-1701
Toll Free Telephone: (877) 252-9262 / Fax: (925) 252-9269
http://www.mccampbell.com / E-mail: main@mccampbell.com

WORK ORDER SUMMARY

Client Name: ENTHALPY ANALYTICAL
Client Contact: David Tripp
Contact's Email: david.tripp@enthalpy.com

Project: EO-553152
Comments

Work Order: 2602B20
QC Level: LEVEL 2
Date Logged: 2/18/2026

☐ WaterTrax ☐ CLIP ☐ EDF ☑ Excel ☐ EQuIS ☑ Email ☐ HardCopy ☐ ThirdParty ☑ J-flag

LabID	ClientSampID	Matrix	Test Name	Cont./ Comp.	Bottle & Preservative	U**	Head Space	Dry-Weight	Collection Date & Time	TAT	Test Due Date	Sediment Content	Hold	Sub Out
001A	SOUTH BASIN - NW CORNER	Water	E8151A (Chlorinated Herbicides)	1	1LA Narrow Mouth, Unpres	☐	☐	☐	2/13/2026 9:03	2 days	2/20/2026	1%+	☐	☐
001B	SOUTH BASIN - NW CORNER	Water	RSK175 (CO2)	2	VOA, Unpres	☐	☐	☐	2/13/2026 9:03	2 days	2/20/2026	1%+	☐	☐
002A	SOUTH BASIN - S CENTRAL	Water	E8151A (Chlorinated Herbicides)	1	1LA Narrow Mouth, Unpres	☐	☐	☐	2/13/2026 9:16	2 days	2/20/2026	1%+	☐	☐
002B	SOUTH BASIN - S CENTRAL	Water	RSK175 (CO2)	2	VOA, Unpres	☐	☐	☐	2/13/2026 9:16	2 days	2/20/2026	1%+	☐	☐
003A	SOUTH BASIN - W CENTRAL	Water	E8151A (Chlorinated Herbicides)	1	1LA Narrow Mouth, Unpres	☐	☐	☐	2/13/2026 11:08	2 days	2/20/2026	1%+	☐	☐
003B	SOUTH BASIN - W CENTRAL	Water	RSK175 (CO2)	2	VOA, Unpres	☐	☐	☐	2/13/2026 11:08	2 days	2/20/2026	1%+	☐	☐

NOTES: *** STLC and TCLP extractions require 2 days to complete; therefore, all TATs begin after the extraction is completed (i.e., One-day TAT yields results in 3 days from sample submission).**

- ISM prep requires 5 to 10 days to complete; therefore, all TATs begin after the extraction is completed (i.e., One-day TAT yields results in 6 to 11 days from sample submission). Due date listed on WO summary will not accurately reflect the time needed for sample preparation.

- Organic extracts are held for 40 days before disposal; Inorganic extract are held for 30 days.

- MAI assumes that all material present in the provided sampling container is considered part of the sample - MAI does not exclude any material from the sample prior to sample preparation unless requested in writing by the client.

U = An unpreserved container was received for a method that suggests a preservation in order to extend hold time for analysis.**

Cont./Comp. = Containers /Composites

2602B22

ENTHALPY ANALYTICAL
931 West Barkley Ave
Orange, CA 92868
(714) 771-6900

Subcontract Laboratory:
McCampbell Analytical, Inc.
1534 Willow Pass Rd.
Pittsburg, CA 94565
ATTN:
PO #: Quote ID: 262776

Enthalpy Order: EO-553208
PM: David Tripp
Email: david.tripp@enthalpy.com
CC: incomingreports@enthalpy.com
Phone: 657-581-4710

Results Due: Hold time RUSH
Report Level: II
Report To: MDL
EDDs: Standard Excel EDD

Notes:
CHIQUITA Stormwater - Hold time rush please, if necessary

Sample ID	Collected	Lab ID	# Cont.	Matrix	Analysis Requested	Comment
OUTLET	16-FEB-2026 12:02	553208-001	1	Water	EPA 8151A Chlorinated Herbicides	
				Water	RSK-175 CO2	

Notes:	Relinquished By:	Received By:
	[signature]	
	Date: 2-17-26 17:45	Date:
		Emily Re
	Date:	Date: 2/18/26 0954
	Date:	Date:

GIS: 564090452

20 wt
1 RUSH

McCampbell Analytical, Inc.
"When Quality Counts"

1534 Willow Pass Road, Pittsburg, CA 94565-1701
Toll Free Telephone: (877) 252-9262 / Fax: (925) 252-9269
http://www.mccampbell.com / E-mail: main@mccampbell.com

Sample Receipt Checklist

Client Name:	**Enthalpy Analytical**	Date and Time Received:	**2/18/2026 09:54**
Project:	**EO-553152**	Date Logged:	**2/18/2026**
		Received by:	
WorkOrder №:	**2602B20** Matrix:	Logged by:	Emily Perez
Carrier:	Golden State Overnight		

Chain of Custody (COC) Information

Chain of custody present?	Yes	☑	No	☐		
Chain of custody signed when relinquished and received?	Yes	☑	No	☐		
Chain of custody agrees with sample labels?	Yes	☑	No	☐		
Sample IDs noted by Client on COC?	Yes	☑	No	☐		
Date and Time of collection noted by Client on COC?	Yes	☑	No	☐		
Sampler's name noted on COC?	Yes	☑	No	☐		
COC agrees with Quote?	Yes	☑	No	☐	NA	☐
COC quote is active?	Yes	☑	No	☐	NA	☐

Sample Receipt Information

Custody seals intact on shipping container/cooler?	Yes	☐	No	☐	NA	☑
Custody seals intact on sample bottles?	Yes	☐	No	☐	NA	☑
Shipping container/cooler in good condition?	Yes	☑	No	☐		
Samples in proper containers/bottles?	Yes	☑	No	☐		
Sample containers intact?	Yes	☑	No	☐		
Sufficient sample volume for indicated test?	Yes	☑	No	☐		

Sample Preservation and Hold Time (HT) Information

All samples received within holding time?	Yes	☑	No	☐	NA	☐
Samples Received on Ice?	Yes	☑	No	☐		
(Ice Type: WET ICE)						
Sample/Temp Blank temperature	Temp: 2°C				NA	☐
ZHS conditional analyses: VOA meets zero headspace requirement (VOCs, TPHg/BTEX, RSK)?	Yes	☑	No	☐	NA	☐
Sample labels checked for correct preservation?	Yes	☑	No	☐		
pH acceptable upon receipt (Metal: <2)?	Yes	☐	No	☐	NA	☑

UCMR Samples:

pH tested and acceptable upon receipt (200.7: ≤2; 533: 6 - 8; 537.1: 6 - 8)?	Yes	☐	No	☐	NA	☑
Free Chlorine tested and acceptable upon receipt (<0.1mg/L) [not applicable to 200.7]?	Yes	☐	No	☐	NA	☑

Comments:

Laboratory Job Number 553152

Subcontracted Products

Enthalpy - El Dorado Hills

March 05, 2026

Enthalpy Analytical - El Dorado Hills
Work Order No. 2602170

Mr. David Tripp
Enthalpy Analytical
931 W. Barkley Avenue
Orange, CA 92868

Dear Mr. Tripp,

Enclosed are the results for the sample set received at Enthalpy Analytical - EDH on February 18, 2026 under your Project Name 'EO-553152'.

Enthalpy Analytical - EDH is committed to serving you effectively. If you require additional information, please contact me at 916-673-1520 or by email at mark.rein@enthalpy.com.

Thank you for choosing Enthalpy Analytical - EDH as part of your analytical support team.

Sincerely,



Mark Rein
Project Manager

Enthalpy Analytical -EDH certifies that the report herein meets all the requirements set forth by NELAP for those applicable test methods. Results relate only to the samples as received by the laboratory. This report should not be reproduced except in full without the written approval of Enthalpy Analytical -EDH .

Enthalpy Analytical - EDH Work Order No. 2602170
Case Narrative

Sample Condition on Receipt:

Three water samples were received and stored securely in accordance with Enthalpy Analytical - EDH standard operating procedures and EPA methodology. The samples were received in good condition and within the method temperature requirements.

Analytical Notes:

EPA Method 8290A

These samples were extracted and analyzed for 2,3,7,8-TCDD by EPA Method 8290A using a ZB-DIOXIN GC column.

Holding Times

The method holding time criteria were met for these samples.

Quality Control

The Initial Calibration and Continuing Calibration Verifications met the method acceptance criteria.

A Method Blank and Ongoing Precision and Recovery (OPR) sample were extracted and analyzed with the preparation batch. No analytes were detected above the sample quantitation limits in the Method Blank. The OPR recoveries were within the method acceptance criteria.

Labeled standard recoveries for all QC and field samples were within method acceptance criteria.

TABLE OF CONTENTS

Case Narrative..... 1

Table of Contents..... 3

Sample Inventory..... 4

Analytical Results..... 5

Qualifiers..... 11

Certifications..... 12

Sample Receipt..... 13

Sample Inventory Report

Sample ID	Client Sample ID	Sampled	Received	Components/Containers
2602170-01	SOUTH BASIN - NW CORNER	13-Feb-26 09:03	18-Feb-26 10:45	Amber Glass NM Bottle, 1L
2602170-02	SOUTH BASIN - S CENTRAL	13-Feb-26 09:16	18-Feb-26 10:45	Amber Glass NM Bottle, 1L
2602170-03	SOUTH BASIN - W CENTRAL	13-Feb-26 11:08	18-Feb-26 10:45	Amber Glass NM Bottle, 1L

ANALYTICAL RESULTS

Sample ID: Method Blank

EPA Method 8290A

Client Data

Name: Enthalpy Analytical
Project: EO-553152
Matrix: Aqueous

Laboratory Data

Lab Sample: B26B311-BLK1
QC Batch: B26B311
Sample Size: 0.500 L
Date Extracted: 26-Feb-26
Column: ZB-DIOXIN

Analyte	Conc. (pg/L)	MDL	RL	Qualifiers	Analyzed	Dilution
2,3,7,8-TCDD	ND	3.56	10.0		03-Mar-26 00:00	1

Labeled Standards	Type	% Recovery	Limits	Qualifiers	Analyzed	Dilution
13C-2,3,7,8-TCDD	IS	85.0	40 - 135		03-Mar-26 00:00	1
37Cl-2,3,7,8-TCDD	CRS	90.1	40 - 135		03-Mar-26 00:00	1

MDL - Method Detection Limit
RL - Reporting limit

Results reported to MDL.

Sample ID: OPR

EPA Method 8290A

Client Data

Name: Enthalpy Analytical
Project: EO-553152
Matrix: Aqueous

Laboratory Data

Lab Sample: B26B311-BS1
QC Batch: B26B311
Sample Size: 0.500 L
Date Extracted: 26-Feb-26 04:13
Column: ZB-DIOXIN

Analyte	Amt Found (pg/L)	Spike Amt	% Recovery	Limits	Qualifiers	Analyzed	Dilution
2,3,7,8-TCDD	377	400	94.3	70-130		27-Feb-26 10:36	1
Labeled Standards	**Type**		**% Recovery**	**Limits**	**Qualifiers**	**Analyzed**	**Dilution**
13C-2,3,7,8-TCDD	IS		69.7	40-135		27-Feb-26 10:36	1
37Cl-2,3,7,8-TCDD	CRS		70.2	40-135		27-Feb-26 10:36	1

Sample ID: SOUTH BASIN - NW CORNER

EPA Method 8290A

Client Data

Name:	Enthalpy Analytical
Project:	EO-553152
Matrix:	Water
Date Collected:	13-Feb-26 09:03

Laboratory Data

Lab Sample:	2602170-01	Date Received:	18-Feb-26 10:45
QC Batch:	B26B311	Date Extracted:	26-Feb-26
Sample Size:	0.502 L	Column:	ZB-DIOXIN

Analyte	Conc. (pg/L)	MDL	RL	Qualifiers	Analyzed	Dilution
2,3,7,8-TCDD	ND	3.55	9.96		04-Mar-26 02:07	1

Labeled Standards	Type	% Recovery	Limits	Qualifiers	Analyzed	Dilution
13C-2,3,7,8-TCDD	IS	66.1	40 - 135		04-Mar-26 02:07	1
37Cl-2,3,7,8-TCDD	CRS	64.7	40 - 135		04-Mar-26 02:07	1

MDL - Method Detection Limit
RL - Reporting limit

Results reported to MDL.

Sample ID: SOUTH BASIN - S CENTRAL

EPA Method 8290A

Client Data

Name:	Enthalpy Analytical
Project:	EO-553152
Matrix:	Water
Date Collected:	13-Feb-26 09:16

Laboratory Data

Lab Sample:	2602170-02	Date Received:	18-Feb-26 10:45
QC Batch:	B26B311	Date Extracted:	26-Feb-26
Sample Size:	0.501 L	Column:	ZB-DIOXIN

Analyte	Conc. (pg/L)	MDL	RL	Qualifiers	Analyzed	Dilution
2,3,7,8-TCDD	ND	3.55	9.98		04-Mar-26 02:52	1

Labeled Standards	Type	% Recovery	Limits	Qualifiers	Analyzed	Dilution
13C-2,3,7,8-TCDD	IS	63.6	40 - 135		04-Mar-26 02:52	1
37Cl-2,3,7,8-TCDD	CRS	63.1	40 - 135		04-Mar-26 02:52	1

MDL - Method Detection Limit
RL - Reporting limit

Results reported to MDL.

Sample ID: SOUTH BASIN - W CENTRAL

EPA Method 8290A

Client Data

Name:	Enthalpy Analytical
Project:	EO-553152
Matrix:	Water
Date Collected:	13-Feb-26 11:08

Laboratory Data

Lab Sample:	2602170-03	Date Received:	18-Feb-26 10:45
QC Batch:	B26B311	Date Extracted:	26-Feb-26
Sample Size:	0.502 L	Column:	ZB-DIOXIN

Analyte	Conc. (pg/L)	MDL	RL	Qualifiers	Analyzed	Dilution
2,3,7,8-TCDD	ND	3.55	9.97		04-Mar-26 03:38	1

Labeled Standards	Type	% Recovery	Limits	Qualifiers	Analyzed	Dilution
13C-2,3,7,8-TCDD	IS	66.5	40 - 135		04-Mar-26 03:38	1
37Cl-2,3,7,8-TCDD	CRS	64.8	40 - 135		04-Mar-26 03:38	1

MDL - Method Detection Limit
RL - Reporting limit

Results reported to MDL.

DATA QUALIFIERS & ABBREVIATIONS

B	Compound was also detected in the method blank
Conc.	Concentration
CRS	Cleanup Recovery Standard
D	Dilution
DL	Detection Limit
E	Concentration exceeded the calibration range
EDL	Estimated Detection Limit
EMPC	Estimated Maximum Possible Concentration
H	Recovery and/or RPD was outside laboratory acceptance limits
I	Chemical Interference
IS	Internal Standard
J	Estimated Concentration below the Reporting Limit/LOQ
LOD	Limit of Detection
LOQ	Limit of Quantitation
MDL	Method Detection Limit
NA	Not Applicable
ND	Not Detected
OPR	Ongoing Precision and Recovery sample
P	Concentration may include contribution from chlorinated diphenyl ether(s).
Q	Ion transition ratio is outside of the acceptance criteria.
RL	Reporting Limit (MRL)
TEQ	Toxic Equivalency, sum of the toxic equivalency factors (TEF) multiplied by the sample concentrations.
TEQMax	TEQ calculated using the detection limit as the concentration for non-detects
TEQMin	TEQ calculated using zero as the concentration for non-detects
TEQRisk	TEQ calculated using ½ the detection limit as the concentration for non-detects
U	Not Detected (specific projects only)
*	See Cover Letter

Unless otherwise noted, solid sample results are reported in dry weight. Tissue samples are reported in wet weight.

Enthalpy Analytical - EDH Certifications

Accrediting Authority	Certificate Number
Alaska Department of Environmental Conservation	17-013
California Department of Health – ELAP	2892
DoD ELAP - A2LA Accredited - ISO/IEC 17025	3091.01
Florida Department of Health	E87777
Louisiana Department of Environmental Quality	01977
Maine Department of Health	2020018
Michigan Department of Environmental Quality	9932
Minnesota Department of Health	2211390
Nevada Division of Environmental Protection	CA00413
New Hampshire Environmental Accreditation Program	207721
New Jersey Department of Environmental Protection	CA003
New York Department of Health	11411
Ohio Environmental Protection Agency	87778
Oregon Laboratory Accreditation Program	4042-021
Texas Commission on Environmental Quality	T104704189-22-13
Vermont Department of Health	VT-4042
Virginia Department of General Services	11276
Washington Department of Ecology	C584
Wisconsin Department of Natural Resources	998036160

Current certificates and lists of licensed parameters can be found at Enthalpy.com/Resources/Accreditations.

ENTHALPY ANALYTICAL
931 West Barkley Ave
Orange, CA 92868
(714) 771-6900

Subcontract Laboratory:
Enthalpy - El Dorado Hills
1104 Windfield Way
El Dorado Hills, CA 95762
ATTN: Mark Rein
PO #: Required, to be sent via email

Enthalpy Order: EO-553152
PM: David Tripp
Email: david.tripp@enthalpy.com
CC: incomingreports@enthalpy.com
Phone: 657-581-4710

2602170

Results Due: Standard TAT (15wd TAT)
Report Level: II
Report To: MDL
EDDs: BLDR:Enthalpy (the normal EDD you send to Orange)

4.6°C

Notes:
CHIQUITA Stormwater - 15wd TAT or less if at all possible. No decanting.

Sample ID	Collected	Lab ID	# Cont.	Matrix	Analysis Requested	Comment
SOUTH BASIN - NW CORNER	13-FEB-2026 09:03	553152-001	1	Water	EPA 8290 - 2,3,7,8-TCDD Only	
SOUTH BASIN - S CENTRAL	13-FEB-2026 09:16	553152-002	1	Water	EPA 8290 - 2,3,7,8-TCDD Only	
SOUTH BASIN - W CENTRAL	13-FEB-2026 11:08	553152-003	1	Water	EPA 8290 - 2,3,7,8-TCDD Only	

Notes:	Relinquished By:	Received By:
	[signature]	Kelia Wadsworth Kelia Wadsworth
	Date: 2-17-26 16:56	Date: 02/18/26 1045
	Date:	Date:
	Date:	Date:

CoC/Label Reconciliation Report WO# 2602170

LabNumber	CoC Sample ID		SampleAlias	Sample Date/Time		Container	BaseMatrix	Sample Comments
2602170-01	A SOUTH BASIN - NW CORNER	☑ (A)	553152-001	13-Feb-26 09:03	☑	Amber Glass NM Bottle, 1L	Aqueous	
2602170-02	A SOUTH BASIN - S CENTRAL	☑	553152-002	13-Feb-26 09:16	☑	Amber Glass NM Bottle, 1L	Aqueous	
2602170-03	A SOUTH BASIN - W CENTRAL	☑	553152-003	13-Feb-26 11:08	☑	Amber Glass NM Bottle, 1L	Aqueous	

Checkmarks indicate that information on the COC reconciled with the sample label.
Any discrepancies are noted in the following columns.

CONDITION	Yes	No	NA
Sample Container Intact?	✓		
Sample Container(s) Custody Seals Intact?			✓
Custody Seals On Cooler Intact?			✓
Adequate Sample Volume?	✓		
Container Type Appropriate for Analysis(es)?	✓		

Comments: (A) No Backup Volume

Preservation Documented: Na2S2O3 Trizma NH4CH3CO2 None All Other

Verifed by/Date: KAW 02/18/26
XAO 02/18/26

ATTACHMENT E

From: Sarah Phillips <Sarah.Phillips@WasteConnections.com>
Sent: Sunday, February 15, 2026 9:59 PM
To: Vitale, Pavlova@Waterboards; Casas, Enrique@Waterboards
Cc: Matt Breuer; 'emorofuji@ph.lacounty.gov'
Subject: Re: Seep in the South Basin
Attachments: 553108_RPTS.pdf; 553152_RPTS.pdf

Pavlova,

We are emailing with updates about the seep identified on Thursday, February 12, 2026, at the toe of the western slope. As of February 13, 2026, the seep has stopped and Chiquita has fully cleaned the stormwater channel and south basin. Chiquita installed additional infrastructure to prevent leachate and stormwater from commingling, is actively monitoring the area of the seep, and is prepared to immediately remove additional liquids, should the seep reappear during the upcoming rain events. Chiquita is providing this notification in the spirit of transparency and coordination to ensure that the Water Board is kept abreast of our actions to mitigate any potential impacts from the seep.

On February 12, 2026, a small visible sheen of dark liquid, approximately 10 feet by 15 feet in area, was observed in Stage 1 of the South Sedimentation Basin. Chiquita promptly deployed a vacuum truck and removed the leachate along with additional stormwater present within the vicinity of the inlet. We estimate 20-40 gallons of leachate entered Stage 1 of the basin. In total, approximately 3,360 gallons of liquid were removed, consisting primarily of stormwater in addition to the estimated volume of leachate. As part of its cleanup efforts, Chiquita also pressure-washed the stormwater channel and culvert leading to the South Sedimentation Basin and removed the wash water by vacuum truck.

Upon discovery of the seep, and as previously reported, Chiquita immediately blocked the inlet to Stage 1 of the South Sedimentation Basin and placed soil check dams within the stormwater channel to stop the seep from traveling to the basin. To contain the seep, Chiquita dug a containment area at the source of the seep at the western toe to collect the liquid. This containment area is approximately 40 feet in length and has an estimated capacity of approximately 300 gallons. Since February 13, 2026, no active flow has been observed, and no liquid has accumulated in the containment area. Chiquita is monitoring the containment area and is prepared to remove liquids using a vacuum truck in the event they reappear during the upcoming, predicted rain event. Further, rock has been added to the access road to ensure reliable access during wet conditions caused by the predicted rain event.

On February 12, 2026, during the seep event, we collected a sample of the seep from the western inlet to Stage 1 of the South Sedimentation Basin. The final report for this sample is attached. Results show that the seep was non-detect for benzene.

Following cleanup of the basin, as described above, we took three samples from the basin. One sample was taken from Stage 1 of the basin next to the western inlet. Samples were also taken from further south and along the western portion of Stage 1 of the basin (near where the north pond overflows into the south pond), and from Stage 2 of the south basin near the stand pipes. The results of this sampling are attached for your review.

While the report is preliminary, the data for the methods presented are QC'ed and will not change with the final report, which will include additional methods that take longer to run. Analytical results are consistent with stormwater and confirm visual observations that all leachate was removed from the south basin.

The laboratory is still reviewing the Amended Investigative Order and its list of reporting limits ("RLs"). We understand that some of the RLs in the attached analytical results do not meet the RLs set this week by the Amended IO. While the lab may be able to meet such RLs for different types of media, it cannot at this time for stormwater. The lab is working to understand if it can recalibrate equipment to meet these RLs moving forward. We are also reaching out to other labs in the area to determine whether they can meet these RL requirements for stormwater samples. The lab was able to run these stormwater samples without dilution, but we understand that may be a concern for labs depending on the amount of particles suspended in the stormwater.

We believe that the basin sampling results confirm that we successfully removed all leachate from the south basin. Although the results indicate that we may remove the plugs in the south basin standpipes, we have not yet done so. Given the estimated rainfall, it is likely that with the plugs in place, the water in the basin will overtop the emergency spillway as designed and described in the facility's SWPPP. If that occurs, we will sample the discharge, consistent with our obligations under the IO.

As stated above, the area of the seep will remain under constant observation throughout the predicted rain event to ensure prompt removal of leachate should the seep reappear. We will continue to keep you apprised of any major developments.

Thank you,

Sarah

Sarah Phillips
248.930.2779

From: Sarah Phillips <Sarah.Phillips@WasteConnections.com>
Sent: Thursday, February 12, 2026 9:08 PM
To: Vitale, Pavlova@Waterboards <Pavlova.Vitale@waterboards.ca.gov>; Casas, Enrique@Waterboards <Enrique.Casas@waterboards.ca.gov>
Cc: Matt Breuer <Matthew.Breuer@WasteConnections.com>; 'emorofuji@ph.lacounty.gov' <emorofuji@ph.lacounty.gov>
Subject: Re: Seep in the South Basin

Pavlova – We are actively investigating this event, including calculating the total estimated volume of liquid that reached the basin. However, we think the total volume was minimal; the trickle was so low that it was difficult to even collect a sample. We will follow up with the estimate volume as soon as possible. Thank you for your continued patience.

Sarah Phillips
248.930.2779

From: Vitale, Pavlova@Waterboards <Pavlova.Vitale@waterboards.ca.gov>
Sent: Thursday, February 12, 2026 8:38 PM
To: Sarah Phillips <Sarah.Phillips@WasteConnections.com>; Casas, Enrique@Waterboards <Enrique.Casas@waterboards.ca.gov>
Cc: Matt Breuer <Matthew.Breuer@WasteConnections.com>; 'emorofuji@ph.lacounty.gov' <emorofuji@ph.lacounty.gov>
Subject: Re: Seep in the South Basin

How much of the deep entered the stage 1 of the south basin?

Get Outlook for iOS

From: Sarah Phillips <Sarah.Phillips@WasteConnections.com>
Sent: Thursday, February 12, 2026 7:36:37 PM
To: Casas, Enrique@Waterboards <Enrique.Casas@waterboards.ca.gov>; Vitale, Pavlova@Waterboards <Pavlova.Vitale@waterboards.ca.gov>
Cc: Matt Breuer <Matthew.Breuer@WasteConnections.com>; 'emorofuji@ph.lacounty.gov' <emorofuji@ph.lacounty.gov>
Subject: Seep in the South Basin

Caution: External Email. Use caution when clicking links or opening attachments. When in doubt, contact DIT or use the Phish Alert Button.

Good evening,

On February 12, 2026, at approximately 8:00 a.m., Chiquita discovered that a seep coming from the west side of the landfill had reached the stormwater channel and entered Stage 1 of the South Sedimentation Basin. Stage 2 of the basin was slowly discharging when liquid from the seep entered Stage 1 of the basin, but there is no indication that the seep liquid—which was observed as a light trickle—traveled into Stage 2. Upon discovery, Chiquita placed a dam to prevent further seep liquid from entering the stormwater channel, thereby containing the seep at its source. Chiquita also placed a dam at the inlet where liquid was entering Stage 1 of the basin to prevent additional liquid from entering the basin. As part of the cleanup efforts, Chiquita dispatched a vacuum truck to the South Sedimentation Basin to remove all visible indications of the seep from the Stage 1 basin. Chiquita has also pressure-washed the stormwater channel while applying vacuum to ensure the proper collection of all wash water. This event and the cleanup are ongoing and additional details regarding the seep will be provided in the 7-day report.

Sarah Phillips

248.930.2779

Corporate Compliance Manager

Waste Connections





Enthalpy Analytical Report

Lab #: 553108 **Project#:** WC CHIQUITACANYON LF

Client: CTEH Chiquita Canyon Landfill - PROJ-037507 **Location:** Waste Connections Chiquita Canyon ...

Field ID: CACA260212Z-WESTERN-INLET **Batch#:** 395301 **Prep:** EPA 5030B

Lab ID: 553108-001 **Sampled:** 02/12/26 **Analysis:** EPA 8260B

Matrix: Water **Received:** 02/13/26 **Analyst:** LYZ

DF: 50.00 **Analyzed:** 02/13/26

553108-001 Analyte	Result	RL	MDL	Units
Vinyl Chloride	ND	0.3	0.007	mg/L
1,1-Dichloroethene	ND	0.3	0.006	mg/L
2-Butanone	**0.3 J**	5.0	0.05	mg/L
Chloroform	ND	0.3	0.003	mg/L
Carbon Tetrachloride	ND	0.3	0.003	mg/L
1,2-Dichloroethane	ND	0.3	0.005	mg/L
Benzene	ND	0.3	0.004	mg/L
Trichloroethene	ND	0.3	0.002	mg/L
Tetrachloroethene	ND	0.3	0.004	mg/L
Chlorobenzene	ND	0.3	0.002	mg/L
1,4-Dichlorobenzene	ND	0.3	0.004	mg/L

553108-001 Surrogate	%REC	Limits
Dibromofluoromethane	101	70-130
1,2-Dichloroethane-d4	102	70-130
Toluene-d8	93	70-130
Bromofluorobenzene	104	70-130

Legend

J: Estimated value

MDL: Method Detection Limit

ND: Not Detected at or above MDL

RL: Reporting Limit

DRAFT

Enthalpy Analytical Report

Lab #: 553108 **Project#:** WC CHIQUITACANYON LF

Client: CTEH Chiquita Canyon Landfill - PROJ-037507 **Location:** Waste Connections Chiquita Canyon ...

Field ID: CACA260212Z-WESTERN-INLET **Batch#:** 395350 **Analyzed:** 02/14/26

Lab ID: 553108-001 **Sampled:** 02/12/26 **Prep:** EPA 3510C

Matrix: Water **Received:** 02/13/26 **Analysis:** EPA 8270E

DF: 1.923 **Prepared:** 02/13/26 **Analyst:** TJW

553108-001 Analyte	Result	RL	MDL	Units
Pyridine	**0.011 J**	0.019	0.0054	mg/L
2-Methylphenol	**0.017 J**	0.019	0.0062	mg/L
3-,4-Methylphenol	**1.2 E**	0.019	0.0058	mg/L
Hexachloroethane	ND	0.019	0.0058	mg/L
Nitrobenzene	ND	0.048	0.016	mg/L
Hexachlorobutadiene	ND	0.019	0.0043	mg/L
2,4,6-Trichlorophenol	ND	0.019	0.0078	mg/L
2,4,5-Trichlorophenol	ND	0.019	0.0071	mg/L
2,4-Dinitrotoluene	ND	0.019	0.0082	mg/L
Hexachlorobenzene	ND	0.019	0.0058	mg/L
Pentachlorophenol	ND	0.048	0.011	mg/L

553108-001 Surrogate	%REC	Limits
2-Fluorophenol	52	15-120
Phenol-d6	93	15-120
2,4,6-Tribromophenol	78	15-140
Nitrobenzene-d5	125 *	15-123
2-Fluorobiphenyl	54	15-120
Terphenyl-d14	77	15-120

Legend

***:** Value is outside QC limits

E: Response exceeds instrument's linear range

J: Estimated value

MDL: Method Detection Limit

ND: Not Detected at or above MDL

RL: Reporting Limit

DRAFT

ENTHALPY ANALYTICAL

California Title 22 Metals

Lab #: 553108 **Project#:** WC CHIQUITACANYON LF

Client: CTEH Chiquita Canyon Landfill - PROJ-037507 **Location:** Waste Connections Chiquita Canyon ...

Field ID: CACA260212Z-WESTERN-INLET **Sampled:** 02/12/26 **Analyzed:** 02/13/26

Lab ID: 553108-001 **Received:** 02/13/26

Matrix: Water **Prepared:** 02/13/26

553108-001 Analyte	Result	RL	MDL	Units	DF	Batch#	Prep	Analysis	Analyst
Antimony	ND	0.30	0.078	mg/L	10.00	395311	EPA 3015A	EPA 6010B	SBW
Arsenic	**0.082 J**	0.10	0.064	mg/L	10.00	395311	EPA 3015A	EPA 6010B	SBW
Barium	**0.98**	0.10	0.0044	mg/L	10.00	395311	EPA 3015A	EPA 6010B	SBW
Beryllium	ND	0.050	0.0034	mg/L	10.00	395311	EPA 3015A	EPA 6010B	SBW
Cadmium	ND	0.050	0.0021	mg/L	10.00	395311	EPA 3015A	EPA 6010B	SBW
Chromium	**0.078 J**	0.10	0.0085	mg/L	10.00	395311	EPA 3015A	EPA 6010B	SBW
Cobalt	**0.014 J**	0.050	0.0034	mg/L	10.00	395311	EPA 3015A	EPA 6010B	SBW
Copper	ND	0.10	0.021	mg/L	10.00	395311	EPA 3015A	EPA 6010B	SBW
Lead	ND	0.10	0.022	mg/L	10.00	395311	EPA 3015A	EPA 6010B	SBW
Mercury	ND	0.080	0.018	mg/L	200.0	395295	EPA 7470A	EPA 7470A	MLL
Molybdenum	ND	0.10	0.023	mg/L	10.00	395311	EPA 3015A	EPA 6010B	SBW
Nickel	**0.016 J**	0.10	0.012	mg/L	10.00	395311	EPA 3015A	EPA 6010B	SBW
Selenium	ND	0.30	0.051	mg/L	10.00	395311	EPA 3015A	EPA 6010B	SBW
Silver	**0.013 J**	0.050	0.0070	mg/L	10.00	395311	EPA 3015A	EPA 6010B	SBW
Thallium	ND	0.30	0.036	mg/L	10.00	395311	EPA 3015A	EPA 6010B	SBW
Vanadium	**0.048 J**	0.10	0.013	mg/L	10.00	395311	EPA 3015A	EPA 6010B	SBW
Zinc	**0.13 J**	0.50	0.021	mg/L	10.00	395311	EPA 3015A	EPA 6010B	SBW

Legend

J: Estimated value

MDL: Method Detection Limit

ND: Not Detected at or above MDL

RL: Reporting Limit

ENTHALPY ANALYTICAL

Closed-Cup Ignitability (Flashpoint)

Lab #:	553108	**Project#:**	WC CHIQUITACANYON LF
Client:	CTEH Chiquita Canyon Landfill - PROJ-037507	**Location:**	Waste Connections Chiquita Canyon ...

Field ID:	CACA260212Z-WESTERN-INLET	**Batch#:**	395374	**Prep:**	
Lab ID:	553108-001	**Sampled:**	02/12/26	**Analysis:**	EPA 1010
Matrix:	Water	**Received:**	02/13/26	**Analyst:**	ARM
DF:	1.000	**Analyzed:**	02/14/26		

553108-001 Analyte	Result	Units
Flash Point	**>203**	deg F

ENTHALPY ANALYTICAL

pH of Aqueous and non-Aqueous Samples

Lab #:	553108	**Project#:**	WC CHIQUITACANYON LF
Client:	CTEH Chiquita Canyon Landfill - PROJ-037507	**Location:**	Waste Connections Chiquita Canyon ...

Field ID:	CACA260212Z-WESTERN-INLET	**Batch#:**	395378	**Prep:**	
Lab ID:	553108-001	**Sampled:**	02/12/26	**Analysis:**	EPA 9040B
Matrix:	Water	**Received:**	02/13/26	**Analyst:**	ARM
DF:	1.000	**Analyzed:**	02/14/26		

553108-001 Analyte	Result	RL	Units	Qual
pH	**6.93**		SU	H
Temperature	**20.40**	1.00	deg C	H

Legend

H: Holding time was exceeded

RL: Reporting Limit

ENTHALPY ANALYTICAL

Purgeable Organics by GC/MS

Lab #: 553152 **Project#:** CCLF STORMWATER
Client: Waste Connections **Location:** Stormwater Outlet

Field ID: SOUTH BASIN - NW CORNER **Batch#:** 395299 **Prep:** EPA 5030B
Lab ID: 553152-001 **Sampled:** 02/13/26 **Analysis:** EPA 8260B
Matrix: Water **Received:** 02/13/26 **Analyst:** LYZ
DF: 1.000 **Analyzed:** 02/13/26

553152-001 Analyte	Result	RL	MDL	Units
Carbon Disulfide	ND	5.0	0.2	ug/L
Chloroprene	ND	200	0.4	ug/L
3-Chloropropene	ND	5.0	0.3	ug/L
Ethyl methacrylate	ND	50	2.1	ug/L
Ethanol	ND	500	110	ug/L
2-Hexanone	ND	5.0	1.1	ug/L
Isopropanol (IPA)	ND	200	52	ug/L
Methyl acrylonitrile	ND	35	3.7	ug/L
Vinyl Acetate	ND	50	15	ug/L
Acrolein	ND	200	2.7	ug/L
Acrylonitrile	ND	10	0.7	ug/L
Freon 12	ND	5.0	0.1	ug/L
Chloromethane	ND	5.0	0.2	ug/L
Vinyl Chloride	ND	5.0	0.1	ug/L
Bromomethane	ND	5.0	0.2	ug/L
Chloroethane	ND	5.0	0.1	ug/L
Trichlorofluoromethane	ND	5.0	0.06	ug/L
Iodomethane	ND	5.0		ug/L
Acetone	ND	100	5.0	ug/L
Freon 113	ND	5.0	0.1	ug/L
1,1-Dichloroethene	ND	5.0	0.08	ug/L
Methylene Chloride	ND	10	0.2	ug/L
MTBE	ND	5.0	0.09	ug/L
trans-1,2-Dichloroethene	ND	5.0	0.1	ug/L
1,1-Dichloroethane	ND	5.0	0.1	ug/L
2-Butanone	**2.0 J**	10	1.5	ug/L
cis-1,2-Dichloroethene	ND	5.0	0.09	ug/L
2,2-Dichloropropane	ND	5.0	0.1	ug/L
Chloroform	ND	5.0	0.08	ug/L
Bromochloromethane	ND	5.0	0.2	ug/L
1,1,1-Trichloroethane	ND	5.0	0.09	ug/L
1,1-Dichloropropene	ND	5.0	0.08	ug/L
Carbon Tetrachloride	ND	5.0	0.06	ug/L
1,2-Dichloroethane	ND	5.0	0.1	ug/L
Benzene	**0.1 J**	1.0	0.1	ug/L
Trichloroethene	ND	5.0	0.1	ug/L
1,2-Dichloropropane	ND	5.0	0.1	ug/L
Bromodichloromethane	ND	5.0	0.09	ug/L
Dibromomethane	ND	5.0	0.1	ug/L
4-Methyl-2-Pentanone	ND	5.0	1.0	ug/L
cis-1,3-Dichloropropene	ND	5.0	0.3	ug/L
Toluene	ND	5.0	0.2	ug/L
trans-1,3-Dichloropropene	ND	5.0	0.3	ug/L
1,1,2-Trichloroethane	ND	5.0	0.2	ug/L
1,3-Dichloropropane	ND	5.0	0.1	ug/L
Tetrachloroethene	ND	5.0	0.1	ug/L

ENTHALPY ANALYTICAL

Purgeable Organics by GC/MS

Lab #: 553152 **Project#:** CCLF STORMWATER

Client: Waste Connections **Location:** Stormwater Outlet

553152-001 Analyte	Result	RL	MDL	Units
Dibromochloromethane	ND	5.0	0.08	ug/L
1,2-Dibromoethane	ND	5.0	0.2	ug/L
Chlorobenzene	ND	5.0	0.1	ug/L
1,1,1,2-Tetrachloroethane	ND	5.0	0.08	ug/L
Ethylbenzene	ND	5.0	0.09	ug/L
m,p-Xylenes	ND	5.0	0.2	ug/L
o-Xylene	ND	5.0	0.1	ug/L
Styrene	ND	5.0	0.08	ug/L
Bromoform	ND	5.0	0.08	ug/L
Isopropylbenzene	ND	5.0	0.1	ug/L
1,1,2,2-Tetrachloroethane	ND	5.0	0.2	ug/L
1,2,3-Trichloropropane	ND	5.0	0.2	ug/L
Propylbenzene	ND	5.0	0.1	ug/L
Bromobenzene	ND	5.0	0.09	ug/L
1,3,5-Trimethylbenzene	ND	5.0	0.1	ug/L
2-Chlorotoluene	ND	5.0	0.1	ug/L
4-Chlorotoluene	ND	5.0	0.1	ug/L
tert-Butylbenzene	ND	5.0	0.1	ug/L
1,2,4-Trimethylbenzene	ND	5.0	0.1	ug/L
sec-Butylbenzene	ND	5.0	0.1	ug/L
para-Isopropyl Toluene	ND	5.0	0.1	ug/L
1,3-Dichlorobenzene	ND	5.0	0.1	ug/L
1,4-Dichlorobenzene	ND	5.0	0.2	ug/L
n-Butylbenzene	ND	5.0	0.1	ug/L
1,2-Dichlorobenzene	ND	5.0	0.09	ug/L
1,2-Dibromo-3-Chloropropane	ND	5.0	0.5	ug/L
1,2,4-Trichlorobenzene	ND	5.0	0.2	ug/L
Hexachlorobutadiene	ND	5.0	0.2	ug/L
1,2,3-Trichlorobenzene	ND	5.0	0.1	ug/L
cis-1,4-Dichloro-2-butene	ND	5.0	0.4	ug/L
trans-1,4-Dichloro-2-butene	ND	5.0	0.4	ug/L
Xylene (total)	ND	5.0		ug/L

553152-001 Surrogate	%REC	Limits
Dibromofluoromethane	129	70-130
1,2-Dichloroethane-d4	110	70-130
Toluene-d8	98	70-130
Bromofluorobenzene	95	70-130

Legend

J: Estimated value

MDL: Method Detection Limit

ND: Not Detected

RL: Reporting Limit

ENTHALPY ANALYTICAL

Purgeable Organics by GC/MS

Lab #: 553152 **Project#:** CCLF STORMWATER

Client: Waste Connections **Location:** Stormwater Outlet

Field ID: SOUTH BASIN - S CENTRAL **Batch#:** 395299 **Prep:** EPA 5030B

Lab ID: 553152-002 **Sampled:** 02/13/26 **Analysis:** EPA 8260B

Matrix: Water **Received:** 02/13/26 **Analyst:** LYZ

DF: 1.000 **Analyzed:** 02/13/26

553152-002 Analyte	Result	RL	MDL	Units
Carbon Disulfide	ND	5.0	0.2	ug/L
Chloroprene	ND	200	0.4	ug/L
3-Chloropropene	ND	5.0	0.3	ug/L
Ethyl methacrylate	ND	50	2.1	ug/L
Ethanol	ND	500	110	ug/L
2-Hexanone	ND	5.0	1.1	ug/L
Isopropanol (IPA)	ND	200	52	ug/L
Methyl acrylonitrile	ND	35	3.7	ug/L
Vinyl Acetate	ND	50	15	ug/L
Acrolein	ND	200	2.7	ug/L
Acrylonitrile	ND	10	0.7	ug/L
Freon 12	ND	5.0	0.1	ug/L
Chloromethane	ND	5.0	0.2	ug/L
Vinyl Chloride	ND	5.0	0.1	ug/L
Bromomethane	ND	5.0	0.2	ug/L
Chloroethane	ND	5.0	0.1	ug/L
Trichlorofluoromethane	ND	5.0	0.06	ug/L
Iodomethane	ND	5.0		ug/L
Acetone	ND	100	5.0	ug/L
Freon 113	ND	5.0	0.1	ug/L
1,1-Dichloroethene	ND	5.0	0.08	ug/L
Methylene Chloride	ND	10	0.2	ug/L
MTBE	ND	5.0	0.09	ug/L
trans-1,2-Dichloroethene	ND	5.0	0.1	ug/L
1,1-Dichloroethane	ND	5.0	0.1	ug/L
2-Butanone	ND	10	1.5	ug/L
cis-1,2-Dichloroethene	ND	5.0	0.09	ug/L
2,2-Dichloropropane	ND	5.0	0.1	ug/L
Chloroform	ND	5.0	0.08	ug/L
Bromochloromethane	ND	5.0	0.2	ug/L
1,1,1-Trichloroethane	ND	5.0	0.09	ug/L
1,1-Dichloropropene	ND	5.0	0.08	ug/L
Carbon Tetrachloride	ND	5.0	0.06	ug/L
1,2-Dichloroethane	ND	5.0	0.1	ug/L
Benzene	ND	1.0	0.1	ug/L
Trichloroethene	ND	5.0	0.1	ug/L
1,2-Dichloropropane	ND	5.0	0.1	ug/L
Bromodichloromethane	ND	5.0	0.09	ug/L
Dibromomethane	ND	5.0	0.1	ug/L
4-Methyl-2-Pentanone	ND	5.0	1.0	ug/L
cis-1,3-Dichloropropene	ND	5.0	0.3	ug/L
Toluene	ND	5.0	0.2	ug/L
trans-1,3-Dichloropropene	ND	5.0	0.3	ug/L
1,1,2-Trichloroethane	ND	5.0	0.2	ug/L
1,3-Dichloropropane	ND	5.0	0.1	ug/L
Tetrachloroethene	ND	5.0	0.1	ug/L

ENTHALPY ANALYTICAL

Purgeable Organics by GC/MS

Lab #: 553152 **Project#:** CCLF STORMWATER

Client: Waste Connections **Location:** Stormwater Outlet

553152-002 Analyte	Result	RL	MDL	Units
Dibromochloromethane	ND	5.0	0.08	ug/L
1,2-Dibromoethane	ND	5.0	0.2	ug/L
Chlorobenzene	ND	5.0	0.1	ug/L
1,1,1,2-Tetrachloroethane	ND	5.0	0.08	ug/L
Ethylbenzene	ND	5.0	0.09	ug/L
m,p-Xylenes	ND	5.0	0.2	ug/L
o-Xylene	ND	5.0	0.1	ug/L
Styrene	ND	5.0	0.08	ug/L
Bromoform	ND	5.0	0.08	ug/L
Isopropylbenzene	ND	5.0	0.1	ug/L
1,1,2,2-Tetrachloroethane	ND	5.0	0.2	ug/L
1,2,3-Trichloropropane	ND	5.0	0.2	ug/L
Propylbenzene	ND	5.0	0.1	ug/L
Bromobenzene	ND	5.0	0.09	ug/L
1,3,5-Trimethylbenzene	ND	5.0	0.1	ug/L
2-Chlorotoluene	ND	5.0	0.1	ug/L
4-Chlorotoluene	ND	5.0	0.1	ug/L
tert-Butylbenzene	ND	5.0	0.1	ug/L
1,2,4-Trimethylbenzene	ND	5.0	0.1	ug/L
sec-Butylbenzene	ND	5.0	0.1	ug/L
para-Isopropyl Toluene	ND	5.0	0.1	ug/L
1,3-Dichlorobenzene	ND	5.0	0.1	ug/L
1,4-Dichlorobenzene	ND	5.0	0.2	ug/L
n-Butylbenzene	ND	5.0	0.1	ug/L
1,2-Dichlorobenzene	ND	5.0	0.09	ug/L
1,2-Dibromo-3-Chloropropane	ND	5.0	0.5	ug/L
1,2,4-Trichlorobenzene	ND	5.0	0.2	ug/L
Hexachlorobutadiene	ND	5.0	0.2	ug/L
1,2,3-Trichlorobenzene	ND	5.0	0.1	ug/L
cis-1,4-Dichloro-2-butene	ND	5.0	0.4	ug/L
trans-1,4-Dichloro-2-butene	ND	5.0	0.4	ug/L
Xylene (total)	ND	5.0		ug/L

553152-002 Surrogate	%REC	Limits
Dibromofluoromethane	117	70-130
1,2-Dichloroethane-d4	113	70-130
Toluene-d8	97	70-130
Bromofluorobenzene	95	70-130

Legend

MDL: Method Detection Limit

ND: Not Detected

RL: Reporting Limit

ENTHALPY ANALYTICAL

Purgeable Organics by GC/MS

Lab #: 553152 **Project#:** CCLF STORMWATER

Client: Waste Connections **Location:** Stormwater Outlet

Field ID: SOUTH BASIN - W CENTRAL **Batch#:** 395299 **Prep:** EPA 5030B

Lab ID: 553152-003 **Sampled:** 02/13/26 **Analysis:** EPA 8260B

Matrix: Water **Received:** 02/13/26 **Analyst:** LYZ

DF: 1.000 **Analyzed:** 02/13/26

553152-003 Analyte	Result	RL	MDL	Units
Carbon Disulfide	ND	5.0	0.2	ug/L
Chloroprene	ND	200	0.4	ug/L
3-Chloropropene	ND	5.0	0.3	ug/L
Ethyl methacrylate	ND	50	2.1	ug/L
Ethanol	ND	500	110	ug/L
2-Hexanone	ND	5.0	1.1	ug/L
Isopropanol (IPA)	ND	200	52	ug/L
Methyl acrylonitrile	ND	35	3.7	ug/L
Vinyl Acetate	ND	50	15	ug/L
Acrolein	ND	200	2.7	ug/L
Acrylonitrile	ND	10	0.7	ug/L
Freon 12	ND	5.0	0.1	ug/L
Chloromethane	ND	5.0	0.2	ug/L
Vinyl Chloride	ND	5.0	0.1	ug/L
Bromomethane	ND	5.0	0.2	ug/L
Chloroethane	ND	5.0	0.1	ug/L
Trichlorofluoromethane	ND	5.0	0.06	ug/L
Iodomethane	ND	5.0		ug/L
Acetone	ND	100	5.0	ug/L
Freon 113	ND	5.0	0.1	ug/L
1,1-Dichloroethene	ND	5.0	0.08	ug/L
Methylene Chloride	ND	10	0.2	ug/L
MTBE	ND	5.0	0.09	ug/L
trans-1,2-Dichloroethene	ND	5.0	0.1	ug/L
1,1-Dichloroethane	ND	5.0	0.1	ug/L
2-Butanone	ND	10	1.5	ug/L
cis-1,2-Dichloroethene	ND	5.0	0.09	ug/L
2,2-Dichloropropane	ND	5.0	0.1	ug/L
Chloroform	ND	5.0	0.08	ug/L
Bromochloromethane	ND	5.0	0.2	ug/L
1,1,1-Trichloroethane	ND	5.0	0.09	ug/L
1,1-Dichloropropene	ND	5.0	0.08	ug/L
Carbon Tetrachloride	ND	5.0	0.06	ug/L
1,2-Dichloroethane	ND	5.0	0.1	ug/L
Benzene	ND	1.0	0.1	ug/L
Trichloroethene	ND	5.0	0.1	ug/L
1,2-Dichloropropane	ND	5.0	0.1	ug/L
Bromodichloromethane	ND	5.0	0.09	ug/L
Dibromomethane	ND	5.0	0.1	ug/L
4-Methyl-2-Pentanone	ND	5.0	1.0	ug/L
cis-1,3-Dichloropropene	ND	5.0	0.3	ug/L
Toluene	ND	5.0	0.2	ug/L
trans-1,3-Dichloropropene	ND	5.0	0.3	ug/L
1,1,2-Trichloroethane	ND	5.0	0.2	ug/L
1,3-Dichloropropane	ND	5.0	0.1	ug/L
Tetrachloroethene	ND	5.0	0.1	ug/L

ENTHALPY ANALYTICAL

Purgeable Organics by GC/MS

Lab #: 553152 **Project#:** CCLF STORMWATER

Client: Waste Connections **Location:** Stormwater Outlet

553152-003 Analyte	Result	RL	MDL	Units
Dibromochloromethane	ND	5.0	0.08	ug/L
1,2-Dibromoethane	ND	5.0	0.2	ug/L
Chlorobenzene	ND	5.0	0.1	ug/L
1,1,1,2-Tetrachloroethane	ND	5.0	0.08	ug/L
Ethylbenzene	ND	5.0	0.09	ug/L
m,p-Xylenes	ND	5.0	0.2	ug/L
o-Xylene	ND	5.0	0.1	ug/L
Styrene	ND	5.0	0.08	ug/L
Bromoform	ND	5.0	0.08	ug/L
Isopropylbenzene	ND	5.0	0.1	ug/L
1,1,2,2-Tetrachloroethane	ND	5.0	0.2	ug/L
1,2,3-Trichloropropane	ND	5.0	0.2	ug/L
Propylbenzene	ND	5.0	0.1	ug/L
Bromobenzene	ND	5.0	0.09	ug/L
1,3,5-Trimethylbenzene	ND	5.0	0.1	ug/L
2-Chlorotoluene	ND	5.0	0.1	ug/L
4-Chlorotoluene	ND	5.0	0.1	ug/L
tert-Butylbenzene	ND	5.0	0.1	ug/L
1,2,4-Trimethylbenzene	ND	5.0	0.1	ug/L
sec-Butylbenzene	ND	5.0	0.1	ug/L
para-Isopropyl Toluene	ND	5.0	0.1	ug/L
1,3-Dichlorobenzene	ND	5.0	0.1	ug/L
1,4-Dichlorobenzene	ND	5.0	0.2	ug/L
n-Butylbenzene	ND	5.0	0.1	ug/L
1,2-Dichlorobenzene	ND	5.0	0.09	ug/L
1,2-Dibromo-3-Chloropropane	ND	5.0	0.5	ug/L
1,2,4-Trichlorobenzene	ND	5.0	0.2	ug/L
Hexachlorobutadiene	ND	5.0	0.2	ug/L
1,2,3-Trichlorobenzene	ND	5.0	0.1	ug/L
cis-1,4-Dichloro-2-butene	ND	5.0	0.4	ug/L
trans-1,4-Dichloro-2-butene	ND	5.0	0.4	ug/L
Xylene (total)	ND	5.0		ug/L

553152-003 Surrogate	%REC	Limits
Dibromofluoromethane	110	70-130
1,2-Dichloroethane-d4	110	70-130
Toluene-d8	97	70-130
Bromofluorobenzene	97	70-130

Legend

MDL: Method Detection Limit

ND: Not Detected

RL: Reporting Limit

Enthalpy Analytical Report

Lab #: 553152 **Project#:** CCLF STORMWATER
Client: Waste Connections **Location:** Stormwater Outlet

Field ID: SOUTH BASIN - NW CORNER **Batch#:** 395350 **Analyzed:** 02/15/26
Lab ID: 553152-001 **Sampled:** 02/13/26 **Prep:** EPA 3510C
Matrix: Water **Received:** 02/13/26 **Analysis:** EPA 8270E
DF: 0.9346 **Prepared:** 02/14/26 **Analyst:** ZFA

553152-001 Analyte	Result	RL	MDL	Units
Carbazole	ND	9.3	2.6	ug/L
N-Nitrosodimethylamine	ND	9.3	2.7	ug/L
Aniline	ND	9.3	2.7	ug/L
bis(2-Chloroethyl)ether	ND	23	3.5	ug/L
2-Chlorophenol	ND	9.3	3.4	ug/L
1,3-Dichlorobenzene	ND	9.3	3.1	ug/L
1,4-Dichlorobenzene	ND	9.3	3.2	ug/L
Benzyl alcohol	ND	23	5.4	ug/L
1,2-Dichlorobenzene	ND	9.3	3.1	ug/L
bis(2-Chloroisopropyl) ether	ND	9.3	3.6	ug/L
N-Nitroso-di-n-propylamine	ND	9.3	3.6	ug/L
Hexachloroethane	ND	9.3	2.8	ug/L
Nitrobenzene	ND	23	7.9	ug/L
Isophorone	ND	9.3	3.4	ug/L
2-Nitrophenol	ND	9.3	5.1	ug/L
2,4-Dimethylphenol	ND	9.3	3.0	ug/L
bis(2-Chloroethoxy)methane	ND	9.3	3.4	ug/L
2,4-Dichlorophenol	ND	9.3	3.5	ug/L
1,2,4-Trichlorobenzene	ND	9.3	3.2	ug/L
4-Chloroaniline	ND	9.3	2.9	ug/L
Hexachlorobutadiene	ND	9.3	2.1	ug/L
4-Chloro-3-methylphenol	ND	9.3	3.4	ug/L
2-Methylnaphthalene	ND	9.3	3.1	ug/L
Hexachlorocyclopentadiene	ND	23	7.3	ug/L
2,4,6-Trichlorophenol	ND	9.3	3.8	ug/L
2,4,5-Trichlorophenol	ND	9.3	3.5	ug/L
2-Chloronaphthalene	ND	9.3	3.2	ug/L
2-Nitroaniline	ND	47	4.1	ug/L
Dimethylphthalate	ND	9.3	3.2	ug/L
Acenaphthylene	ND	9.3	3.6	ug/L
2,6-Dinitrotoluene	ND	9.3	4.1	ug/L
3-Nitroaniline	ND	9.3	3.7	ug/L
Acenaphthene	ND	9.3	3.0	ug/L
2,4-Dinitrophenol	ND	47	14	ug/L
4-Nitrophenol	ND	47	7.9	ug/L
Dibenzofuran	ND	9.3	3.0	ug/L
2,4-Dinitrotoluene	ND	9.3	4.0	ug/L
Diethylphthalate	ND	9.3	2.7	ug/L
Fluorene	ND	9.3	2.9	ug/L
4-Chlorophenyl-phenylether	ND	9.3	2.9	ug/L
4-Nitroaniline	ND	9.3	3.1	ug/L
4,6-Dinitro-2-methylphenol	ND	47	16	ug/L
N-Nitrosodiphenylamine	ND	9.3	3.7	ug/L
1,2-diphenylhydrazine (as azobenzene)	ND	9.3	2.7	ug/L
4-Bromophenyl-phenylether	ND	9.3	3.1	ug/L
Hexachlorobenzene	ND	9.3	2.8	ug/L

ENTHALPY ANALYTICAL

Enthalpy Analytical Report

Lab #: 553152 **Project#:** CCLF STORMWATER

Client: Waste Connections **Location:** Stormwater Outlet

553152-001 Analyte	Result	RL	MDL	Units
Pentachlorophenol	ND	23	5.3	ug/L
Phenanthrene	ND	9.3	2.7	ug/L
Anthracene	ND	9.3	2.6	ug/L
Di-n-butylphthalate	ND	9.3	2.8	ug/L
Fluoranthene	ND	9.3	2.6	ug/L
Benzidine	ND	47	17	ug/L
Pyrene	ND	9.3	2.5	ug/L
Butylbenzylphthalate	ND	9.3	3.4	ug/L
3,3'-Dichlorobenzidine	ND	23	4.9	ug/L
Benzo(a)anthracene	ND	9.3	2.2	ug/L
Chrysene	ND	9.3	2.3	ug/L
bis(2-Ethylhexyl)phthalate	ND	9.3	3.1	ug/L
Di-n-octylphthalate	ND	9.3	4.4	ug/L
Benzo(b)fluoranthene	ND	9.3	2.8	ug/L
Benzo(k)fluoranthene	ND	9.3	2.9	ug/L
Benzo(a)pyrene	ND	9.3	2.9	ug/L
Indeno(1,2,3-cd)pyrene	ND	9.3	4.0	ug/L
Dibenz(a,h)anthracene	ND	9.3	3.9	ug/L
Benzo(g,h,i)perylene	ND	9.3	3.9	ug/L

553152-001 Surrogate	%REC	Limits
2-Fluorophenol	29	15-120
Phenol-d6	23	15-120
2,4,6-Tribromophenol	64	15-140
Nitrobenzene-d5	57	15-123
2-Fluorobiphenyl	49	15-120
Terphenyl-d14	69	15-120

Legend

MDL: Method Detection Limit

ND: Not Detected at or above MDL

RL: Reporting Limit

ENTHALPY ANALYTICAL

Enthalpy Analytical Report

Lab #: 553152 **Project#:** CCLF STORMWATER

Client: Waste Connections **Location:** Stormwater Outlet

Field ID: SOUTH BASIN - S CENTRAL **Batch#:** 395350 **Analyzed:** 02/15/26

Lab ID: 553152-002 **Sampled:** 02/13/26 **Prep:** EPA 3510C

Matrix: Water **Received:** 02/13/26 **Analysis:** EPA 8270E

DF: 0.9434 **Prepared:** 02/14/26 **Analyst:** ZFA

553152-002 Analyte	Result	RL	MDL	Units
Carbazole	ND	9.4	2.6	ug/L
N-Nitrosodimethylamine	ND	9.4	2.7	ug/L
Aniline	ND	9.4	2.7	ug/L
bis(2-Chloroethyl)ether	ND	24	3.5	ug/L
2-Chlorophenol	ND	9.4	3.4	ug/L
1,3-Dichlorobenzene	ND	9.4	3.1	ug/L
1,4-Dichlorobenzene	ND	9.4	3.2	ug/L
Benzyl alcohol	ND	24	5.4	ug/L
1,2-Dichlorobenzene	ND	9.4	3.1	ug/L
bis(2-Chloroisopropyl) ether	ND	9.4	3.6	ug/L
N-Nitroso-di-n-propylamine	ND	9.4	3.6	ug/L
Hexachloroethane	ND	9.4	2.8	ug/L
Nitrobenzene	ND	24	7.9	ug/L
Isophorone	ND	9.4	3.5	ug/L
2-Nitrophenol	ND	9.4	5.1	ug/L
2,4-Dimethylphenol	ND	9.4	3.1	ug/L
bis(2-Chloroethoxy)methane	ND	9.4	3.5	ug/L
2,4-Dichlorophenol	ND	9.4	3.5	ug/L
1,2,4-Trichlorobenzene	ND	9.4	3.2	ug/L
4-Chloroaniline	ND	9.4	2.9	ug/L
Hexachlorobutadiene	ND	9.4	2.1	ug/L
4-Chloro-3-methylphenol	ND	9.4	3.4	ug/L
2-Methylnaphthalene	ND	9.4	3.2	ug/L
Hexachlorocyclopentadiene	ND	24	7.4	ug/L
2,4,6-Trichlorophenol	ND	9.4	3.8	ug/L
2,4,5-Trichlorophenol	ND	9.4	3.5	ug/L
2-Chloronaphthalene	ND	9.4	3.2	ug/L
2-Nitroaniline	ND	47	4.1	ug/L
Dimethylphthalate	ND	9.4	3.2	ug/L
Acenaphthylene	ND	9.4	3.6	ug/L
2,6-Dinitrotoluene	ND	9.4	4.2	ug/L
3-Nitroaniline	ND	9.4	3.8	ug/L
Acenaphthene	ND	9.4	3.1	ug/L
2,4-Dinitrophenol	ND	47	14	ug/L
4-Nitrophenol	ND	47	8.0	ug/L
Dibenzofuran	ND	9.4	3.0	ug/L
2,4-Dinitrotoluene	ND	9.4	4.0	ug/L
Diethylphthalate	ND	9.4	2.8	ug/L
Fluorene	ND	9.4	2.9	ug/L
4-Chlorophenyl-phenylether	ND	9.4	2.9	ug/L
4-Nitroaniline	ND	9.4	3.2	ug/L
4,6-Dinitro-2-methylphenol	ND	47	16	ug/L
N-Nitrosodiphenylamine	ND	9.4	3.7	ug/L
1,2-diphenylhydrazine (as azobenzene)	ND	9.4	2.8	ug/L
4-Bromophenyl-phenylether	ND	9.4	3.1	ug/L
Hexachlorobenzene	ND	9.4	2.9	ug/L

ENTHALPY ANALYTICAL

Enthalpy Analytical Report

Lab #: 553152 **Project#:** CCLF STORMWATER

Client: Waste Connections **Location:** Stormwater Outlet

553152-002 Analyte	Result	RL	MDL	Units
Pentachlorophenol	ND	24	5.4	ug/L
Phenanthrene	ND	9.4	2.8	ug/L
Anthracene	ND	9.4	2.6	ug/L
Di-n-butylphthalate	ND	9.4	2.8	ug/L
Fluoranthene	ND	9.4	2.7	ug/L
Benzidine	ND	47	18	ug/L
Pyrene	ND	9.4	2.5	ug/L
Butylbenzylphthalate	ND	9.4	3.4	ug/L
3,3'-Dichlorobenzidine	ND	24	4.9	ug/L
Benzo(a)anthracene	ND	9.4	2.3	ug/L
Chrysene	ND	9.4	2.3	ug/L
bis(2-Ethylhexyl)phthalate	ND	9.4	3.1	ug/L
Di-n-octylphthalate	ND	9.4	4.4	ug/L
Benzo(b)fluoranthene	ND	9.4	2.9	ug/L
Benzo(k)fluoranthene	ND	9.4	2.9	ug/L
Benzo(a)pyrene	ND	9.4	3.0	ug/L
Indeno(1,2,3-cd)pyrene	ND	9.4	4.0	ug/L
Dibenz(a,h)anthracene	ND	9.4	3.9	ug/L
Benzo(g,h,i)perylene	ND	9.4	3.9	ug/L

553152-002 Surrogate	%REC	Limits
2-Fluorophenol	28	15-120
Phenol-d6	23	15-120
2,4,6-Tribromophenol	62	15-140
Nitrobenzene-d5	54	15-123
2-Fluorobiphenyl	48	15-120
Terphenyl-d14	68	15-120

Legend

MDL: Method Detection Limit

ND: Not Detected at or above MDL

RL: Reporting Limit

Enthalpy Analytical Report

Lab #: 553152 **Project#:** CCLF STORMWATER
Client: Waste Connections **Location:** Stormwater Outlet

Field ID: SOUTH BASIN - W CENTRAL **Batch#:** 395350 **Analyzed:** 02/15/26
Lab ID: 553152-003 **Sampled:** 02/13/26 **Prep:** EPA 3510C
Matrix: Water **Received:** 02/13/26 **Analysis:** EPA 8270E
DF: 0.9390 **Prepared:** 02/14/26 **Analyst:** ZFA

553152-003 Analyte	Result	RL	MDL	Units
Carbazole	ND	9.4	2.6	ug/L
N-Nitrosodimethylamine	ND	9.4	2.7	ug/L
Aniline	ND	9.4	2.7	ug/L
bis(2-Chloroethyl)ether	ND	23	3.5	ug/L
2-Chlorophenol	ND	9.4	3.4	ug/L
1,3-Dichlorobenzene	ND	9.4	3.1	ug/L
1,4-Dichlorobenzene	ND	9.4	3.2	ug/L
Benzyl alcohol	ND	23	5.4	ug/L
1,2-Dichlorobenzene	ND	9.4	3.1	ug/L
bis(2-Chloroisopropyl) ether	ND	9.4	3.6	ug/L
N-Nitroso-di-n-propylamine	ND	9.4	3.6	ug/L
Hexachloroethane	ND	9.4	2.8	ug/L
Nitrobenzene	ND	23	7.9	ug/L
Isophorone	ND	9.4	3.5	ug/L
2-Nitrophenol	ND	9.4	5.1	ug/L
2,4-Dimethylphenol	ND	9.4	3.0	ug/L
bis(2-Chloroethoxy)methane	ND	9.4	3.4	ug/L
2,4-Dichlorophenol	ND	9.4	3.5	ug/L
1,2,4-Trichlorobenzene	ND	9.4	3.2	ug/L
4-Chloroaniline	ND	9.4	2.9	ug/L
Hexachlorobutadiene	ND	9.4	2.1	ug/L
4-Chloro-3-methylphenol	ND	9.4	3.4	ug/L
2-Methylnaphthalene	ND	9.4	3.2	ug/L
Hexachlorocyclopentadiene	ND	23	7.3	ug/L
2,4,6-Trichlorophenol	ND	9.4	3.8	ug/L
2,4,5-Trichlorophenol	ND	9.4	3.5	ug/L
2-Chloronaphthalene	ND	9.4	3.2	ug/L
2-Nitroaniline	ND	47	4.1	ug/L
Dimethylphthalate	ND	9.4	3.2	ug/L
Acenaphthylene	ND	9.4	3.6	ug/L
2,6-Dinitrotoluene	ND	9.4	4.2	ug/L
3-Nitroaniline	ND	9.4	3.7	ug/L
Acenaphthene	ND	9.4	3.0	ug/L
2,4-Dinitrophenol	ND	47	14	ug/L
4-Nitrophenol	ND	47	8.0	ug/L
Dibenzofuran	ND	9.4	3.0	ug/L
2,4-Dinitrotoluene	ND	9.4	4.0	ug/L
Diethylphthalate	ND	9.4	2.7	ug/L
Fluorene	ND	9.4	2.9	ug/L
4-Chlorophenyl-phenylether	ND	9.4	2.9	ug/L
4-Nitroaniline	ND	9.4	3.1	ug/L
4,6-Dinitro-2-methylphenol	ND	47	16	ug/L
N-Nitrosodiphenylamine	ND	9.4	3.7	ug/L
1,2-diphenylhydrazine (as azobenzene)	ND	9.4	2.7	ug/L
4-Bromophenyl-phenylether	ND	9.4	3.1	ug/L
Hexachlorobenzene	ND	9.4	2.8	ug/L

ENTHALPY ANALYTICAL

Enthalpy Analytical Report

Lab #: 553152 **Project#:** CCLF STORMWATER

Client: Waste Connections **Location:** Stormwater Outlet

553152-003 Analyte	Result	RL	MDL	Units
Pentachlorophenol	ND	23	5.3	ug/L
Phenanthrene	ND	9.4	2.7	ug/L
Anthracene	ND	9.4	2.6	ug/L
Di-n-butylphthalate	ND	9.4	2.8	ug/L
Fluoranthene	ND	9.4	2.6	ug/L
Benzidine	ND	47	17	ug/L
Pyrene	ND	9.4	2.5	ug/L
Butylbenzylphthalate	ND	9.4	3.4	ug/L
3,3'-Dichlorobenzidine	ND	23	4.9	ug/L
Benzo(a)anthracene	ND	9.4	2.3	ug/L
Chrysene	ND	9.4	2.3	ug/L
bis(2-Ethylhexyl)phthalate	ND	9.4	3.1	ug/L
Di-n-octylphthalate	ND	9.4	4.4	ug/L
Benzo(b)fluoranthene	ND	9.4	2.8	ug/L
Benzo(k)fluoranthene	ND	9.4	2.9	ug/L
Benzo(a)pyrene	ND	9.4	3.0	ug/L
Indeno(1,2,3-cd)pyrene	ND	9.4	4.0	ug/L
Dibenz(a,h)anthracene	ND	9.4	3.9	ug/L
Benzo(g,h,i)perylene	ND	9.4	3.9	ug/L

553152-003 Surrogate	%REC	Limits
2-Fluorophenol	34	15-120
Phenol-d6	26	15-120
2,4,6-Tribromophenol	68	15-140
Nitrobenzene-d5	68	15-123
2-Fluorobiphenyl	55	15-120
Terphenyl-d14	73	15-120

Legend

MDL: Method Detection Limit

ND: Not Detected at or above MDL

RL: Reporting Limit

Enthalpy Analytical Report

Lab #: 553152 **Project#:** CCLF STORMWATER

Client: Waste Connections **Location:** Stormwater Outlet

Field ID:	SOUTH BASIN - NW CORNER	**Batch#:**	395350	**Analyzed:**	02/15/26
Lab ID:	553152-001	**Sampled:**	02/13/26	**Prep:**	EPA 3510C
Matrix:	Water	**Received:**	02/13/26	**Analysis:**	EPA 625.1
DF:	0.9346	**Prepared:**	02/14/26	**Analyst:**	ZFA

553152-001 Analyte	Result	RL	MDL	Units
Pyridine	ND	9.3	2.6	ug/L
Phenol	ND	9.3	2.0	ug/L
2-Methylphenol	ND	9.3	3.0	ug/L
3-,4-Methylphenol	ND	9.3	2.8	ug/L
Benzoic acid	ND	47	10	ug/L
Naphthalene	ND	9.3	3.4	ug/L
Cresol	ND	9.3		ug/L

553152-001 Surrogate	%REC	Limits
2-Fluorophenol	29	15-120
Phenol-d6	23	15-120
2,4,6-Tribromophenol	64	15-140
Nitrobenzene-d5	57	15-123
2-Fluorobiphenyl	49	15-120
Terphenyl-d14	69	15-120

Legend

MDL: Method Detection Limit

ND: Not Detected at or above MDL

RL: Reporting Limit

Enthalpy Analytical Report

Lab #: 553152 **Project#:** CCLF STORMWATER
Client: Waste Connections **Location:** Stormwater Outlet

Field ID: SOUTH BASIN - NW CORNER **DF:** 0.9346 **Prepared:** 02/14/26
Type: SAMPLE **Batch#:** 395350 **Prep:** EPA 3510C
Lab ID: 553152-001 **Sampled:** 02/13/26 **Analysis:** EPA 625.1
Matrix: Water **Received:** 02/13/26 **Analyst:** ZFA

553152-001 Analyte	Result	RL	MDL	Units	Analyzed
a-Terpineol	ND	9.3	1.9	ug/L	02/14/26

553152-001 Surrogate	%REC	Limits	Analyzed
2-Fluorophenol	29 *	36-95	02/15/26
Phenol-d6	23 *	28-82	02/15/26
2,4,6-Tribromophenol	64	61-140	02/15/26
Nitrobenzene-d5	57	48-123	02/15/26
2-Fluorobiphenyl	49 *	51-105	02/15/26
Terphenyl-d14	69	65-117	02/15/26

Field ID: SOUTH BASIN - S CENTRAL **DF:** 0.9434 **Prepared:** 02/14/26
Type: SAMPLE **Batch#:** 395350 **Prep:** EPA 3510C
Lab ID: 553152-002 **Sampled:** 02/13/26 **Analysis:** EPA 625.1
Matrix: Water **Received:** 02/13/26 **Analyst:** ZFA

553152-002 Analyte	Result	RL	MDL	Units	Analyzed
a-Terpineol	ND	9.4	1.9	ug/L	02/14/26

553152-002 Surrogate	%REC	Limits	Analyzed
2-Fluorophenol	28 *	36-95	02/15/26
Phenol-d6	23 *	28-82	02/15/26
2,4,6-Tribromophenol	62	61-140	02/15/26
Nitrobenzene-d5	54	48-123	02/15/26
2-Fluorobiphenyl	48 *	51-105	02/15/26
Terphenyl-d14	68	65-117	02/15/26

Field ID: SOUTH BASIN - W CENTRAL **DF:** 0.9390 **Prepared:** 02/14/26
Type: SAMPLE **Batch#:** 395350 **Prep:** EPA 3510C
Lab ID: 553152-003 **Sampled:** 02/13/26 **Analysis:** EPA 625.1
Matrix: Water **Received:** 02/13/26 **Analyst:** ZFA

553152-003 Analyte	Result	RL	MDL	Units	Analyzed
a-Terpineol	ND	9.4	1.9	ug/L	02/14/26

553152-003 Surrogate	%REC	Limits	Analyzed
2-Fluorophenol	34 *	36-95	02/15/26
Phenol-d6	26 *	28-82	02/15/26
2,4,6-Tribromophenol	68	61-140	02/15/26
Nitrobenzene-d5	68	48-123	02/15/26
2-Fluorobiphenyl	55	51-105	02/15/26
Terphenyl-d14	73	65-117	02/15/26

Enthalpy Analytical Report

Lab #: 553152 **Project#:** CCLF STORMWATER

Client: Waste Connections **Location:** Stormwater Outlet

Type: BLANK **DF:** 1.000 **Prep:** EPA 3510C

Lab ID: QC1340542 **Batch#:** 395350 **Analysis:** EPA 625.1

Matrix: Water **Prepared:** 02/13/26 **Analyst:** TJW

QC1340542 Analyte	Result	RL	MDL	Units	Analyzed	Qual
a-Terpineol	ND	10	2.1	ug/L	02/14/26	b

QC1340542 Surrogate	%REC	Limits	Analyzed
2-Fluorophenol	42	36-95	02/13/26
Phenol-d6	26 *	28-82	02/13/26
2,4,6-Tribromophenol	54 *	61-140	02/13/26
Nitrobenzene-d5	57	48-123	02/13/26
2-Fluorobiphenyl	55	51-105	02/13/26
Terphenyl-d14	68	65-117	02/13/26

Legend

***:** Value is outside QC limits

MDL: Method Detection Limit

ND: Not Detected at or above MDL

RL: Reporting Limit

b: See narrative

Enthalpy Analytical Report

Lab #: 553152 **Project#:** CCLF STORMWATER
Client: Waste Connections **Location:** Stormwater Outlet

Field ID: SOUTH BASIN - S CENTRAL **Batch#:** 395350 **Analyzed:** 02/15/26
Lab ID: 553152-002 **Sampled:** 02/13/26 **Prep:** EPA 3510C
Matrix: Water **Received:** 02/13/26 **Analysis:** EPA 625.1
DF: 0.9434 **Prepared:** 02/14/26 **Analyst:** ZFA

553152-002 Analyte	Result	RL	MDL	Units
Pyridine	ND	9.4	2.7	ug/L
Phenol	ND	9.4	2.0	ug/L
2-Methylphenol	ND	9.4	3.1	ug/L
3-,4-Methylphenol	ND	9.4	2.8	ug/L
Benzoic acid	ND	47	10	ug/L
Naphthalene	ND	9.4	3.4	ug/L
Cresol	ND	9.4		ug/L

553152-002 Surrogate	%REC	Limits
2-Fluorophenol	28	15-120
Phenol-d6	23	15-120
2,4,6-Tribromophenol	62	15-140
Nitrobenzene-d5	54	15-123
2-Fluorobiphenyl	48	15-120
Terphenyl-d14	68	15-120

Legend

MDL: Method Detection Limit
ND: Not Detected at or above MDL
RL: Reporting Limit

Enthalpy Analytical Report

Lab #: 553152 **Project#:** CCLF STORMWATER

Client: Waste Connections **Location:** Stormwater Outlet

Field ID:	SOUTH BASIN - W CENTRAL	**Batch#:**	395350	**Analyzed:**	02/15/26
Lab ID:	553152-003	**Sampled:**	02/13/26	**Prep:**	EPA 3510C
Matrix:	Water	**Received:**	02/13/26	**Analysis:**	EPA 625.1
DF:	0.9390	**Prepared:**	02/14/26	**Analyst:**	ZFA

553152-003 Analyte	Result	RL	MDL	Units
Pyridine	ND	9.4	2.6	ug/L
Phenol	ND	9.4	2.0	ug/L
2-Methylphenol	ND	9.4	3.0	ug/L
3-,4-Methylphenol	ND	9.4	2.8	ug/L
Benzoic acid	ND	47	10	ug/L
Naphthalene	ND	9.4	3.4	ug/L
Cresol	ND	9.4		ug/L

553152-003 Surrogate	%REC	Limits
2-Fluorophenol	34	15-120
Phenol-d6	26	15-120
2,4,6-Tribromophenol	68	15-140
Nitrobenzene-d5	68	15-123
2-Fluorobiphenyl	55	15-120
Terphenyl-d14	73	15-120

Legend

MDL: Method Detection Limit

ND: Not Detected at or above MDL

RL: Reporting Limit

Enthalpy Analytical Report

Lab #: 553152 **Project#:** CCLF STORMWATER
Client: Waste Connections **Location:** Stormwater Outlet

Field ID: SOUTH BASIN - NW CORNER **Batch#:** 395408 **Prep:** EPA 3535
Type: SAMPLE **Sampled:** 02/13/26 **Analysis:** EPA 8270C-SIM
Lab ID: 553152-001 **Received:** 02/13/26 **Analyst:** ZFA
Matrix: Water **Prepared:** 02/14/26
DF: 1.000 **Analyzed:** 02/15/26

553152-001 Analyte	Result	RL	MDL	Units
1,4-Dioxane	**2.2**	1.0	0.84	ug/L

553152-001 Surrogate	%REC	Limits
1,4-Dioxane-d8 (SUR)	98	80-120

Field ID: SOUTH BASIN - S CENTRAL **Batch#:** 395408 **Prep:** EPA 3535
Type: SAMPLE **Sampled:** 02/13/26 **Analysis:** EPA 8270C-SIM
Lab ID: 553152-002 **Received:** 02/13/26 **Analyst:** ZFA
Matrix: Water **Prepared:** 02/14/26
DF: 1.000 **Analyzed:** 02/15/26

553152-002 Analyte	Result	RL	MDL	Units
1,4-Dioxane	**2.0**	1.0	0.84	ug/L

553152-002 Surrogate	%REC	Limits
1,4-Dioxane-d8 (SUR)	97	80-120

Field ID: SOUTH BASIN - W CENTRAL **Batch#:** 395408 **Prep:** EPA 3535
Type: SAMPLE **Sampled:** 02/13/26 **Analysis:** EPA 8270C-SIM
Lab ID: 553152-003 **Received:** 02/13/26 **Analyst:** ZFA
Matrix: Water **Prepared:** 02/14/26
DF: 1.000 **Analyzed:** 02/15/26

553152-003 Analyte	Result	RL	MDL	Units
1,4-Dioxane	**1.9**	1.0	0.84	ug/L

553152-003 Surrogate	%REC	Limits
1,4-Dioxane-d8 (SUR)	99	80-120

Type: BLANK **Batch#:** 395408 **Analysis:** EPA 8270C-SIM
Lab ID: QC1340760 **Prepared:** 02/14/26 **Analyst:** ZFA
Matrix: Water **Analyzed:** 02/14/26
DF: 1.000 **Prep:** EPA 3535

QC1340760 Analyte	Result	RL	MDL	Units
1,4-Dioxane	ND	1.0	0.84	ug/L

QC1340760 Surrogate	%REC	Limits
1,4-Dioxane-d8 (SUR)	102	80-120

Legend

MDL: Method Detection Limit
ND: Not Detected at or above MDL
RL: Reporting Limit

ENTHALPY ANALYTICAL

Organochlorine Pesticides

Lab #: 553152 **Project#:** CCLF STORMWATER

Client: Waste Connections **Location:** Stormwater Outlet

Field ID: SOUTH BASIN - NW CORNER **Batch#:** 395405 **Analyzed:** 02/14/26

Lab ID: 553152-001 **Sampled:** 02/13/26 **Prep:** EPA 3510C

Matrix: Water **Received:** 02/13/26 **Analysis:** EPA 8081A

DF: 0.9479 **Prepared:** 02/14/26 **Analyst:** HQN

553152-001 Analyte	Result	RL	MDL	Units
alpha-BHC	ND	0.05	0.009	ug/L
beta-BHC	ND	0.05	0.01	ug/L
gamma-BHC	ND	0.05	0.008	ug/L
delta-BHC	ND	0.05	0.01	ug/L
Heptachlor	ND	0.05	0.01	ug/L
Aldrin	ND	0.05	0.01	ug/L
Heptachlor epoxide	ND	0.05	0.009	ug/L
Endosulfan I	ND	0.05	0.01	ug/L
Dieldrin	ND	0.09	0.01	ug/L
4,4'-DDE	ND	0.09	0.01	ug/L
Endrin	ND	0.09	0.01	ug/L
Endosulfan II	ND	0.09	0.02	ug/L
Endosulfan sulfate	ND	0.09	0.01	ug/L
4,4'-DDD	ND	0.09	0.01	ug/L
Endrin aldehyde	ND	0.09	0.02	ug/L
Endrin ketone	ND	0.09	0.02	ug/L
4,4'-DDT	ND	0.09	0.03	ug/L
Methoxychlor	ND	0.09	0.03	ug/L
Toxaphene	ND	1.9	0.4	ug/L
Chlordane (Technical)	ND	0.9	0.2	ug/L

553152-001 Surrogate	%REC	Limits
TCMX	72	29-120
Decachlorobiphenyl	74	33-132

Legend

MDL: Method Detection Limit

ND: Not Detected at or above MDL

RL: Reporting Limit

ENTHALPY ANALYTICAL

Organochlorine Pesticides

Lab #: 553152 **Project#:** CCLF STORMWATER

Client: Waste Connections **Location:** Stormwater Outlet

Field ID:	SOUTH BASIN - S CENTRAL	**Batch#:**	395405	**Analyzed:**	02/14/26
Lab ID:	553152-002	**Sampled:**	02/13/26	**Prep:**	EPA 3510C
Matrix:	Water	**Received:**	02/13/26	**Analysis:**	EPA 8081A
DF:	0.9434	**Prepared:**	02/14/26	**Analyst:**	HQN

553152-002 Analyte	Result	RL	MDL	Units
alpha-BHC	ND	0.05	0.009	ug/L
beta-BHC	ND	0.05	0.01	ug/L
gamma-BHC	ND	0.05	0.008	ug/L
delta-BHC	ND	0.05	0.01	ug/L
Heptachlor	ND	0.05	0.01	ug/L
Aldrin	ND	0.05	0.01	ug/L
Heptachlor epoxide	ND	0.05	0.009	ug/L
Endosulfan I	ND	0.05	0.01	ug/L
Dieldrin	ND	0.09	0.01	ug/L
4,4'-DDE	ND	0.09	0.01	ug/L
Endrin	ND	0.09	0.01	ug/L
Endosulfan II	ND	0.09	0.02	ug/L
Endosulfan sulfate	ND	0.09	0.01	ug/L
4,4'-DDD	ND	0.09	0.01	ug/L
Endrin aldehyde	ND	0.09	0.02	ug/L
Endrin ketone	ND	0.09	0.02	ug/L
4,4'-DDT	ND	0.09	0.03	ug/L
Methoxychlor	ND	0.09	0.03	ug/L
Toxaphene	ND	1.9	0.4	ug/L
Chlordane (Technical)	ND	0.9	0.2	ug/L

553152-002 Surrogate	%REC	Limits
TCMX	74	29-120
Decachlorobiphenyl	76	33-132

Legend

MDL: Method Detection Limit

ND: Not Detected at or above MDL

RL: Reporting Limit

ENTHALPY ANALYTICAL

Organochlorine Pesticides

Lab #: 553152 **Project#:** CCLF STORMWATER

Client: Waste Connections **Location:** Stormwater Outlet

Field ID: SOUTH BASIN - W CENTRAL **Batch#:** 395405 **Analyzed:** 02/14/26

Lab ID: 553152-003 **Sampled:** 02/13/26 **Prep:** EPA 3510C

Matrix: Water **Received:** 02/13/26 **Analysis:** EPA 8081A

DF: 0.9390 **Prepared:** 02/14/26 **Analyst:** HQN

553152-003 Analyte	Result	RL	MDL	Units
alpha-BHC	ND	0.05	0.009	ug/L
beta-BHC	ND	0.05	0.01	ug/L
gamma-BHC	ND	0.05	0.008	ug/L
delta-BHC	ND	0.05	0.01	ug/L
Heptachlor	ND	0.05	0.01	ug/L
Aldrin	ND	0.05	0.01	ug/L
Heptachlor epoxide	ND	0.05	0.009	ug/L
Endosulfan I	ND	0.05	0.01	ug/L
Dieldrin	ND	0.09	0.01	ug/L
4,4'-DDE	ND	0.09	0.01	ug/L
Endrin	ND	0.09	0.01	ug/L
Endosulfan II	ND	0.09	0.02	ug/L
Endosulfan sulfate	ND	0.09	0.01	ug/L
4,4'-DDD	ND	0.09	0.01	ug/L
Endrin aldehyde	ND	0.09	0.02	ug/L
Endrin ketone	ND	0.09	0.02	ug/L
4,4'-DDT	ND	0.09	0.03	ug/L
Methoxychlor	ND	0.09	0.03	ug/L
Toxaphene	ND	1.9	0.4	ug/L
Chlordane (Technical)	ND	0.9	0.2	ug/L

553152-003 Surrogate	%REC	Limits
TCMX	76	29-120
Decachlorobiphenyl	82	33-132

Legend

MDL: Method Detection Limit

ND: Not Detected at or above MDL

RL: Reporting Limit

ENTHALPY ANALYTICAL

Total Organic Carbon by High-Temperature

Lab #: 553152 **Project#:** CCLF STORMWATER
Client: Waste Connections **Location:** Stormwater Outlet

Field ID: SOUTH BASIN - NW CORNER **Batch#:** 395353 **Prep:** SM 5310B
Type: SAMPLE **Sampled:** 02/13/26 **Analysis:** SM 5310B
Lab ID: 553152-001 **Received:** 02/13/26 **Analyst:** ARM
Matrix: Water **Prepared:** 02/13/26
DF: 1.000 **Analyzed:** 02/13/26

553152-001 Analyte	Result	RL	MDL	Units
Total Organic Carbon	**30**	1.0	0.49	mg/L

Field ID: SOUTH BASIN - S CENTRAL **Batch#:** 395353 **Prep:** SM 5310B
Type: SAMPLE **Sampled:** 02/13/26 **Analysis:** SM 5310B
Lab ID: 553152-002 **Received:** 02/13/26 **Analyst:** ARM
Matrix: Water **Prepared:** 02/13/26
DF: 1.000 **Analyzed:** 02/13/26

553152-002 Analyte	Result	RL	MDL	Units
Total Organic Carbon	**36**	1.0	0.49	mg/L

Field ID: SOUTH BASIN - W CENTRAL **Batch#:** 395353 **Prep:** SM 5310B
Type: SAMPLE **Sampled:** 02/13/26 **Analysis:** SM 5310B
Lab ID: 553152-003 **Received:** 02/13/26 **Analyst:** ARM
Matrix: Water **Prepared:** 02/13/26
DF: 1.000 **Analyzed:** 02/13/26

553152-003 Analyte	Result	RL	MDL	Units
Total Organic Carbon	**30**	1.0	0.49	mg/L

Type: BLANK **Batch#:** 395353 **Analysis:** SM 5310B
Lab ID: QC1340552 **Prepared:** 02/13/26 **Analyst:** ARM
Matrix: Water **Analyzed:** 02/13/26
DF: 1.000 **Prep:** SM 5310B

QC1340552 Analyte	Result	RL	MDL	Units
Total Organic Carbon	ND	1.0	0.49	mg/L

Legend
MDL: Method Detection Limit
ND: Not Detected at or above MDL
RL: Reporting Limit

ENTHALPY ANALYTICAL

Polychlorinated Biphenyls (PCBs)

Lab #: 553152 **Project#:** CCLF STORMWATER

Client: Waste Connections **Location:** Stormwater Outlet

Field ID: SOUTH BASIN - NW CORNER **Batch#:** 395405 **Analyzed:** 02/14/26

Lab ID: 553152-001 **Sampled:** 02/13/26 **Prep:** EPA 3510C

Matrix: Water **Received:** 02/13/26 **Analysis:** EPA 8082

DF: 0.9479 **Prepared:** 02/14/26 **Analyst:** HQN

553152-001 Analyte	Result	RL	MDL	Units
Aroclor-1016	ND	0.47	0.29	ug/L
Aroclor-1221	ND	0.47	0.44	ug/L
Aroclor-1232	ND	0.47	0.26	ug/L
Aroclor-1242	ND	0.47	0.27	ug/L
Aroclor-1248	ND	0.47	0.22	ug/L
Aroclor-1254	ND	0.47	0.25	ug/L
Aroclor-1260	ND	0.47	0.31	ug/L
Aroclor-1262	ND	0.47	0.28	ug/L
Aroclor-1268	ND	0.47	0.25	ug/L

553152-001 Surrogate	%REC	Limits
Decachlorobiphenyl (PCB)	62	28-138

Legend

MDL: Method Detection Limit

ND: Not Detected at or above MDL

RL: Reporting Limit

ENTHALPY ANALYTICAL

Polychlorinated Biphenyls (PCBs)

Lab #: 553152 **Project#:** CCLF STORMWATER

Client: Waste Connections **Location:** Stormwater Outlet

Field ID:	SOUTH BASIN - S CENTRAL	**Batch#:**	395405	**Analyzed:**	02/14/26
Lab ID:	553152-002	**Sampled:**	02/13/26	**Prep:**	EPA 3510C
Matrix:	Water	**Received:**	02/13/26	**Analysis:**	EPA 8082
DF:	0.9434	**Prepared:**	02/14/26	**Analyst:**	HQN

553152-002 Analyte	Result	RL	MDL	Units
Aroclor-1016	ND	0.47	0.29	ug/L
Aroclor-1221	ND	0.47	0.44	ug/L
Aroclor-1232	ND	0.47	0.26	ug/L
Aroclor-1242	ND	0.47	0.27	ug/L
Aroclor-1248	ND	0.47	0.22	ug/L
Aroclor-1254	ND	0.47	0.25	ug/L
Aroclor-1260	ND	0.47	0.31	ug/L
Aroclor-1262	ND	0.47	0.28	ug/L
Aroclor-1268	ND	0.47	0.24	ug/L

553152-002 Surrogate	%REC	Limits
Decachlorobiphenyl (PCB)	63	28-138

Legend

MDL: Method Detection Limit

ND: Not Detected at or above MDL

RL: Reporting Limit

ENTHALPY ANALYTICAL

Polychlorinated Biphenyls (PCBs)

Lab #: 553152 **Project#:** CCLF STORMWATER

Client: Waste Connections **Location:** Stormwater Outlet

Field ID:	SOUTH BASIN - W CENTRAL	**Batch#:**	395405	**Analyzed:**	02/14/26
Lab ID:	553152-003	**Sampled:**	02/13/26	**Prep:**	EPA 3510C
Matrix:	Water	**Received:**	02/13/26	**Analysis:**	EPA 8082
DF:	0.9390	**Prepared:**	02/14/26	**Analyst:**	HQN

553152-003 Analyte	Result	RL	MDL	Units
Aroclor-1016	ND	0.47	0.28	ug/L
Aroclor-1221	ND	0.47	0.44	ug/L
Aroclor-1232	ND	0.47	0.25	ug/L
Aroclor-1242	ND	0.47	0.27	ug/L
Aroclor-1248	ND	0.47	0.22	ug/L
Aroclor-1254	ND	0.47	0.25	ug/L
Aroclor-1260	ND	0.47	0.31	ug/L
Aroclor-1262	ND	0.47	0.27	ug/L
Aroclor-1268	ND	0.47	0.24	ug/L

553152-003 Surrogate	%REC	Limits
Decachlorobiphenyl (PCB)	67	28-138

Legend

MDL: Method Detection Limit

ND: Not Detected at or above MDL

RL: Reporting Limit

ENTHALPY ANALYTICAL

Metals Analytical Report

Lab #: 553152 **Project#:** CCLF STORMWATER
Client: Waste Connections **Location:** Stormwater Outlet

Field ID: SOUTH BASIN - NW CORNER **DF:** 1.000 **Prepared:** 02/13/26
Type: SAMPLE **Batch#:** 395362 **Prep:** EPA 3015A
Lab ID: 553152-001 **Sampled:** 02/13/26 **Analysis:** EPA 200.7
Matrix: Water **Received:** 02/13/26 **Analyst:** TWJ

553152-001 Analyte	Result	RL	MDL	Units	Analyzed
Calcium	**66**	0.10	0.022	mg/L	02/14/26
Iron	**4.8**	0.050	0.017	mg/L	02/15/26
Magnesium	**10**	0.10	0.010	mg/L	02/14/26
Potassium	**12**	0.50	0.15	mg/L	02/14/26
Sodium	**76**	0.50	0.017	mg/L	02/14/26

Field ID: SOUTH BASIN - S CENTRAL **DF:** 1.000 **Prepared:** 02/13/26
Type: SAMPLE **Batch#:** 395362 **Prep:** EPA 3015A
Lab ID: 553152-002 **Sampled:** 02/13/26 **Analysis:** EPA 200.7
Matrix: Water **Received:** 02/13/26 **Analyst:** TWJ

553152-002 Analyte	Result	RL	MDL	Units	Analyzed
Calcium	**100**	0.10	0.022	mg/L	02/14/26
Iron	**23**	0.050	0.017	mg/L	02/15/26
Magnesium	**19**	0.10	0.010	mg/L	02/14/26
Potassium	**22**	0.50	0.15	mg/L	02/14/26
Sodium	**83**	0.50	0.017	mg/L	02/14/26

Field ID: SOUTH BASIN - W CENTRAL **DF:** 1.000 **Prepared:** 02/13/26
Type: SAMPLE **Batch#:** 395362 **Prep:** EPA 3015A
Lab ID: 553152-003 **Sampled:** 02/13/26 **Analysis:** EPA 200.7
Matrix: Water **Received:** 02/13/26 **Analyst:** TWJ

553152-003 Analyte	Result	RL	MDL	Units	Analyzed
Calcium	**65**	0.10	0.022	mg/L	02/14/26
Iron	**2.0**	0.050	0.017	mg/L	02/15/26
Magnesium	**10**	0.10	0.010	mg/L	02/14/26
Potassium	**14**	0.50	0.15	mg/L	02/14/26
Sodium	**78**	0.50	0.017	mg/L	02/14/26

Type: BLANK **DF:** 1.000 **Prep:** EPA 3015A
Lab ID: QC1340600 **Batch#:** 395362 **Analysis:** EPA 200.7
Matrix: Water **Prepared:** 02/13/26 **Analyst:** TWJ

QC1340600 Analyte	Result	RL	MDL	Units	Analyzed
Calcium	ND	0.10	0.022	mg/L	02/14/26
Iron	ND	0.050	0.017	mg/L	02/15/26
Magnesium	ND	0.10	0.010	mg/L	02/14/26
Potassium	ND	0.50	0.15	mg/L	02/14/26
Sodium	ND	0.50	0.017	mg/L	02/14/26

Legend

MDL: Method Detection Limit
ND: Not Detected at or above MDL
RL: Reporting Limit

ENTHALPY ANALYTICAL

Metals Analytical Report

Lab #: 553152 **Project#:** CCLF STORMWATER

Client: Waste Connections **Location:** Stormwater Outlet

Field ID:	SOUTH BASIN - NW CORNER	**Batch#:**	395413	**Analyzed:**	02/15/26
Lab ID:	553152-001	**Sampled:**	02/13/26	**Prep:**	EPA 3015A
Matrix:	Water	**Received:**	02/13/26	**Analysis:**	EPA 200.8
DF:	1.000	**Prepared:**	02/14/26	**Analyst:**	KCD

553152-001 Analyte	Result	RL	MDL	Units	Qual
Antimony	**2.1**	2.0	1.0	ug/L	
Arsenic	**6.8**	2.0	0.27	ug/L	
Barium	**57**	5.0	0.44	ug/L	
Beryllium	**0.32 J**	1.0	0.060	ug/L	B
Boron	NA				
Cadmium	ND	1.0	0.072	ug/L	
Chromium	**6.4**	5.0	0.43	ug/L	
Cobalt	**2.5**	1.0	0.090	ug/L	
Copper	**12**	3.0	0.96	ug/L	
Lead	**2.3 J**	5.0	0.23	ug/L	
Manganese	**87**	10	3.8	ug/L	
Nickel	**6.4**	5.0	1.3	ug/L	
Selenium	**4.2**	4.0	1.9	ug/L	
Silver	ND	5.0	0.37	ug/L	
Thallium	ND	1.0	0.25	ug/L	
Tin	ND	5.0	1.5	ug/L	
Vanadium	**14**	5.0	0.36	ug/L	
Zinc	**15**	10	7.6	ug/L	

Legend

NA: Not Analyzed
B: Contamination found in associated Method Blank
J: Estimated value
MDL: Method Detection Limit
ND: Not Detected at or above MDL
RL: Reporting Limit

ENTHALPY ANALYTICAL

Metals Analytical Report

Lab #: 553152 **Project#:** CCLF STORMWATER
Client: Waste Connections **Location:** Stormwater Outlet

Field ID: SOUTH BASIN - NW CORNER **Batch#:** 395394 **Prep:** EPA 245.1
Type: SAMPLE **Sampled:** 02/13/26 **Analysis:** EPA 245.1
Lab ID: 553152-001 **Received:** 02/13/26 **Analyst:** KCD
Matrix: Water **Prepared:** 02/14/26
DF: 1.000 **Analyzed:** 02/14/26

553152-001 Analyte	Result	RL	MDL	Units
Mercury	ND	0.40	0.091	ug/L

Field ID: SOUTH BASIN - S CENTRAL **Batch#:** 395394 **Prep:** EPA 245.1
Type: SAMPLE **Sampled:** 02/13/26 **Analysis:** EPA 245.1
Lab ID: 553152-002 **Received:** 02/13/26 **Analyst:** KCD
Matrix: Water **Prepared:** 02/14/26
DF: 1.000 **Analyzed:** 02/14/26

553152-002 Analyte	Result	RL	MDL	Units
Mercury	**0.12 J**	0.40	0.091	ug/L

Field ID: SOUTH BASIN - W CENTRAL **Batch#:** 395394 **Prep:** EPA 245.1
Type: SAMPLE **Sampled:** 02/13/26 **Analysis:** EPA 245.1
Lab ID: 553152-003 **Received:** 02/13/26 **Analyst:** KCD
Matrix: Water **Prepared:** 02/14/26
DF: 1.000 **Analyzed:** 02/14/26

553152-003 Analyte	Result	RL	MDL	Units
Mercury	ND	0.40	0.091	ug/L

Type: BLANK **Batch#:** 395394 **Analysis:** EPA 245.1
Lab ID: QC1340688 **Prepared:** 02/14/26 **Analyst:** KCD
Matrix: Water **Analyzed:** 02/14/26
DF: 1.000 **Prep:** EPA 245.1

QC1340688 Analyte	Result	RL	MDL	Units
Mercury	ND	0.40	0.091	ug/L

Legend

J: Estimated value
MDL: Method Detection Limit
ND: Not Detected at or above MDL
RL: Reporting Limit

ENTHALPY ANALYTICAL

Metals Analytical Report

Lab #: 553152 **Project#:** CCLF STORMWATER

Client: Waste Connections **Location:** Stormwater Outlet

Field ID:	SOUTH BASIN - S CENTRAL	**Batch#:**	395413	**Analyzed:**	02/15/26
Lab ID:	553152-002	**Sampled:**	02/13/26	**Prep:**	EPA 3015A
Matrix:	Water	**Received:**	02/13/26	**Analysis:**	EPA 200.8
DF:	1.000	**Prepared:**	02/14/26	**Analyst:**	KCD

553152-002 Analyte	Result	RL	MDL	Units	Qual
Antimony	**1.7 J**	2.0	1.0	ug/L	
Arsenic	**12**	2.0	0.27	ug/L	
Barium	**230**	5.0	0.44	ug/L	
Beryllium	**1.1**	1.0	0.060	ug/L	B
Boron	NA				
Cadmium	**0.40 J**	1.0	0.072	ug/L	
Chromium	**23**	5.0	0.43	ug/L	
Cobalt	**12**	1.0	0.090	ug/L	
Copper	**35**	3.0	0.96	ug/L	
Lead	**20**	5.0	0.23	ug/L	
Manganese	**410**	10	3.8	ug/L	
Nickel	**23**	5.0	1.3	ug/L	
Selenium	**5.3**	4.0	1.9	ug/L	
Silver	ND	5.0	0.37	ug/L	
Thallium	ND	1.0	0.25	ug/L	
Tin	ND	5.0	1.5	ug/L	
Vanadium	**47**	5.0	0.36	ug/L	
Zinc	**110**	10	7.6	ug/L	

Legend

NA: Not Analyzed
B: Contamination found in associated Method Blank
J: Estimated value
MDL: Method Detection Limit
ND: Not Detected at or above MDL
RL: Reporting Limit

ENTHALPY ANALYTICAL

Metals Analytical Report

Lab #: 553152 **Project#:** CCLF STORMWATER

Client: Waste Connections **Location:** Stormwater Outlet

Field ID:	SOUTH BASIN - W CENTRAL	**Batch#:**	395413	**Analyzed:**	02/15/26
Lab ID:	553152-003	**Sampled:**	02/13/26	**Prep:**	EPA 3015A
Matrix:	Water	**Received:**	02/13/26	**Analysis:**	EPA 200.8
DF:	1.000	**Prepared:**	02/14/26	**Analyst:**	KCD

553152-003 Analyte	Result	RL	MDL	Units	Qual
Antimony	**1.7 J**	2.0	1.0	ug/L	
Arsenic	**6.9**	2.0	0.27	ug/L	
Barium	**43**	5.0	0.44	ug/L	
Beryllium	**0.19 J**	1.0	0.060	ug/L	B
Boron	NA				
Cadmium	ND	1.0	0.072	ug/L	
Chromium	**4.0 J**	5.0	0.43	ug/L	
Cobalt	**1.7**	1.0	0.090	ug/L	
Copper	**10**	3.0	0.96	ug/L	
Lead	**1.7 J**	5.0	0.23	ug/L	
Manganese	**53**	10	3.8	ug/L	
Nickel	**4.9 J**	5.0	1.3	ug/L	
Selenium	**4.1**	4.0	1.9	ug/L	
Silver	ND	5.0	0.37	ug/L	
Thallium	ND	1.0	0.25	ug/L	
Tin	ND	5.0	1.5	ug/L	
Vanadium	**10**	5.0	0.36	ug/L	
Zinc	**12**	10	7.6	ug/L	

Legend

NA: Not Analyzed
B: Contamination found in associated Method Blank
J: Estimated value
MDL: Method Detection Limit
ND: Not Detected at or above MDL
RL: Reporting Limit

ENTHALPY ANALYTICAL

Total Oil & Grease (HEM)

Lab #: 553152 **Project#:** CCLF STORMWATER
Client: Waste Connections **Location:** Stormwater Outlet

Field ID: SOUTH BASIN - NW CORNER **DF:** 0.9804 **Analyzed:** 02/15/26
Type: SAMPLE **Batch#:** 395420 **Prep:** METHOD
Lab ID: 553152-001 **Sampled:** 02/13/26 **Analysis:** EPA 1664A
Matrix: Water **Received:** 02/13/26 **Analyst:** JAG

553152-001 Analyte	Result	RL	MDL	Units
Total Oil and Grease	ND	4.9	0.95	mg/L

Field ID: SOUTH BASIN - S CENTRAL **DF:** 0.9901 **Analyzed:** 02/15/26
Type: SAMPLE **Batch#:** 395420 **Prep:** METHOD
Lab ID: 553152-002 **Sampled:** 02/13/26 **Analysis:** EPA 1664A
Matrix: Water **Received:** 02/13/26 **Analyst:** JAG

553152-002 Analyte	Result	RL	MDL	Units
Total Oil and Grease	ND	5.0	0.96	mg/L

Field ID: SOUTH BASIN - W CENTRAL **DF:** 0.9852 **Analyzed:** 02/15/26
Type: SAMPLE **Batch#:** 395420 **Prep:** METHOD
Lab ID: 553152-003 **Sampled:** 02/13/26 **Analysis:** EPA 1664A
Matrix: Water **Received:** 02/13/26 **Analyst:** JAG

553152-003 Analyte	Result	RL	MDL	Units
Total Oil and Grease	ND	4.9	0.96	mg/L

Type: BLANK **DF:** 1.000 **Prep:** METHOD
Lab ID: QC1340801 **Batch#:** 395420 **Analysis:** EPA 1664A
Matrix: Water **Analyzed:** 02/15/26 **Analyst:** JAG

QC1340801 Analyte	Result	RL	MDL	Units
Total Oil and Grease	ND	5.0	0.97	mg/L

Legend

MDL: Method Detection Limit
ND: Not Detected at or above MDL
RL: Reporting Limit

ENTHALPY ANALYTICAL

Alkalinity

Lab #: 553152 **Project#:** CCLF STORMWATER
Client: Waste Connections **Location:** Stormwater Outlet

Field ID: SOUTH BASIN - NW CORNER **DF:** 2.500 **Analyzed:** 02/13/26
Type: SAMPLE **Batch#:** 395344 **Prep:** METHOD
Lab ID: 553152-001 **Sampled:** 02/13/26 **Analysis:** SM2320B
Matrix: Water **Received:** 02/13/26 **Analyst:** WWC

553152-001 Analyte	Result	RL	Units
Bicarbonate	**140**	6.0	mg/L
Alkalinity, Total as CaCO3	**130**	5.0	mg/L

Field ID: SOUTH BASIN - S CENTRAL **DF:** 2.500 **Analyzed:** 02/13/26
Type: SAMPLE **Batch#:** 395344 **Prep:** METHOD
Lab ID: 553152-002 **Sampled:** 02/13/26 **Analysis:** SM2320B
Matrix: Water **Received:** 02/13/26 **Analyst:** WWC

553152-002 Analyte	Result	RL	Units
Bicarbonate	**200**	6.0	mg/L
Alkalinity, Total as CaCO3	**190**	5.0	mg/L

Field ID: SOUTH BASIN - W CENTRAL **DF:** 2.500 **Analyzed:** 02/13/26
Type: SAMPLE **Batch#:** 395344 **Prep:** METHOD
Lab ID: 553152-003 **Sampled:** 02/13/26 **Analysis:** SM2320B
Matrix: Water **Received:** 02/13/26 **Analyst:** WWC

553152-003 Analyte	Result	RL	Units
Bicarbonate	**130**	6.0	mg/L
Alkalinity, Total as CaCO3	**150**	5.0	mg/L

Type: BLANK **DF:** 1.000 **Prep:** METHOD
Lab ID: QC1340523 **Batch#:** 395344 **Analysis:** SM2320B
Matrix: Water **Analyzed:** 02/13/26 **Analyst:** WWC

QC1340523 Analyte	Result	RL	Units
Bicarbonate	ND	2.0	mg/L
Alkalinity, Total as CaCO3	ND	2.0	mg/L

Legend
ND: Not Detected
RL: Reporting Limit

Chemical Oxygen Demand

Lab #: 553152 **Project#:** CCLF STORMWATER
Client: Waste Connections **Location:** Stormwater Outlet

Field ID: SOUTH BASIN - NW CORNER **Batch#:** 395376 **Prep:** SM 5220D
Type: SAMPLE **Sampled:** 02/13/26 **Analysis:** SM5220D
Lab ID: 553152-001 **Received:** 02/13/26 **Analyst:** ARM
Matrix: Water **Prepared:** 02/14/26
DF: 1.000 **Analyzed:** 02/14/26

553152-001 Analyte	Result	RL	MDL	Units
Chemical Oxygen Demand	**80**	4.0	2.0	mg/L

Field ID: SOUTH BASIN - S CENTRAL **Batch#:** 395376 **Prep:** SM 5220D
Type: SAMPLE **Sampled:** 02/13/26 **Analysis:** SM5220D
Lab ID: 553152-002 **Received:** 02/13/26 **Analyst:** ARM
Matrix: Water **Prepared:** 02/14/26
DF: 1.000 **Analyzed:** 02/14/26

553152-002 Analyte	Result	RL	MDL	Units
Chemical Oxygen Demand	**87**	4.0	2.0	mg/L

Field ID: SOUTH BASIN - W CENTRAL **Batch#:** 395376 **Prep:** SM 5220D
Type: SAMPLE **Sampled:** 02/13/26 **Analysis:** SM5220D
Lab ID: 553152-003 **Received:** 02/13/26 **Analyst:** ARM
Matrix: Water **Prepared:** 02/14/26
DF: 1.000 **Analyzed:** 02/14/26

553152-003 Analyte	Result	RL	MDL	Units
Chemical Oxygen Demand	**92**	4.0	2.0	mg/L

Type: BLANK **Batch#:** 395376 **Analysis:** SM5220D
Lab ID: QC1340639 **Prepared:** 02/14/26 **Analyst:** ARM
Matrix: Water **Analyzed:** 02/14/26
DF: 1.000 **Prep:** SM 5220D

QC1340639 Analyte	Result	RL	MDL	Units
Chemical Oxygen Demand	ND	4.0	2.0	mg/L

Legend
MDL: Method Detection Limit
ND: Not Detected at or above MDL
RL: Reporting Limit

ENTHALPY ANALYTICAL

Conductivity

Lab #: 553152 **Project#:** CCLF STORMWATER
Client: Waste Connections **Location:** Stormwater Outlet

Field ID: SOUTH BASIN - NW CORNER **Batch#:** 395357 **Prep:** METHOD
Lab ID: 553152-001 **Sampled:** 02/13/26 **Analysis:** SM2510B
Matrix: Water **Received:** 02/13/26 **Analyst:** CDR
DF: 1.000 **Analyzed:** 02/13/26

553152-001 Analyte	Result	RL	Units
Specific Conductance	**770**	1.0	umhos/cm

Field ID: SOUTH BASIN - S CENTRAL **Batch#:** 395357 **Prep:** METHOD
Lab ID: 553152-002 **Sampled:** 02/13/26 **Analysis:** SM2510B
Matrix: Water **Received:** 02/13/26 **Analyst:** CDR
DF: 1.000 **Analyzed:** 02/13/26

553152-002 Analyte	Result	RL	Units
Specific Conductance	**860**	1.0	umhos/cm

Field ID: SOUTH BASIN - W CENTRAL **Batch#:** 395357 **Prep:** METHOD
Lab ID: 553152-003 **Sampled:** 02/13/26 **Analysis:** SM2510B
Matrix: Water **Received:** 02/13/26 **Analyst:** CDR
DF: 1.000 **Analyzed:** 02/13/26

553152-003 Analyte	Result	RL	Units
Specific Conductance	**780**	1.0	umhos/cm

Legend
RL: Reporting Limit

ENTHALPY ANALYTICAL

Sulfide

Lab #: 553152 **Project#:** CCLF STORMWATER
Client: Waste Connections **Location:** Stormwater Outlet

Field ID: SOUTH BASIN - NW CORNER **DF:** 1.000 **Analyzed:** 02/13/26
Type: SAMPLE **Batch#:** 395371 **Prep:** METHOD
Lab ID: 553152-001 **Sampled:** 02/13/26 **Analysis:** SM 4500-S2-D
Matrix: Water **Received:** 02/13/26 **Analyst:** TXC

553152-001 Analyte	Result	RL	Units
Sulfide	ND	0.10	mg/L

Field ID: SOUTH BASIN - S CENTRAL **DF:** 1.000 **Analyzed:** 02/13/26
Type: SAMPLE **Batch#:** 395371 **Prep:** METHOD
Lab ID: 553152-002 **Sampled:** 02/13/26 **Analysis:** SM 4500-S2-D
Matrix: Water **Received:** 02/13/26 **Analyst:** TXC

553152-002 Analyte	Result	RL	Units
Sulfide	ND	0.10	mg/L

Field ID: SOUTH BASIN - W CENTRAL **DF:** 1.000 **Analyzed:** 02/13/26
Type: SAMPLE **Batch#:** 395371 **Prep:** METHOD
Lab ID: 553152-003 **Sampled:** 02/13/26 **Analysis:** SM 4500-S2-D
Matrix: Water **Received:** 02/13/26 **Analyst:** TXC

553152-003 Analyte	Result	RL	Units
Sulfide	ND	0.10	mg/L

Type: BLANK **DF:** 1.000 **Prep:** METHOD
Lab ID: QC1340626 **Batch#:** 395371 **Analysis:** SM 4500-S2-D
Matrix: Water **Analyzed:** 02/13/26 **Analyst:** TXC

QC1340626 Analyte	Result	RL	Units
Sulfide	ND	0.10	mg/L

Legend
ND: Not Detected
RL: Reporting Limit

ENTHALPY ANALYTICAL

Total Dissolved Solids (TDS)

Lab #: 553152 **Project#:** CCLF STORMWATER
Client: Waste Connections **Location:** Stormwater Outlet

Field ID: SOUTH BASIN - NW CORNER **Batch#:** 395339 **Prep:** METHOD
Type: SAMPLE **Sampled:** 02/13/26 **Analysis:** SM2540C
Lab ID: 553152-001 **Received:** 02/13/26 **Analyst:** CDR
Matrix: Water **Prepared:** 02/13/26
DF: 2.000 **Analyzed:** 02/15/26

553152-001 Analyte	Result	RL	Units
Total Dissolved Solids	**570**	20	mg/L

Field ID: SOUTH BASIN - S CENTRAL **Batch#:** 395339 **Prep:** METHOD
Type: SAMPLE **Sampled:** 02/13/26 **Analysis:** SM2540C
Lab ID: 553152-002 **Received:** 02/13/26 **Analyst:** CDR
Matrix: Water **Prepared:** 02/13/26
DF: 2.000 **Analyzed:** 02/15/26

553152-002 Analyte	Result	RL	Units
Total Dissolved Solids	**650**	20	mg/L

Field ID: SOUTH BASIN - W CENTRAL **Batch#:** 395339 **Prep:** METHOD
Type: SAMPLE **Sampled:** 02/13/26 **Analysis:** SM2540C
Lab ID: 553152-003 **Received:** 02/13/26 **Analyst:** CDR
Matrix: Water **Prepared:** 02/13/26
DF: 2.000 **Analyzed:** 02/15/26

553152-003 Analyte	Result	RL	Units
Total Dissolved Solids	**560**	20	mg/L

Type: BLANK **Batch#:** 395339 **Analysis:** SM2540C
Lab ID: QC1340511 **Prepared:** 02/13/26 **Analyst:** CDR
Matrix: Water **Analyzed:** 02/15/26
DF: 1.000 **Prep:** METHOD

QC1340511 Analyte	Result	RL	Units
Total Dissolved Solids	ND	10	mg/L

Legend
ND: Not Detected
RL: Reporting Limit

ENTHALPY ANALYTICAL

Total Phenolics

Lab #: 553152 **Project#:** CCLF STORMWATER
Client: Waste Connections **Location:** Stormwater Outlet

Field ID: SOUTH BASIN - NW CORNER **DF:** 1.000 **Analyzed:** 02/13/26
Type: SAMPLE **Batch#:** 395317 **Prep:** METHOD
Lab ID: 553152-001 **Sampled:** 02/13/26 **Analysis:** EPA 420.1
Matrix: Water **Received:** 02/13/26 **Analyst:** LVL

553152-001 Analyte	Result	RL	MDL	Units
Total Phenolics	**0.011**	0.010	0.0056	mg/L

Field ID: SOUTH BASIN - S CENTRAL **DF:** 1.000 **Analyzed:** 02/13/26
Type: SAMPLE **Batch#:** 395317 **Prep:** METHOD
Lab ID: 553152-002 **Sampled:** 02/13/26 **Analysis:** EPA 420.1
Matrix: Water **Received:** 02/13/26 **Analyst:** LVL

553152-002 Analyte	Result	RL	MDL	Units
Total Phenolics	ND	0.010	0.0056	mg/L

Field ID: SOUTH BASIN - W CENTRAL **DF:** 1.000 **Analyzed:** 02/13/26
Type: SAMPLE **Batch#:** 395317 **Prep:** METHOD
Lab ID: 553152-003 **Sampled:** 02/13/26 **Analysis:** EPA 420.1
Matrix: Water **Received:** 02/13/26 **Analyst:** LVL

553152-003 Analyte	Result	RL	MDL	Units
Total Phenolics	ND	0.010	0.0056	mg/L

Type: BLANK **DF:** 1.000 **Prep:** METHOD
Lab ID: QC1340433 **Batch#:** 395317 **Analysis:** EPA 420.1
Matrix: Water **Analyzed:** 02/13/26 **Analyst:** LVL

QC1340433 Analyte	Result	RL	MDL	Units
Total Phenolics	ND	0.010	0.0056	mg/L

Legend

MDL: Method Detection Limit
ND: Not Detected at or above MDL
RL: Reporting Limit

ENTHALPY ANALYTICAL

Total Suspended Solids (TSS)

Lab #: 553152 **Project#:** CCLF STORMWATER
Client: Waste Connections **Location:** Stormwater Outlet

Field ID: SOUTH BASIN - NW CORNER **Batch#:** 395360 **Prep:** METHOD
Type: SAMPLE **Sampled:** 02/13/26 **Analysis:** SM2540D
Lab ID: 553152-001 **Received:** 02/13/26 **Analyst:** CKN
Matrix: Water **Prepared:** 02/13/26
DF: 1.000 **Analyzed:** 02/14/26

553152-001 Analyte	Result	RL	Units
Total Suspended Solids	**100**	0.5	mg/L

Field ID: SOUTH BASIN - S CENTRAL **Batch#:** 395360 **Prep:** METHOD
Type: SAMPLE **Sampled:** 02/13/26 **Analysis:** SM2540D
Lab ID: 553152-002 **Received:** 02/13/26 **Analyst:** CKN
Matrix: Water **Prepared:** 02/13/26
DF: 1.000 **Analyzed:** 02/14/26

553152-002 Analyte	Result	RL	Units
Total Suspended Solids	**1,400**	0.5	mg/L

Field ID: SOUTH BASIN - W CENTRAL **Batch#:** 395360 **Prep:** METHOD
Type: SAMPLE **Sampled:** 02/13/26 **Analysis:** SM2540D
Lab ID: 553152-003 **Received:** 02/13/26 **Analyst:** CKN
Matrix: Water **Prepared:** 02/13/26
DF: 1.000 **Analyzed:** 02/14/26

553152-003 Analyte	Result	RL	Units
Total Suspended Solids	**61**	0.5	mg/L

Type: BLANK **Batch#:** 395360 **Analysis:** SM2540D
Lab ID: QC1340590 **Prepared:** 02/13/26 **Analyst:** CKN
Matrix: Water **Analyzed:** 02/14/26
DF: 1.000 **Prep:** METHOD

QC1340590 Analyte	Result	RL	Units
Total Suspended Solids	ND	0.5	mg/L

Legend
ND: Not Detected
RL: Reporting Limit

ENTHALPY ANALYTICAL

Turbidity

Lab #: 553152 **Project#:** CCLF STORMWATER

Client: Waste Connections **Location:** Stormwater Outlet

Field ID: SOUTH BASIN - NW CORNER **Batch#:** 395367 **Prep:**
Lab ID: 553152-001 **Sampled:** 02/13/26 09:03 **Analysis:** SM2130B
Matrix: Water **Received:** 02/13/26 **Analyst:** CDR
DF: 1.000 **Analyzed:** 02/13/26 19:24

553152-001 Analyte	Result	RL	MDL	Units
Turbidity	**120**	0.20	0.12	NTU

Field ID: SOUTH BASIN - S CENTRAL **Batch#:** 395367 **Prep:**
Lab ID: 553152-002 **Sampled:** 02/13/26 09:16 **Analysis:** SM2130B
Matrix: Water **Received:** 02/13/26 **Analyst:** CDR
DF: 1.000 **Analyzed:** 02/13/26 19:24

553152-002 Analyte	Result	RL	MDL	Units
Turbidity	**1,300**	0.20	0.12	NTU

Field ID: SOUTH BASIN - W CENTRAL **Batch#:** 395367 **Prep:**
Lab ID: 553152-003 **Sampled:** 02/13/26 11:08 **Analysis:** SM2130B
Matrix: Water **Received:** 02/13/26 **Analyst:** CDR
DF: 1.000 **Analyzed:** 02/13/26 19:24

553152-003 Analyte	Result	RL	MDL	Units
Turbidity	**67**	0.20	0.12	NTU

Legend

MDL: Method Detection Limit

RL: Reporting Limit

Enthalpy Analytical
931 West Barkley Ave
Orange, CA 92868
(714) 771-6900

enthalpy.com

Lab Job Number : 553203
Report Level : II
Report Date : 03/09/2026

Analytical Report *prepared for:*

Matt Breuer
Waste Connections
Chiquita Canyon Landfill
29201 Henry Mayo Drive
Castaic, CA 91384

Project: CCLF STORMWATER - Chiquita Canyon Stormwater

Authorized for release by:

David Tripp, Project Manager
657-581-4710
david.tripp@enthalpy.com

This data package has been reviewed for technical correctness and completeness. Release of this data has been authorized by the Laboratory Manager or the Manager's designee, as verified by the above signature which applies to this PDF file as well as any associated electronic data deliverable files. The results contained in this report meet all requirements of NELAP and pertain only to those samples which were submitted for analysis. This report may be reproduced only in its entirety.

CA ELAP# 1338, CA ELAP #1338-S1, NELAP# 4038, SCAQMD LAP# 18LA0518, LACSD ID# 10105, ORELAP# 4197

ENTHALPY ANALYTICAL

Sample Summary

Matt Breuer Waste Connections Chiquita Canyon Landfill 29201 Henry Mayo Drive Castaic, CA 91384	Lab Job #: Project No: Location: Date Received:	553203 CCLF STORMWATER Chiquita Canyon Stormwater 02/15/26

Sample ID	Lab ID	Collected	Matrix
SOUTH BASIN - WESTERN INLET	553203-001	02/15/26 14:20	Water

Case Narrative

Waste Connections Chiquita Canyon Landfill 29201 Henry Mayo Drive Castaic, CA 91384 Matt Breuer	Lab Job Number: 553203 Project No: CCLF STORMWATER Location: Chiquita Canyon Stormwater Date Received: 02/15/26

This data package contains sample and QC results for one water sample, requested for the above referenced project on 02/16/26. The sample was received in good condition.

Volatile Organics by GC/MS (EPA 8260B):

- SOUTH BASIN - WESTERN INLET (lab # 553203-001) had pH greater than 2.
- No other analytical problems were encountered.

Semivolatile Organics by GC/MS (EPA 8270E):

- High response was observed for 2,4-dinitrotoluene in the CCV analyzed 02/15/26 17:20; affected data was qualified with "b".
- Low surrogate recovery was observed for phenol-d6 in the method blank for batch 395436.
- No other analytical problems were encountered.

Semivolatile Organics by GC/MS (EPA 625.1):

- Low surrogate recovery was observed for terphenyl-d14 in SOUTH BASIN - WESTERN INLET (lab # 553203-001).
- Low surrogate recoveries were observed for 2-fluorophenol in SOUTH BASIN - WESTERN INLET (lab # 553203-001) and the method blank/BS for batch 395436.
- Low surrogate recoveries were observed for phenol-d6 in SOUTH BASIN - WESTERN INLET (lab # 553203-001) and the method blank/BS/BSD for batch 395436.
- Low surrogate recoveries were observed for 2,4,6-tribromophenol in SOUTH BASIN - WESTERN INLET (lab # 553203-001) and the method blank for batch 395436.
- Low surrogate recoveries were observed for 2-fluorobiphenyl in SOUTH BASIN - WESTERN INLET (lab # 553203-001) and the method blank for batch 395436.
- No other analytical problems were encountered.

Semivolatile Organics by GC/MS SIM (EPA 8270C-SIM):
No analytical problems were encountered.

Pesticides (EPA 8081A):
No analytical problems were encountered.

Total Organic Carbon by IR (SM 5310B):
No analytical problems were encountered.

PCBs (EPA 8082):
No analytical problems were encountered.

Metals (EPA 200.7, EPA 200.8, and EPA 245.1):
No analytical problems were encountered.

Ion Chromatography (EPA 300.0):
No analytical problems were encountered.

Conductivity (SM2510B):
No analytical problems were encountered.

Total Oil & Grease (HEM) (EPA 1664A):

- Matrix spikes were not performed for this analysis due to insufficient sample volume.
- No analytical problems were encountered.

Total Phenolics (EPA 420.1):
No analytical problems were encountered.

Alkalinity (SM2320B):
No analytical problems were encountered.

Sulfide (SM 4500-S2-D):
No analytical problems were encountered.

Total Dissolved Solids (TDS) (SM2540C):
No analytical problems were encountered.

Total Suspended Solids (TSS) (SM2540D):
No analytical problems were encountered.

Chemical Oxygen Demand (SM5220D):
No analytical problems were encountered.

Biochemical Oxygen Demand (SM5210B):
No analytical problems were encountered.

Turbidity (SM2130B):
No analytical problems were encountered.

Cyanide - Semi-Automated Method (SM 4500-CN-E and SM 4500-CN-E):
No analytical problems were encountered.

Coliform - 9221 Tests (SM 9221B and SM 9221F):
No analytical problems were encountered.

Ammonia and TKN- Semi-Automated Method (SM 4500-NH3-G):
No analytical problems were encountered.

Organophosphorus Pesticides (EPA 8141A):
Pace Laboratories in Bakersfield, CA performed the analysis (see sublab report section for certifications). Please see the Pace Laboratories case narrative.

8151A Chlorinated Herbicides (EPA 8151A):
McCampbell Analytical, Inc. in Pittsburg, CA performed the analysis (NELAP certified). Please see the McCampbell Analytical, Inc. case narrative.

RSK-175 CO2 (RSK-175):
McCampbell Analytical, Inc. in Pittsburg, CA performed the analysis (see sublab report section for certifications). Please see the McCampbell Analytical, Inc. case narrative.

Dioxins & Furans (EPA 8290):
Enthalpy - El Dorado Hills in El Dorado Hills, CA performed the analysis (see sublab report section for certifications). Please see the Enthalpy - El Dorado Hills case narrative.

ENTHALPY ANALYTICAL

Chain of Custody Record

Lab No: 553203

Page: 1 of 3

Turn Around Time (rush by advanced notice only)

Standard:		5 Day:		3 Day:	
2 Day:		1 Day:	X	Custom TAT:	

Enthalpy Analytical - Orange

931 W. Barkley Avenue, Orange, CA 92868

Phone 714-771-6900

Matrix: A = Air S = Soil/Solid
W = Water DW = Drinking Wate SD = Sediment
PP = Pure Product SEA = Sea Water
SW = Swab T = Tissue WP = Wipe O = Other

Preservatives:
1 = $Na_2S_2O_3$ 2 = HCl 3 = HNO_3
4 = H_2SO_4 5 = NaOH 6 = Other

Sample Receipt Temp:

(lab use only)

CUSTOMER INFORMATION		PROJECT INFORMATION	
Company:	Chiquita Canyon, LLC	Name:	Stormwater Outlet
Report To:	Matt Breuer	Number:	
Email:	matthew.breuer@wasteconnection	P.O. #:	
Address:	29201 Henry Mayo Drive	Address:	29201 Henry Mayo Drive
	Castaic, CA 91384		Castaic, CA 91384
Phone:	682-559-3880	Global ID:	
Fax:		Sampled By:	CH, GA

Analysis Request

	Sample ID	Sampling Date	Sampling Time	Matrix	Container No. / Size	Pres.	200.7/200.8 Metals (see comments)	245.1 Mercury	4500-CN-E Cyanide	8081 Pesticides / 8082 PCBs	8141 Organophosphorous Pesticides	8151 Herbicides	8260 VOCs	8260 Acrolein/Acrylonitrile	8270C	8290 2,3,7,8-TCDD	Test Instructions / Comments
1	South Basin - Western Inlet	02/15/26	1420	W	31	1,2,4,6	X	X	X	X	X	X	X	X	X	X	Temp: 18.3°C, pH 6.76
2																	
3																	1R10
4																	4.3/4.5 3.5/3.7
5																	ice bagged
6																	
7																	
8																	
9																	
10																	

Test Instructions / Comments

200.8 - Ag, As, B, Ba, Be, Cd, Co, Cr, Cu, Ni, Mn, Pb, Sb, Se, Sn, Tl, V, Zn
200.7 - Fe, Ca, K, Mg, Na

Additional email recipients:
matt.breuer@wasteconnections.com
stormwater@wasteconnections.com
tmb@swteng.com
aav@swteng.com

Direct invoices to:
Maribel Bolanos
(661) 257-3665

Login 553203

	Signature	Print Name	Company / Title	Date / Time
1 Relinquished By:	[signature]	G. [signature]	CTBH	2/15/26 1700
1 Received By:	[signature]	Michael Kynner	EA	2/16/26 0815
2 Relinquished By:				
2 Received By:				
3 Relinquished By:				
3 Received By:				

ENTHALPY ANALYTICAL

Chain of Custody Record

Lab No:

Page: 2 of 3

Turn Around Time (rush by advanced notice only)

Standard:		5 Day:		3 Day:	
2 Day:		1 Day:	X	Custom TAT:	

Enthalpy Analytical - Orange

931 W. Barkley Avenue, Orange, CA 92868

Phone 714-771-6900

Matrix: A = Air S = Soil/Solid
W = Water DW = Drinking Wate SD = Sediment
PP = Pure Product SEA = Sea Water
SW = Swab T = Tissue WP = Wipe O = Other

Preservatives:
1 = $Na_2S_2O_3$ 2 = HCl 3 = HNO_3
4 = H_2SO_4 5 = NaOH 6 = Other

Sample Receipt Temp:

(lab use only)

CUSTOMER INFORMATION		PROJECT INFORMATION	
Company:	Chiquita Canyon, LLC	Name:	Stormwater Outlet
Report To:	Kate Logan	Number:	
Email:	kate.logan@wasteconnections.com	P.O. #:	
Address:	29201 Henry Mayo Drive	Address:	29201 Henry Mayo Drive
	Castaic, CA 91384		Castaic, CA 91384
Phone:	682-559-3880	Global ID:	
Fax:		Sampled By:	GA, CH

Analysis Request

Test Instructions / Comments

Additional email recipients:
matt.breuer@wasteconnections.com
stormwater@wasteconnections.com
tmb@swteng.com
aav@swteng.com

Direct invoices to:
Maribel Bolanos
(661) 257-3665

	Sample ID	Sampling Date	Sampling Time	Matrix	Container No. / Size	Pres.	SM4500-S2-D Total Sulfide	420.1 Total Phenolics	1664A Oil and Grease	9221B Tota Coliform	9221F E. Coli	300.0 Cl, Br, Fl, NO3, NO2, SO4	2540D TSS	5310B TOC	8270 SIM 1,4-Dioxane	SM2320B Alkalinity	Test Instructions / Comments
1	South Basin - Western Inlet	02/15/26	1420	W	31	1,2,4,6	X	X	X	X	X	X	X	X	X	X	Temp: 18.3°C, pH 6.76
2																	
3																	
4																	
5																	
6																	
7																	
8																	
9																	
10																	

	Signature	Print Name	Company / Title	Date / Time
1 Relinquished By:	[signature]	[signature]	[signature]	2/15/26 17:00
1 Received By:	[signature]	Michael Krynen	EA	2/16/26 0815
2 Relinquished By:				
2 Received By:				
3 Relinquished By:				
3 Received By:				

ENTHALPY ANALYTICAL

Chain of Custody Record

Lab No:

Page: 3 of 3

Turn Around Time (rush by advanced notice only)

Standard:		5 Day:		3 Day:	
2 Day:		1 Day:	X	Custom TAT:	

Enthalpy Analytical - Orange

931 W. Barkley Avenue, Orange, CA 92868

Phone 714-771-6900

Matrix: A = Air S = Soil/Solid
W = Water DW = Drinking Wate SD = Sediment
PP = Pure Product SEA = Sea Water
SW = Swab T = Tissue WP = Wipe O = Other

Preservatives:
1 = $Na_2S_2O_3$ 2 = HCl 3 = HNO_3
4 = H_2SO_4 5 = NaOH 6 = Other

Sample Receipt Temp:

(lab use only)

CUSTOMER INFORMATION		PROJECT INFORMATION	
Company:	Chiquita Canyon, LLC	Name:	Stormwater Outlet
Report To:	Kate Logan	Number:	
Email:	kate.logan@wasteconnections.com	P.O. #:	
Address:	29201 Henry Mayo Drive	Address:	29201 Henry Mayo Drive
	Castaic, CA 91384		Castaic, CA 91384
Phone:	682-559-3880	Global ID:	
Fax:		Sampled By:	GA, CH

Analysis Request

Test Instructions / Comments

625.1 - Benzoic Acid, Pyridine, Phenol, 2-methylphenol, 3,4-methylphenol, Cresol, Naphthalene, alpha-terpineol

Additional email recipients:
matt.breuer@wasteconnections.com
stormwater@wasteconnections.com
tmb@swteng.com
aav@swteng.com

Direct invoices to:
Maribel Bolanos
(661) 257-3665

	Sample ID	Sampling Date	Sampling Time	Matrix	Container No. / Size	Pres.	SM5220D Chemical Oxygen Demand	SM2510B Specific Conductance	RSK-175 Carbon Dioxide	2540E TDS	SM2130B Turbidity	350.1 Ammonia	625.1 - See Comments	625.1 Alpha-Terpineol	SM5210B BOD		Test Instructions / Comments
1	South Basin - Western Inlet	02/15/26	1420	W	31	1,2,4,6	X	X	X	X	X	X	X	X	X	X	Temp: 18.3°C, pH 6.76
2																	
3																	
4																	
5																	
6																	
7																	
8																	
9																	
10																	

	Signature	Print Name	Company / Title	Date / Time
1 Relinquished By:	[signature]	G. Alvarez	CTRH	2/15/26 17:00
1 Received By:	[signature]	Michael Krymen	EA	2/16/26 0815
2 Relinquished By:				
2 Received By:				
3 Relinquished By:				
3 Received By:				

SAMPLE RECEIPT CHECKLIST

Section 1: General Info

Date Received: 2-16-26 WO# 553203 Client: Waste Connections

Section 2: Shipping / Custody **Are custody seals present?** ☐ Yes ☒ No

Custody seals intact on arrival? ■ N/A ☐ Yes ☐ No ☐ On cooler / box ☐ On samples

☐ Courier ■ Walk-In ☐ Field Sampling ☐ Shipping Info: _____

Section 3a: Condition / Packaging ☐ **Outside 0.0 - 6.0°C (0.0 - 10.0°C for microbiology) (PM notified)**

Date Opened 2-16-26 By (initials) MSK Type of ice used: ■ Wet ☐ Blue/Gel ☐ None

☐ Samples received on ice directly from the field; cooling process had begun. (if checked, skip temperatures)

☐ Sample matrix doesn't require cooling (e.g. air, bulk PCB). (if checked, skip temperatures)

If no cooler: Observed/Adjusted Temp (°C): _____ / _____ Thermometer/IR Gun: IR 10 CF: +0.2

Cooler Temp (°C) #1: 4.3 / 4.5 #2: 3.5 / 3.7 #3: ____ / ____ #4: ____ / ____ #5: ____ / ____ #6: ____ / ____

Section 3b: Microbiology Samples ☐ **No microbiology samples submitted (skip 3b)**

■ Within temp range 0.0 - 10.0°C or received on ice directly from field.

■ Adequate headspace for microbiology analysis.

Section 3c: Air Samples ■ **No air samples submitted (skip 3c)**

☐ 1.4L Canisters ☐ 6L Canisters ☐ Tedlar Bags ☐ MCE Cassettes ☐ Sorbent Tubes ☐ Other _____

Section 4: Containers / Labels / Samples	YES	NO	N/A
1) Were custody papers present, filled properly, and legible?	X		
2) Is the sampler's name present on the CoC?	X		
3) Were containers received in good condition (unbroken / unopened / uncompromised)?	X		
4) Were the samples bagged? (required for microbiology samples; recommended for soil samples)	X		
5) Were all of, and only, the correct samples received?	X		
6) Are sample labels present, legible, and in agreement with the CoC?	X		
7) Does the container count match the CoC?	X		
8) Was sufficient sample volume / mass received for the analyses requested?	X		
9) Were samples received in proper containers for the analyses requested?	X		
10) Were samples received with > 1/2 holding time remaining?	X		
11) Are samples properly preserved as indicated by CoC / labels?	X		
12) Unpreserved VOAs received - If necessary, was the hold time changed in LIMS?			X
13) Are VOA vials free from headspace/bubbles > 6mm?		✓	

Section 5: Explanations / Comments

(If no comments are made, then no discrepancies noted.)

Sample -001 headspace >6mm in 2/4 unpreserved vials, 3/3 HCl preserved vials

☐ **No additional discrepancies**

Date Logged 2-16-26 **By (print)** MSK **(sign)** _____

Date Labeled 2-16-26 **By (print)** MSK **(sign)** _____

ENTHALPY ANALYTICAL

Analysis Results for 553203

Matt Breuer
Waste Connections
Chiquita Canyon Landfill
29201 Henry Mayo Drive
Castaic, CA 91384

Lab Job #: 553203
Project No: CCLF STORMWATER
Location: Chiquita Canyon Stormwater
Date Received: 02/15/26

Sample ID: SOUTH BASIN - WESTERN INLET | **Lab ID:** 553203-001 | **Matrix:** Water | **Collected:** 02/15/26 14:20

553203-001 Analyte	Result	Qual	Units	RL	MDL	DF	Batch	Prepared	Analyzed	Chemist
Method: EPA 1664A Prep Method: METHOD										
Total Oil and Grease	ND		mg/L	4.9	0.94	0.97	395496	02/17/26	02/18/26	TTL
Method: EPA 200.7 Prep Method: EPA 3015A										
Calcium	**57**		mg/L	0.10	0.022	1	395446	02/16/26	02/16/26	KAM
Iron	**30**		mg/L	0.050	0.017	1	395446	02/16/26	02/16/26	KAM
Magnesium	**14**		mg/L	0.10	0.010	1	395446	02/16/26	02/16/26	KAM
Potassium	**7.1**		mg/L	0.50	0.15	1	395446	02/16/26	02/16/26	KAM
Sodium	**110**		mg/L	0.50	0.017	1	395446	02/16/26	02/16/26	KAM
Method: EPA 200.8 Prep Method: EPA 3015A										
Boron	**190**		ug/L	100	77	10	395533	02/17/26	02/17/26	KCD
Antimony	ND		ug/L	2.0	1.0	1	395459	02/16/26	02/17/26	DXC
Arsenic	**6.5**		ug/L	2.0	0.27	1	395459	02/16/26	02/17/26	DXC
Barium	**120**		ug/L	5.0	0.44	1	395459	02/16/26	02/17/26	DXC
Beryllium	**0.65**	J	ug/L	1.0	0.083	1	395459	02/16/26	02/17/26	DXC
Cadmium	ND		ug/L	1.0	0.26	1	395459	02/16/26	02/17/26	DXC
Chromium	**13**		ug/L	5.0	0.40	1	395459	02/16/26	02/17/26	DXC
Cobalt	**6.2**		ug/L	1.0	0.13	1	395459	02/16/26	02/17/26	DXC
Copper	**15**		ug/L	5.0	1.4	1	395459	02/16/26	02/17/26	DXC
Lead	**8.9**		ug/L	5.0	0.23	1	395459	02/16/26	02/17/26	DXC
Manganese	**210**		ug/L	10	4.5	1	395459	02/16/26	02/17/26	DXC
Nickel	**12**		ug/L	5.0	0.89	1	395459	02/16/26	02/17/26	DXC
Selenium	**8.1**		ug/L	4.0	1.8	1	395459	02/16/26	02/17/26	DXC
Silver	ND		ug/L	5.0	0.36	1	395459	02/16/26	02/17/26	DXC
Thallium	ND		ug/L	1.0	0.15	1	395459	02/16/26	02/17/26	DXC
Tin	ND		ug/L	5.0	1.5	1	395459	02/16/26	02/17/26	DXC
Vanadium	**28**		ug/L	5.0	0.36	1	395459	02/16/26	02/17/26	DXC
Zinc	**37**		ug/L	10	7.4	1	395459	02/16/26	02/17/26	DXC
Method: EPA 245.1 Prep Method: EPA 245.1										
Mercury	**0.14**	J	ug/L	0.40	0.091	1	395444	02/16/26	02/16/26	KAM
Method: EPA 300.0 Prep Method: METHOD										
Fluoride	**0.31**		mg/L	0.20	0.062	1	395458	02/16/26 14:30	02/16/26 16:00	KUM
Chloride	**27**		mg/L	1.0	0.27	1	395458	02/16/26 14:30	02/16/26 16:00	KUM
Nitrogen, Nitrite	**0.01**	J	mg/L	0.10	0.01	1	395458	02/16/26 14:30	02/16/26 16:00	KUM

Results for any subcontracted analyses are not included in this section.

ENTHALPY ANALYTICAL

Analysis Results for 553203

553203-001 Analyte	Result	Qual	Units	RL	MDL	DF	Batch	Prepared	Analyzed	Chemist
Bromide	**0.11**	J	mg/L	0.30	0.049	1	395458	02/16/26 14:30	02/16/26 16:00	KUM
Nitrogen, Nitrate	**0.36**		mg/L	0.10	0.05	1	395458	02/16/26 14:30	02/16/26 16:00	KUM
Sulfate	**230**		mg/L	5.0	1.3	5	395458	02/16/26 14:30	02/16/26 17:07	KUM
Method: EPA 350.1 Prep Method: METHOD										
Ammonia-N	**0.073**	J	mg/L	0.10	0.068	1	395490	02/17/26	02/17/26	JAK
Method: EPA 420.1 Prep Method: METHOD										
Total Phenolics	ND		mg/L	0.010	0.0056	1	395514	02/17/26	02/17/26	LVL
Method: EPA 625.1 Prep Method: EPA 3510C										
Benzoic acid	ND		ug/L	48	10	0.95	395436	02/16/26	02/17/26	MSS
2-Methylphenol	ND		ug/L	9.5	3.1	0.95	395436	02/16/26	02/17/26	MSS
Pyridine	ND		ug/L	9.5	2.7	0.95	395436	02/16/26	02/17/26	MSS
Phenol	ND		ug/L	9.5	2.0	0.95	395436	02/16/26	02/17/26	MSS
Naphthalene	ND		ug/L	9.5	3.4	0.95	395436	02/16/26	02/17/26	MSS
3-,4-Methylphenol	ND		ug/L	9.5	2.9	0.95	395436	02/16/26	02/17/26	MSS
Cresol	ND		ug/L	9.5		0.95	395436	02/16/26	02/17/26	MSS
a-Terpineol	ND		ug/L	9.5	2.0	0.95	395436	02/16/26	02/17/26	TJW
Surrogates				**Limits**						
2-Fluorophenol	29%	*	%REC	36-95		0.95	395436	02/16/26	02/17/26	MSS
Phenol-d6	20%	*	%REC	28-82		0.95	395436	02/16/26	02/17/26	MSS
2,4,6-Tribromophenol	32%	*	%REC	61-140		0.95	395436	02/16/26	02/17/26	MSS
Nitrobenzene-d5	48%		%REC	48-123		0.95	395436	02/16/26	02/17/26	MSS
2-Fluorobiphenyl	30%	*	%REC	51-105		0.95	395436	02/16/26	02/17/26	MSS
Terphenyl-d14	35%	*	%REC	65-117		0.95	395436	02/16/26	02/17/26	MSS
Method: EPA 8081A Prep Method: EPA 3510C										
alpha-BHC	ND		ug/L	0.05	0.009	0.95	395462	02/16/26	02/17/26	KMB
beta-BHC	ND		ug/L	0.05	0.01	0.95	395462	02/16/26	02/17/26	KMB
gamma-BHC	ND		ug/L	0.05	0.008	0.95	395462	02/16/26	02/17/26	KMB
delta-BHC	ND		ug/L	0.05	0.01	0.95	395462	02/16/26	02/17/26	KMB
Heptachlor	ND		ug/L	0.05	0.01	0.95	395462	02/16/26	02/17/26	KMB
Aldrin	ND		ug/L	0.05	0.01	0.95	395462	02/16/26	02/17/26	KMB
Heptachlor epoxide	ND		ug/L	0.05	0.009	0.95	395462	02/16/26	02/17/26	KMB
Endosulfan I	ND		ug/L	0.05	0.01	0.95	395462	02/16/26	02/17/26	KMB
Dieldrin	ND		ug/L	0.09	0.01	0.95	395462	02/16/26	02/17/26	KMB
4,4'-DDE	ND		ug/L	0.09	0.01	0.95	395462	02/16/26	02/17/26	KMB
Endrin	ND		ug/L	0.09	0.01	0.95	395462	02/16/26	02/17/26	KMB
Endosulfan II	ND		ug/L	0.09	0.02	0.95	395462	02/16/26	02/17/26	KMB
Endosulfan sulfate	ND		ug/L	0.09	0.01	0.95	395462	02/16/26	02/17/26	KMB
4,4'-DDD	ND		ug/L	0.09	0.01	0.95	395462	02/16/26	02/17/26	KMB
Endrin aldehyde	ND		ug/L	0.09	0.02	0.95	395462	02/16/26	02/17/26	KMB
Endrin ketone	ND		ug/L	0.09	0.02	0.95	395462	02/16/26	02/17/26	KMB
4,4'-DDT	ND		ug/L	0.09	0.03	0.95	395462	02/16/26	02/17/26	KMB
Methoxychlor	ND		ug/L	0.09	0.03	0.95	395462	02/16/26	02/17/26	KMB
Toxaphene	ND		ug/L	1.9	0.4	0.95	395462	02/16/26	02/17/26	KMB
Chlordane (Technical)	ND		ug/L	0.9	0.2	0.95	395462	02/16/26	02/17/26	KMB
Surrogates				**Limits**						

Results for any subcontracted analyses are not included in this section.

ENTHALPY ANALYTICAL

Analysis Results for 553203

553203-001 Analyte	Result	Qual	Units	RL	MDL	DF	Batch	Prepared	Analyzed	Chemist
TCMX	74%		%REC	29-120		0.95	395462	02/16/26	02/17/26	KMB
Decachlorobiphenyl	88%		%REC	33-132		0.95	395462	02/16/26	02/17/26	KMB
Method: EPA 8082 Prep Method: EPA 3510C										
Aroclor-1016	ND		ug/L	0.47	0.29	0.95	395462	02/16/26	02/17/26	KMB
Aroclor-1221	ND		ug/L	0.47	0.44	0.95	395462	02/16/26	02/17/26	KMB
Aroclor-1232	ND		ug/L	0.47	0.26	0.95	395462	02/16/26	02/17/26	KMB
Aroclor-1242	ND		ug/L	0.47	0.27	0.95	395462	02/16/26	02/17/26	KMB
Aroclor-1248	ND		ug/L	0.47	0.22	0.95	395462	02/16/26	02/17/26	KMB
Aroclor-1254	ND		ug/L	0.47	0.25	0.95	395462	02/16/26	02/17/26	KMB
Aroclor-1260	ND		ug/L	0.47	0.31	0.95	395462	02/16/26	02/17/26	KMB
Aroclor-1262	ND		ug/L	0.47	0.28	0.95	395462	02/16/26	02/17/26	KMB
Aroclor-1268	ND		ug/L	0.47	0.25	0.95	395462	02/16/26	02/17/26	KMB
Surrogates				**Limits**						
Decachlorobiphenyl (PCB)	73%		%REC	28-138		0.95	395462	02/16/26	02/17/26	KMB
Method: EPA 8260B Prep Method: EPA 5030B										
Carbon Disulfide	ND		ug/L	5.0	0.1	1	395452	02/16/26	02/16/26	ZST
Chloroprene	ND		ug/L	200	2.7	1	395452	02/16/26	02/16/26	ZST
3-Chloropropene	ND		ug/L	5.0	0.2	1	395452	02/16/26	02/16/26	ZST
Ethyl methacrylate	ND		ug/L	50	3.9	1	395452	02/16/26	02/16/26	ZST
Ethanol	ND		ug/L	500	160	1	395452	02/16/26	02/16/26	ZST
2-Hexanone	ND		ug/L	5.0	1.3	1	395452	02/16/26	02/16/26	ZST
Isopropanol (IPA)	ND		ug/L	200	96	1	395452	02/16/26	02/16/26	ZST
Methyl acrylonitrile	ND		ug/L	35	4.2	1	395452	02/16/26	02/16/26	ZST
Vinyl Acetate	ND		ug/L	50	3.2	1	395452	02/16/26	02/16/26	ZST
Acrolein	ND		ug/L	200	2.6	1	395452	02/16/26	02/16/26	ZST
Acrylonitrile	ND		ug/L	10	0.7	1	395452	02/16/26	02/16/26	ZST
Freon 12	ND		ug/L	5.0	0.2	1	395452	02/16/26	02/16/26	ZST
Chloromethane	ND		ug/L	5.0	0.09	1	395452	02/16/26	02/16/26	ZST
Vinyl Chloride	ND		ug/L	5.0	0.1	1	395452	02/16/26	02/16/26	ZST
Bromomethane	ND		ug/L	5.0	0.1	1	395452	02/16/26	02/16/26	ZST
Chloroethane	ND		ug/L	5.0	0.1	1	395452	02/16/26	02/16/26	ZST
Trichlorofluoromethane	ND		ug/L	5.0	0.1	1	395452	02/16/26	02/16/26	ZST
Iodomethane	ND		ug/L	5.0		1	395452	02/16/26	02/16/26	ZST
Acetone	**130**		ug/L	100	14	1	395452	02/16/26	02/16/26	ZST
Freon 113	ND		ug/L	5.0	0.1	1	395452	02/16/26	02/16/26	ZST
1,1-Dichloroethene	ND		ug/L	5.0	0.1	1	395452	02/16/26	02/16/26	ZST
Methylene Chloride	ND		ug/L	10	0.2	1	395452	02/16/26	02/16/26	ZST
MTBE	ND		ug/L	5.0	0.1	1	395452	02/16/26	02/16/26	ZST
trans-1,2-Dichloroethene	ND		ug/L	5.0	0.1	1	395452	02/16/26	02/16/26	ZST
1,1-Dichloroethane	ND		ug/L	5.0	0.09	1	395452	02/16/26	02/16/26	ZST
2-Butanone	**58**		ug/L	10	1.3	1	395452	02/16/26	02/16/26	ZST
cis-1,2-Dichloroethene	ND		ug/L	5.0	0.1	1	395452	02/16/26	02/16/26	ZST
2,2-Dichloropropane	ND		ug/L	5.0	0.2	1	395452	02/16/26	02/16/26	ZST
Chloroform	ND		ug/L	5.0	0.08	1	395452	02/16/26	02/16/26	ZST
Bromochloromethane	ND		ug/L	5.0	0.1	1	395452	02/16/26	02/16/26	ZST
1,1,1-Trichloroethane	ND		ug/L	5.0	0.1	1	395452	02/16/26	02/16/26	ZST
1,1-Dichloropropene	ND		ug/L	5.0	0.1	1	395452	02/16/26	02/16/26	ZST
Carbon Tetrachloride	ND		ug/L	5.0	0.1	1	395452	02/16/26	02/16/26	ZST
1,2-Dichloroethane	ND		ug/L	5.0	0.2	1	395452	02/16/26	02/16/26	ZST

Results for any subcontracted analyses are not included in this section.

ENTHALPY ANALYTICAL

Analysis Results for 553203

553203-001 Analyte	Result	Qual	Units	RL	MDL	DF	Batch	Prepared	Analyzed	Chemist
Benzene	ND		ug/L	1.0	0.1	1	395452	02/16/26	02/16/26	ZST
Trichloroethene	ND		ug/L	5.0	0.1	1	395452	02/16/26	02/16/26	ZST
1,2-Dichloropropane	ND		ug/L	5.0	0.09	1	395452	02/16/26	02/16/26	ZST
Bromodichloromethane	ND		ug/L	5.0	0.07	1	395452	02/16/26	02/16/26	ZST
Dibromomethane	ND		ug/L	5.0	0.1	1	395452	02/16/26	02/16/26	ZST
4-Methyl-2-Pentanone	**1.1**	J	ug/L	5.0	1.0	1	395452	02/16/26	02/16/26	ZST
cis-1,3-Dichloropropene	ND		ug/L	5.0	0.1	1	395452	02/16/26	02/16/26	ZST
Toluene	ND		ug/L	5.0	0.1	1	395452	02/16/26	02/16/26	ZST
trans-1,3-Dichloropropene	ND		ug/L	5.0	0.09	1	395452	02/16/26	02/16/26	ZST
1,1,2-Trichloroethane	ND		ug/L	5.0	0.1	1	395452	02/16/26	02/16/26	ZST
1,3-Dichloropropane	ND		ug/L	5.0	0.07	1	395452	02/16/26	02/16/26	ZST
Tetrachloroethene	ND		ug/L	5.0	0.2	1	395452	02/16/26	02/16/26	ZST
Dibromochloromethane	ND		ug/L	5.0	0.1	1	395452	02/16/26	02/16/26	ZST
1,2-Dibromoethane	ND		ug/L	5.0	0.1	1	395452	02/16/26	02/16/26	ZST
Chlorobenzene	ND		ug/L	5.0	0.1	1	395452	02/16/26	02/16/26	ZST
1,1,1,2-Tetrachloroethane	ND		ug/L	5.0	0.07	1	395452	02/16/26	02/16/26	ZST
Ethylbenzene	ND		ug/L	5.0	0.1	1	395452	02/16/26	02/16/26	ZST
m,p-Xylenes	ND		ug/L	5.0	0.2	1	395452	02/16/26	02/16/26	ZST
o-Xylene	ND		ug/L	5.0	0.1	1	395452	02/16/26	02/16/26	ZST
Styrene	ND		ug/L	5.0	0.1	1	395452	02/16/26	02/16/26	ZST
Bromoform	ND		ug/L	5.0	0.06	1	395452	02/16/26	02/16/26	ZST
Isopropylbenzene	ND		ug/L	5.0	0.1	1	395452	02/16/26	02/16/26	ZST
1,1,2,2-Tetrachloroethane	ND		ug/L	5.0	0.1	1	395452	02/16/26	02/16/26	ZST
1,2,3-Trichloropropane	ND		ug/L	5.0	0.3	1	395452	02/16/26	02/16/26	ZST
Propylbenzene	ND		ug/L	5.0	0.1	1	395452	02/16/26	02/16/26	ZST
Bromobenzene	ND		ug/L	5.0	0.1	1	395452	02/16/26	02/16/26	ZST
1,3,5-Trimethylbenzene	ND		ug/L	5.0	0.1	1	395452	02/16/26	02/16/26	ZST
2-Chlorotoluene	ND		ug/L	5.0	0.1	1	395452	02/16/26	02/16/26	ZST
4-Chlorotoluene	ND		ug/L	5.0	0.2	1	395452	02/16/26	02/16/26	ZST
tert-Butylbenzene	ND		ug/L	5.0	0.1	1	395452	02/16/26	02/16/26	ZST
1,2,4-Trimethylbenzene	ND		ug/L	5.0	0.1	1	395452	02/16/26	02/16/26	ZST
sec-Butylbenzene	ND		ug/L	5.0	0.2	1	395452	02/16/26	02/16/26	ZST
para-Isopropyl Toluene	ND		ug/L	5.0	0.2	1	395452	02/16/26	02/16/26	ZST
1,3-Dichlorobenzene	ND		ug/L	5.0	0.1	1	395452	02/16/26	02/16/26	ZST
1,4-Dichlorobenzene	ND		ug/L	5.0	0.2	1	395452	02/16/26	02/16/26	ZST
n-Butylbenzene	ND		ug/L	5.0	0.1	1	395452	02/16/26	02/16/26	ZST
1,2-Dichlorobenzene	ND		ug/L	5.0	0.1	1	395452	02/16/26	02/16/26	ZST
1,2-Dibromo-3-Chloropropane	ND		ug/L	5.0	0.6	1	395452	02/16/26	02/16/26	ZST
1,2,4-Trichlorobenzene	ND		ug/L	5.0	0.3	1	395452	02/16/26	02/16/26	ZST
Hexachlorobutadiene	ND		ug/L	5.0	0.3	1	395452	02/16/26	02/16/26	ZST
1,2,3-Trichlorobenzene	ND		ug/L	5.0	0.3	1	395452	02/16/26	02/16/26	ZST
cis-1,4-Dichloro-2-butene	ND		ug/L	5.0	0.3	1	395452	02/16/26	02/16/26	ZST
trans-1,4-Dichloro-2-butene	ND		ug/L	5.0	0.3	1	395452	02/16/26	02/16/26	ZST
Xylene (total)	ND		ug/L	5.0		1	395452	02/16/26	02/16/26	ZST
Surrogates				**Limits**						
Dibromofluoromethane	101%		%REC	70-130		1	395452	02/16/26	02/16/26	ZST
1,2-Dichloroethane-d4	106%		%REC	70-130		1	395452	02/16/26	02/16/26	ZST
Toluene-d8	100%		%REC	70-130		1	395452	02/16/26	02/16/26	ZST
Bromofluorobenzene	104%		%REC	70-130		1	395452	02/16/26	02/16/26	ZST
Method: EPA 8270C-SIM Prep Method: EPA 3535										
1,4-Dioxane	**15**		ug/L	1.0	0.84	1	395455	02/16/26	02/17/26	MSS

Results for any subcontracted analyses are not included in this section.

ENTHALPY ANALYTICAL

Analysis Results for 553203

553203-001 Analyte	Result	Qual	Units	RL	MDL	DF	Batch	Prepared	Analyzed	Chemist
Surrogates				**Limits**						
1,4-Dioxane-d8 (SUR)	97%		%REC	80-120		1	395455	02/16/26	02/17/26	MSS
Method: EPA 8270E Prep Method: EPA 3510C										
Carbazole	ND		ug/L	9.5	2.6	0.95	395436	02/16/26	02/17/26	MSS
N-Nitrosodimethylamine	ND		ug/L	9.5	2.7	0.95	395436	02/16/26	02/17/26	MSS
Aniline	ND		ug/L	9.5	2.7	0.95	395436	02/16/26	02/17/26	MSS
bis(2-Chloroethyl)ether	ND		ug/L	24	3.5	0.95	395436	02/16/26	02/17/26	MSS
2-Chlorophenol	ND		ug/L	9.5	3.5	0.95	395436	02/16/26	02/17/26	MSS
1,3-Dichlorobenzene	ND		ug/L	9.5	3.1	0.95	395436	02/16/26	02/17/26	MSS
1,4-Dichlorobenzene	ND		ug/L	9.5	3.2	0.95	395436	02/16/26	02/17/26	MSS
Benzyl alcohol	ND		ug/L	24	5.5	0.95	395436	02/16/26	02/17/26	MSS
1,2-Dichlorobenzene	ND		ug/L	9.5	3.2	0.95	395436	02/16/26	02/17/26	MSS
bis(2-Chloroisopropyl) ether	ND		ug/L	9.5	3.7	0.95	395436	02/16/26	02/17/26	MSS
N-Nitroso-di-n-propylamine	ND		ug/L	9.5	3.7	0.95	395436	02/16/26	02/17/26	MSS
Hexachloroethane	ND		ug/L	9.5	2.9	0.95	395436	02/16/26	02/17/26	MSS
Nitrobenzene	ND		ug/L	24	8.0	0.95	395436	02/16/26	02/17/26	MSS
Isophorone	ND		ug/L	9.5	3.5	0.95	395436	02/16/26	02/17/26	MSS
2-Nitrophenol	ND		ug/L	9.5	5.2	0.95	395436	02/16/26	02/17/26	MSS
2,4-Dimethylphenol	ND		ug/L	9.5	3.1	0.95	395436	02/16/26	02/17/26	MSS
bis(2-Chloroethoxy)methane	ND		ug/L	9.5	3.5	0.95	395436	02/16/26	02/17/26	MSS
2,4-Dichlorophenol	ND		ug/L	9.5	3.5	0.95	395436	02/16/26	02/17/26	MSS
1,2,4-Trichlorobenzene	ND		ug/L	9.5	3.3	0.95	395436	02/16/26	02/17/26	MSS
4-Chloroaniline	ND		ug/L	9.5	2.9	0.95	395436	02/16/26	02/17/26	MSS
Hexachlorobutadiene	ND		ug/L	9.5	2.1	0.95	395436	02/16/26	02/17/26	MSS
4-Chloro-3-methylphenol	ND		ug/L	9.5	3.4	0.95	395436	02/16/26	02/17/26	MSS
2-Methylnaphthalene	ND		ug/L	9.5	3.2	0.95	395436	02/16/26	02/17/26	MSS
Hexachlorocyclopentadiene	ND		ug/L	24	7.4	0.95	395436	02/16/26	02/17/26	MSS
2,4,6-Trichlorophenol	ND		ug/L	9.5	3.9	0.95	395436	02/16/26	02/17/26	MSS
2,4,5-Trichlorophenol	ND		ug/L	9.5	3.5	0.95	395436	02/16/26	02/17/26	MSS
2-Chloronaphthalene	ND		ug/L	9.5	3.3	0.95	395436	02/16/26	02/17/26	MSS
2-Nitroaniline	ND		ug/L	48	4.1	0.95	395436	02/16/26	02/17/26	MSS
Dimethylphthalate	ND		ug/L	9.5	3.3	0.95	395436	02/16/26	02/17/26	MSS
Acenaphthylene	ND		ug/L	9.5	3.7	0.95	395436	02/16/26	02/17/26	MSS
2,6-Dinitrotoluene	ND		ug/L	9.5	4.2	0.95	395436	02/16/26	02/17/26	MSS
3-Nitroaniline	ND		ug/L	9.5	3.8	0.95	395436	02/16/26	02/17/26	MSS
Acenaphthene	ND		ug/L	9.5	3.1	0.95	395436	02/16/26	02/17/26	MSS
2,4-Dinitrophenol	ND		ug/L	48	14	0.95	395436	02/16/26	02/17/26	MSS
4-Nitrophenol	ND		ug/L	48	8.1	0.95	395436	02/16/26	02/17/26	MSS
Dibenzofuran	ND		ug/L	9.5	3.1	0.95	395436	02/16/26	02/17/26	MSS
2,4-Dinitrotoluene	ND		ug/L	9.5	4.1	0.95	395436	02/16/26	02/17/26	MSS
Diethylphthalate	ND		ug/L	9.5	2.8	0.95	395436	02/16/26	02/17/26	MSS
Fluorene	ND		ug/L	9.5	3.0	0.95	395436	02/16/26	02/17/26	MSS
4-Chlorophenyl-phenylether	ND		ug/L	9.5	2.9	0.95	395436	02/16/26	02/17/26	MSS
4-Nitroaniline	ND		ug/L	9.5	3.2	0.95	395436	02/16/26	02/17/26	MSS
4,6-Dinitro-2-methylphenol	ND		ug/L	48	16	0.95	395436	02/16/26	02/17/26	MSS
N-Nitrosodiphenylamine	ND		ug/L	9.5	3.8	0.95	395436	02/16/26	02/17/26	MSS
1,2-diphenylhydrazine (as azobenzene)	ND		ug/L	9.5	2.8	0.95	395436	02/16/26	02/17/26	MSS
4-Bromophenyl-phenylether	ND		ug/L	9.5	3.1	0.95	395436	02/16/26	02/17/26	MSS
Hexachlorobenzene	ND		ug/L	9.5	2.9	0.95	395436	02/16/26	02/17/26	MSS

Results for any subcontracted analyses are not included in this section.

ENTHALPY ANALYTICAL

Analysis Results for 553203

553203-001 Analyte	Result	Qual	Units	RL	MDL	DF	Batch	Prepared	Analyzed	Chemist
Pentachlorophenol	ND		ug/L	24	5.4	0.95	395436	02/16/26	02/17/26	MSS
Phenanthrene	ND		ug/L	9.5	2.8	0.95	395436	02/16/26	02/17/26	MSS
Anthracene	ND		ug/L	9.5	2.7	0.95	395436	02/16/26	02/17/26	MSS
Di-n-butylphthalate	ND		ug/L	9.5	2.9	0.95	395436	02/16/26	02/17/26	MSS
Fluoranthene	ND		ug/L	9.5	2.7	0.95	395436	02/16/26	02/17/26	MSS
Benzidine	ND		ug/L	48	18	0.95	395436	02/16/26	02/17/26	MSS
Pyrene	ND		ug/L	9.5	2.6	0.95	395436	02/16/26	02/17/26	MSS
Butylbenzylphthalate	ND		ug/L	9.5	3.5	0.95	395436	02/16/26	02/17/26	MSS
3,3'-Dichlorobenzidine	ND		ug/L	24	4.9	0.95	395436	02/16/26	02/17/26	MSS
Benzo(a)anthracene	ND		ug/L	9.5	2.3	0.95	395436	02/16/26	02/17/26	MSS
Chrysene	ND		ug/L	9.5	2.4	0.95	395436	02/16/26	02/17/26	MSS
bis(2-Ethylhexyl)phthalate	ND		ug/L	9.5	3.2	0.95	395436	02/16/26	02/17/26	MSS
Di-n-octylphthalate	ND		ug/L	9.5	4.5	0.95	395436	02/16/26	02/17/26	MSS
Benzo(b)fluoranthene	ND		ug/L	9.5	2.9	0.95	395436	02/16/26	02/17/26	MSS
Benzo(k)fluoranthene	ND		ug/L	9.5	3.0	0.95	395436	02/16/26	02/17/26	MSS
Benzo(a)pyrene	ND		ug/L	9.5	3.0	0.95	395436	02/16/26	02/17/26	MSS
Indeno(1,2,3-cd)pyrene	ND		ug/L	9.5	4.0	0.95	395436	02/16/26	02/17/26	MSS
Dibenz(a,h)anthracene	ND		ug/L	9.5	4.0	0.95	395436	02/16/26	02/17/26	MSS
Benzo(g,h,i)perylene	ND		ug/L	9.5	3.9	0.95	395436	02/16/26	02/17/26	MSS
Surrogates				**Limits**						
2-Fluorophenol	29%		%REC	15-120		0.95	395436	02/16/26	02/17/26	MSS
Phenol-d6	20%		%REC	15-120		0.95	395436	02/16/26	02/17/26	MSS
2,4,6-Tribromophenol	32%		%REC	15-140		0.95	395436	02/16/26	02/17/26	MSS
Nitrobenzene-d5	48%		%REC	15-123		0.95	395436	02/16/26	02/17/26	MSS
2-Fluorobiphenyl	30%		%REC	15-120		0.95	395436	02/16/26	02/17/26	MSS
Terphenyl-d14	35%		%REC	15-120		0.95	395436	02/16/26	02/17/26	MSS
Method: SM 4500-CN-E Prep Method: METHOD										
Cyanide	ND		mg/L	0.0050	0.0017	0.5	395536	02/17/26	02/18/26	JAK
Method: SM 4500-S2-D Prep Method: METHOD										
Sulfide	ND		mg/L	0.10		1	395526	02/17/26	02/17/26	LVL
Method: SM 5310B Prep Method: SM 5310B										
Total Organic Carbon	**200**		mg/L	3.0	1.5	3	395528	02/17/26	02/17/26	BDR
Method: SM 9221B Prep Method: METHOD										
Coliform, Total	**1,600**		MPN/100ml	1.8		1	395513	02/15/26 17:50	02/18/26 15:32	LXT
Method: SM 9221F										
Coliform, E. Coli	**130**		MPN/100ml	1.8		1	395513	02/15/26 17:50	02/17/26 16:45	LXT
Method: SM2130B										
Turbidity	**1,500**		NTU	0.20	0.12	1	395530	02/17/26 14:07	02/17/26 14:07	TRR
Method: SM2320B Prep Method: METHOD										
Bicarbonate	**100**		mg/L	3.0		1.3	395653	02/18/26	02/18/26	WWC
Alkalinity, Total as CaCO3	**84**		mg/L	2.5		1.3	395653	02/18/26	02/18/26	WWC
Method: SM2510B Prep Method: METHOD										

Results for any subcontracted analyses are not included in this section.

ENTHALPY ANALYTICAL

Analysis Results for 553203

553203-001 Analyte	Result	Qual	Units	RL	MDL	DF	Batch	Prepared	Analyzed	Chemist
Specific Conductance	**780**		umhos/cm	1.0		1	395449	02/16/26	02/16/26	AAB
Method: SM2540C Prep Method: METHOD										
Total Dissolved Solids	**530**		mg/L	20		2	395448	02/16/26	02/17/26	AAB
Method: SM2540D Prep Method: METHOD										
Total Suspended Solids	**7,800**		mg/L	0.5		1	395502	02/17/26	02/17/26	JAG
Method: SM5210B Prep Method: METHOD										
Biochemical Oxygen Demand	**3.8**	BOD5	mg/L	3.0		1	395456	02/16/26 14:46	02/21/26 15:25	AAB
Method: SM5220D Prep Method: SM 5220D										
Chemical Oxygen Demand	**2.0**	J	mg/L	4.0	2.0	1	395517	02/17/26	02/17/26	RDL

* Value is outside QC limits
BOD5 Estimated result, under-depleted, highest volume replicate reported
J Estimated value
ND Not Detected

Results for any subcontracted analyses are not included in this section.

ENTHALPY ANALYTICAL

Batch QC

Type: Blank	**Lab ID: QC1341120**	**Batch: 395496**
Matrix: Water	**Method: EPA 1664A**	**Prep Method: METHOD**

QC1341120 Analyte	Result	Qual	Units	RL	MDL	Prepared	Analyzed
Total Oil and Grease	ND		mg/L	5.0	0.97	02/17/26	02/18/26

Type: Lab Control Sample	**Lab ID: QC1341121**	**Batch: 395496**
Matrix: Water	**Method: EPA 1664A**	**Prep Method: METHOD**

QC1341121 Analyte	Result	Spiked	Units	Recovery	Qual	Limits
Total Oil and Grease	36.30	40.00	mg/L	91%		78-114

Type: Lab Control Sample Duplicate	**Lab ID: QC1341122**	**Batch: 395496**
Matrix: Water	**Method: EPA 1664A**	**Prep Method: METHOD**

QC1341122 Analyte	Result	Spiked	Units	Recovery	Qual	Limits	RPD	RPD Lim
Total Oil and Grease	36.10	40.00	mg/L	90%		78-114	1	18

Type: Blank	**Lab ID: QC1340930**	**Batch: 395446**
Matrix: Water	**Method: EPA 200.7**	**Prep Method: EPA 3015A**

QC1340930 Analyte	Result	Qual	Units	RL	MDL	Prepared	Analyzed
Calcium	ND		mg/L	0.10	0.0095	02/16/26	02/16/26
Iron	ND		mg/L	0.020	0.017	02/16/26	02/16/26
Magnesium	ND		mg/L	0.10	0.017	02/16/26	02/16/26
Potassium	ND		mg/L	0.50	0.20	02/16/26	02/16/26
Sodium	ND		mg/L	0.50	0.017	02/16/26	02/16/26

Type: Lab Control Sample	**Lab ID: QC1340931**	**Batch: 395446**
Matrix: Water	**Method: EPA 200.7**	**Prep Method: EPA 3015A**

QC1340931 Analyte	Result	Spiked	Units	Recovery	Qual	Limits
Calcium	21.34	20.40	mg/L	105%		85-115
Iron	0.4100	0.4000	mg/L	103%		85-115
Magnesium	21.30	20.40	mg/L	104%		85-115
Potassium	24.53	24.00	mg/L	102%		85-115
Sodium	20.70	20.40	mg/L	101%		85-115

ENTHALPY ANALYTICAL

Batch QC

Type:	Matrix Spike	Lab ID:	QC1340932	Batch:	395446
Matrix (Source ID):	Water (553067-001)	Method:	EPA 200.7	Prep Method:	EPA 3015A

QC1340932 Analyte	Result	Source Sample Result	Spiked	Units	Recovery	Qual	Limits	DF
Calcium	28.78	8.803	20.40	mg/L	98%		75-125	1
Iron	0.4967	0.1047	0.4000	mg/L	98%		75-125	1
Magnesium	26.08	6.395	20.40	mg/L	96%		75-125	1
Potassium	40.14	15.85	24.00	mg/L	101%		75-125	1
Sodium	1,295	1300	20.40	mg/L	-24%	E,NM	75-125	1

Type:	Matrix Spike Duplicate	Lab ID:	QC1340933	Batch:	395446
Matrix (Source ID):	Water (553067-001)	Method:	EPA 200.7	Prep Method:	EPA 3015A

QC1340933 Analyte	Result	Source Sample Result	Spiked	Units	Recovery	Qual	Limits	RPD	RPD Lim	DF
Calcium	28.44	8.803	20.40	mg/L	96%		75-125	1	20	1
Iron	0.4812	0.1047	0.4000	mg/L	94%		75-125	3	20	1
Magnesium	25.75	6.395	20.40	mg/L	95%		75-125	1	20	1
Potassium	39.72	15.85	24.00	mg/L	99%		75-125	1	20	1
Sodium	1,296	1300	20.40	mg/L	-18%	E,NM	75-125		20	1

Type:	Serial Dilution	Lab ID:	QC1340960	Batch:	395446
Matrix (Source ID):	Water (553203-001)	Method:	EPA 200.7	Prep Method:	EPA 3015A

QC1340960 Analyte	Result	Source Sample Result	Units	Qual	RPD	RPD Lim	DF
Calcium	57.95	57.07	mg/L				5
Iron	30.25	29.53	mg/L				5
Magnesium	15.18	13.92	mg/L				5
Potassium	8.286	7.063	mg/L				5
Sodium	111.7	108.1	mg/L				5

ENTHALPY ANALYTICAL

Batch QC

Type: Blank	**Lab ID:** QC1340988	**Batch:** 395459
Matrix: Water	**Method:** EPA 200.8	**Prep Method:** EPA 3015A

QC1340988 Analyte	Result	Qual	Units	RL	MDL	Prepared	Analyzed
Antimony	ND		ug/L	2.0	1.0	02/16/26	02/17/26
Arsenic	ND		ug/L	2.0	0.27	02/16/26	02/17/26
Barium	ND		ug/L	5.0	0.44	02/16/26	02/17/26
Beryllium	ND		ug/L	1.0	0.083	02/16/26	02/17/26
Cadmium	ND		ug/L	1.0	0.26	02/16/26	02/17/26
Chromium	ND		ug/L	5.0	0.40	02/16/26	02/17/26
Cobalt	ND		ug/L	1.0	0.13	02/16/26	02/17/26
Copper	ND		ug/L	3.0	0.96	02/16/26	02/17/26
Lead	ND		ug/L	5.0	0.23	02/16/26	02/17/26
Manganese	ND		ug/L	10	4.5	02/16/26	02/17/26
Nickel	ND		ug/L	5.0	0.89	02/16/26	02/17/26
Selenium	ND		ug/L	2.0	1.8	02/16/26	02/17/26
Silver	ND		ug/L	5.0	0.36	02/16/26	02/17/26
Thallium	ND		ug/L	1.0	0.15	02/16/26	02/17/26
Tin	ND		ug/L	5.0	1.5	02/16/26	02/17/26
Vanadium	ND		ug/L	5.0	0.36	02/16/26	02/17/26
Zinc	ND		ug/L	10	7.6	02/16/26	02/17/26

Type: Lab Control Sample	**Lab ID:** QC1340989	**Batch:** 395459
Matrix: Water	**Method:** EPA 200.8	**Prep Method:** EPA 3015A

QC1340989 Analyte	Result	Spiked	Units	Recovery	Qual	Limits
Antimony	96.59	100.0	ug/L	97%		85-115
Arsenic	91.21	100.0	ug/L	91%		85-115
Barium	92.50	100.0	ug/L	92%		85-115
Beryllium	98.02	100.0	ug/L	98%		85-115
Cadmium	92.11	100.0	ug/L	92%		85-115
Chromium	92.43	100.0	ug/L	92%		85-115
Cobalt	94.57	100.0	ug/L	95%		85-115
Copper	99.17	100.0	ug/L	99%		85-115
Lead	89.04	100.0	ug/L	89%		85-115
Manganese	94.74	100.0	ug/L	95%		85-115
Nickel	95.42	100.0	ug/L	95%		85-115
Selenium	91.01	100.0	ug/L	91%		85-115
Silver	45.99	50.00	ug/L	92%		85-115
Thallium	89.14	100.0	ug/L	89%		85-115
Tin	89.83	100.0	ug/L	90%		85-115
Vanadium	93.92	100.0	ug/L	94%		85-115
Zinc	92.28	100.0	ug/L	92%		85-115

ENTHALPY ANALYTICAL

Batch QC

Type:	Matrix Spike	Lab ID:	QC1340990	Batch:	395459
Matrix (Source ID):	Water (553176-001)	Method:	EPA 200.8	Prep Method:	EPA 3015A

QC1340990 Analyte	Result	Source Sample Result	Spiked	Units	Recovery	Qual	Limits	DF
Antimony	86.95	ND	100.0	ug/L	87%		70-130	10
Arsenic	95.22	ND	100.0	ug/L	95%		70-130	10
Barium	95.83	4.547	100.0	ug/L	91%		70-130	10
Beryllium	97.55	ND	100.0	ug/L	98%		70-130	10
Cadmium	91.25	ND	100.0	ug/L	91%		70-130	10
Chromium	96.48	ND	100.0	ug/L	96%		70-130	10
Cobalt	99.39	ND	100.0	ug/L	99%		70-130	10
Copper	105.5	1.952	100.0	ug/L	104%		70-130	10
Lead	110.1	15.77	100.0	ug/L	94%		70-130	10
Manganese	106.0	ND	100.0	ug/L	106%		70-130	10
Nickel	98.84	ND	100.0	ug/L	99%		70-130	10
Selenium	97.06	ND	100.0	ug/L	97%		70-130	10
Silver	46.11	ND	50.00	ug/L	92%		70-130	10
Thallium	93.43	ND	100.0	ug/L	93%		70-130	10
Tin	93.44	ND	100.0	ug/L	93%		70-130	10
Vanadium	94.68	ND	100.0	ug/L	95%		70-130	10
Zinc	97.34	ND	100.0	ug/L	97%		70-130	10

Type:	Matrix Spike Duplicate	Lab ID:	QC1340991	Batch:	395459
Matrix (Source ID):	Water (553176-001)	Method:	EPA 200.8	Prep Method:	EPA 3015A

QC1340991 Analyte	Result	Source Sample Result	Spiked	Units	Recovery	Qual	Limits	RPD	RPD Lim	DF
Antimony	89.11	ND	100.0	ug/L	89%		70-130	2	20	10
Arsenic	94.04	ND	100.0	ug/L	94%		70-130	1	20	10
Barium	96.70	4.547	100.0	ug/L	92%		70-130	1	20	10
Beryllium	99.23	ND	100.0	ug/L	99%		70-130	2	20	10
Cadmium	89.29	ND	100.0	ug/L	89%		70-130	2	20	10
Chromium	95.85	ND	100.0	ug/L	96%		70-130	1	20	10
Cobalt	97.42	ND	100.0	ug/L	97%		70-130	2	20	10
Copper	103.3	1.952	100.0	ug/L	101%		70-130	2	20	10
Lead	107.9	15.77	100.0	ug/L	92%		70-130	2	20	10
Manganese	103.1	ND	100.0	ug/L	103%		70-130	3	20	10
Nickel	97.45	ND	100.0	ug/L	97%		70-130	1	20	10
Selenium	99.40	ND	100.0	ug/L	99%		70-130	2	20	10
Silver	46.12	ND	50.00	ug/L	92%		70-130	0	20	10
Thallium	90.88	ND	100.0	ug/L	91%		70-130	3	20	10
Tin	92.01	ND	100.0	ug/L	92%		70-130	2	20	10
Vanadium	94.46	ND	100.0	ug/L	94%		70-130	0	20	10
Zinc	98.15	ND	100.0	ug/L	98%		70-130	1	20	10

ENTHALPY ANALYTICAL

Batch QC

Type: Blank	Lab ID: QC1341220	Batch: 395533
Matrix: Water	Method: EPA 200.8	Prep Method: EPA 3015A

QC1341220 Analyte	Result	Qual	Units	RL	MDL	Prepared	Analyzed
Boron	ND		ug/L	10	7.7	02/17/26	02/17/26

Type: Lab Control Sample	Lab ID: QC1341221	Batch: 395533
Matrix: Water	Method: EPA 200.8	Prep Method: EPA 3015A

QC1341221 Analyte	Result	Spiked	Units	Recovery	Qual	Limits
Boron	87.05	100.0	ug/L	87%		85-115

Type: Matrix Spike	Lab ID: QC1341234	Batch: 395533
Matrix (Source ID): Water (553180-001)	Method: EPA 200.8	Prep Method: EPA 3015A

QC1341234 Analyte	Result	Source Sample Result	Spiked	Units	Recovery	Qual	Limits	DF
Boron	329.1	205.2	100.0	ug/L	124%	NM	70-130	10

Type: Matrix Spike Duplicate	Lab ID: QC1341235	Batch: 395533
Matrix (Source ID): Water (553180-001)	Method: EPA 200.8	Prep Method: EPA 3015A

QC1341235 Analyte	Result	Source Sample Result	Spiked	Units	Recovery	Qual	Limits	RPD	RPD Lim	DF
Boron	323.2	205.2	100.0	ug/L	118%	NM	70-130	2	20	10

Type: Matrix Spike	Lab ID: QC1341236	Batch: 395533
Matrix (Source ID): Water (553180-002)	Method: EPA 200.8	Prep Method: EPA 3015A

QC1341236 Analyte	Result	Source Sample Result	Spiked	Units	Recovery	Qual	Limits	DF
Boron	244.3	151.2	100.0	ug/L	93%		70-130	10

Type: Matrix Spike Duplicate	Lab ID: QC1341237	Batch: 395533
Matrix (Source ID): Water (553180-002)	Method: EPA 200.8	Prep Method: EPA 3015A

QC1341237 Analyte	Result	Source Sample Result	Spiked	Units	Recovery	Qual	Limits	RPD	RPD Lim	DF
Boron	240.9	151.2	100.0	ug/L	90%		70-130	1	20	10

Type: Blank	Lab ID: QC1340921	Batch: 395444
Matrix: Water	Method: EPA 245.1	Prep Method: EPA 245.1

QC1340921 Analyte	Result	Qual	Units	RL	MDL	Prepared	Analyzed
Mercury	ND		ug/L	0.40	0.091	02/16/26	02/16/26

ENTHALPY ANALYTICAL

Batch QC

Type: Lab Control Sample	Lab ID: QC1340922	Batch: 395444
Matrix: Water	Method: EPA 245.1	Prep Method: EPA 245.1

QC1340922 Analyte	Result	Spiked	Units	Recovery	Qual	Limits
Mercury	4.908	5.000	ug/L	98%		85-115

Type: Matrix Spike	Lab ID: QC1340923	Batch: 395444
Matrix (Source ID): Water (553203-001)	Method: EPA 245.1	Prep Method: EPA 245.1

QC1340923 Analyte	Result	Source Sample Result	Spiked	Units	Recovery	Qual	Limits	DF
Mercury	4.584	0.1369	5.000	ug/L	89%		75-125	1

Type: Matrix Spike Duplicate	Lab ID: QC1340924	Batch: 395444
Matrix (Source ID): Water (553203-001)	Method: EPA 245.1	Prep Method: EPA 245.1

QC1340924 Analyte	Result	Source Sample Result	Spiked	Units	Recovery	Qual	Limits	RPD	RPD Lim	DF
Mercury	4.710	0.1369	5.000	ug/L	91%		75-125	3	20	1

Type: Blank	Lab ID: QC1340980	Batch: 395458
Matrix: Water	Method: EPA 300.0	Prep Method: METHOD

QC1340980 Analyte	Result	Qual	Units	RL	MDL	Prepared	Analyzed
Fluoride	ND		mg/L	0.20	0.062	02/16/26 14:30	02/16/26 15:15
Chloride	ND		mg/L	1.0	0.27	02/16/26 14:30	02/16/26 15:15
Nitrogen, Nitrite	ND		mg/L	0.10	0.01	02/16/26 14:30	02/16/26 15:15
Bromide	ND		mg/L	0.30	0.049	02/16/26 14:30	02/16/26 15:15
Nitrogen, Nitrate	ND		mg/L	0.10	0.05	02/16/26 14:30	02/16/26 15:15
Sulfate	ND		mg/L	1.0	0.26	02/16/26 14:30	02/16/26 15:15

Type: Lab Control Sample	Lab ID: QC1340981	Batch: 395458
Matrix: Water	Method: EPA 300.0	Prep Method: METHOD

QC1340981 Analyte	Result	Spiked	Units	Recovery	Qual	Limits
Fluoride	9.839	10.00	mg/L	98%		90-110
Chloride	47.90	50.00	mg/L	96%		90-110
Nitrogen, Nitrite	4.491	4.567	mg/L	98%		90-110
Bromide	15.13	15.00	mg/L	101%		90-110
Nitrogen, Nitrate	4.544	4.518	mg/L	101%		90-110
Sulfate	24.91	25.00	mg/L	100%		90-110

ENTHALPY ANALYTICAL

Batch QC

Type:	Matrix Spike	Lab ID:	QC1340982	Batch:	395458
Matrix (Source ID):	Water (553203-001)	Method:	EPA 300.0	Prep Method:	METHOD

QC1340982 Analyte	Result	Source Sample Result	Spiked	Units	Recovery	Qual	Limits	DF
Fluoride	20.43	0.3078	20.00	mg/L	101%		80-129	1
Chloride	129.4	27.22	100.0	mg/L	102%		80-123	1
Nitrogen, Nitrite	9.145	0.01466	9.134	mg/L	100%		80-122	1
Bromide	15.09	0.1057	15.00	mg/L	100%		80-121	1
Nitrogen, Nitrate	9.478	0.3600	9.036	mg/L	101%		80-123	1
Sulfate	264.0	234.7	50.00	mg/L	58%	E,NM	79-124	1

Type:	Matrix Spike Duplicate	Lab ID:	QC1340983	Batch:	395458
Matrix (Source ID):	Water (553203-001)	Method:	EPA 300.0	Prep Method:	METHOD

QC1340983 Analyte	Result	Source Sample Result	Spiked	Units	Recovery	Qual	Limits	RPD	RPD Lim	DF
Fluoride	20.52	0.3078	20.00	mg/L	101%		80-129	0	21	1
Chloride	129.9	27.22	100.0	mg/L	103%		80-123	0	20	1
Nitrogen, Nitrite	9.196	0.01466	9.134	mg/L	101%		80-122	1	21	1
Bromide	15.17	0.1057	15.00	mg/L	100%		80-121	1	20	1
Nitrogen, Nitrate	9.520	0.3600	9.036	mg/L	101%		80-123	0	20	1
Sulfate	264.6	234.7	50.00	mg/L	60%	E,NM	79-124		20	1

Type:	Blank	Lab ID:	QC1341095	Batch:	395490
Matrix:	Water	Method:	EPA 350.1	Prep Method:	METHOD

QC1341095 Analyte	Result	Qual	Units	RL	MDL	Prepared	Analyzed
Ammonia-N	ND		mg/L	0.10	0.068	02/17/26	02/17/26

Type:	Lab Control Sample	Lab ID:	QC1341096	Batch:	395490
Matrix:	Water	Method:	EPA 350.1	Prep Method:	METHOD

QC1341096 Analyte	Result	Spiked	Units	Recovery	Qual	Limits
Ammonia-N	0.9276	1.000	mg/L	93%		90-110

Type:	Matrix Spike	Lab ID:	QC1341104	Batch:	395490
Matrix (Source ID):	Water (552451-001)	Method:	EPA 350.1	Prep Method:	SM 4500-NH3-G SD

QC1341104 Analyte	Result	Source Sample Result	Spiked	Units	Recovery	Qual	Limits	DF
Ammonia-N	0.9906	ND	1.000	mg/L	99%		90-110	1

ENTHALPY ANALYTICAL

Batch QC

Type:	**Matrix Spike Duplicate**	**Lab ID:**	**QC1341105**	**Batch:**	**395490**
Matrix (Source ID):	**Water (552451-001)**	**Method:**	**EPA 350.1**	**Prep Method:**	**SM 4500-NH3-G SD**

QC1341105 Analyte	Result	Source Sample Result	Spiked	Units	Recovery	Qual	Limits	RPD	RPD Lim	DF
Ammonia-N	0.9784	ND	1.000	mg/L	98%		90-110	1	20	1

Type:	**Blank**	**Lab ID:**	**QC1341160**	**Batch:**	**395514**
Matrix:	**Water**	**Method:**	**EPA 420.1**	**Prep Method:**	**METHOD**

QC1341160 Analyte	Result	Qual	Units	RL	MDL	Prepared	Analyzed
Total Phenolics	ND		mg/L	0.010	0.0056	02/17/26	02/17/26

Type:	**Lab Control Sample**	**Lab ID:**	**QC1341161**	**Batch:**	**395514**
Matrix:	**Water**	**Method:**	**EPA 420.1**	**Prep Method:**	**METHOD**

QC1341161 Analyte	Result	Spiked	Units	Recovery	Qual	Limits
Total Phenolics	0.07000	0.08000	mg/L	88%		80-120

Type:	**Lab Control Sample Duplicate**	**Lab ID:**	**QC1341162**	**Batch:**	**395514**
Matrix:	**Water**	**Method:**	**EPA 420.1**	**Prep Method:**	**METHOD**

QC1341162 Analyte	Result	Spiked	Units	Recovery	Qual	Limits	RPD	RPD Lim
Total Phenolics	0.07000	0.08000	mg/L	88%		80-120	0	20

ENTHALPY ANALYTICAL

Batch QC

Type: Blank	Lab ID: QC1340881	Batch: 395436
Matrix: Water		

QC1340881 Analyte	Result	Qual	Units	RL	MDL	Prepared	Analyzed
Method: EPA 625.1 Prep Method: EPA 3510C							
a-Terpineol	ND		ug/L	10	2.1	02/15/26	02/17/26
Benzoic acid	ND		ug/L	50	11	02/15/26	02/15/26
2-Methylphenol	ND		ug/L	10	3.2	02/15/26	02/15/26
Pyridine	ND		ug/L	10	2.8	02/15/26	02/15/26
Phenol	ND		ug/L	10	2.1	02/15/26	02/15/26
Naphthalene	ND		ug/L	10	3.6	02/15/26	02/15/26
3-,4-Methylphenol	ND		ug/L	10	3.0	02/15/26	02/15/26
Cresol	ND		ug/L	10		02/15/26	02/15/26
Surrogates				**Limits**			
2-Fluorophenol	22%	*	%REC	36-95		02/15/26	02/15/26
Phenol-d6	13%	*	%REC	28-82		02/15/26	02/15/26
2,4,6-Tribromophenol	35%	*	%REC	61-140		02/15/26	02/15/26
Nitrobenzene-d5	54%		%REC	48-123		02/15/26	02/15/26
2-Fluorobiphenyl	44%	*	%REC	51-105		02/15/26	02/15/26
Terphenyl-d14	79%		%REC	65-117		02/15/26	02/15/26
Method: EPA 8270E Prep Method: EPA 3510C							
Carbazole	ND		ug/L	10	2.8	02/15/26	02/15/26
N-Nitrosodimethylamine	ND		ug/L	10	2.9	02/15/26	02/15/26
Aniline	ND		ug/L	10	2.8	02/15/26	02/15/26
bis(2-Chloroethyl)ether	ND		ug/L	25	3.7	02/15/26	02/15/26
2-Chlorophenol	ND		ug/L	10	3.6	02/15/26	02/15/26
1,3-Dichlorobenzene	ND		ug/L	10	3.3	02/15/26	02/15/26
1,4-Dichlorobenzene	ND		ug/L	10	3.4	02/15/26	02/15/26
Benzyl alcohol	ND		ug/L	25	5.8	02/15/26	02/15/26
1,2-Dichlorobenzene	ND		ug/L	10	3.3	02/15/26	02/15/26
bis(2-Chloroisopropyl) ether	ND		ug/L	10	3.8	02/15/26	02/15/26
N-Nitroso-di-n-propylamine	ND		ug/L	10	3.9	02/15/26	02/15/26
Hexachloroethane	ND		ug/L	10	3.0	02/15/26	02/15/26
Nitrobenzene	ND		ug/L	25	8.4	02/15/26	02/15/26
Isophorone	ND		ug/L	10	3.7	02/15/26	02/15/26
2-Nitrophenol	ND		ug/L	10	5.4	02/15/26	02/15/26
2,4-Dimethylphenol	ND		ug/L	10	3.2	02/15/26	02/15/26
bis(2-Chloroethoxy)methane	ND		ug/L	10	3.7	02/15/26	02/15/26
2,4-Dichlorophenol	ND		ug/L	10	3.7	02/15/26	02/15/26
1,2,4-Trichlorobenzene	ND		ug/L	10	3.4	02/15/26	02/15/26
4-Chloroaniline	ND		ug/L	10	3.1	02/15/26	02/15/26
Hexachlorobutadiene	ND		ug/L	10	2.2	02/15/26	02/15/26
4-Chloro-3-methylphenol	ND		ug/L	10	3.6	02/15/26	02/15/26
2-Methylnaphthalene	ND		ug/L	10	3.4	02/15/26	02/15/26
Hexachlorocyclopentadiene	ND		ug/L	25	7.8	02/15/26	02/15/26
2,4,6-Trichlorophenol	ND		ug/L	10	4.1	02/15/26	02/15/26
2,4,5-Trichlorophenol	ND		ug/L	10	3.7	02/15/26	02/15/26
2-Chloronaphthalene	ND		ug/L	10	3.4	02/15/26	02/15/26
2-Nitroaniline	ND		ug/L	50	4.3	02/15/26	02/15/26

ENTHALPY ANALYTICAL

Batch QC

QC1340881 Analyte	Result	Qual	Units	RL	MDL	Prepared	Analyzed
Dimethylphthalate	ND		ug/L	10	3.4	02/15/26	02/15/26
Acenaphthylene	ND		ug/L	10	3.9	02/15/26	02/15/26
2,6-Dinitrotoluene	ND		ug/L	10	4.4	02/15/26	02/15/26
3-Nitroaniline	ND		ug/L	10	4.0	02/15/26	02/15/26
Acenaphthene	ND		ug/L	10	3.2	02/15/26	02/15/26
2,4-Dinitrophenol	ND		ug/L	50	15	02/15/26	02/15/26
4-Nitrophenol	ND		ug/L	50	8.5	02/15/26	02/15/26
Dibenzofuran	ND		ug/L	10	3.2	02/15/26	02/15/26
2,4-Dinitrotoluene	ND		ug/L	10	4.3	02/15/26	02/15/26
Diethylphthalate	ND		ug/L	10	2.9	02/15/26	02/15/26
Fluorene	ND		ug/L	10	3.1	02/15/26	02/15/26
4-Chlorophenyl-phenylether	ND		ug/L	10	3.1	02/15/26	02/15/26
4-Nitroaniline	ND		ug/L	10	3.3	02/15/26	02/15/26
4,6-Dinitro-2-methylphenol	ND		ug/L	50	17	02/15/26	02/15/26
N-Nitrosodiphenylamine	ND		ug/L	10	4.0	02/15/26	02/15/26
1,2-diphenylhydrazine (as azobenzene)	ND		ug/L	10	2.9	02/15/26	02/15/26
4-Bromophenyl-phenylether	ND		ug/L	10	3.3	02/15/26	02/15/26
Hexachlorobenzene	ND		ug/L	10	3.0	02/15/26	02/15/26
Pentachlorophenol	ND		ug/L	25	5.7	02/15/26	02/15/26
Phenanthrene	ND		ug/L	10	2.9	02/15/26	02/15/26
Anthracene	ND		ug/L	10	2.8	02/15/26	02/15/26
Di-n-butylphthalate	ND		ug/L	10	3.0	02/15/26	02/15/26
Fluoranthene	ND		ug/L	10	2.8	02/15/26	02/15/26
Benzidine	ND		ug/L	50	19	02/15/26	02/15/26
Pyrene	ND		ug/L	10	2.7	02/15/26	02/15/26
Butylbenzylphthalate	ND		ug/L	10	3.6	02/15/26	02/15/26
3,3'-Dichlorobenzidine	ND		ug/L	25	5.2	02/15/26	02/15/26
Benzo(a)anthracene	ND		ug/L	10	2.4	02/15/26	02/15/26
Chrysene	ND		ug/L	10	2.5	02/15/26	02/15/26
bis(2-Ethylhexyl)phthalate	ND		ug/L	10	3.3	02/15/26	02/15/26
Di-n-octylphthalate	ND		ug/L	10	4.7	02/15/26	02/15/26
Benzo(b)fluoranthene	ND		ug/L	10	3.0	02/15/26	02/15/26
Benzo(k)fluoranthene	ND		ug/L	10	3.1	02/15/26	02/15/26
Benzo(a)pyrene	ND		ug/L	10	3.1	02/15/26	02/15/26
Indeno(1,2,3-cd)pyrene	ND		ug/L	10	4.2	02/15/26	02/15/26
Dibenz(a,h)anthracene	ND		ug/L	10	4.2	02/15/26	02/15/26
Benzo(g,h,i)perylene	ND		ug/L	10	4.1	02/15/26	02/15/26
Surrogates				**Limits**			
2-Fluorophenol	22%		%REC	15-120		02/15/26	02/15/26
Phenol-d6	13%	*	%REC	15-120		02/15/26	02/15/26
2,4,6-Tribromophenol	35%		%REC	15-140		02/15/26	02/15/26
Nitrobenzene-d5	54%		%REC	15-123		02/15/26	02/15/26
2-Fluorobiphenyl	44%		%REC	15-120		02/15/26	02/15/26
Terphenyl-d14	79%		%REC	15-120		02/15/26	02/15/26

ENTHALPY ANALYTICAL

Batch QC

Type: Lab Control Sample **Lab ID:** QC1340882 **Batch:** 395436
Matrix: Water

QC1340882 Analyte	Result	Spiked	Units	Recovery	Qual	Limits
Method: EPA 625.1 Prep Method: EPA 3510C						
2-Methylphenol	43.66	75.00	ug/L	58%		44-120
Pyridine	23.56	75.00	ug/L	31%		13-120
Phenol	16.98	75.00	ug/L	23%		10-85
Naphthalene	53.32	75.00	ug/L	71%		23-133
3-,4-Methylphenol	39.11	75.00	ug/L	52%		40-120
Surrogates						
2-Fluorophenol	13.41	40.00	ug/L	34%	*	36-95
Phenol-d6	9.187	40.00	ug/L	23%	*	28-82
2,4,6-Tribromophenol	28.87	40.00	ug/L	72%		61-140
Nitrobenzene-d5	35.82	40.00	ug/L	90%		48-123
2-Fluorobiphenyl	27.99	40.00	ug/L	70%		51-105
Terphenyl-d14	32.05	40.00	ug/L	80%		65-117
Method: EPA 8270E Prep Method: EPA 3510C						
Phenol	16.98	75.00	ug/L	23%		14-120
2-Chlorophenol	50.05	75.00	ug/L	67%		46-120
1,4-Dichlorobenzene	50.48	75.00	ug/L	67%		42-120
3-,4-Methylphenol	39.11	75.00	ug/L	52%		40-120
N-Nitroso-di-n-propylamine	62.85	75.00	ug/L	84%		54-121
2,4-Dimethylphenol	58.91	75.00	ug/L	79%		48-120
1,2,4-Trichlorobenzene	54.48	75.00	ug/L	73%		45-120
4-Chloro-3-methylphenol	59.10	75.00	ug/L	79%		60-121
2,4,5-Trichlorophenol	67.14	75.00	ug/L	90%		62-124
Acenaphthene	57.33	75.00	ug/L	76%		56-120
4-Nitrophenol	28.43	75.00	ug/L	38%		17-120
2,4-Dinitrotoluene	73.48	75.00	ug/L	98%	b	69-127
Pentachlorophenol	60.90	75.00	ug/L	81%		51-120
Pyrene	64.16	75.00	ug/L	86%		68-123
Chrysene	64.63	75.00	ug/L	86%		66-120
Benzo(b)fluoranthene	58.30	75.00	ug/L	78%		67-120
Surrogates						
2-Fluorophenol	13.41	40.00	ug/L	34%		15-120
Phenol-d6	9.187	40.00	ug/L	23%		15-120
2,4,6-Tribromophenol	28.87	40.00	ug/L	72%		15-140
Nitrobenzene-d5	35.82	40.00	ug/L	90%		15-123
2-Fluorobiphenyl	27.99	40.00	ug/L	70%		15-120
Terphenyl-d14	32.05	40.00	ug/L	80%		15-120

ENTHALPY ANALYTICAL

Batch QC

Type: Lab Control Sample Duplicate **Lab ID:** QC1340883 **Batch:** 395436
Matrix: Water

QC1340883 Analyte	Result	Spiked	Units	Recovery	Qual	Limits	RPD	RPD Lim
Method: EPA 625.1 Prep Method: EPA 3510C								
2-Methylphenol	45.94	75.00	ug/L	61%		44-120	5	51
Pyridine	22.91	75.00	ug/L	31%		13-120	3	62
Phenol	18.07	75.00	ug/L	24%		10-85	6	52
Naphthalene	54.41	75.00	ug/L	73%		23-133	2	50
3-,4-Methylphenol	41.35	75.00	ug/L	55%		40-120	6	51
Surrogates								
2-Fluorophenol	14.27	40.00	ug/L	36%		36-95		
Phenol-d6	9.265	40.00	ug/L	23%	*	28-82		
2,4,6-Tribromophenol	30.25	40.00	ug/L	76%		61-140		
Nitrobenzene-d5	38.27	40.00	ug/L	96%		48-123		
2-Fluorobiphenyl	27.77	40.00	ug/L	69%		51-105		
Terphenyl-d14	35.07	40.00	ug/L	88%		65-117		
Method: EPA 8270E Prep Method: EPA 3510C								
Phenol	18.07	75.00	ug/L	24%		14-120	6	52
2-Chlorophenol	52.57	75.00	ug/L	70%		46-120	5	52
1,4-Dichlorobenzene	52.57	75.00	ug/L	70%		42-120	4	53
3-,4-Methylphenol	41.35	75.00	ug/L	55%		40-120	6	51
N-Nitroso-di-n-propylamine	63.69	75.00	ug/L	85%		54-121	1	52
2,4-Dimethylphenol	61.43	75.00	ug/L	82%		48-120	4	52
1,2,4-Trichlorobenzene	56.85	75.00	ug/L	76%		45-120	4	54
4-Chloro-3-methylphenol	59.39	75.00	ug/L	79%		60-121	1	47
2,4,5-Trichlorophenol	70.19	75.00	ug/L	94%		62-124	4	46
Acenaphthene	57.35	75.00	ug/L	76%		56-120	0	46
4-Nitrophenol	29.94	75.00	ug/L	40%		17-120	5	44
2,4-Dinitrotoluene	77.11	75.00	ug/L	103%	b	69-127	5	40
Pentachlorophenol	66.40	75.00	ug/L	89%		51-120	9	42
Pyrene	70.73	75.00	ug/L	94%		68-123	10	39
Chrysene	71.37	75.00	ug/L	95%		66-120	10	38
Benzo(b)fluoranthene	63.68	75.00	ug/L	85%		67-120	9	39
Surrogates								
2-Fluorophenol	14.27	40.00	ug/L	36%		15-120		
Phenol-d6	9.265	40.00	ug/L	23%		15-120		
2,4,6-Tribromophenol	30.25	40.00	ug/L	76%		15-140		
Nitrobenzene-d5	38.27	40.00	ug/L	96%		15-123		
2-Fluorobiphenyl	27.77	40.00	ug/L	69%		15-120		
Terphenyl-d14	35.07	40.00	ug/L	88%		15-120		

ENTHALPY ANALYTICAL

Batch QC

Type: Blank	Lab ID: QC1340997	Batch: 395462
Matrix: Water		

QC1340997 Analyte	Result	Qual	Units	RL	MDL	Prepared	Analyzed
Method: EPA 8081A Prep Method: EPA 3510C							
alpha-BHC	ND		ug/L	0.05	0.01	02/16/26	02/17/26
beta-BHC	ND		ug/L	0.05	0.01	02/16/26	02/17/26
gamma-BHC	ND		ug/L	0.05	0.009	02/16/26	02/17/26
delta-BHC	ND		ug/L	0.05	0.01	02/16/26	02/17/26
Heptachlor	ND		ug/L	0.05	0.01	02/16/26	02/17/26
Aldrin	ND		ug/L	0.05	0.01	02/16/26	02/17/26
Heptachlor epoxide	ND		ug/L	0.05	0.01	02/16/26	02/17/26
Endosulfan I	ND		ug/L	0.05	0.01	02/16/26	02/17/26
Dieldrin	ND		ug/L	0.1	0.01	02/16/26	02/17/26
4,4'-DDE	ND		ug/L	0.1	0.01	02/16/26	02/17/26
Endrin	ND		ug/L	0.1	0.01	02/16/26	02/17/26
Endosulfan II	ND		ug/L	0.1	0.02	02/16/26	02/17/26
Endosulfan sulfate	ND		ug/L	0.1	0.01	02/16/26	02/17/26
4,4'-DDD	ND		ug/L	0.1	0.01	02/16/26	02/17/26
Endrin aldehyde	ND		ug/L	0.1	0.02	02/16/26	02/17/26
Endrin ketone	ND		ug/L	0.1	0.02	02/16/26	02/17/26
4,4'-DDT	ND		ug/L	0.1	0.04	02/16/26	02/17/26
Methoxychlor	ND		ug/L	0.1	0.03	02/16/26	02/17/26
Toxaphene	ND		ug/L	2.0	0.4	02/16/26	02/17/26
Chlordane (Technical)	ND		ug/L	1.0	0.2	02/16/26	02/17/26
Surrogates				**Limits**			
TCMX	88%		%REC	29-120		02/16/26	02/17/26
Decachlorobiphenyl	108%		%REC	33-132		02/16/26	02/17/26
Method: EPA 8082 Prep Method: EPA 3510C							
Aroclor-1016	ND		ug/L	0.50	0.30	02/16/26	02/17/26
Aroclor-1221	ND		ug/L	0.50	0.47	02/16/26	02/17/26
Aroclor-1232	ND		ug/L	0.50	0.27	02/16/26	02/17/26
Aroclor-1242	ND		ug/L	0.50	0.29	02/16/26	02/17/26
Aroclor-1248	ND		ug/L	0.50	0.24	02/16/26	02/17/26
Aroclor-1254	ND		ug/L	0.50	0.27	02/16/26	02/17/26
Aroclor-1260	ND		ug/L	0.50	0.33	02/16/26	02/17/26
Aroclor-1262	ND		ug/L	0.50	0.29	02/16/26	02/17/26
Aroclor-1268	ND		ug/L	0.50	0.26	02/16/26	02/17/26
Surrogates				**Limits**			
Decachlorobiphenyl (PCB)	89%		%REC	28-138		02/16/26	02/17/26

ENTHALPY ANALYTICAL

Batch QC

Type:	**Lab Control Sample**	**Lab ID:**	**QC1340998**	**Batch:**	**395462**
Matrix:	**Water**	**Method:**	**EPA 8081A**	**Prep Method:**	**EPA 3510C**

QC1340998 Analyte	Result	Spiked	Units	Recovery	Qual	Limits
alpha-BHC	0.5462	0.5000	ug/L	109%		66-121
beta-BHC	0.5538	0.5000	ug/L	111%		73-120
gamma-BHC	0.5469	0.5000	ug/L	109%		68-125
delta-BHC	0.5638	0.5000	ug/L	113%		68-131
Heptachlor	0.5632	0.5000	ug/L	113%		63-120
Aldrin	0.4820	0.5000	ug/L	96%		56-120
Heptachlor epoxide	0.4862	0.5000	ug/L	97%		65-120
Endosulfan I	0.4895	0.5000	ug/L	98%		68-124
Dieldrin	0.4981	0.5000	ug/L	100%		66-124
4,4'-DDE	0.5125	0.5000	ug/L	103%		67-131
Endrin	0.5266	0.5000	ug/L	105%		68-135
Endosulfan II	0.5326	0.5000	ug/L	107%		71-130
Endosulfan sulfate	0.5310	0.5000	ug/L	106%		68-128
4,4'-DDD	0.5573	0.5000	ug/L	111%		65-130
Endrin aldehyde	0.4986	0.5000	ug/L	100%		67-124
Endrin ketone	0.5663	0.5000	ug/L	113%		69-137
4,4'-DDT	0.5415	0.5000	ug/L	108%		65-136
Methoxychlor	0.5582	0.5000	ug/L	112%		69-150
Surrogates						
TCMX	0.4970	0.5000	ug/L	99%		29-120
Decachlorobiphenyl	0.5611	0.5000	ug/L	112%		33-132

ENTHALPY ANALYTICAL

Batch QC

Type:	Lab Control Sample Duplicate	Lab ID:	QC1340999	Batch:	395462
Matrix:	Water	Method:	EPA 8081A	Prep Method:	EPA 3510C

QC1340999 Analyte	Result	Spiked	Units	Recovery	Qual	Limits	RPD	RPD Lim
alpha-BHC	0.5355	0.5000	ug/L	107%		66-121	2	20
beta-BHC	0.5360	0.5000	ug/L	107%		73-120	3	20
gamma-BHC	0.5335	0.5000	ug/L	107%		68-125	2	20
delta-BHC	0.5469	0.5000	ug/L	109%		68-131	3	20
Heptachlor	0.5447	0.5000	ug/L	109%		63-120	3	24
Aldrin	0.4581	0.5000	ug/L	92%		56-120	5	30
Heptachlor epoxide	0.4652	0.5000	ug/L	93%		65-120	4	20
Endosulfan I	0.4664	0.5000	ug/L	93%		68-124	5	20
Dieldrin	0.4743	0.5000	ug/L	95%		66-124	5	22
4,4'-DDE	0.4794	0.5000	ug/L	96%		67-131	7	21
Endrin	0.4968	0.5000	ug/L	99%		68-135	6	20
Endosulfan II	0.5066	0.5000	ug/L	101%		71-130	5	21
Endosulfan sulfate	0.4998	0.5000	ug/L	100%		68-128	6	21
4,4'-DDD	0.5195	0.5000	ug/L	104%		65-130	7	22
Endrin aldehyde	0.4667	0.5000	ug/L	93%		67-124	7	20
Endrin ketone	0.5296	0.5000	ug/L	106%		69-137	7	21
4,4'-DDT	0.5076	0.5000	ug/L	102%		65-136	6	23
Methoxychlor	0.5215	0.5000	ug/L	104%		69-150	7	23
Surrogates								
TCMX	0.4821	0.5000	ug/L	96%		29-120		
Decachlorobiphenyl	0.5315	0.5000	ug/L	106%		33-132		

Type:	Lab Control Sample	Lab ID:	QC1341000	Batch:	395462
Matrix:	Water	Method:	EPA 8082	Prep Method:	EPA 3510C

QC1341000 Analyte	Result	Spiked	Units	Recovery	Qual	Limits
Aroclor-1016	5.818	5.000	ug/L	116%		69-120
Aroclor-1260	5.630	5.000	ug/L	113%		72-124
Surrogates						
Decachlorobiphenyl (PCB)	0.4904	0.5000	ug/L	98%		28-138

Type:	Lab Control Sample Duplicate	Lab ID:	QC1341001	Batch:	395462
Matrix:	Water	Method:	EPA 8082	Prep Method:	EPA 3510C

QC1341001 Analyte	Result	Spiked	Units	Recovery	Qual	Limits	RPD	RPD Lim
Aroclor-1016	5.478	5.000	ug/L	110%		69-120	6	22
Aroclor-1260	5.259	5.000	ug/L	105%		72-124	7	25
Surrogates								
Decachlorobiphenyl (PCB)	0.4628	0.5000	ug/L	93%		28-138		

ENTHALPY ANALYTICAL

Batch QC

Type:	**Lab Control Sample**	**Lab ID:**	**QC1340954**	**Batch:**	**395452**
Matrix:	**Water**	**Method:**	**EPA 8260B**	**Prep Method:**	**EPA 5030B**

QC1340954 Analyte	Result	Spiked	Units	Recovery	Qual	Limits
1,1-Dichloroethene	48.38	50.00	ug/L	97%		69-128
MTBE	49.96	50.00	ug/L	100%		66-125
Benzene	48.32	50.00	ug/L	97%		76-121
Trichloroethene	49.98	50.00	ug/L	100%		76-124
Toluene	48.88	50.00	ug/L	98%		76-120
Chlorobenzene	49.52	50.00	ug/L	99%		78-120
Surrogates						
Dibromofluoromethane	50.26	50.00	ug/L	101%		70-130
1,2-Dichloroethane-d4	51.29	50.00	ug/L	103%		70-130
Toluene-d8	50.50	50.00	ug/L	101%		70-130
Bromofluorobenzene	56.62	50.00	ug/L	113%		70-130

Type:	**Lab Control Sample Duplicate**	**Lab ID:**	**QC1340955**	**Batch:**	**395452**
Matrix:	**Water**	**Method:**	**EPA 8260B**	**Prep Method:**	**EPA 5030B**

QC1340955 Analyte	Result	Spiked	Units	Recovery	Qual	Limits	RPD	RPD Lim
1,1-Dichloroethene	48.19	50.00	ug/L	96%		69-128	0	23
MTBE	49.74	50.00	ug/L	99%		66-125	0	22
Benzene	48.36	50.00	ug/L	97%		76-121	0	21
Trichloroethene	49.46	50.00	ug/L	99%		76-124	1	22
Toluene	48.37	50.00	ug/L	97%		76-120	1	21
Chlorobenzene	49.78	50.00	ug/L	100%		78-120	1	20
Surrogates								
Dibromofluoromethane	49.86	50.00	ug/L	100%		70-130		
1,2-Dichloroethane-d4	50.42	50.00	ug/L	101%		70-130		
Toluene-d8	50.33	50.00	ug/L	101%		70-130		
Bromofluorobenzene	55.72	50.00	ug/L	111%		70-130		

ENTHALPY ANALYTICAL

Batch QC

Type:	**Blank**	**Lab ID:**	**QC1340959**	**Batch:**	**395452**
Matrix:	**Water**	**Method:**	**EPA 8260B**	**Prep Method:**	**EPA 5030B**

QC1340959 Analyte	Result	Qual	Units	RL	MDL	Prepared	Analyzed
Carbon Disulfide	ND		ug/L	5.0	0.1	02/16/26	02/16/26
Chloroprene	ND		ug/L	200	2.7	02/16/26	02/16/26
3-Chloropropene	ND		ug/L	5.0	0.2	02/16/26	02/16/26
Ethyl methacrylate	ND		ug/L	50	3.9	02/16/26	02/16/26
Ethanol	ND		ug/L	500	160	02/16/26	02/16/26
2-Hexanone	ND		ug/L	5.0	1.3	02/16/26	02/16/26
Isopropanol (IPA)	ND		ug/L	200	96	02/16/26	02/16/26
Methyl acrylonitrile	ND		ug/L	35	4.2	02/16/26	02/16/26
Vinyl Acetate	ND		ug/L	50	3.2	02/16/26	02/16/26
Acrolein	ND		ug/L	200	2.6	02/16/26	02/16/26
Acrylonitrile	ND		ug/L	10	0.7	02/16/26	02/16/26
Freon 12	ND		ug/L	5.0	0.2	02/16/26	02/16/26
Chloromethane	ND		ug/L	5.0	0.09	02/16/26	02/16/26
Vinyl Chloride	ND		ug/L	5.0	0.1	02/16/26	02/16/26
Bromomethane	ND		ug/L	5.0	0.1	02/16/26	02/16/26
Chloroethane	ND		ug/L	5.0	0.1	02/16/26	02/16/26
Trichlorofluoromethane	ND		ug/L	5.0	0.1	02/16/26	02/16/26
Iodomethane	ND		ug/L	5.0		02/16/26	02/16/26
Acetone	ND		ug/L	100	14	02/16/26	02/16/26
Freon 113	ND		ug/L	5.0	0.1	02/16/26	02/16/26
1,1-Dichloroethene	ND		ug/L	5.0	0.1	02/16/26	02/16/26
Methylene Chloride	ND		ug/L	10	0.2	02/16/26	02/16/26
MTBE	ND		ug/L	5.0	0.1	02/16/26	02/16/26
trans-1,2-Dichloroethene	ND		ug/L	5.0	0.1	02/16/26	02/16/26
1,1-Dichloroethane	ND		ug/L	5.0	0.09	02/16/26	02/16/26
2-Butanone	ND		ug/L	10	1.3	02/16/26	02/16/26
cis-1,2-Dichloroethene	ND		ug/L	5.0	0.1	02/16/26	02/16/26
2,2-Dichloropropane	ND		ug/L	5.0	0.2	02/16/26	02/16/26
Chloroform	ND		ug/L	5.0	0.08	02/16/26	02/16/26
Bromochloromethane	ND		ug/L	5.0	0.1	02/16/26	02/16/26
1,1,1-Trichloroethane	ND		ug/L	5.0	0.1	02/16/26	02/16/26
1,1-Dichloropropene	ND		ug/L	5.0	0.1	02/16/26	02/16/26
Carbon Tetrachloride	ND		ug/L	5.0	0.1	02/16/26	02/16/26
1,2-Dichloroethane	ND		ug/L	5.0	0.2	02/16/26	02/16/26
Benzene	ND		ug/L	1.0	0.1	02/16/26	02/16/26
Trichloroethene	ND		ug/L	5.0	0.1	02/16/26	02/16/26
1,2-Dichloropropane	ND		ug/L	5.0	0.09	02/16/26	02/16/26
Bromodichloromethane	ND		ug/L	5.0	0.07	02/16/26	02/16/26
Dibromomethane	ND		ug/L	5.0	0.1	02/16/26	02/16/26
4-Methyl-2-Pentanone	ND		ug/L	5.0	1.0	02/16/26	02/16/26
cis-1,3-Dichloropropene	ND		ug/L	5.0	0.1	02/16/26	02/16/26
Toluene	ND		ug/L	5.0	0.1	02/16/26	02/16/26
trans-1,3-Dichloropropene	ND		ug/L	5.0	0.09	02/16/26	02/16/26
1,1,2-Trichloroethane	ND		ug/L	5.0	0.1	02/16/26	02/16/26
1,3-Dichloropropane	ND		ug/L	5.0	0.07	02/16/26	02/16/26
Tetrachloroethene	ND		ug/L	5.0	0.2	02/16/26	02/16/26
Dibromochloromethane	ND		ug/L	5.0	0.1	02/16/26	02/16/26

ENTHALPY ANALYTICAL

Batch QC

QC1340959 Analyte	Result	Qual	Units	RL	MDL	Prepared	Analyzed
1,2-Dibromoethane	ND		ug/L	5.0	0.1	02/16/26	02/16/26
Chlorobenzene	ND		ug/L	5.0	0.1	02/16/26	02/16/26
1,1,1,2-Tetrachloroethane	ND		ug/L	5.0	0.07	02/16/26	02/16/26
Ethylbenzene	ND		ug/L	5.0	0.1	02/16/26	02/16/26
m,p-Xylenes	ND		ug/L	5.0	0.2	02/16/26	02/16/26
o-Xylene	ND		ug/L	5.0	0.1	02/16/26	02/16/26
Styrene	ND		ug/L	5.0	0.1	02/16/26	02/16/26
Bromoform	ND		ug/L	5.0	0.06	02/16/26	02/16/26
Isopropylbenzene	ND		ug/L	5.0	0.1	02/16/26	02/16/26
1,1,2,2-Tetrachloroethane	ND		ug/L	5.0	0.1	02/16/26	02/16/26
1,2,3-Trichloropropane	ND		ug/L	5.0	0.3	02/16/26	02/16/26
Propylbenzene	ND		ug/L	5.0	0.1	02/16/26	02/16/26
Bromobenzene	ND		ug/L	5.0	0.1	02/16/26	02/16/26
1,3,5-Trimethylbenzene	ND		ug/L	5.0	0.1	02/16/26	02/16/26
2-Chlorotoluene	ND		ug/L	5.0	0.1	02/16/26	02/16/26
4-Chlorotoluene	ND		ug/L	5.0	0.2	02/16/26	02/16/26
tert-Butylbenzene	ND		ug/L	5.0	0.1	02/16/26	02/16/26
1,2,4-Trimethylbenzene	ND		ug/L	5.0	0.1	02/16/26	02/16/26
sec-Butylbenzene	ND		ug/L	5.0	0.2	02/16/26	02/16/26
para-Isopropyl Toluene	ND		ug/L	5.0	0.2	02/16/26	02/16/26
1,3-Dichlorobenzene	ND		ug/L	5.0	0.1	02/16/26	02/16/26
1,4-Dichlorobenzene	ND		ug/L	5.0	0.2	02/16/26	02/16/26
n-Butylbenzene	ND		ug/L	5.0	0.1	02/16/26	02/16/26
1,2-Dichlorobenzene	ND		ug/L	5.0	0.1	02/16/26	02/16/26
1,2-Dibromo-3-Chloropropane	ND		ug/L	5.0	0.6	02/16/26	02/16/26
1,2,4-Trichlorobenzene	ND		ug/L	5.0	0.3	02/16/26	02/16/26
Hexachlorobutadiene	ND		ug/L	5.0	0.3	02/16/26	02/16/26
1,2,3-Trichlorobenzene	ND		ug/L	5.0	0.3	02/16/26	02/16/26
cis-1,4-Dichloro-2-butene	ND		ug/L	5.0	0.3	02/16/26	02/16/26
trans-1,4-Dichloro-2-butene	ND		ug/L	5.0	0.3	02/16/26	02/16/26
Xylene (total)	ND		ug/L	5.0		02/16/26	02/16/26
Surrogates				**Limits**			
Dibromofluoromethane	98%		%REC	70-130		02/16/26	02/16/26
1,2-Dichloroethane-d4	102%		%REC	70-130		02/16/26	02/16/26
Toluene-d8	102%		%REC	70-130		02/16/26	02/16/26
Bromofluorobenzene	106%		%REC	70-130		02/16/26	02/16/26

ENTHALPY ANALYTICAL

Batch QC

Type:	Matrix Spike	Lab ID:	QC1340986	Batch:	395452
Matrix (Source ID):	Water (553203-001)	Method:	EPA 8260B	Prep Method:	EPA 5030B

QC1340986 Analyte	Result	Source Sample Result	Spiked	Units	Recovery	Qual	Limits	DF
1,1-Dichloroethene	18.35	ND	20.00	ug/L	92%		62-131	1
MTBE	19.72	ND	20.00	ug/L	99%		61-124	1
Benzene	18.29	ND	20.00	ug/L	91%		70-123	1
Trichloroethene	21.30	ND	20.00	ug/L	106%		65-131	1
Toluene	18.23	ND	20.00	ug/L	91%		69-120	1
Chlorobenzene	19.02	ND	20.00	ug/L	95%		72-121	1
Surrogates								
Dibromofluoromethane	49.44		50.00	ug/L	99%		70-130	1
1,2-Dichloroethane-d4	52.68		50.00	ug/L	105%		70-130	1
Toluene-d8	49.69		50.00	ug/L	99%		70-130	1
Bromofluorobenzene	49.64		50.00	ug/L	99%		70-130	1

Type:	Matrix Spike Duplicate	Lab ID:	QC1340987	Batch:	395452
Matrix (Source ID):	Water (553203-001)	Method:	EPA 8260B	Prep Method:	EPA 5030B

QC1340987 Analyte	Result	Source Sample Result	Spiked	Units	Recovery	Qual	Limits	RPD	RPD Lim	DF
1,1-Dichloroethene	17.71	ND	20.00	ug/L	89%		62-131	4	31	1
MTBE	19.23	ND	20.00	ug/L	96%		61-124	3	30	1
Benzene	17.58	ND	20.00	ug/L	88%		70-123	4	31	1
Trichloroethene	20.13	ND	20.00	ug/L	101%		65-131	6	31	1
Toluene	17.99	ND	20.00	ug/L	90%		69-120	1	29	1
Chlorobenzene	18.69	ND	20.00	ug/L	93%		72-121	2	29	1
Surrogates										
Dibromofluoromethane	50.29		50.00	ug/L	101%		70-130			1
1,2-Dichloroethane-d4	52.74		50.00	ug/L	105%		70-130			1
Toluene-d8	49.60		50.00	ug/L	99%		70-130			1
Bromofluorobenzene	49.93		50.00	ug/L	100%		70-130			1

Type:	Blank	Lab ID:	QC1340973	Batch:	395455
Matrix:	Water	Method:	EPA 8270C-SIM	Prep Method:	EPA 3535

QC1340973 Analyte	Result	Qual	Units	RL	MDL	Prepared	Analyzed
1,4-Dioxane	ND		ug/L	1.0	0.84	02/16/26	02/17/26
Surrogates				**Limits**			
1,4-Dioxane-d8 (SUR)	98%		%REC	80-120		02/16/26	02/17/26

ENTHALPY ANALYTICAL

Batch QC

Type:	Lab Control Sample	Lab ID:	QC1340974	Batch:	395455
Matrix:	Water	Method:	EPA 8270C-SIM	Prep Method:	EPA 3535

QC1340974 Analyte	Result	Spiked	Units	Recovery	Qual	Limits
1,4-Dioxane	9.846	10.00	ug/L	98%		79-120
Surrogates						
1,4-Dioxane-d8 (SUR)	9.879	10.00	ug/L	99%		80-120

Type:	Lab Control Sample Duplicate	Lab ID:	QC1340975	Batch:	395455
Matrix:	Water	Method:	EPA 8270C-SIM	Prep Method:	EPA 3535

QC1340975 Analyte	Result	Spiked	Units	Recovery	Qual	Limits	RPD	RPD Lim
1,4-Dioxane	10.64	10.00	ug/L	106%		79-120	8	20
Surrogates								
1,4-Dioxane-d8 (SUR)	10.41	10.00	ug/L	104%		80-120		

Type:	Blank	Lab ID:	QC1341224	Batch:	395536
Matrix:	Water	Method:	SM 4500-CN-E	Prep Method:	METHOD

QC1341224 Analyte	Result	Qual	Units	RL	MDL	Prepared	Analyzed
Cyanide	ND		mg/L	0.0050	0.0017	02/17/26	02/18/26

Type:	Lab Control Sample	Lab ID:	QC1341225	Batch:	395536
Matrix:	Water	Method:	SM 4500-CN-E	Prep Method:	METHOD

QC1341225 Analyte	Result	Spiked	Units	Recovery	Qual	Limits
Cyanide	0.1037	0.1000	mg/L	104%		85-115

Type:	Matrix Spike	Lab ID:	QC1341238	Batch:	395536
Matrix (Source ID):	Water (552937-001)	Method:	SM 4500-CN-E	Prep Method:	METHOD

QC1341238 Analyte	Result	Source Sample Result	Spiked	Units	Recovery	Qual	Limits	DF
Cyanide	0.1029	ND	0.1000	mg/L	103%		80-120	0.5

Type:	Matrix Spike Duplicate	Lab ID:	QC1341239	Batch:	395536
Matrix (Source ID):	Water (552937-001)	Method:	SM 4500-CN-E	Prep Method:	METHOD

QC1341239 Analyte	Result	Source Sample Result	Spiked	Units	Recovery	Qual	Limits	RPD	RPD Lim	DF
Cyanide	0.1012	ND	0.1000	mg/L	101%		80-120	2	20	0.5

ENTHALPY ANALYTICAL

Batch QC

Type:	Matrix Spike	Lab ID:	QC1341240	Batch:	395536
Matrix (Source ID):	Water (552943-001)	Method:	SM 4500-CN-E	Prep Method:	METHOD

QC1341240 Analyte	Result	Source Sample Result	Spiked	Units	Recovery	Qual	Limits	DF
Cyanide	0.1025	ND	0.1000	mg/L	102%		80-120	0.5

Type:	Matrix Spike Duplicate	Lab ID:	QC1341241	Batch:	395536
Matrix (Source ID):	Water (552943-001)	Method:	SM 4500-CN-E	Prep Method:	METHOD

QC1341241 Analyte	Result	Source Sample Result	Spiked	Units	Recovery	Qual	Limits	RPD	RPD Lim	DF
Cyanide	0.08667	ND	0.1000	mg/L	87%		80-120	17	20	0.5

Type:	Blank	Lab ID:	QC1341189	Batch:	395526
Matrix:	Water	Method:	SM 4500-S2-D	Prep Method:	METHOD

QC1341189 Analyte	Result	Qual	Units	RL	MDL	Prepared	Analyzed
Sulfide	ND		mg/L	0.10		02/17/26	02/17/26

Type:	Lab Control Sample	Lab ID:	QC1341190	Batch:	395526
Matrix:	Water	Method:	SM 4500-S2-D	Prep Method:	METHOD

QC1341190 Analyte	Result	Spiked	Units	Recovery	Qual	Limits
Sulfide	0.9000	1.000	mg/L	90%		90-110

Type:	Matrix Spike	Lab ID:	QC1341218	Batch:	395526
Matrix (Source ID):	Water (553203-001)	Method:	SM 4500-S2-D	Prep Method:	METHOD

QC1341218 Analyte	Result	Source Sample Result	Spiked	Units	Recovery	Qual	Limits	DF
Sulfide	0.8000	ND	1.000	mg/L	80%		80-120	1

Type:	Matrix Spike Duplicate	Lab ID:	QC1341219	Batch:	395526
Matrix (Source ID):	Water (553203-001)	Method:	SM 4500-S2-D	Prep Method:	METHOD

QC1341219 Analyte	Result	Source Sample Result	Spiked	Units	Recovery	Qual	Limits	RPD	RPD Lim	DF
Sulfide	0.8000	ND	1.000	mg/L	80%		80-120	0	20	1

Type:	Blank	Lab ID:	QC1341194	Batch:	395528
Matrix:	Water	Method:	SM 5310B	Prep Method:	SM 5310B

QC1341194 Analyte	Result	Qual	Units	RL	MDL	Prepared	Analyzed
Total Organic Carbon	ND		mg/L	1.0	0.49	02/17/26	02/17/26

ENTHALPY ANALYTICAL

Batch QC

Type: Lab Control Sample	Lab ID: QC1341195	Batch: 395528
Matrix: Water	Method: SM 5310B	Prep Method: SM 5310B

QC1341195 Analyte	Result	Spiked	Units	Recovery	Qual	Limits
Total Organic Carbon	22.92	25.00	mg/L	92%		85-115

Type: Matrix Spike	Lab ID: QC1341196	Batch: 395528
Matrix (Source ID): Water (553203-001)	Method: SM 5310B	Prep Method: SM 5310B

QC1341196 Analyte	Result	Source Sample Result	Spiked	Units	Recovery	Qual	Limits	DF
Total Organic Carbon	224.1	197.3	25.00	mg/L	107%	NM	75-125	3

Type: Matrix Spike Duplicate	Lab ID: QC1341197	Batch: 395528
Matrix (Source ID): Water (553203-001)	Method: SM 5310B	Prep Method: SM 5310B

QC1341197 Analyte	Result	Source Sample Result	Spiked	Units	Recovery	Qual	Limits	RPD	RPD Lim	DF
Total Organic Carbon	201.1	197.3	25.00	mg/L	15%	NM	75-125	11	25	3

Type: Sample Duplicate	Lab ID: QC1341211	Batch: 395530
Matrix (Source ID): Water (553203-001)	Method: SM2130B	

QC1341211 Analyte	Result	Source Sample Result	Units	Qual	RPD	RPD Lim	DF
Turbidity	1,457	1459	NTU		0	20	1

Type: Blank	Lab ID: QC1341579	Batch: 395653
Matrix: Water	Method: SM2320B	Prep Method: METHOD

QC1341579 Analyte	Result	Qual	Units	RL	MDL	Prepared	Analyzed
Bicarbonate	ND		mg/L	2.4		02/18/26	02/18/26
Alkalinity, Total as CaCO3	ND		mg/L	2.0		02/18/26	02/18/26

Type: Lab Control Sample	Lab ID: QC1341580	Batch: 395653
Matrix: Water	Method: SM2320B	Prep Method: METHOD

QC1341580 Analyte	Result	Spiked	Units	Recovery	Qual	Limits
Alkalinity, Total as CaCO3	108.2	100.0	mg/L	108%		90-110

ENTHALPY ANALYTICAL

Batch QC

Type:	Sample Duplicate	Lab ID:	QC1341581	Batch:	395653
Matrix (Source ID):	Water (553203-001)	Method:	SM2320B	Prep Method:	METHOD

QC1341581 Analyte	Result	Source Sample Result	Units	Qual	RPD	RPD Lim	DF
Bicarbonate	103.9	102.3	mg/L		2	20	1.3
Alkalinity, Total as CaCO3	85.20	83.85	mg/L		2	20	1.3

Type:	Sample Duplicate	Lab ID:	QC1340941	Batch:	395449
Matrix (Source ID):	Water (553203-001)	Method:	SM2510B	Prep Method:	METHOD

QC1340941 Analyte	Result	Source Sample Result	Units	Qual	RPD	RPD Lim	DF
Specific Conductance	787.4	782.6	umhos/cm		1	20	1

Type:	Blank	Lab ID:	QC1340938	Batch:	395448
Matrix:	Water	Method:	SM2540C	Prep Method:	METHOD

QC1340938 Analyte	Result	Qual	Units	RL	MDL	Prepared	Analyzed
Total Dissolved Solids	ND		mg/L	20		02/16/26	02/17/26

Type:	Lab Control Sample	Lab ID:	QC1340939	Batch:	395448
Matrix:	Water	Method:	SM2540C	Prep Method:	METHOD

QC1340939 Analyte	Result	Spiked	Units	Recovery	Qual	Limits
Total Dissolved Solids	986.0	1000	mg/L	99%		90-110

Type:	Sample Duplicate	Lab ID:	QC1340940	Batch:	395448
Matrix (Source ID):	Water (553203-001)	Method:	SM2540C	Prep Method:	METHOD

QC1340940 Analyte	Result	Source Sample Result	Units	Qual	RPD	RPD Lim	DF
Total Dissolved Solids	528.0	526.0	mg/L		0	5	2

Type:	Blank	Lab ID:	QC1341133	Batch:	395502
Matrix:	Water	Method:	SM2540D	Prep Method:	METHOD

QC1341133 Analyte	Result	Qual	Units	RL	MDL	Prepared	Analyzed
Total Suspended Solids	ND		mg/L	0.5		02/17/26	02/17/26

Type:	Lab Control Sample	Lab ID:	QC1341134	Batch:	395502
Matrix:	Water	Method:	SM2540D	Prep Method:	METHOD

QC1341134 Analyte	Result	Spiked	Units	Recovery	Qual	Limits
Total Suspended Solids	98.50	100.0	mg/L	99%		90-110

Batch QC

Type:	Lab Control Sample Duplicate	Lab ID:	QC1341135	Batch:	395502
Matrix:	Water	Method:	SM2540D	Prep Method:	METHOD

QC1341135 Analyte	Result	Spiked	Units	Recovery	Qual	Limits	RPD	RPD Lim
Total Suspended Solids	98.75	100.0	mg/L	99%		90-110	0	5

Type:	Sample Duplicate	Lab ID:	QC1341136	Batch:	395502
Matrix (Source ID):	Water (553203-001)	Method:	SM2540D	Prep Method:	METHOD

QC1341136 Analyte	Result	Source Sample Result	Units	Qual	RPD	RPD Lim	DF
Total Suspended Solids	7,940	7840	mg/L		1	5	1

Type:	Blank	Lab ID:	QC1340976	Batch:	395456
Matrix:	Water	Method:	SM5210B	Prep Method:	METHOD

QC1340976 Analyte	Result	Qual	Units	RL	MDL	Prepared	Analyzed
Biochemical Oxygen Demand	ND		mg/L	3.0		02/16/26 14:46	02/21/26 15:25

Type:	Lab Control Sample	Lab ID:	QC1340977	Batch:	395456
Matrix:	Water	Method:	SM5210B	Prep Method:	METHOD

QC1340977 Analyte	Result	Spiked	Units	Recovery	Qual	Limits
Biochemical Oxygen Demand	193.8	198.0	mg/L	98%		84.6-115.4

Type:	Sample Duplicate	Lab ID:	QC1340978	Batch:	395456
Matrix (Source ID):	Water (553203-001)	Method:	SM5210B	Prep Method:	METHOD

QC1340978 Analyte	Result	Source Sample Result	Units	Qual	RPD	RPD Lim	DF
Biochemical Oxygen Demand	3.720	3.810	mg/L	BOD5	2	30	1

Type:	Blank	Lab ID:	QC1341164	Batch:	395517
Matrix:	Water	Method:	SM5220D	Prep Method:	SM 5220D

QC1341164 Analyte	Result	Qual	Units	RL	MDL	Prepared	Analyzed
Chemical Oxygen Demand	ND		mg/L	4.0	2.0	02/17/26	02/17/26

Type:	Lab Control Sample	Lab ID:	QC1341165	Batch:	395517
Matrix:	Water	Method:	SM5220D	Prep Method:	SM 5220D

QC1341165 Analyte	Result	Spiked	Units	Recovery	Qual	Limits
Chemical Oxygen Demand	90.00	100.0	mg/L	90%		90-110

Batch QC

Type:	**Matrix Spike**	**Lab ID:**	**QC1341172**	**Batch:**	**395517**
Matrix (Source ID):	**Water (552473-001)**	**Method:**	**SM5220D**	**Prep Method:**	**SM 5220D**

QC1341172 Analyte	Result	Source Sample Result	Spiked	Units	Recovery	Qual	Limits	DF
Chemical Oxygen Demand	92.00	9.000	100.0	mg/L	83%		75-125	2

Type:	**Matrix Spike Duplicate**	**Lab ID:**	**QC1341173**	**Batch:**	**395517**
Matrix (Source ID):	**Water (552473-001)**	**Method:**	**SM5220D**	**Prep Method:**	**SM 5220D**

QC1341173 Analyte	Result	Source Sample Result	Spiked	Units	Recovery	Qual	Limits	RPD	RPD Lim	DF
Chemical Oxygen Demand	94.00	9.000	100.0	mg/L	85%		75-125	2	20	2

*	Value is outside QC limits
BOD5	Estimated result, under-depleted, highest volume replicate reported
E	Response exceeds instrument's linear range
ND	Not Detected
NM	Not Meaningful
b	See narrative

Laboratory Job Number 553203

Subcontracted Products

Pace Laboratories

Date of Report: 02/27/2026

David Tripp

Enthalpy Analytical - Orange
931 West Barkley Avenue
Orange, CA 92868

Client Project:	EO-553203
Pace Project:	Chiquita Canyon Landfill Stormwater
Pace Work Order:	2602489
Invoice ID:	B531848

Enclosed are the results of analyses for samples received by the laboratory on 2/18/2026. If you have any questions concerning this report, please feel free to contact me.

Sincerely,

Contact Person: Ragen Williams
Client Service Rep

Steven Bennett
Operations Manager

Certifications: CA ELAP #1186; NV #CA00014; OR ELAP #4032-001; AK UST101

The results in this report apply to the samples analyzed in accordance with the chain of custody document. This analytical report must be reproduced in its entirety.
All results listed in this report are for the exclusive use of the submitting party. Pace Analytical assumes no responsibility for report alteration, separation, detachment or third party interpretation.

Table of Contents

Sample Information

Chain of Custody and Cooler Receipt form 3
Laboratory / Client Sample Cross Reference 5

Sample Results

2602489-01 - SOUTH BASIN - WESTERN INLET

Organo-Phosphorus Pesticide Analysis (EPA Method 8141A) 6

Quality Control Reports

Organo-Phosphorus Pesticide Analysis (EPA Method 8141A)

Method Blank Analysis 7
Laboratory Control Sample 8

Notes

Notes and Definitions 9

The results in this report apply to the samples analyzed in accordance with the chain of custody document. This analytical report must be reproduced in its entirety.
All results listed in this report are for the exclusive use of the submitting party. Pace Analytical assumes no responsibility for report alteration, separation, detachment or third party interpretation.

Chain of Custody and Cooler Receipt Form for 2602489 Page 1 of 2

ENTHALPY ANALYTICAL

931 West Barkley Ave
Orange, CA 92868
(714) 771-6900

2602489

RUSH!!

2602489

Subcontract Laboratory:
Pace Laboratories
4100 Atlas Court
Bakersfield, CA 93308
ATTN: Ragen Schallock
PO #: Required, to be sent via email

Enthalpy Order: EO-553203
PM: David Tripp
Email: david.tripp@enthalpy.com
CC: incomingreports@enthalpy.com
Phone: 657-581-4710

Results Due: RUSH TAT
Report Level: II
Report To: MDL
EDDs: ELM_TransferOut (Standard Excel Transfer EDD, 3 tabs)

Notes:
CHIQUITA Stormwater; Pace please advise regarding RUSH TAT

Sample ID	Collected	Lab ID	# Cont.	Matrix	Analysis Requested	Comment
SOUTH BASIN - WESTERN INLET	15-FEB-2026 14:20	553203-001	1	Water	Organophosphorus Pesticides	-1

Notes:	Relinquished By:	Received By:
		Ishet Olivaros
	Date: 2-17-26 16:56	Date: 2/18/26 1004
	Date:	Date:
	Date:	Date:

The results in this report apply to the samples analyzed in accordance with the chain of custody document. This analytical report must be reproduced in its entirety.
All results listed in this report are for the exclusive use of the submitting party. Pace Analytical assumes no responsibility for report alteration, separation, detachment or third party interpretation.

Chain of Custody and Cooler Receipt Form for 2602489 Page 2 of 2

PACE ANALYTICAL — COOLER RECEIPT FORM — Page 1 Of 1

Submission #: 2602489

SHIPPING INFORMATION
Fed Ex ☐ UPS ☐ GSO / GLS ☑ Hand Delivery ☐
Pace Lab Field Service ☐ Other ☐ (Specify)_____

SHIPPING CONTAINER
Ice Chest ☑ None ☐ Box ☐
Other ☐ (Specify)_____

FREE LIQUID
YES ☐ NO ☐
W / S

Refrigerant: Ice ☑ Blue Ice ☐ None ☐ Other ☐ Comments:

Custody Seals: Ice Chest ☐ (Intact? Yes ☐ No ☐) Containers ☐ (Intact? Yes ☐ No ☐) None ☑ Comments:

All samples received? Yes ☒ No ☐ All samples containers intact? Yes ☒ No ☐ Description(s) match COC? Yes ☒ No ☐

COC Received ☑ YES ☐ NO

Emissivity: 0.97 Container: NA Thermometer ID: 366 Date/Time 2/18/26

Temperature: (A) 3.5 °C / (C) 3.6 °C Analyst Init FO21004

SAMPLE CONTAINERS	SAMPLE NUMBERS 1	2	3	4	5	6	7	8	9	10
QT PE UNPRES										
4oz / 8oz / 16oz PE UNPRES										
2oz Cr^{6+}										
QT INORGANIC CHEMICAL METALS										
INORGANIC CHEMICAL METALS 4oz / 8oz / 16oz										
PT CYANIDE										
PT NITROGEN FORMS										
PT TOTAL SULFIDE										
2oz. NITRATE / NITRITE										
PT TOTAL ORGANIC CARBON										
PT CHEMICAL OXYGEN DEMAND										
PtA PHENOLICS										
40ml VOA VIAL TRAVEL BLANK										
40ml VOA VIAL										
QT EPA 1664B										
PT ODOR										
RADIOLOGICAL										
BACTERIOLOGICAL										
40 ml VOA VIAL - 504										
QT EPA 508/608.3/8081A										
QT EPA 515.1/8151A										
QT EPA 525.2										
QT EPA 525.2 TRAVEL BLANK										
40ml EPA 547										
40ml EPA 531.1										
8oz EPA 548.1										
QT EPA 549.2										
QT EPA 8015M										
QT EPA 8270C										
8oz / 16oz / 32oz AMBER	A									
8oz / 16oz / 32oz JAR										
SOIL SLEEVE										
PCB VIAL										
PLASTIC BAG										
TEDLAR BAG										
FERROUS IRON										
ENCORE										
SMART KIT										
SUMMA CANISTER										

CHK BY JW

DISTRIBUTION SLM

SUB OUT

Comments:
Sample Numbering Completed By: TOZ Date/Time: 1008 2/18/26
A = Actual / C = Corrected

Rev 23 05/20/22
[S:\WPDocWordPerfect\LAB_DOCS\FORMS\SAMREC rev 23]

The results in this report apply to the samples analyzed in accordance with the chain of custody document. This analytical report must be reproduced in its entirety.
All results listed in this report are for the exclusive use of the submitting party. Pace Analytical assumes no responsibility for report alteration, separation, detachment or third party interpretation.

Pace Analytical®
ENVIRONMENTAL SCIENCES

Enthalpy Analytical - Orange
931 West Barkley Avenue
Orange, CA 92868

Reported: 02/27/2026 17:26
Project: Chiquita Canyon Landfill Stormwater
Project Number: EO-553203
Project Manager: David Tripp

Laboratory / Client Sample Cross Reference

Laboratory	Client Sample Information			
2602489-01	**COC Number:**	---	**Receive Date:**	02/18/2026 10:04
	Project Number:	---	**Sampling Date:**	02/15/2026 14:20
	Sampling Location:	---	**Sample Depth:**	---
	Sampling Point:	SOUTH BASIN - WESTERN INLET	**Lab Matrix:**	Water
	Sampled By:	CLIENT	**Sample Type:**	Water

Pace Analytical®
ENVIRONMENTAL SCIENCES

Enthalpy Analytical - Orange
931 West Barkley Avenue
Orange, CA 92868

Reported: 02/27/2026 17:26
Project: Chiquita Canyon Landfill Stormwater
Project Number: EO-553203
Project Manager: David Tripp

Organo-Phosphorus Pesticide Analysis (EPA Method 8141A)

Pace Sample ID: 2602489-01 | **Client Sample Name:** SOUTH BASIN - WESTERN INLET, 2/15/2026 2:20:00PM, CLIENT

Constituent	Result	Units	PQL	MDL	Method	MB Bias	Lab Quals	DCN
Azinphos methyl	ND	ug/L	0.50	0.12	EPA-8141A	ND		1
Bolstar	ND	ug/L	0.20	0.050	EPA-8141A	ND		1
Chlorpyrifos	ND	ug/L	0.20	0.050	EPA-8141A	ND		1
Coumaphos	ND	ug/L	0.50	0.11	EPA-8141A	ND		1
Demeton O/S	ND	ug/L	0.20	0.056	EPA-8141A	ND		1
Diazinon	ND	ug/L	0.20	0.050	EPA-8141A	ND		1
Dichlorvos	ND	ug/L	0.20	0.050	EPA-8141A	ND		1
Disulfoton	ND	ug/L	0.20	0.050	EPA-8141A	ND		1
Ethoprop	ND	ug/L	0.20	0.052	EPA-8141A	ND		1
Fensulfothion	ND	ug/L	0.20	0.051	EPA-8141A	ND		1
Fenthion	ND	ug/L	0.20	0.050	EPA-8141A	ND		1
Merphos	ND	ug/L	0.20	0.050	EPA-8141A	ND		1
Methyl parathion	ND	ug/L	0.20	0.050	EPA-8141A	ND		1
Mevinphos	ND	ug/L	0.20	0.050	EPA-8141A	ND		1
Naled	ND	ug/L	0.50	0.17	EPA-8141A	ND		1
Phorate	ND	ug/L	0.20	0.066	EPA-8141A	ND		1
Ronnel (Fenchlorphos)	ND	ug/L	0.20	0.050	EPA-8141A	ND		1
Stirophos (Tetrachlorvinphos)	ND	ug/L	0.20	0.082	EPA-8141A	ND		1
Tokuthion (Prothiofos)	ND	ug/L	0.20	0.050	EPA-8141A	ND		1
Trichloronate	ND	ug/L	0.20	0.050	EPA-8141A	ND		1
Triphenylphosphate (Surrogate)	84.0	%	50 - 130 (LCL - UCL)		EPA-8141A			1

DCN	Method	Prep Date	Run Date/Time	Analyst	Instrument	Dilution	QC Batch ID	Prep Method
1	EPA-8141A	02/20/26 11:30	02/26/26 17:48	IJC	GC-18	0.943	B227561	EPA 3510C

DCN = Data Continuation Number

The results in this report apply to the samples analyzed in accordance with the chain of custody document. This analytical report must be reproduced in its entirety.
All results listed in this report are for the exclusive use of the submitting party. Pace Analytical assumes no responsibility for report alteration, separation, detachment or third party interpretation.

Enthalpy Analytical - Orange
931 West Barkley Avenue
Orange, CA 92868

Reported: 02/27/2026 17:26
Project: Chiquita Canyon Landfill Stormwater
Project Number: EO-553203
Project Manager: David Tripp

Organo-Phosphorus Pesticide Analysis (EPA Method 8141A)

Quality Control Report - Method Blank Analysis

Constituent	QC Sample ID	MB Result	Units	PQL	MDL	Lab Quals	Run #
QC Batch ID: B227561							
Azinphos methyl	B227561-BLK1	ND	ug/L	0.50	0.12		1
Bolstar	B227561-BLK1	ND	ug/L	0.20	0.050		1
Chlorpyrifos	B227561-BLK1	ND	ug/L	0.20	0.050		1
Coumaphos	B227561-BLK1	ND	ug/L	0.50	0.11		1
Demeton O/S	B227561-BLK1	ND	ug/L	0.20	0.056		1
Diazinon	B227561-BLK1	ND	ug/L	0.20	0.050		1
Dichlorvos	B227561-BLK1	ND	ug/L	0.20	0.050		1
Disulfoton	B227561-BLK1	ND	ug/L	0.20	0.050		1
Ethoprop	B227561-BLK1	ND	ug/L	0.20	0.052		1
Fensulfothion	B227561-BLK1	ND	ug/L	0.20	0.051		1
Fenthion	B227561-BLK1	ND	ug/L	0.20	0.050		1
Merphos	B227561-BLK1	ND	ug/L	0.20	0.050		1
Methyl parathion	B227561-BLK1	ND	ug/L	0.20	0.050		1
Mevinphos	B227561-BLK1	ND	ug/L	0.20	0.050		1
Naled	B227561-BLK1	ND	ug/L	0.50	0.17		1
Phorate	B227561-BLK1	ND	ug/L	0.20	0.066		1
Ronnel (Fenchlorphos)	B227561-BLK1	ND	ug/L	0.20	0.050		1
Stirophos (Tetrachlorvinphos)	B227561-BLK1	ND	ug/L	0.20	0.082		1
Tokuthion (Prothiofos)	B227561-BLK1	ND	ug/L	0.20	0.050		1
Trichloronate	B227561-BLK1	ND	ug/L	0.20	0.050		1
Triphenylphosphate (Surrogate)	**B227561-BLK1**	**81.4**	%	**50 - 130 (LCL - UCL)**			1

Run #	QC Sample ID	QC Type	Method	Prep Date	Run Date Time	Analyst	Instrument	Dilution
1	B227561-BLK1	PB	EPA-8141A	02/20/26	02/26/26 14:50	IJC	GC-18	1

The results in this report apply to the samples analyzed in accordance with the chain of custody document. This analytical report must be reproduced in its entirety.
All results listed in this report are for the exclusive use of the submitting party. Pace Analytical assumes no responsibility for report alteration, separation, detachment or third party interpretation.

Pace Analytical®
ENVIRONMENTAL SCIENCES

Enthalpy Analytical - Orange
931 West Barkley Avenue
Orange, CA 92868

Reported: 02/27/2026 17:26
Project: Chiquita Canyon Landfill Stormwater
Project Number: EO-553203
Project Manager: David Tripp

Organo-Phosphorus Pesticide Analysis (EPA Method 8141A)

Quality Control Report - Laboratory Control Sample

Constituent	QC Sample ID	Type	Result	Spike Level	Units	Percent Recovery	RPD	Control Limits Percent Recovery	Control Limits RPD	Lab Quals	Run #
QC Batch ID: B227561											
Bolstar	B227561-BS1	LCS	1.7800	2.0000	ug/L	89.0		50 - 130			1
	B227561-BSD1	LCSD	1.8300	2.0000	ug/L	91.5	2.8	50 - 130	30		2
Chlorpyrifos	B227561-BS1	LCS	1.9000	2.0000	ug/L	95.0		60 - 120			1
	B227561-BSD1	LCSD	1.8200	2.0000	ug/L	91.0	4.3	60 - 120	30		2
Diazinon	B227561-BS1	LCS	1.5500	2.0000	ug/L	77.5		60 - 130			1
	B227561-BSD1	LCSD	1.6250	2.0000	ug/L	81.2	4.7	60 - 130	30		2
Methyl parathion	B227561-BS1	LCS	1.8250	2.0000	ug/L	91.2		60 - 120			1
	B227561-BSD1	LCSD	1.8600	2.0000	ug/L	93.0	1.9	60 - 120	30		2
Mevinphos	B227561-BS1	LCS	1.4850	2.0000	ug/L	74.2		50 - 120			1
	B227561-BSD1	LCSD	1.4050	2.0000	ug/L	70.2	5.5	50 - 120	30		2
Ronnel (Fenchlorphos)	B227561-BS1	LCS	1.7850	2.0000	ug/L	89.2		50 - 120			1
	B227561-BSD1	LCSD	1.8400	2.0000	ug/L	92.0	3.0	50 - 120	30		2
Stirophos (Tetrachlorvinphos)	B227561-BS1	LCS	2.1250	2.0000	ug/L	106		50 - 120			1
	B227561-BSD1	LCSD	1.9550	2.0000	ug/L	97.8	8.3	50 - 120	30		2
Triphenylphosphate (Surrogate)	B227561-BS1	LCS	2.1100	2.5000	ug/L	84.4		50 - 130			1
	B227561-BSD1	LCSD	2.1200	2.5000	ug/L	84.8	0.5	50 - 130			2

Run #	QC Sample ID	QC Type	Method	Prep Date	Run Date Time	Analyst	Instrument	Dilution
1	B227561-BS1	LCS	EPA-8141A	02/20/26	02/26/26 15:20	IJC	GC-18	1
2	B227561-BSD1	LCSD	EPA-8141A	02/20/26	02/26/26 15:49	IJC	GC-18	1

The results in this report apply to the samples analyzed in accordance with the chain of custody document. This analytical report must be reproduced in its entirety.
All results listed in this report are for the exclusive use of the submitting party. Pace Analytical assumes no responsibility for report alteration, separation, detachment or third party interpretation.

Enthalpy Analytical - Orange
931 West Barkley Avenue
Orange, CA 92868

Reported: 02/27/2026 17:26
Project: Chiquita Canyon Landfill Stormwater
Project Number: EO-553203
Project Manager: David Tripp

Notes And Definitions

MDL	Method Detection Limit
ND	Analyte Not Detected
PQL	Practical Quantitation Limit

The results in this report apply to the samples analyzed in accordance with the chain of custody document. This analytical report must be reproduced in its entirety.
All results listed in this report are for the exclusive use of the submitting party. Pace Analytical assumes no responsibility for report alteration, separation, detachment or third party interpretation.

Laboratory Job Number 553203

Subcontracted Products

McCampbell Analytical, Inc.

McCampbell Analytical, Inc.

"When Quality Counts"

Analytical Report

WorkOrder:	2602B21	**Amended:**	03/09/2026
		Revision:	1
Report Created for:	Enthalpy Analytical		
	931 West Barkley Avenue Orange, CA 92868		
Project Contact:	David Tripp		
Project P.O.:	079649		
Project:	EO-553203		
Project Location:			
Project Received:	02/18/2026		

Analytical Report reviewed & approved for release on 02/24/2026 by:

Jena Alfaro
Project Manager

The report shall not be reproduced except in full, without the written approval of the laboratory. The analytical results relate only to the items tested. Results reported conform to the most current regulatory standards, where applicable, unless otherwise stated.

1534 Willow Pass Rd. Pittsburg, CA 94565 ♦ TEL: (877) 252-9262 ♦ FAX: (925) 252-9269 ♦ www.mccampbell.com
CA ELAP 1644 ♦ ORELAP (NELAP) 4033 ♦ AIHA-LAP ID#232255 ♦ DoD-ELAP Cert # L22-757

McCampbell Analytical, Inc.
"When Quality Counts"

1534 Willow Pass Road, Pittsburg, CA 94565-1701
Toll Free Telephone: (877) 252-9262 / Fax: (925) 252-9269
http://www.mccampbell.com / E-mail: main@mccampbell.com

Revision History

Client: Enthalpy Analytical **WorkOrder:** 2602B21
Project: EO-553203

Date	Revision	Reason
03/09/2026	1	Revised to re-analyze 8151 at DF1.

McCampbell Analytical, Inc.
"When Quality Counts"

1534 Willow Pass Road, Pittsburg, CA 94565-1701
Toll Free Telephone: (877) 252-9262 / Fax: (925) 252-9269
http://www.mccampbell.com / E-mail: main@mccampbell.com

Glossary of Terms & Qualifier Definitions

Client: Enthalpy Analytical **WorkOrder:** 2602B21

Project: EO-553203

Glossary Abbreviation

%D	Serial Dilution Percent Difference
95% Interval	95% Confident Interval
CCV	Continuing Calibration Verification.
CCV REC (%)	% recovery of Continuing Calibration Verification.
CPT	Consumer Product Testing not NELAP Accredited
DF	Dilution Factor
DI WET	(DISTLC) Waste Extraction Test using DI water
DISS	Dissolved (direct analysis of 0.45 µm filtered and acidified water sample)
DLT	Dilution Test (Serial Dilution)
DUP	Duplicate
EDL	Estimated Detection Limit
ERS	External reference sample. Second source calibration verification.
ITEF	International Toxicity Equivalence Factor
LCS	Laboratory Control Sample
LCS2	Second LCS for the batch. Spike level is lower than that for the first LCS; applicable to method 1633.
LQL	Lowest Quantitation Level
MB	Method Blank
MB IS/SS % Rec	% Recovery of Internal Standard or Surrogate in Method Blank, if applicable
MB SS % Rec	% Recovery of Surrogate in Method Blank, if applicable
MDL	Method Detection Limit [1]
ML	Minimum Level of Quantitation
MS	Matrix Spike
MSD	Matrix Spike Duplicate
NA	Not Applicable
ND	Not detected at or above the indicated MDL or RL.
NR	Data Not Reported due to matrix interference or insufficient sample amount.
PDS	Post Digestion Spike
PF	Prep Factor
RD	Relative Difference
RL	Reporting Limit [2]
RPD	Relative Percent Difference
RRT	Relative Retention Time
RSD	Relative Standard Deviation
SPK Val	Spike Value

[1] MDL is the minimum measured concentration of a substance that can be reported with 99% confidence that the measured concentration is distinguishable from method blank results. Definition and Procedure for the Determination of the Method Detection Limit, Revision 2, 40CFR, Part 136, Appendix B, EPA 821-R-16-006, December 2016. Values are based upon our default extraction volume/amount and are subject to change.

[2] RL is the lowest level that can be reliably determined within specified limits of precision and accuracy during routine laboratory operating conditions. (The RL cannot be lower than the lowest calibration standard used in the initial calibration of the instrument and must be greater than the MDL.) Values are based upon our default extraction volume/amount and are subject to change.

McCampbell Analytical, Inc.
"When Quality Counts"

1534 Willow Pass Road, Pittsburg, CA 94565-1701
Toll Free Telephone: (877) 252-9262 / Fax: (925) 252-9269
http://www.mccampbell.com / E-mail: main@mccampbell.com

Glossary of Terms & Qualifier Definitions

Client: Enthalpy Analytical **WorkOrder:** 2602B21

Project: EO-553203

SPKRef Val	Spike Reference Value
SPLP	Synthetic Precipitation Leachate Procedure
ST	Sorbent Tube
TCLP	Toxicity Characteristic Leachate Procedure
TEQ	Toxicity Equivalents
TNTC	“Too Numerous to Count;” greater than 250 colonies observed on the plate.
TPH-Diesel	Sample results for semi-volatile TPH (diesel, kerosene, oil, etc) were calculated using a background subtraction procedure to correct for instrument baseline rise (column bleed) as described in Sec 7.7.2.2 of EPA 8015 B, C.
TZA	TimeZone Net Adjustment for sample collected outside of MAI's Coordinated Universal Time (UTC). (Adjustment for Daylight Saving is not accounted.)
WET (STLC)	Waste Extraction Test (Soluble Threshold Limit Concentration)

Analytical Qualifiers

a3	Sample diluted due to high organic content interfering with quantitative/or qualitative analysis.
b1	Aqueous sample that contains greater than ~1 vol. % sediment

McCampbell Analytical, Inc.
"When Quality Counts"

1534 Willow Pass Road, Pittsburg, CA 94565-1701
Toll Free Telephone: (877) 252-9262 / Fax: (925) 252-9269
http://www.mccampbell.com / E-mail: main@mccampbell.com

Analytical Report

Client:	Enthalpy Analytical	**WorkOrder:**	2602B21
Date Received:	02/18/2026 9:54	**Extraction Method:**	E8151A
Date Prepared:	02/19/2026	**Analytical Method:**	E8151A
Project:	EO-553203	**Unit:**	µg/L

Chlorinated Herbicides by GC-ECD

Client ID	Lab ID	Matrix	Date Collected	Instrument FileID	Batch ID
SOUTH BASIN - WESTERN INLET	2602B21-001A	Water	02/15/2026 14:20	GC15A 03062612.D	335931

Analytes	Result	MDL	RL	DF	Date Analyzed
Acifluorfen	ND	0.53	1.0	1	03/06/2026 12:51
Bentazon	ND	0.32	1.0	1	03/06/2026 12:51
Chloramben	ND	0.64	1.0	1	03/06/2026 12:51
2,4-D (Dichlorophenoxyacetic acid)	ND	0.079	0.20	1	03/06/2026 12:51
2,4-DB	ND	0.42	1.0	1	03/06/2026 12:51
Dalapon	ND	0.77	1.0	1	03/06/2026 12:51
DCPA (mono & diacid)	ND	0.50	1.0	1	03/06/2026 12:51
Dicamba	ND	0.074	0.20	1	03/06/2026 12:51
3,5-Dichlorobenzoic Acid	ND	0.24	1.0	1	03/06/2026 12:51
Dichloroprop	ND	0.35	1.0	1	03/06/2026 12:51
Dinoseb (DNBP)	ND	0.30	1.0	1	03/06/2026 12:51
MCPA	ND	1.3	2.0	1	03/06/2026 12:51
MCPP	ND	1.2	2.0	1	03/06/2026 12:51
4-Nitrophenol	ND	0.77	1.0	1	03/06/2026 12:51
Pentachlorophenol (PCP)	ND	0.055	0.20	1	03/06/2026 12:51
Picloram	ND	0.38	1.0	1	03/06/2026 12:51
2,4,5-T (Trichlorophenoxy acetic acid)	ND	0.10	0.20	1	03/06/2026 12:51
2,4,5-TP (Silvex)	ND	0.16	0.50	1	03/06/2026 12:51

Surrogates	REC (%)	Limits	DF	
DCAA	109	60-140	1	03/06/2026 12:51

Analyst(s): DP

Analytical Comments: b1

McCampbell Analytical, Inc.
"When Quality Counts"

1534 Willow Pass Road, Pittsburg, CA 94565-1701
Toll Free Telephone: (877) 252-9262 / Fax: (925) 252-9269
http://www.mccampbell.com / E-mail: main@mccampbell.com

Analytical Report

Client:	Enthalpy Analytical	**WorkOrder:**	2602B21
Date Received:	02/18/2026 9:54	**Extraction Method:**	RSK175
Date Prepared:	02/19/2026	**Analytical Method:**	RSK175
Project:	EO-553203	**Unit:**	µg/L

Dissolved Carbon Dioxide by RSK 175

Client ID	Lab ID	Matrix	Date Collected	Instrument FileID	Batch ID
SOUTH BASIN - WESTERN INLET	2602B21-001B	Water	02/15/2026 14:20	GC26 0219260107.D	336048

Analytes	Result	MDL	RL	DF	Date Analyzed
Carbon Dioxide	**480**	50	50	1	02/19/2026 15:56

Analyst(s): CLO

Analytical Comments: b1

McCampbell Analytical, Inc.
"When Quality Counts"

1534 Willow Pass Road, Pittsburg, CA 94565-1701
Toll Free Telephone: (877) 252-9262 / Fax: (925) 252-9269
http://www.mccampbell.com / E-mail: main@mccampbell.com

Quality Control Report

Client:	Enthalpy Analytical	**WorkOrder:**	2602B21
Date Prepared:	02/19/2026	**BatchID:**	335931
Date Analyzed:	02/24/2026	**Extraction Method:**	E8151A
Instrument:	GC15A	**Analytical Method:**	E8151A
Matrix:	Water	**Unit:**	µg/L
Project:	EO-553203	**Sample ID:**	MB/LCS/LCSD-335931

QC Summary Report for E8151A

Analyte	MB Result	MDL	RL	SPK Val	MB IS/SS %REC	MB IS/SS Limits
Acifluorfen	ND	0.53	1.0	-	-	-
Bentazon	ND	0.32	1.0	-	-	-
Chloramben	ND	0.64	1.0	-	-	-
2,4-D (Dichlorophenoxyacetic acid)	ND	0.079	0.20	-	-	-
2,4-DB	ND	0.42	1.0	-	-	-
Dalapon	ND	0.77	1.0	-	-	-
DCPA (mono & diacid)	ND	0.50	1.0	-	-	-
Dicamba	ND	0.074	0.20	-	-	-
3,5-Dichlorobenzoic Acid	ND	0.24	1.0	-	-	-
Dichloroprop	ND	0.35	1.0	-	-	-
Dinoseb (DNBP)	ND	0.30	1.0	-	-	-
MCPA	ND	1.3	2.0	-	-	-
MCPP	ND	1.2	2.0	-	-	-
4-Nitrophenol	ND	0.77	1.0	-	-	-
Pentachlorophenol (PCP)	ND	0.055	0.20	-	-	-
Picloram	ND	0.38	1.0	-	-	-
2,4,5-T (Trichlorophenoxy acetic acid)	ND	0.10	0.20	-	-	-
2,4,5-TP (Silvex)	ND	0.16	0.50	-	-	-
Surrogate Recovery						
DCAA	8.7			10	87	70-130

(Cont.)

CA ELAP 1644 • ORELAP (NELAP) 4033

McCampbell Analytical, Inc.
"When Quality Counts"

1534 Willow Pass Road, Pittsburg, CA 94565-1701
Toll Free Telephone: (877) 252-9262 / Fax: (925) 252-9269
http://www.mccampbell.com / E-mail: main@mccampbell.com

Quality Control Report

Client:	Enthalpy Analytical	**WorkOrder:**	2602B21
Date Prepared:	02/19/2026	**BatchID:**	335931
Date Analyzed:	02/24/2026	**Extraction Method:**	E8151A
Instrument:	GC15A	**Analytical Method:**	E8151A
Matrix:	Water	**Unit:**	µg/L
Project:	EO-553203	**Sample ID:**	MB/LCS/LCSD-335931

QC Summary Report for E8151A

Analyte	LCS Result	LCSD Result	SPK Val	LCS %REC	LCSD %REC	LCS/LCSD Limits	RPD	RPD Limit
Acifluorfen	10	10	10	102	102	70-130	0.562	30
Bentazon	11	11	10	112	112	70-130	0.0788	30
Chloramben	12	11	10	116	114	70-130	2.13	30
2,4-D (Dichlorophenoxyacetic acid)	11	11	10	108	106	70-130	2.32	30
2,4-DB	11	11	10	107	107	70-130	0.228	30
Dalapon	10	10	10	103	100	70-130	3.23	30
DCPA (mono & diacid)	9.6	9.3	10	96	93	70-130	3.06	30
Dicamba	10	10	10	103	102	70-130	1.22	30
3,5-Dichlorobenzoic Acid	10	10	10	100	100	70-130	0.560	30
Dichloroprop	10	9.9	10	103	99	70-130	3.50	30
Dinoseb (DNBP)	10	10	10	102	100	70-130	1.21	30
MCPA	110	100	100	110	102	70-130	6.90	30
MCPP	120	110	100	120	115	70-130	4.52	30
4-Nitrophenol	8.3	8.3	10	83	83	70-130	0.0857	30
Pentachlorophenol (PCP)	10	10	10	102	100	70-130	1.70	30
Picloram	9.9	9.8	10	99	98	70-130	0.520	30
2,4,5-T (Trichlorophenoxy acetic acid)	10	10	10	104	103	70-130	1.10	30
2,4,5-TP (Silvex)	10	10	10	104	102	70-130	1.69	30
Surrogate Recovery								
DCAA	9.9	9.8	10	99	98	70-130	1.11	30

McCampbell Analytical, Inc.
"When Quality Counts"

1534 Willow Pass Road, Pittsburg, CA 94565-1701
Toll Free Telephone: (877) 252-9262 / Fax: (925) 252-9269
http://www.mccampbell.com / E-mail: main@mccampbell.com

Quality Control Report

Client:	Enthalpy Analytical	**WorkOrder:**	2602B21
Date Prepared:	02/19/2026	**BatchID:**	336048
Date Analyzed:	02/19/2026	**Extraction Method:**	RSK175
Instrument:	GC26	**Analytical Method:**	RSK175
Matrix:	Water	**Unit:**	µg/L
Project:	EO-553203	**Sample ID:**	MB/LCS/LCSD-336048

QC Summary Report for RSK175

Analyte	MB Result	MDL	RL			
Carbon Dioxide	ND	50	50	-	-	-

Analyte	LCS Result	LCSD Result	SPK Val	LCS %REC	LCSD %REC	LCS/LCSD Limits	RPD	RPD Limit
Carbon Dioxide	150	140	187.2	79	75	70-130	5.55	30

McCampbell Analytical, Inc.
"When Quality Counts"

1534 Willow Pass Road, Pittsburg, CA 94565-1701
Toll Free Telephone: (877) 252-9262 / Fax: (925) 252-9269
http://www.mccampbell.com / E-mail: main@mccampbell.com

Certified Analyte List

Client: Enthalpy Analytical **WorkOrder:** 2602B21

Project: EO-553203

Analyte	Cert 1	Cert 2	Cert 3	Cert 4	Cert 5	Analytical Method	Matrix
2,4,5-T (Trichlorophenoxy acetic acid)	◉	◉	○	○	○	E8151A	Water
2,4,5-TP (Silvex)	◉	◉	○	○	○	E8151A	Water
2,4-D (Dichlorophenoxyacetic acid)	◉	◉	○	○	○	E8151A	Water
2,4-DB	◉	◉	○	○	○	E8151A	Water
3,5-Dichlorobenzoic Acid	○	◉	○	○	○	E8151A	Water
4-Nitrophenol	◉	◉	○	○	○	E8151A	Water
Acifluorfen	○	◉	○	○	○	E8151A	Water
Bentazon	○	◉	○	○	○	E8151A	Water
Chloramben	○	◉	○	○	○	E8151A	Water
Dalapon	◉	◉	○	○	○	E8151A	Water
DCPA (mono & diacid)	○	◉	○	○	○	E8151A	Water
Dicamba	◉	◉	○	○	○	E8151A	Water
Dichloroprop	◉	◉	○	○	○	E8151A	Water
Dinoseb (DNBP)	◉	◉	○	○	○	E8151A	Water
MCPA	◉	◉	○	○	○	E8151A	Water
MCPP	◉	◉	○	○	○	E8151A	Water
Pentachlorophenol (PCP)	◉	◉	○	○	○	E8151A	Water
Picloram	○	◉	○	○	○	E8151A	Water

Certifications

Cert 1	CA ELAP 1644
Cert 2	ORELAP (NELAP) 4033

The Certified Analyte Report lists the compounds for which MAI is accredited at the time of issuance. Although MAI holds multiple accreditations, methods with extensive compound lists may not be fully accredited due to state agency availability.

McCampbell Analytical, Inc.
1534 Willow Pass Rd
Pittsburg, CA 94565-1701
(925) 252-9262

CHAIN-OF-CUSTODY RECORD

WorkOrder: 2602B21 **ClientCode: ENO** **QuoteID: 262776**

☐ WaterTrax ☐ CLIP ☐ EDF ☑ EQuIS ☑ Dry-Weight ☑ Email ☐ HardCopy ☐ ThirdParty ☑ J-flag
☑ Detection Summary ☑ **Excel** [A1_Standard _QC]

Report to:
David Tripp
Enthalpy Analytical
931 West Barkley Avenue
Orange, CA 92868
657-581-4710 FAX:

Email: david.tripp@enthalpy.com
cc/3rd Party: incomingreports@enthalpy.com;
PO: 079649
Project: EO-553203

Bill to:
Accounts Payable/Enthalpy SoCal
Montrose Environmental Group
PO Box 842165
Boston, MA 02284-2165
003EL_ap@montrose-env.com

Requested TAT: **2 days;**

Date Received: **02/18/2026**
Date Logged: **02/18/2026**

Lab ID	ClientSampID	Matrix	Collection Date	Hold	Requested Tests (See legend below)											
					1	2	3	4	5	6	7	8	9	10	11	12
2602B21-001	SOUTH BASIN - WESTERN INLET	Water	2/15/2026 14:20	☐	A	A	B									

Test Legend:

1	8151_W	2	PRDisposal Fee	3	RSK175_CO2_W	4	
5		6		7		8	
9		10		11		12	

Project Manager: Jena Alfaro

Prepared by: Emily Perez

Comments:

NOTE: Soil samples are discarded 60 days after receipt unless other arrangements are made (Water samples are 30 days).
Hazardous samples will be returned to client or disposed of at client expense.

McCampbell Analytical, Inc.
"When Quality Counts"

1534 Willow Pass Road, Pittsburg, CA 94565-1701
Toll Free Telephone: (877) 252-9262 / Fax: (925) 252-9269
http://www.mccampbell.com / E-mail: main@mccampbell.com

WORK ORDER SUMMARY

Client Name: ENTHALPY ANALYTICAL
Client Contact: David Tripp
Contact's Email: david.tripp@enthalpy.com

Project: EO-553203
Comments

Work Order: 2602B21
QC Level: LEVEL 2
Date Logged: 2/18/2026

☐ WaterTrax ☐ CLIP ☐ EDF ☑ Excel ☐ EQuIS ☑ Email ☐ HardCopy ☐ ThirdParty ☑ J-flag

LabID	ClientSampID	Matrix	Test Name	Cont./ Comp.	Bottle & Preservative	U**	Head Space	Dry-Weight	Collection Date & Time	TAT	Test Due Date	Sediment Content	Hold	Sub Out
001A	SOUTH BASIN - WESTERN INLET	Water	E8151A (Chlorinated Herbicides)	1	1LA Narrow Mouth, Unpres	☐	☐	☐	2/15/2026 14:20	2 days	2/20/2026	2%+	☐	☐
001B	SOUTH BASIN - WESTERN INLET	Water	RSK175 (CO2)	2	VOA, Unpres	☐	☐	☐	2/15/2026 14:20	2 days	2/20/2026	2%+	☐	☐

NOTES: * STLC and TCLP extractions require 2 days to complete; therefore, all TATs begin after the extraction is completed (i.e., One-day TAT yields results in 3 days from sample submission).

- ISM prep requires 5 to 10 days to complete; therefore, all TATs begin after the extraction is completed (i.e., One-day TAT yields results in 6 to 11 days from sample submission). Due date listed on WO summary will not accurately reflect the time needed for sample preparation.

- Organic extracts are held for 40 days before disposal; Inorganic extract are held for 30 days.

- MAI assumes that all material present in the provided sampling container is considered part of the sample - MAI does not exclude any material from the sample prior to sample preparation unless requested in writing by the client.

U = An unpreserved container was received for a method that suggests a preservation in order to extend hold time for analysis.**

Cont./Comp. = Containers /Composites

2602B21

ENTHALPY ANALYTICAL

~~HOLD TIME RUSH~~

931 West Barkley Ave
Orange, CA 92868
(714) 771-6900

Subcontract Laboratory:
McCampbell Analytical, Inc.
1534 Willow Pass Rd.
Pittsburg, CA 94565
ATTN:
PO #: Quote ID: 262776

Enthalpy Order: EO-553203
PM: David Tripp
Email: david.tripp@enthalpy.com
CC: incomingreports@enthalpy.com
Phone: 657-581-4710

Results Due: Hold time RUSH
Report Level: II
Report To: MDL
EDDs: Standard Excel EDD

Notes:

CHIQUITA Stormwater - Hold time rush please, if necessary

Sample ID	Collected	Lab ID	# Cont.	Matrix	Analysis Requested	Comment
SOUTH BASIN - WESTERN INLET	15-FEB-2026 14:20	553203-001	1	Water	EPA 8151A Chlorinated Herbicides	
				Water	RSK-175 CO2	

Notes:	Relinquished By:	Received By:
	[signature]	
	Date: 2-17-26 17:45	Date:
		Emily Ro
	Date:	Date: 2/18/26 0954
	Date:	Date:

GIS: 564096452

20 cut
1K48

McCampbell Analytical, Inc.
"When Quality Counts"

1534 Willow Pass Road, Pittsburg, CA 94565-1701
Toll Free Telephone: (877) 252-9262 / Fax: (925) 252-9269
http://www.mccampbell.com / E-mail: main@mccampbell.com

Sample Receipt Checklist

Client Name:	Enthalpy Analytical	Date and Time Received:	2/18/2026 09:54
Project:	EO-553203	Date Logged:	2/18/2026
		Received by:	
WorkOrder №:	2602B21 Matrix:	Logged by:	Emily Perez
Carrier:	Golden State Overnight		

Chain of Custody (COC) Information

Chain of custody present?	Yes	☑	No	☐		
Chain of custody signed when relinquished and received?	Yes	☑	No	☐		
Chain of custody agrees with sample labels?	Yes	☑	No	☐		
Sample IDs noted by Client on COC?	Yes	☑	No	☐		
Date and Time of collection noted by Client on COC?	Yes	☑	No	☐		
Sampler's name noted on COC?	Yes	☑	No	☐		
COC agrees with Quote?	Yes	☑	No	☐	NA	☐
COC quote is active?	Yes	☑	No	☐	NA	☐

Sample Receipt Information

Custody seals intact on shipping container/cooler?	Yes	☐	No	☐	NA	☑
Custody seals intact on sample bottles?	Yes	☐	No	☐	NA	☑
Shipping container/cooler in good condition?	Yes	☑	No	☐		
Samples in proper containers/bottles?	Yes	☑	No	☐		
Sample containers intact?	Yes	☑	No	☐		
Sufficient sample volume for indicated test?	Yes	☑	No	☐		

Sample Preservation and Hold Time (HT) Information

All samples received within holding time?	Yes	☑	No	☐	NA	☐
Samples Received on Ice?	Yes	☑	No	☐		
(Ice Type: WET ICE)						
Sample/Temp Blank temperature	Temp: 2°C				NA	☐
ZHS conditional analyses: VOA meets zero headspace requirement (VOCs, TPHg/BTEX, RSK)?	Yes	☑	No	☐	NA	☐
Sample labels checked for correct preservation?	Yes	☑	No	☐		
pH acceptable upon receipt (Metal: <2)?	Yes	☐	No	☐	NA	☑

UCMR Samples:

pH tested and acceptable upon receipt (200.7: ≤2; 533: 6 - 8; 537.1: 6 - 8)?	Yes	☐	No	☐	NA	☑
Free Chlorine tested and acceptable upon receipt (<0.1mg/L) [not applicable to 200.7]?	Yes	☐	No	☐	NA	☑

Comments:

Laboratory Job Number 553203

Subcontracted Products

Enthalpy - El Dorado Hills

March 05, 2026

Enthalpy Analytical - El Dorado Hills
Work Order No. 2602171

Mr. David Tripp
Enthalpy Analytical
931 W. Barkley Avenue
Orange, CA 92868

Dear Mr. Tripp,

Enclosed are the results for the sample set received at Enthalpy Analytical - EDH on February 18, 2026 under your Project Name 'EO-553203'.

Enthalpy Analytical - EDH is committed to serving you effectively. If you require additional information, please contact me at 916-673-1520 or by email at mark.rein@enthalpy.com.

Thank you for choosing Enthalpy Analytical - EDH as part of your analytical support team.

Sincerely,



Mark Rein
Project Manager

Enthalpy Analytical -EDH certifies that the report herein meets all the requirements set forth by NELAP for those applicable test methods. Results relate only to the samples as received by the laboratory. This report should not be reproduced except in full without the written approval of Enthalpy Analytical -EDH .

Enthalpy Analytical - EDH Work Order No. 2602171
Case Narrative

Sample Condition on Receipt:

One water sample was received and stored securely in accordance with Enthalpy Analytical - EDH standard operating procedures and EPA methodology. The sample was received in good condition and within the method temperature requirements.

Analytical Notes:

EPA Method 8290A

The sample was extracted and analyzed for 2,3,7,8-TCDD by EPA Method 8290A using a ZB-DIOXIN GC column.

Holding Times

The method holding time criteria was met for the sample.

Quality Control

The Initial Calibration and Continuing Calibration Verifications met the method acceptance criteria.

A Method Blank and Ongoing Precision and Recovery (OPR) sample were extracted and analyzed with the preparation batch. No analytes were detected above the sample quantitation limits in the Method Blank. The OPR recoveries were within the method acceptance criteria.

Labeled standard recoveries for all QC and field samples were within method acceptance criteria.

TABLE OF CONTENTS

Case Narrative..... 1

Table of Contents..... 3

Sample Inventory..... 4

Analytical Results..... 5

Qualifiers..... 9

Certifications..... 10

Sample Receipt..... 11

Sample Inventory Report

Sample ID	Client Sample ID	Sampled	Received	Components/Containers
2602171-01	SOUTH BASIN - WESTERN INLET	15-Feb-26 14:20	18-Feb-26 10:45	Amber Glass NM Bottle, 1L

ANALYTICAL RESULTS

Sample ID: Method Blank

EPA Method 8290A

Client Data

Name: Enthalpy Analytical
Project: EO-553203
Matrix: Aqueous

Laboratory Data

Lab Sample: B26B311-BLK1
QC Batch: B26B311
Sample Size: 0.500 L
Date Extracted: 26-Feb-26
Column: ZB-DIOXIN

Analyte	Conc. (pg/L)	MDL	RL	Qualifiers	Analyzed	Dilution
2,3,7,8-TCDD	ND	3.56	10.0		03-Mar-26 00:00	1

Labeled Standards	Type	% Recovery	Limits	Qualifiers	Analyzed	Dilution
13C-2,3,7,8-TCDD	IS	85.0	40 - 135		03-Mar-26 00:00	1
37Cl-2,3,7,8-TCDD	CRS	90.1	40 - 135		03-Mar-26 00:00	1

MDL - Method Detection Limit
RL - Reporting limit

Results reported to MDL.

Sample ID: OPR **EPA Method 8290A**

Client Data

Name: Enthalpy Analytical
Project: EO-553203
Matrix: Aqueous

Laboratory Data

Lab Sample: B26B311-BS1
QC Batch: B26B311
Sample Size: 0.500 L
Date Extracted: 26-Feb-26 04:13
Column: ZB-DIOXIN

Analyte	Amt Found (pg/L)	Spike Amt	% Recovery	Limits	Qualifiers	Analyzed	Dilution
2,3,7,8-TCDD	377	400	94.3	70-130		27-Feb-26 10:36	1
Labeled Standards	**Type**		**% Recovery**	**Limits**	**Qualifiers**	**Analyzed**	**Dilution**
13C-2,3,7,8-TCDD	IS		69.7	40-135		27-Feb-26 10:36	1
37Cl-2,3,7,8-TCDD	CRS		70.2	40-135		27-Feb-26 10:36	1

Sample ID: SOUTH BASIN - WESTERN INLET

EPA Method 8290A

Client Data

Name:	Enthalpy Analytical
Project:	EO-553203
Matrix:	Water
Date Collected:	15-Feb-26 14:20

Laboratory Data

Lab Sample:	2602171-01	Date Received:	18-Feb-26 10:45
QC Batch:	B26B311	Date Extracted:	26-Feb-26
Sample Size:	0.500 L	Column:	ZB-DIOXIN

Analyte	Conc. (pg/L)	MDL	RL	Qualifiers	Analyzed	Dilution
2,3,7,8-TCDD	ND	3.56	9.99		04-Mar-26 04:24	1

Labeled Standards	Type	% Recovery	Limits	Qualifiers	Analyzed	Dilution
13C-2,3,7,8-TCDD	IS	63.8	40 - 135		04-Mar-26 04:24	1
37Cl-2,3,7,8-TCDD	CRS	69.0	40 - 135		04-Mar-26 04:24	1

MDL - Method Detection Limit
RL - Reporting limit

Results reported to MDL.

DATA QUALIFIERS & ABBREVIATIONS

B	Compound was also detected in the method blank
Conc.	Concentration
CRS	Cleanup Recovery Standard
D	Dilution
DL	Detection Limit
E	Concentration exceeded the calibration range
EDL	Estimated Detection Limit
EMPC	Estimated Maximum Possible Concentration
H	Recovery and/or RPD was outside laboratory acceptance limits
I	Chemical Interference
IS	Internal Standard
J	Estimated Concentration below the Reporting Limit/LOQ
LOD	Limit of Detection
LOQ	Limit of Quantitation
MDL	Method Detection Limit
NA	Not Applicable
ND	Not Detected
OPR	Ongoing Precision and Recovery sample
P	Concentration may include contribution from chlorinated diphenyl ether(s).
Q	Ion transition ratio is outside of the acceptance criteria.
RL	Reporting Limit (MRL)
TEQ	Toxic Equivalency, sum of the toxic equivalency factors (TEF) multiplied by the sample concentrations.
TEQMax	TEQ calculated using the detection limit as the concentration for non-detects
TEQMin	TEQ calculated using zero as the concentration for non-detects
TEQRisk	TEQ calculated using ½ the detection limit as the concentration for non-detects
U	Not Detected (specific projects only)
*	See Cover Letter

Unless otherwise noted, solid sample results are reported in dry weight. Tissue samples are reported in wet weight.

Enthalpy Analytical - EDH Certifications

Accrediting Authority	Certificate Number
Alaska Department of Environmental Conservation	17-013
California Department of Health – ELAP	2892
DoD ELAP - A2LA Accredited - ISO/IEC 17025	3091.01
Florida Department of Health	E87777
Louisiana Department of Environmental Quality	01977
Maine Department of Health	2020018
Michigan Department of Environmental Quality	9932
Minnesota Department of Health	2211390
Nevada Division of Environmental Protection	CA00413
New Hampshire Environmental Accreditation Program	207721
New Jersey Department of Environmental Protection	CA003
New York Department of Health	11411
Ohio Environmental Protection Agency	87778
Oregon Laboratory Accreditation Program	4042-021
Texas Commission on Environmental Quality	T104704189-22-13
Vermont Department of Health	VT-4042
Virginia Department of General Services	11276
Washington Department of Ecology	C584
Wisconsin Department of Natural Resources	998036160

Current certificates and lists of licensed parameters can be found at Enthalpy.com/Resources/Accreditations.

ENTHALPY ANALYTICAL
931 West Barkley Ave
Orange, CA 92868
(714) 771-6900

Subcontract Laboratory:
Enthalpy - El Dorado Hills
1104 Windfield Way
El Dorado Hills, CA 95762
ATTN: Mark Rein
PO #: Required, to be sent via email

Enthalpy Order: EQ-553203
PM: David Tripp
Email: david.tripp@enthalpy.com
CC: incomingreports@enthalpy.com
Phone: 657-581-4710

2602171

Results Due: Standard TAT (15wd TAT)
Report Level: II
Report To: MDL
EDDs: BLDR:Enthalpy (the normal EDD you send to Orange)

4.6°C

Notes:
CHIQUITA Stormwater - 15wd TAT or less if at all possible. No decanting.

Sample ID	Collected	Lab ID	# Cont.	Matrix	Analysis Requested	Comment
SOUTH BASIN - WESTERN INLET	15-FEB-2026 14:20	553203-001	1	Water	EPA 8290 - 2,3,7,8-TCDD Only	

Notes:	Relinquished By:	Received By:
	[signature]	Kelia Wadsworth Kelia Wadsworth
	Date: 2-17-26 16:56	Date: 02/19/26 1045
	Date:	Date:
	Date:	Date:

CoC/Label Reconciliation Report WO# 2602171

LabNumber	CoC Sample ID		SampleAlias	Sample Date/Time		Container	BaseMatrix	Sample Comments
2602171-01	A SOUTH BASIN - WESTERN INLET	☑ (A)	553203-001	15-Feb-26 14:20	☑	Amber Glass NM Bottle, 1L	Aqueous	

Checkmarks indicate that information on the COC reconciled with the sample label.
Any discrepancies are noted in the following columns.

CONDITION	Yes	No	NA
Sample Container Intact?	✓		
Sample Container(s) Custody Seals Intact?			✓
Custody Seals On Cooler Intact?			✓
Adequate Sample Volume?	✓		
Container Type Appropriate for Analysis(es)?	✓		

Comments: (A) No Backup Volume

Preservation Documented: Na2S2O3 Trizma NH4CH3CO2 None (All) Other

Verifed by/Date: KAW 02/18/26
XAO 02/18/26

Enthalpy Analytical
931 West Barkley Ave
Orange, CA 92868
(714) 771-6900

enthalpy.com

Lab Job Number : 553209
Report Level : II
Report Date : 03/17/2026

Analytical Report *prepared for:*

Dylan Smith
Waste Connections
Chiquita Canyon Landfill
29201 Henry Mayo Drive
Castaic, CA 91384

Project: CCLF STORMWATER - Chiquita Canyon Stormwater

Authorized for release by:

David Tripp, Project Manager
657-581-4710
david.tripp@enthalpy.com

This data package has been reviewed for technical correctness and completeness. Release of this data has been authorized by the Laboratory Manager or the Manager's designee, as verified by the above signature which applies to this PDF file as well as any associated electronic data deliverable files. The results contained in this report meet all requirements of NELAP and pertain only to those samples which were submitted for analysis. This report may be reproduced only in its entirety.

CA ELAP# 1338, CA ELAP #1338-S1, NELAP# 4038, SCAQMD LAP# 18LA0518, LACSD ID# 10105, ORELAP# 4197

ENTHALPY ANALYTICAL

Sample Summary

Dylan Smith Waste Connections Chiquita Canyon Landfill 29201 Henry Mayo Drive Castaic, CA 91384		Lab Job #: Project No: Location: Date Received:	553209 CCLF STORMWATER Chiquita Canyon Stormwater 02/16/26

Sample ID	Lab ID	Collected	Matrix
EAST BASIN - INLET	553209-001	02/16/26 11:36	Water

ENTHALPY ANALYTICAL

Case Narrative

Waste Connections Chiquita Canyon Landfill 29201 Henry Mayo Drive Castaic, CA 91384 Dylan Smith	Lab Job Number: 553209 Project No: CCLF STORMWATER Location: Chiquita Canyon Stormwater Date Received: 02/16/26

- This data package contains sample and QC results for one water sample, requested for the above referenced project on 02/17/26. The sample was received in good condition.
- DILUTIONS: Dilutions in this report were performed solely for the purpose of reporting target analytes within method calibration ranges - except where otherwise noted below.

Volatile Organics by GC/MS (EPA 8260B):

- EAST BASIN - INLET (lab # 553209-001) had pH greater than 2.
- No other analytical problems were encountered.

Semivolatile Organics by GC/MS (EPA 8270E):

- High responses were observed for 2,4-dinitrotoluene and 2,4,5-trichlorophenol in the CCV analyzed 02/17/26 08:03; affected data was qualified with "b".
- No other analytical problems were encountered.

Semivolatile Organics by GC/MS (EPA 625.1):

- High response was observed for benzoic acid in the CCV analyzed 02/17/26 14:13; this analyte was not detected at or above the RL in the associated sample, and affected data was qualified with "b".
- Low surrogate recovery was observed for terphenyl-d14 in EAST BASIN - INLET (lab # 553209-001).
- Low surrogate recovery was observed for phenol-d6 in EAST BASIN - INLET (lab # 553209-001).
- Low surrogate recovery was observed for 2-fluorobiphenyl in EAST BASIN - INLET (lab # 553209-001).
- Low surrogate recoveries were observed for phenol-d6 in EAST BASIN - INLET (lab # 553209-001) and the BS/BSD for batch 395481.
- Low surrogate recoveries were observed for 2-fluorobiphenyl in EAST BASIN - INLET (lab # 553209-001) and the BS for batch 395481.
- Low surrogate recoveries were observed for 2-fluorophenol in the BS/BSD for batch 395481.
- No other analytical problems were encountered.

Semivolatile Organics by GC/MS SIM (EPA 8270C-SIM):
No analytical problems were encountered.

Pesticides (EPA 8081A):
No analytical problems were encountered.

Total Organic Carbon by IR (SM 5310B):
No analytical problems were encountered.

PCBs (EPA 8082):

- EAST BASIN - INLET (lab # 553209-001) was treated with sulfuric acid to reduce analytical interferences or due to the presence of color.
- No other analytical problems were encountered.

Metals (EPA 200.7, EPA 200.8, and EPA 245.1):

- Low recoveries were observed for mercury in the MS/MSD for batch 395489; the parent sample was not a project sample, the LCS was within limits, and the associated RPD was within limits.
- Calcium and potassium were detected above the RL in the method blank for batch 395497; these analytes were detected in the sample at a level at least 10 times that of the blank.
- No other analytical problems were encountered.

Ion Chromatography (EPA 300.0):

- Low recoveries were observed for chloride and fluoride in the MS/MSD for batch 395480; the parent sample was not a project sample, and the LCS was within limits.
- Responses exceeding the instrument's linear range were observed for chloride in the MS/MSD for batch 395480; affected data was qualified with "E".
- No other analytical problems were encountered.

Conductivity (SM2510B):
No analytical problems were encountered.

Total Oil & Grease (HEM) (EPA 1664A):

- Matrix spikes were not performed for this analysis due to insufficient sample volume.
- No analytical problems were encountered.

Total Phenolics (EPA 420.1):
No analytical problems were encountered.

Alkalinity (SM2320B):
No analytical problems were encountered.

Sulfide (SM 4500-S2-D):
No analytical problems were encountered.

Total Dissolved Solids (TDS) (SM2540C):

- High RPD was observed for total dissolved solids in the SDUP of SOUTH BASIN - WESTERN INLET (lab # 553207-001).
- No other analytical problems were encountered.

Total Suspended Solids (TSS) (SM2540D):
No analytical problems were encountered.

Chemical Oxygen Demand (SM5220D):
No analytical problems were encountered.

Biochemical Oxygen Demand (SM5210B):
No analytical problems were encountered.

Turbidity (SM2130B):
No analytical problems were encountered.

Cyanide - Semi-Automated Method (SM 4500-CN-E and SM 4500-CN-E):
No analytical problems were encountered.

Coliform - 9221 Tests (SM 9221B and SM 9221F):
No analytical problems were encountered.

Ammonia and TKN- Semi-Automated Method (SM 4500-NH3-G):
No analytical problems were encountered.

Organophosphorus Pesticides (EPA 8141A):
Pace Laboratories in Bakersfield, CA performed the analysis (see sublab report section for certifications). Please see the Pace Laboratories case narrative.

8151A Chlorinated Herbicides (EPA 8151A):
McCampbell Analytical, Inc. in Pittsburg, CA performed the analysis (NELAP certified). Please see the McCampbell Analytical, Inc. case narrative.

RSK-175 CO2 (RSK-175):
McCampbell Analytical, Inc. in Pittsburg, CA performed the analysis (see sublab report section for certifications). Please see the McCampbell Analytical, Inc. case narrative.

Dioxins & Furans (EPA 8290):
Enthalpy - El Dorado Hills in El Dorado Hills, CA performed the analysis (see sublab report section for certifications). Please see the Enthalpy - El Dorado Hills case narrative.

ENTHALPY ANALYTICAL

Chain of Custody Record

Lab No: 553209

Page: 1 of 3

Turn Around Time (rush by advanced notice only)

Standard		5 Day		3 Day	
2 Day		1 Day	X	Custom TAT	

Enthalpy Analytical - Orange

931 W. Barkley Avenue, Orange, CA 92868

Phone 714-771-6900

Matrix: A = Air S = Soil/Solid W = Water DW = Drinking Wate SD = Sediment PP = Pure Product SEA = Sea Water SW = Swab T = Tissue WP = Wipe O = Other

Preservatives: 1 = $Na_2S_2O_3$ 2 = HCl 3 = HNO_3 4 = H_2SO_4 5 = NaOH 6 = Other

Sample Receipt Temp: (lab use only)

CUSTOMER INFORMATION		PROJECT INFORMATION	
Company:	Chiquita Canyon, LLC	Name:	Stormwater Outlet
Report To:	Matt Breuer	Number:	
Email:	matthew.breuer@wasteconnection	P.O. #:	
Address:	29201 Henry Mayo Drive	Address:	29201 Henry Mayo Drive
	Castaic, CA 91384		Castaic, CA 91384
Phone:	682-559-3880	Global ID:	
Fax:		Sampled By:	CH, GA

Test Instructions / Comments

200.8 - Ag, As, B, Ba, Be, Cd, Co, Cr, Cu, Ni, Mn, Pb, Sb, Se, Sn, Tl, V, Zn
200.7 - Fe, Ca, K, Mg, Na

Additional email recipients:
matt.breuer@wasteconnections.com
stormwater@wasteconnections.com
tmb@swteng.com
aav@swteng.com

Direct invoices to:
Maribel Bolanos
(661) 257-3665

	Sample ID	Sampling Date	Sampling Time	Matrix	Container No. / Size	Pres.	200.7/200.8 Metals (see comments)	245.1 Mercury	4500-CN-E Cyanide	8081 Pesticides / 8082 PCBs	8141 Organophosphorous Pesticides	8151 Herbicides	8260 VOCs	8260 Acrolein/Acrylonitrile	8270C	8290 2,3,7,8-TCDD	Test Instructions / Comments
1	East Basin - Inlet	02/16/26	1136	W	31	1,2,4,6	X	X	X	X	X	X	X	X	X	X	Temp: 13.1°C, pH 7.33
2																	
3																	1R10
4																	2.8/3.0
5																	4.0/4.2
6																	
7																	
8																	
9																	
10																	

Login 553209

	Signature	Print Name	Company / Title	Date / Time
1 Relinquished By:	[signature]	G. Alvarez	CTCH	2/16/26 17:20
1 Received By:	[signature]	Michael Kryner	EA	2/16/26 1720
2 Relinquished By:				
2 Received By:				
3 Relinquished By:				
3 Received By:				

ENTHALPY ANALYTICAL

Chain of Custody Record

Lab No:

Page: 2 of 3

Turn Around Time (rush by advanced notice only)

Standard		5 Day		3 Day	
2 Day		1 Day	X	Custom TAT:	

Enthalpy Analytical - Orange
931 W. Barkley Avenue, Orange, CA 92868
Phone 714-771-6900

Matrix: A = Air S = Soil/Solid
W = Water DW = Drinking Wate SD = Sediment
PP = Pure Product SEA = Sea Water
SW = Swab T = Tissue WP = Wipe O = Other

Preservatives:
1 = $Na_2S_2O_3$ 2 = HCl 3 = HNO_3
4 = H_2SO_4 5 = NaOH 6 = Other

Sample Receipt Temp:
(lab use only)

CUSTOMER INFORMATION		PROJECT INFORMATION	
Company:	Chiquita Canyon, LLC	Name:	Stormwater Outlet
Report To:	Kate Logan	Number:	
Email:	kate.logan@wasteconnections.com	P.O #:	
Address:	29201 Henry Mayo Drive	Address	29201 Henry Mayo Drive
	Castaic, CA 91384		Castaic, CA 91384
Phone:	682-559-3880	Global ID	
Fax:		Sampled By:	GA, CH

	Sample ID	Sampling Date	Sampling Time	Matrix	Container No. / Size	Pres.	SM4500-S2-D Total Sulfide	420 1 Total Phenolics	1664A Oil and Grease	9221B Tota Coliform	9221F E Coli	300 0 Cl, Br, Fl, NO3, NO2, SO4	2540D TSS	5310B TOC	8270 SIM 1,4-Dioxane	SM2320B Alkalinity	Test Instructions / Comments
1	East Basin - Inlet	02/16/26	1136	W	31	1,2,4,6	X	X	X	X	X	X	X	X	X	X	Temp 13 1°C, pH 7 33
2																	
3																	
4																	
5																	
6																	
7																	
8																	
9																	
10																	

Additional email recipients:
matt.breuer@wasteconnections.com
stormwater@wasteconnections.com
tmb@swteng.com
aav@swteng.com

Direct invoices to:
Maribel Bolanos
(661) 257-3665

	Signature	Print Name	Company / Title	Date / Time
1 Relinquished By:				2/16/26 17:20
1 Received By:		Michael Krymen	EA	2/16/26 1720
2 Relinquished By:				
2 Received By:				
3 Relinquished By:				
3 Received By:				

ENTHALPY ANALYTICAL

Chain of Custody Record

Lab No:

Page: 3 of 3

Turn Around Time (rush by advanced notice only)

Standard		5 Day		3 Day	
2 Day		1 Day	X	Custom TAT	

Enthalpy Analytical - Orange

931 W. Barkley Avenue, Orange, CA 92868

Phone 714-771-6900

Matrix: A = Air S = Soil/Solid W = Water DW = Drinking Wate SD = Sediment PP = Pure Product SEA = Sea Water SW = Swab T = Tissue WP = Wipe O = Other

Preservatives: 1 = $Na_2S_2O_3$ 2 = HCl 3 = HNO_3 4 = H_2SO_4 5 = NaOH 6 = Other

Sample Receipt Temp: (lab use only)

CUSTOMER INFORMATION		PROJECT INFORMATION	
Company:	Chiquita Canyon, LLC	Name:	Stormwater Outlet
Report To:	Kate Logan	Number:	
Email:	kate.logan@wasteconnections.com	P.O. #:	
Address:	29201 Henry Mayo Drive	Address:	29201 Henry Mayo Drive
	Castaic, CA 91384		Castaic, CA 91384
Phone:	682-559-3880	Global ID:	
Fax:		Sampled By:	GA, CH

Analysis Request

	Sample ID	Sampling Date	Sampling Time	Matrix	Container No. / Size	Pres.	SM5220D Chemical Oxygen Demand	SM2510B Specific Conductance	RSK-175 Carbon Dioxide	2540E TDS	SM2130B Turbidity	350.1 Ammonia	625.1 - See Comments	625.1 Alpha-Terpineol	SM5210B BOD		Test Instructions / Comments
1	East Basin - Inlet	02/16/26	1136	W	31	1,2,4,6	X	X	X	X	X	X	X	X	X	X	Temp: 13.1°C, pH 7.33
2																	
3																	
4																	
5																	
6																	
7																	
8																	
9																	
10																	

Test Instructions / Comments:

625.1 - Benzoic Acid, Pyridine, Phenol, 2-methylphenol, 3,4-methylphenol, Cresol, Naphthalene, alpha-terpineol

Additional email recipients:
matt.breuer@wasteconnections.com
stormwater@wasteconnections.com
tmb@swteng.com
aav@swteng.com

Direct invoices to:
Maribel Bolanos
(661) 257-3665

	Signature	Print Name	Company / Title	Date / Time
1 Relinquished By:	[signature]	G. Alvarez	CTBV	2/16/26 17:20
1 Received By:	[signature]	Michael Dryden	EA	2/16/26 1720
2 Relinquished By:				
2 Received By:				
3 Relinquished By:				
3 Received By:				

SAMPLE RECEIPT CHECKLIST

Section 1: General Info

Date Received: 2-16-26 WO# 553209 Client: Waste Connections

Section 2: Shipping / Custody **Are custody seals present?** ☐ Yes ☒ No

Custody seals intact on arrival? ■ N/A ☐ Yes ☐ No ☐ On cooler / box ☐ On samples

☐ Courier ■ Walk-In ☐ Field Sampling ☐ Shipping Info: _____

Section 3a: Condition / Packaging ☐ **Outside 0.0 - 6.0°C (0.0 - 10.0°C for microbiology) (PM notified)**

Date Opened 2-16-26 By (initials) MSK Type of ice used: ■ Wet ☐ Blue/Gel ☐ None

☐ Samples received on ice directly from the field; cooling process had begun. (if checked, skip temperatures)

☐ Sample matrix doesn't require cooling (e.g. air, bulk PCB). (if checked, skip temperatures)

If no cooler: Observed/Adjusted Temp (°C): _____ / _____ Thermometer/IR Gun: IR 10 CF: +0.2

Cooler Temp (°C) #1: 2.8 / 3.6 #2: 4.0 / 4.2 #3: ____/____ #4: ____/____ #5: ____/____ #6: ____/____

Section 3b: Microbiology Samples ■ **No microbiology samples submitted (skip 3b)**

☐ Within temp range 0.0 - 10.0°C or received on ice directly from field.

☐ Adequate headspace for microbiology analysis.

Section 3c: Air Samples ■ **No air samples submitted (skip 3c)**

☐ 1.4L Canisters ☐ 6L Canisters ☐ Tedlar Bags ☐ MCE Cassettes ☐ Sorbent Tubes ☐ Other_____

Section 4: Containers / Labels / Samples	YES	NO	N/A
1) Were custody papers present, filled properly, and legible?	X		
2) Is the sampler's name present on the CoC?	X		
3) Were containers received in good condition (unbroken / unopened / uncompromised)?	X		
4) Were the samples bagged? (required for microbiology samples; recommended for soil samples)	X		
5) Were all of, and only, the correct samples received?	X		
6) Are sample labels present, legible, and in agreement with the CoC?	X		
7) Does the container count match the CoC?	X		
8) Was sufficient sample volume / mass received for the analyses requested?	X		
9) Were samples received in proper containers for the analyses requested?	X		
10) Were samples received with > 1/2 holding time remaining?	X		
11) Are samples properly preserved as indicated by CoC / labels?	X		
12) Unpreserved VOAs received - If necessary, was the hold time changed in LIMS?			X
13) Are VOA vials free from headspace/bubbles > 6mm?		✓	

Section 5: Explanations / Comments

(If no comments are made, then no discrepancies noted.)

Headspace in 1/3 HCl preserved vials

☐ **No additional discrepancies**

Date Logged 2-16-26 **By (print)** MSK **(sign)**

Date Labeled 2-16-26 **By (print)** MSK **(sign)**

ENTHALPY ANALYTICAL

Analysis Results for 553209

Dylan Smith
Waste Connections
Chiquita Canyon Landfill
29201 Henry Mayo Drive
Castaic, CA 91384

Lab Job #: 553209
Project No: CCLF STORMWATER
Location: Chiquita Canyon Stormwater
Date Received: 02/16/26

Sample ID: EAST BASIN - INLET **Lab ID: 553209-001** **Collected: 02/16/26 11:36**
Matrix: Water

553209-001 Analyte	Result	Qual	Units	RL	MDL	DF	Batch	Prepared	Analyzed	Chemist
Method: EPA 1664A Prep Method: METHOD										
Total Oil and Grease	**1.7**	J	mg/L	5.2	1.0	1	395496	02/17/26	02/18/26	TTL
Method: EPA 200.7 Prep Method: EPA 3015A										
Calcium	**130**		mg/L	0.10	0.0095	1	395497	02/17/26	02/17/26	SBW
Iron	**45**		mg/L	0.50	0.17	10	395627	02/18/26	02/18/26	SBW
Magnesium	**53**		mg/L	0.10	0.017	1	395497	02/17/26	02/17/26	SBW
Potassium	**27**		mg/L	0.50	0.20	1	395497	02/17/26	02/17/26	SBW
Sodium	**19**		mg/L	5.0	0.17	10	395627	02/18/26	02/18/26	SBW
Method: EPA 200.8 Prep Method: EPA 3015A										
Antimony	ND		ug/L	2.0	1.0	1	395533	02/17/26	02/18/26	KCD
Arsenic	**13**		ug/L	2.0	0.27	1	395533	02/17/26	02/18/26	KCD
Barium	**880**		ug/L	50	4.4	10	395533	02/17/26	02/17/26	KCD
Beryllium	**3.5**		ug/L	1.0	0.060	1	395533	02/17/26	02/18/26	KCD
Boron	**62**		ug/L	10	7.7	1	395533	02/17/26	02/18/26	KCD
Cadmium	**0.88**	J	ug/L	1.0	0.072	1	395533	02/17/26	02/18/26	KCD
Chromium	**91**		ug/L	5.0	0.43	1	395533	02/17/26	02/18/26	KCD
Cobalt	**49**		ug/L	1.0	0.090	1	395533	02/17/26	02/18/26	KCD
Copper	**100**		ug/L	3.0	0.96	1	395533	02/17/26	02/18/26	KCD
Lead	**57**		ug/L	5.0	0.23	1	395533	02/17/26	02/18/26	KCD
Manganese	**2,000**		ug/L	100	38	10	395533	02/17/26	02/17/26	KCD
Nickel	**91**		ug/L	5.0	1.3	1	395533	02/17/26	02/18/26	KCD
Selenium	**5.7**		ug/L	4.0	1.9	1	395533	02/17/26	02/18/26	KCD
Silver	ND		ug/L	5.0	0.37	1	395533	02/17/26	02/18/26	KCD
Thallium	**1.0**	J	ug/L	1.0	0.25	1	395533	02/17/26	02/18/26	KCD
Tin	ND		ug/L	5.0	1.5	1	395533	02/17/26	02/18/26	KCD
Vanadium	**150**		ug/L	5.0	0.36	1	395533	02/17/26	02/18/26	KCD
Zinc	**390**		ug/L	10	7.6	1	395533	02/17/26	02/18/26	KCD
Method: EPA 245.1 Prep Method: EPA 245.1										
Mercury	**0.79**		ug/L	0.40	0.091	1	395489	02/17/26	02/17/26	MLL
Method: EPA 300.0 Prep Method: METHOD										
Fluoride	**0.12**	J	mg/L	0.20	0.062	1	395480	02/17/26 08:39	02/17/26 13:54	SSN
Chloride	**9.2**		mg/L	1.0	0.27	1	395480	02/17/26 08:39	02/17/26 13:54	SSN
Nitrogen, Nitrite	ND		mg/L	0.10	0.01	1	395480	02/17/26 08:39	02/17/26 13:54	SSN

Results for any subcontracted analyses are not included in this section.

ENTHALPY ANALYTICAL

Analysis Results for 553209

553209-001 Analyte	Result	Qual	Units	RL	MDL	DF	Batch	Prepared	Analyzed	Chemist
Bromide	ND		mg/L	0.30	0.049	1	395480	02/17/26 08:39	02/17/26 13:54	SSN
Nitrogen, Nitrate	**0.46**		mg/L	0.10	0.05	1	395480	02/17/26 08:39	02/17/26 13:54	SSN
Sulfate	**42**		mg/L	1.0	0.26	1	395480	02/17/26 08:39	02/17/26 13:54	SSN
Method: EPA 350.1 Prep Method: METHOD										
Ammonia-N	**0.16**		mg/L	0.10	0.068	1	395490	02/17/26	02/17/26	JAK
Method: EPA 420.1 Prep Method: METHOD										
Total Phenolics	ND		mg/L	0.010	0.0056	1	395514	02/17/26	02/17/26	LVL
Method: EPA 625.1 Prep Method: EPA 3510C										
Benzoic acid	**34**	J,b	ug/L	50	11	1	395481	02/17/26	02/17/26	MSS
2-Methylphenol	ND		ug/L	10	3.2	1	395481	02/17/26	02/17/26	MSS
Pyridine	ND		ug/L	10	2.8	1	395481	02/17/26	02/17/26	MSS
Phenol	ND		ug/L	10	2.1	1	395481	02/17/26	02/17/26	MSS
Naphthalene	ND		ug/L	10	3.6	1	395481	02/17/26	02/17/26	MSS
3-,4-Methylphenol	ND		ug/L	10	3.0	1	395481	02/17/26	02/17/26	MSS
Cresol	ND		ug/L	10		1	395481	02/17/26	02/17/26	MSS
a-Terpineol	**2.4**	J	ug/L	10	2.1	1	395481	02/17/26	02/17/26	ZFA
Surrogates				**Limits**						
2-Fluorophenol	37%		%REC	36-95		1	395481	02/17/26	02/17/26	MSS
Phenol-d6	27%	*	%REC	28-82		1	395481	02/17/26	02/17/26	MSS
2,4,6-Tribromophenol	63%		%REC	61-140		1	395481	02/17/26	02/17/26	MSS
Nitrobenzene-d5	48%		%REC	48-123		1	395481	02/17/26	02/17/26	MSS
2-Fluorobiphenyl	43%	*	%REC	51-105		1	395481	02/17/26	02/17/26	MSS
Terphenyl-d14	48%	*	%REC	65-117		1	395481	02/17/26	02/17/26	MSS
Method: EPA 8081A Prep Method: EPA 3510C										
alpha-BHC	ND		ug/L	0.05	0.01	0.98	395557	02/17/26	03/09/26	HQN
beta-BHC	ND		ug/L	0.05	0.01	0.98	395557	02/17/26	03/09/26	HQN
gamma-BHC	ND		ug/L	0.05	0.009	0.98	395557	02/17/26	03/09/26	HQN
delta-BHC	ND		ug/L	0.05	0.01	0.98	395557	02/17/26	03/09/26	HQN
Heptachlor	ND		ug/L	0.05	0.01	0.98	395557	02/17/26	03/09/26	HQN
Aldrin	ND		ug/L	0.05	0.01	0.98	395557	02/17/26	03/09/26	HQN
Heptachlor epoxide	ND		ug/L	0.05	0.01	0.98	395557	02/17/26	03/09/26	HQN
Endosulfan I	ND		ug/L	0.05	0.01	0.98	395557	02/17/26	03/09/26	HQN
Dieldrin	ND		ug/L	0.1	0.01	0.98	395557	02/17/26	03/09/26	HQN
4,4'-DDE	ND		ug/L	0.1	0.04	0.98	395557	02/17/26	03/09/26	HQN
Endrin	ND		ug/L	0.1	0.01	0.98	395557	02/17/26	03/09/26	HQN
Endosulfan II	ND		ug/L	0.1	0.02	0.98	395557	02/17/26	03/09/26	HQN
Endosulfan sulfate	ND		ug/L	0.1	0.01	0.98	395557	02/17/26	03/09/26	HQN
4,4'-DDD	ND		ug/L	0.1	0.03	0.98	395557	02/17/26	03/09/26	HQN
Endrin aldehyde	ND		ug/L	0.1	0.04	0.98	395557	02/17/26	03/09/26	HQN
Endrin ketone	ND		ug/L	0.1	0.03	0.98	395557	02/17/26	03/09/26	HQN
4,4'-DDT	ND		ug/L	0.1	0.08	0.98	395557	02/17/26	03/09/26	HQN
Methoxychlor	ND		ug/L	0.1	0.04	0.98	395557	02/17/26	03/09/26	HQN
Toxaphene	ND		ug/L	2.0	0.4	0.98	395557	02/17/26	03/09/26	HQN
Chlordane (Technical)	**0.8**	J	ug/L	1.0	0.2	0.98	395557	02/17/26	03/09/26	HQN
Surrogates				**Limits**						

Results for any subcontracted analyses are not included in this section.

ENTHALPY ANALYTICAL

Analysis Results for 553209

553209-001 Analyte	Result	Qual	Units	RL	MDL	DF	Batch	Prepared	Analyzed	Chemist
TCMX	88%		%REC	29-120		0.98	395557	02/17/26	03/09/26	HQN
Decachlorobiphenyl	86%		%REC	33-132		0.98	395557	02/17/26	03/09/26	HQN
Method: EPA 8082 Prep Method: EPA 3510C										
Aroclor-1016	ND		ug/L	0.49	0.30	0.98	395557	02/17/26	02/18/26	HQN
Aroclor-1221	ND		ug/L	0.49	0.46	0.98	395557	02/17/26	02/18/26	HQN
Aroclor-1232	ND		ug/L	0.49	0.27	0.98	395557	02/17/26	02/18/26	HQN
Aroclor-1242	ND		ug/L	0.49	0.28	0.98	395557	02/17/26	02/18/26	HQN
Aroclor-1248	ND		ug/L	0.49	0.23	0.98	395557	02/17/26	02/18/26	HQN
Aroclor-1254	ND		ug/L	0.49	0.26	0.98	395557	02/17/26	02/18/26	HQN
Aroclor-1260	ND		ug/L	0.49	0.32	0.98	395557	02/17/26	02/18/26	HQN
Aroclor-1262	ND		ug/L	0.49	0.29	0.98	395557	02/17/26	02/18/26	HQN
Aroclor-1268	ND		ug/L	0.49	0.25	0.98	395557	02/17/26	02/18/26	HQN
Surrogates				**Limits**						
Decachlorobiphenyl (PCB)	82%		%REC	28-138		0.98	395557	02/17/26	02/18/26	HQN
Method: EPA 8260B Prep Method: EPA 5030B										
Carbon Disulfide	ND		ug/L	5.0	0.1	1	395486	02/17/26	02/17/26	TCN
Chloroprene	ND		ug/L	200	2.7	1	395486	02/17/26	02/17/26	TCN
3-Chloropropene	ND		ug/L	5.0	0.2	1	395486	02/17/26	02/17/26	TCN
Ethyl methacrylate	ND		ug/L	50	3.9	1	395486	02/17/26	02/17/26	TCN
Ethanol	ND		ug/L	500	160	1	395486	02/17/26	02/17/26	TCN
2-Hexanone	ND		ug/L	5.0	1.3	1	395486	02/17/26	02/17/26	TCN
Isopropanol (IPA)	ND		ug/L	200	96	1	395486	02/17/26	02/17/26	TCN
Methyl acrylonitrile	ND		ug/L	35	4.2	1	395486	02/17/26	02/17/26	TCN
Vinyl Acetate	ND		ug/L	50	3.2	1	395486	02/17/26	02/17/26	TCN
Acrolein	ND		ug/L	200	2.6	1	395486	02/17/26	02/17/26	TCN
Acrylonitrile	ND		ug/L	10	0.7	1	395486	02/17/26	02/17/26	TCN
Freon 12	ND		ug/L	5.0	0.2	1	395486	02/17/26	02/17/26	TCN
Chloromethane	ND		ug/L	5.0	0.09	1	395486	02/17/26	02/17/26	TCN
Vinyl Chloride	ND		ug/L	5.0	0.1	1	395486	02/17/26	02/17/26	TCN
Bromomethane	ND		ug/L	5.0	0.1	1	395486	02/17/26	02/17/26	TCN
Chloroethane	ND		ug/L	5.0	0.1	1	395486	02/17/26	02/17/26	TCN
Trichlorofluoromethane	ND		ug/L	5.0	0.1	1	395486	02/17/26	02/17/26	TCN
Iodomethane	ND		ug/L	5.0		1	395486	02/17/26	02/17/26	TCN
Acetone	ND		ug/L	100	14	1	395486	02/17/26	02/17/26	TCN
Freon 113	ND		ug/L	5.0	0.1	1	395486	02/17/26	02/17/26	TCN
1,1-Dichloroethene	ND		ug/L	5.0	0.1	1	395486	02/17/26	02/17/26	TCN
Methylene Chloride	ND		ug/L	10	0.2	1	395486	02/17/26	02/17/26	TCN
MTBE	ND		ug/L	5.0	0.1	1	395486	02/17/26	02/17/26	TCN
trans-1,2-Dichloroethene	ND		ug/L	5.0	0.1	1	395486	02/17/26	02/17/26	TCN
1,1-Dichloroethane	ND		ug/L	5.0	0.09	1	395486	02/17/26	02/17/26	TCN
2-Butanone	ND		ug/L	10	1.3	1	395486	02/17/26	02/17/26	TCN
cis-1,2-Dichloroethene	ND		ug/L	5.0	0.1	1	395486	02/17/26	02/17/26	TCN
2,2-Dichloropropane	ND		ug/L	5.0	0.2	1	395486	02/17/26	02/17/26	TCN
Chloroform	ND		ug/L	5.0	0.08	1	395486	02/17/26	02/17/26	TCN
Bromochloromethane	ND		ug/L	5.0	0.1	1	395486	02/17/26	02/17/26	TCN
1,1,1-Trichloroethane	ND		ug/L	5.0	0.1	1	395486	02/17/26	02/17/26	TCN
1,1-Dichloropropene	ND		ug/L	5.0	0.1	1	395486	02/17/26	02/17/26	TCN
Carbon Tetrachloride	ND		ug/L	5.0	0.1	1	395486	02/17/26	02/17/26	TCN
1,2-Dichloroethane	ND		ug/L	5.0	0.2	1	395486	02/17/26	02/17/26	TCN

Results for any subcontracted analyses are not included in this section.

ENTHALPY ANALYTICAL

Analysis Results for 553209

553209-001 Analyte	Result	Qual	Units	RL	MDL	DF	Batch	Prepared	Analyzed	Chemist
Benzene	ND		ug/L	1.0	0.1	1	395486	02/17/26	02/17/26	TCN
Trichloroethene	ND		ug/L	5.0	0.1	1	395486	02/17/26	02/17/26	TCN
1,2-Dichloropropane	ND		ug/L	5.0	0.09	1	395486	02/17/26	02/17/26	TCN
Bromodichloromethane	ND		ug/L	5.0	0.07	1	395486	02/17/26	02/17/26	TCN
Dibromomethane	ND		ug/L	5.0	0.1	1	395486	02/17/26	02/17/26	TCN
4-Methyl-2-Pentanone	ND		ug/L	5.0	1.0	1	395486	02/17/26	02/17/26	TCN
cis-1,3-Dichloropropene	ND		ug/L	5.0	0.1	1	395486	02/17/26	02/17/26	TCN
Toluene	ND		ug/L	5.0	0.1	1	395486	02/17/26	02/17/26	TCN
trans-1,3-Dichloropropene	ND		ug/L	5.0	0.09	1	395486	02/17/26	02/17/26	TCN
1,1,2-Trichloroethane	ND		ug/L	5.0	0.1	1	395486	02/17/26	02/17/26	TCN
1,3-Dichloropropane	ND		ug/L	5.0	0.07	1	395486	02/17/26	02/17/26	TCN
Tetrachloroethene	ND		ug/L	5.0	0.2	1	395486	02/17/26	02/17/26	TCN
Dibromochloromethane	ND		ug/L	5.0	0.1	1	395486	02/17/26	02/17/26	TCN
1,2-Dibromoethane	ND		ug/L	5.0	0.1	1	395486	02/17/26	02/17/26	TCN
Chlorobenzene	ND		ug/L	5.0	0.1	1	395486	02/17/26	02/17/26	TCN
1,1,1,2-Tetrachloroethane	ND		ug/L	5.0	0.07	1	395486	02/17/26	02/17/26	TCN
Ethylbenzene	ND		ug/L	5.0	0.1	1	395486	02/17/26	02/17/26	TCN
m,p-Xylenes	ND		ug/L	5.0	0.2	1	395486	02/17/26	02/17/26	TCN
o-Xylene	ND		ug/L	5.0	0.1	1	395486	02/17/26	02/17/26	TCN
Styrene	ND		ug/L	5.0	0.1	1	395486	02/17/26	02/17/26	TCN
Bromoform	ND		ug/L	5.0	0.06	1	395486	02/17/26	02/17/26	TCN
Isopropylbenzene	ND		ug/L	5.0	0.1	1	395486	02/17/26	02/17/26	TCN
1,1,2,2-Tetrachloroethane	ND		ug/L	5.0	0.1	1	395486	02/17/26	02/17/26	TCN
1,2,3-Trichloropropane	ND		ug/L	5.0	0.3	1	395486	02/17/26	02/17/26	TCN
Propylbenzene	ND		ug/L	5.0	0.1	1	395486	02/17/26	02/17/26	TCN
Bromobenzene	ND		ug/L	5.0	0.1	1	395486	02/17/26	02/17/26	TCN
1,3,5-Trimethylbenzene	ND		ug/L	5.0	0.1	1	395486	02/17/26	02/17/26	TCN
2-Chlorotoluene	ND		ug/L	5.0	0.1	1	395486	02/17/26	02/17/26	TCN
4-Chlorotoluene	ND		ug/L	5.0	0.2	1	395486	02/17/26	02/17/26	TCN
tert-Butylbenzene	ND		ug/L	5.0	0.1	1	395486	02/17/26	02/17/26	TCN
1,2,4-Trimethylbenzene	ND		ug/L	5.0	0.1	1	395486	02/17/26	02/17/26	TCN
sec-Butylbenzene	ND		ug/L	5.0	0.2	1	395486	02/17/26	02/17/26	TCN
para-Isopropyl Toluene	ND		ug/L	5.0	0.2	1	395486	02/17/26	02/17/26	TCN
1,3-Dichlorobenzene	ND		ug/L	5.0	0.1	1	395486	02/17/26	02/17/26	TCN
1,4-Dichlorobenzene	ND		ug/L	5.0	0.2	1	395486	02/17/26	02/17/26	TCN
n-Butylbenzene	ND		ug/L	5.0	0.1	1	395486	02/17/26	02/17/26	TCN
1,2-Dichlorobenzene	ND		ug/L	5.0	0.1	1	395486	02/17/26	02/17/26	TCN
1,2-Dibromo-3-Chloropropane	ND		ug/L	5.0	0.6	1	395486	02/17/26	02/17/26	TCN
1,2,4-Trichlorobenzene	ND		ug/L	5.0	0.3	1	395486	02/17/26	02/17/26	TCN
Hexachlorobutadiene	ND		ug/L	5.0	0.3	1	395486	02/17/26	02/17/26	TCN
1,2,3-Trichlorobenzene	ND		ug/L	5.0	0.3	1	395486	02/17/26	02/17/26	TCN
cis-1,4-Dichloro-2-butene	ND		ug/L	5.0	0.3	1	395486	02/17/26	02/17/26	TCN
trans-1,4-Dichloro-2-butene	ND		ug/L	5.0	0.3	1	395486	02/17/26	02/17/26	TCN
Xylene (total)	ND		ug/L	5.0		1	395486	02/17/26	02/17/26	TCN
Surrogates				**Limits**						
Dibromofluoromethane	98%		%REC	70-130		1	395486	02/17/26	02/17/26	TCN
1,2-Dichloroethane-d4	104%		%REC	70-130		1	395486	02/17/26	02/17/26	TCN
Toluene-d8	99%		%REC	70-130		1	395486	02/17/26	02/17/26	TCN
Bromofluorobenzene	100%		%REC	70-130		1	395486	02/17/26	02/17/26	TCN
Method: EPA 8270C-SIM Prep Method: EPA 3535										
1,4-Dioxane	ND		ug/L	1.0	0.84	1	395455	02/17/26	02/17/26	ZFA

Results for any subcontracted analyses are not included in this section.

ENTHALPY ANALYTICAL

Analysis Results for 553209

553209-001 Analyte	Result	Qual	Units	RL	MDL	DF	Batch	Prepared	Analyzed	Chemist
Surrogates				**Limits**						
1,4-Dioxane-d8 (SUR)	97%		%REC	80-120		1	395455	02/17/26	02/17/26	ZFA
Method: EPA 8270E Prep Method: EPA 3510C										
Carbazole	ND		ug/L	10	2.8	1	395481	02/17/26	02/17/26	MSS
N-Nitrosodimethylamine	ND		ug/L	10	2.9	1	395481	02/17/26	02/17/26	MSS
Aniline	ND		ug/L	10	2.8	1	395481	02/17/26	02/17/26	MSS
bis(2-Chloroethyl)ether	ND		ug/L	25	3.7	1	395481	02/17/26	02/17/26	MSS
2-Chlorophenol	ND		ug/L	10	3.6	1	395481	02/17/26	02/17/26	MSS
1,3-Dichlorobenzene	ND		ug/L	10	3.3	1	395481	02/17/26	02/17/26	MSS
1,4-Dichlorobenzene	ND		ug/L	10	3.4	1	395481	02/17/26	02/17/26	MSS
Benzyl alcohol	ND		ug/L	25	5.8	1	395481	02/17/26	02/17/26	MSS
1,2-Dichlorobenzene	ND		ug/L	10	3.3	1	395481	02/17/26	02/17/26	MSS
bis(2-Chloroisopropyl) ether	ND		ug/L	10	3.8	1	395481	02/17/26	02/17/26	MSS
N-Nitroso-di-n-propylamine	ND		ug/L	10	3.9	1	395481	02/17/26	02/17/26	MSS
Hexachloroethane	ND		ug/L	10	3.0	1	395481	02/17/26	02/17/26	MSS
Nitrobenzene	ND		ug/L	25	8.4	1	395481	02/17/26	02/17/26	MSS
Isophorone	ND		ug/L	10	3.7	1	395481	02/17/26	02/17/26	MSS
2-Nitrophenol	ND		ug/L	10	5.4	1	395481	02/17/26	02/17/26	MSS
2,4-Dimethylphenol	ND		ug/L	10	3.2	1	395481	02/17/26	02/17/26	MSS
bis(2-Chloroethoxy)methane	ND		ug/L	10	3.7	1	395481	02/17/26	02/17/26	MSS
2,4-Dichlorophenol	ND		ug/L	10	3.7	1	395481	02/17/26	02/17/26	MSS
1,2,4-Trichlorobenzene	ND		ug/L	10	3.4	1	395481	02/17/26	02/17/26	MSS
4-Chloroaniline	ND		ug/L	10	3.1	1	395481	02/17/26	02/17/26	MSS
Hexachlorobutadiene	ND		ug/L	10	2.2	1	395481	02/17/26	02/17/26	MSS
4-Chloro-3-methylphenol	ND		ug/L	10	3.6	1	395481	02/17/26	02/17/26	MSS
2-Methylnaphthalene	ND		ug/L	10	3.4	1	395481	02/17/26	02/17/26	MSS
Hexachlorocyclopentadiene	ND		ug/L	25	7.8	1	395481	02/17/26	02/17/26	MSS
2,4,6-Trichlorophenol	ND		ug/L	10	4.1	1	395481	02/17/26	02/17/26	MSS
2,4,5-Trichlorophenol	ND		ug/L	10	3.7	1	395481	02/17/26	02/17/26	MSS
2-Chloronaphthalene	ND		ug/L	10	3.4	1	395481	02/17/26	02/17/26	MSS
2-Nitroaniline	ND		ug/L	50	4.3	1	395481	02/17/26	02/17/26	MSS
Dimethylphthalate	ND		ug/L	10	3.4	1	395481	02/17/26	02/17/26	MSS
Acenaphthylene	ND		ug/L	10	3.9	1	395481	02/17/26	02/17/26	MSS
2,6-Dinitrotoluene	ND		ug/L	10	4.4	1	395481	02/17/26	02/17/26	MSS
3-Nitroaniline	ND		ug/L	10	4.0	1	395481	02/17/26	02/17/26	MSS
Acenaphthene	ND		ug/L	10	3.2	1	395481	02/17/26	02/17/26	MSS
2,4-Dinitrophenol	ND		ug/L	50	15	1	395481	02/17/26	02/17/26	MSS
4-Nitrophenol	ND		ug/L	50	8.5	1	395481	02/17/26	02/17/26	MSS
Dibenzofuran	ND		ug/L	10	3.2	1	395481	02/17/26	02/17/26	MSS
2,4-Dinitrotoluene	ND		ug/L	10	4.3	1	395481	02/17/26	02/17/26	MSS
Diethylphthalate	ND		ug/L	10	2.9	1	395481	02/17/26	02/17/26	MSS
Fluorene	ND		ug/L	10	3.1	1	395481	02/17/26	02/17/26	MSS
4-Chlorophenyl-phenylether	ND		ug/L	10	3.1	1	395481	02/17/26	02/17/26	MSS
4-Nitroaniline	ND		ug/L	10	3.3	1	395481	02/17/26	02/17/26	MSS
4,6-Dinitro-2-methylphenol	ND		ug/L	50	17	1	395481	02/17/26	02/17/26	MSS
N-Nitrosodiphenylamine	ND		ug/L	10	4.0	1	395481	02/17/26	02/17/26	MSS
1,2-diphenylhydrazine (as azobenzene)	ND		ug/L	10	2.9	1	395481	02/17/26	02/17/26	MSS
4-Bromophenyl-phenylether	ND		ug/L	10	3.3	1	395481	02/17/26	02/17/26	MSS
Hexachlorobenzene	ND		ug/L	10	3.0	1	395481	02/17/26	02/17/26	MSS

Results for any subcontracted analyses are not included in this section.

ENTHALPY ANALYTICAL

Analysis Results for 553209

553209-001 Analyte	Result	Qual	Units	RL	MDL	DF	Batch	Prepared	Analyzed	Chemist
Pentachlorophenol	ND		ug/L	25	5.7	1	395481	02/17/26	02/17/26	MSS
Phenanthrene	ND		ug/L	10	2.9	1	395481	02/17/26	02/17/26	MSS
Anthracene	ND		ug/L	10	2.8	1	395481	02/17/26	02/17/26	MSS
Di-n-butylphthalate	ND		ug/L	10	3.0	1	395481	02/17/26	02/17/26	MSS
Fluoranthene	ND		ug/L	10	2.8	1	395481	02/17/26	02/17/26	MSS
Benzidine	ND		ug/L	50	19	1	395481	02/17/26	02/17/26	MSS
Pyrene	ND		ug/L	10	2.7	1	395481	02/17/26	02/17/26	MSS
Butylbenzylphthalate	ND		ug/L	10	3.6	1	395481	02/17/26	02/17/26	MSS
3,3'-Dichlorobenzidine	ND		ug/L	25	5.2	1	395481	02/17/26	02/17/26	MSS
Benzo(a)anthracene	ND		ug/L	10	2.4	1	395481	02/17/26	02/17/26	MSS
Chrysene	ND		ug/L	10	2.5	1	395481	02/17/26	02/17/26	MSS
bis(2-Ethylhexyl)phthalate	ND		ug/L	10	3.3	1	395481	02/17/26	02/17/26	MSS
Di-n-octylphthalate	ND		ug/L	10	4.7	1	395481	02/17/26	02/17/26	MSS
Benzo(b)fluoranthene	ND		ug/L	10	3.0	1	395481	02/17/26	02/17/26	MSS
Benzo(k)fluoranthene	ND		ug/L	10	3.1	1	395481	02/17/26	02/17/26	MSS
Benzo(a)pyrene	ND		ug/L	10	3.1	1	395481	02/17/26	02/17/26	MSS
Indeno(1,2,3-cd)pyrene	ND		ug/L	10	4.2	1	395481	02/17/26	02/17/26	MSS
Dibenz(a,h)anthracene	ND		ug/L	10	4.2	1	395481	02/17/26	02/17/26	MSS
Benzo(g,h,i)perylene	ND		ug/L	10	4.1	1	395481	02/17/26	02/17/26	MSS
Surrogates				**Limits**						
2-Fluorophenol	37%		%REC	15-120		1	395481	02/17/26	02/17/26	MSS
Phenol-d6	27%		%REC	15-120		1	395481	02/17/26	02/17/26	MSS
2,4,6-Tribromophenol	63%		%REC	15-140		1	395481	02/17/26	02/17/26	MSS
Nitrobenzene-d5	48%		%REC	15-123		1	395481	02/17/26	02/17/26	MSS
2-Fluorobiphenyl	43%		%REC	15-120		1	395481	02/17/26	02/17/26	MSS
Terphenyl-d14	48%		%REC	15-120		1	395481	02/17/26	02/17/26	MSS
Method: SM 4500-CN-E Prep Method: METHOD										
Cyanide	ND		mg/L	0.0050	0.0017	0.5	395536	02/17/26	02/18/26	JAK
Method: SM 4500-S2-D Prep Method: METHOD										
Sulfide	ND		mg/L	0.10		1	395526	02/17/26	02/17/26	LVL
Method: SM 5310B Prep Method: SM 5310B										
Total Organic Carbon	**5.9**		mg/L	1.0	0.49	1	395528	02/17/26	02/17/26	BDR
Method: SM 9221B Prep Method: METHOD										
Coliform, Total	**>1,600**	H	MPN/100ml	1.8		1	395589	02/17/26 14:26	02/19/26 15:15	LXT
Method: SM 9221F										
Coliform, E. Coli	**1,600**	H	MPN/100ml	1.8		1	395589	02/17/26 14:26	02/19/26 15:15	LXT
Method: SM2130B										
Turbidity	**3,400**		NTU	2.0	1.2	10	395530	02/17/26 14:07	02/17/26 14:07	TRR
Method: SM2320B Prep Method: METHOD										
Bicarbonate	**100**		mg/L	3.0		1.3	395653	02/18/26	02/18/26	WWC
Alkalinity, Total as CaCO3	**92**		mg/L	2.5		1.3	395653	02/18/26	02/18/26	WWC
Method: SM2510B Prep Method: METHOD										

Results for any subcontracted analyses are not included in this section.

ENTHALPY ANALYTICAL

Analysis Results for 553209

553209-001 Analyte	Result	Qual	Units	RL	MDL	DF	Batch	Prepared	Analyzed	Chemist
Specific Conductance	**160**		umhos/cm	1.0		1	395466	02/16/26	02/16/26	AAB
Method: SM2540C Prep Method: METHOD										
Total Dissolved Solids	**220**		mg/L	10		1	395465	02/16/26	02/18/26	AAB
Method: SM2540D Prep Method: METHOD										
Total Suspended Solids	**6,700**		mg/L	0.5		1	395502	02/17/26	02/17/26	JAG
Method: SM5210B Prep Method: METHOD										
Biochemical Oxygen Demand	**6.1**	BOD5	mg/L	3.0		1	395456	02/16/26 19:13	02/21/26 15:25	AAB
Method: SM5220D Prep Method: SM 5220D										
Chemical Oxygen Demand	**46**		mg/L	4.0	2.0	1	395517	02/17/26	02/17/26	RDL

*	Value is outside QC limits
>	Value exceeds indicated concentration
BOD5	Estimated result, under-depleted, highest volume replicate reported
H	Holding time was exceeded
J	Estimated value
ND	Not Detected
b	See narrative

Results for any subcontracted analyses are not included in this section.

ENTHALPY ANALYTICAL

Batch QC

Type: Blank	Lab ID: QC1341120	Batch: 395496
Matrix: Water	Method: EPA 1664A	Prep Method: METHOD

QC1341120 Analyte	Result	Qual	Units	RL	MDL	Prepared	Analyzed
Total Oil and Grease	ND		mg/L	5.0	0.97	02/17/26	02/18/26

Type: Lab Control Sample	Lab ID: QC1341121	Batch: 395496
Matrix: Water	Method: EPA 1664A	Prep Method: METHOD

QC1341121 Analyte	Result	Spiked	Units	Recovery	Qual	Limits
Total Oil and Grease	36.30	40.00	mg/L	91%		78-114

Type: Lab Control Sample Duplicate	Lab ID: QC1341122	Batch: 395496
Matrix: Water	Method: EPA 1664A	Prep Method: METHOD

QC1341122 Analyte	Result	Spiked	Units	Recovery	Qual	Limits	RPD	RPD Lim
Total Oil and Grease	36.10	40.00	mg/L	90%		78-114	1	18

Type: Blank	Lab ID: QC1341116	Batch: 395497
Matrix: Water	Method: EPA 200.7	Prep Method: EPA 3015A

QC1341116 Analyte	Result	Qual	Units	RL	MDL	Prepared	Analyzed
Calcium	0.22		mg/L	0.10	0.0095	02/17/26	02/17/26
Magnesium	ND		mg/L	0.10	0.017	02/17/26	02/17/26
Potassium	0.90		mg/L	0.50	0.20	02/17/26	02/17/26

Type: Lab Control Sample	Lab ID: QC1341117	Batch: 395497
Matrix: Water	Method: EPA 200.7	Prep Method: EPA 3015A

QC1341117 Analyte	Result	Spiked	Units	Recovery	Qual	Limits
Calcium	18.51	20.40	mg/L	91%		85-115
Magnesium	18.74	20.40	mg/L	92%		85-115
Potassium	21.10	24.00	mg/L	88%		85-115

Type: Matrix Spike	Lab ID: QC1341118	Batch: 395497
Matrix (Source ID): Water (552611-002)	Method: EPA 200.7	Prep Method: EPA 3015A

QC1341118 Analyte	Result	Source Sample Result	Spiked	Units	Recovery	Qual	Limits	DF
Calcium	135.0	118.5	20.40	mg/L	81%	NM	75-125	1
Magnesium	38.88	21.34	20.40	mg/L	86%		75-125	1
Potassium	36.60	16.16	24.00	mg/L	85%		75-125	1

ENTHALPY ANALYTICAL

Batch QC

Type:	Matrix Spike Duplicate	Lab ID:	QC1341119	Batch:	395497
Matrix (Source ID):	Water (552611-002)	Method:	EPA 200.7	Prep Method:	EPA 3015A

QC1341119 Analyte	Result	Source Sample Result	Spiked	Units	Recovery	Qual	Limits	RPD	RPD Lim	DF
Calcium	136.9	118.5	20.40	mg/L	90%	NM	75-125	1	20	1
Magnesium	40.40	21.34	20.40	mg/L	93%		75-125	4	20	1
Potassium	38.12	16.16	24.00	mg/L	92%		75-125	4	20	1

Type:	Serial Dilution	Lab ID:	QC1341214	Batch:	395497
Matrix (Source ID):	Water (552611-002)	Method:	EPA 200.7	Prep Method:	EPA 3015A

QC1341214 Analyte	Result	Source Sample Result	Units	Qual	RPD	RPD Lim	DF
Calcium	126.9	118.5	mg/L				5
Magnesium	22.86	21.34	mg/L				5
Potassium	16.66	16.16	mg/L				5

Type:	Blank	Lab ID:	QC1341496	Batch:	395627
Matrix:	Water	Method:	EPA 200.7	Prep Method:	EPA 3015A

QC1341496 Analyte	Result	Qual	Units	RL	MDL	Prepared	Analyzed
Iron	ND		mg/L	0.020	0.017	02/18/26	02/18/26
Sodium	ND		mg/L	0.50	0.017	02/18/26	02/18/26

Type:	Lab Control Sample	Lab ID:	QC1341497	Batch:	395627
Matrix:	Water	Method:	EPA 200.7	Prep Method:	EPA 3015A

QC1341497 Analyte	Result	Spiked	Units	Recovery	Qual	Limits
Iron	0.3638	0.4000	mg/L	91%		85-115
Sodium	19.44	20.40	mg/L	95%		85-115

Type:	Matrix Spike	Lab ID:	QC1341498	Batch:	395627
Matrix (Source ID):	Water (553258-001)	Method:	EPA 200.7	Prep Method:	EPA 3015A

QC1341498 Analyte	Result	Source Sample Result	Spiked	Units	Recovery	Qual	Limits	DF
Iron	0.5404	0.1591	0.4000	mg/L	95%		75-125	1
Sodium	21.66	2.395	20.40	mg/L	94%		75-125	1

ENTHALPY ANALYTICAL

Batch QC

Type:	Matrix Spike Duplicate	Lab ID:	QC1341499	Batch:	395627
Matrix (Source ID):	Water (553258-001)	Method:	EPA 200.7	Prep Method:	EPA 3015A

QC1341499 Analyte	Result	Source Sample Result	Spiked	Units	Recovery	Qual	Limits	RPD	RPD Lim	DF
Iron	0.5460	0.1591	0.4000	mg/L	97%		75-125	1	20	1
Sodium	22.18	2.395	20.40	mg/L	97%		75-125	2	20	1

Type:	Serial Dilution	Lab ID:	QC1341543	Batch:	395627
Matrix (Source ID):	Water (553258-001)	Method:	EPA 200.7	Prep Method:	EPA 3015A

QC1341543 Analyte	Result	Source Sample Result	Units	Qual	RPD	RPD Lim	DF
Iron	0.1572	0.1591	mg/L				5
Sodium	2.285	2.395	mg/L	J			5

Type:	Blank	Lab ID:	QC1341220	Batch:	395533
Matrix:	Water	Method:	EPA 200.8	Prep Method:	EPA 3015A

QC1341220 Analyte	Result	Qual	Units	RL	MDL	Prepared	Analyzed
Antimony	ND		ug/L	2.0	1.0	02/17/26	02/17/26
Arsenic	ND		ug/L	2.0	0.27	02/17/26	02/17/26
Barium	ND		ug/L	5.0	0.44	02/17/26	02/17/26
Beryllium	ND		ug/L	1.0	0.060	02/17/26	02/17/26
Boron	ND		ug/L	10	7.7	02/17/26	02/17/26
Cadmium	ND		ug/L	1.0	0.072	02/17/26	02/17/26
Chromium	ND		ug/L	5.0	0.43	02/17/26	02/17/26
Cobalt	ND		ug/L	1.0	0.090	02/17/26	02/17/26
Copper	ND		ug/L	3.0	0.96	02/17/26	02/17/26
Lead	ND		ug/L	5.0	0.23	02/17/26	02/17/26
Manganese	ND		ug/L	10	3.8	02/17/26	02/17/26
Nickel	ND		ug/L	5.0	1.3	02/17/26	02/17/26
Selenium	ND		ug/L	2.0	1.9	02/17/26	02/17/26
Silver	ND		ug/L	5.0	0.37	02/17/26	02/17/26
Thallium	ND		ug/L	1.0	0.25	02/17/26	02/17/26
Tin	ND		ug/L	5.0	1.5	02/17/26	02/17/26
Vanadium	ND		ug/L	5.0	0.36	02/17/26	02/17/26
Zinc	ND		ug/L	10	7.6	02/17/26	02/17/26

ENTHALPY ANALYTICAL

Batch QC

Type: Lab Control Sample	Lab ID: QC1341221	Batch: 395533
Matrix: Water	Method: EPA 200.8	Prep Method: EPA 3015A

QC1341221 Analyte	Result	Spiked	Units	Recovery	Qual	Limits
Antimony	105.6	100.0	ug/L	106%		85-115
Arsenic	98.43	100.0	ug/L	98%		85-115
Barium	98.00	100.0	ug/L	98%		85-115
Beryllium	95.79	100.0	ug/L	96%		85-115
Boron	87.05	100.0	ug/L	87%		85-115
Cadmium	98.83	100.0	ug/L	99%		85-115
Chromium	98.07	100.0	ug/L	98%		85-115
Cobalt	98.09	100.0	ug/L	98%		85-115
Copper	97.18	100.0	ug/L	97%		85-115
Lead	96.42	100.0	ug/L	96%		85-115
Manganese	99.67	100.0	ug/L	100%		85-115
Nickel	99.03	100.0	ug/L	99%		85-115
Selenium	96.10	100.0	ug/L	96%		85-115
Silver	48.82	50.00	ug/L	98%		85-115
Thallium	96.69	100.0	ug/L	97%		85-115
Tin	94.22	100.0	ug/L	94%		85-115
Vanadium	98.58	100.0	ug/L	99%		85-115
Zinc	97.50	100.0	ug/L	97%		85-115

Type: Matrix Spike	Lab ID: QC1341234	Batch: 395533
Matrix (Source ID): Water (553180-001)	Method: EPA 200.8	Prep Method: EPA 3015A

QC1341234 Analyte	Result	Source Sample Result	Spiked	Units	Recovery	Qual	Limits	DF
Antimony	116.7	6.968	100.0	ug/L	110%		70-130	10
Arsenic	101.4	3.322	100.0	ug/L	98%		70-130	10
Barium	964.1	814.0	100.0	ug/L	150%	NM	70-130	10
Beryllium	102.2	ND	100.0	ug/L	102%		70-130	10
Boron	329.1	205.2	100.0	ug/L	124%	NM	70-130	10
Cadmium	104.2	1.633	100.0	ug/L	103%		70-130	10
Chromium	105.9	6.860	100.0	ug/L	99%		70-130	10
Cobalt	99.19	1.546	100.0	ug/L	98%		70-130	10
Copper	368.2	271.6	100.0	ug/L	97%		70-130	10
Lead	145.5	40.05	100.0	ug/L	105%		70-130	10
Manganese	180.9	78.49	100.0	ug/L	102%		70-130	10
Nickel	117.6	16.29	100.0	ug/L	101%		70-130	10
Selenium	89.36	ND	100.0	ug/L	89%		70-130	10
Silver	50.83	ND	50.00	ug/L	102%		70-130	10
Thallium	100.1	ND	100.0	ug/L	100%		70-130	10
Tin	112.1	2.309	100.0	ug/L	110%		70-130	10
Vanadium	104.1	3.427	100.0	ug/L	101%		70-130	10
Zinc	637.9	538.9	100.0	ug/L	99%	NM	70-130	10

ENTHALPY ANALYTICAL

Batch QC

Type:	Matrix Spike Duplicate	Lab ID:	QC1341235	Batch:	395533
Matrix (Source ID):	Water (553180-001)	Method:	EPA 200.8	Prep Method:	EPA 3015A

QC1341235 Analyte	Result	Source Sample Result	Spiked	Units	Recovery	Qual	Limits	RPD	RPD Lim	DF
Antimony	109.6	6.968	100.0	ug/L	103%		70-130	6	20	10
Arsenic	97.31	3.322	100.0	ug/L	94%		70-130	4	20	10
Barium	922.2	814.0	100.0	ug/L	108%	NM	70-130	4	20	10
Beryllium	92.98	ND	100.0	ug/L	93%		70-130	9	20	10
Boron	323.2	205.2	100.0	ug/L	118%	NM	70-130	2	20	10
Cadmium	96.79	1.633	100.0	ug/L	95%		70-130	7	20	10
Chromium	101.2	6.860	100.0	ug/L	94%		70-130	5	20	10
Cobalt	96.20	1.546	100.0	ug/L	95%		70-130	3	20	10
Copper	366.2	271.6	100.0	ug/L	95%		70-130	1	20	10
Lead	134.0	40.05	100.0	ug/L	94%		70-130	8	20	10
Manganese	194.1	78.49	100.0	ug/L	116%		70-130	7	20	10
Nickel	113.7	16.29	100.0	ug/L	97%		70-130	3	20	10
Selenium	87.64	ND	100.0	ug/L	88%		70-130	2	20	10
Silver	45.79	ND	50.00	ug/L	92%		70-130	10	20	10
Thallium	96.03	ND	100.0	ug/L	96%		70-130	4	20	10
Tin	105.4	2.309	100.0	ug/L	103%		70-130	6	20	10
Vanadium	98.21	3.427	100.0	ug/L	95%		70-130	6	20	10
Zinc	657.3	538.9	100.0	ug/L	118%	NM	70-130	3	20	10

Type:	Matrix Spike	Lab ID:	QC1341236	Batch:	395533
Matrix (Source ID):	Water (553180-002)	Method:	EPA 200.8	Prep Method:	EPA 3015A

QC1341236 Analyte	Result	Source Sample Result	Spiked	Units	Recovery	Qual	Limits	DF
Antimony	113.0	4.489	100.0	ug/L	108%		70-130	10
Arsenic	100.2	1.647	100.0	ug/L	99%		70-130	10
Barium	440.0	340.4	100.0	ug/L	100%		70-130	10
Beryllium	100.9	ND	100.0	ug/L	101%		70-130	10
Boron	244.3	151.2	100.0	ug/L	93%		70-130	10
Cadmium	97.02	ND	100.0	ug/L	97%		70-130	10
Chromium	100.7	2.456	100.0	ug/L	98%		70-130	10
Cobalt	95.79	0.2770	100.0	ug/L	96%		70-130	10
Copper	97.87	11.93	100.0	ug/L	86%		70-130	10
Lead	101.7	3.559	100.0	ug/L	98%		70-130	10
Manganese	124.9	25.62	100.0	ug/L	99%		70-130	10
Nickel	98.75	2.124	100.0	ug/L	97%		70-130	10
Selenium	80.07	ND	100.0	ug/L	80%		70-130	10
Silver	47.63	ND	50.00	ug/L	95%		70-130	10
Thallium	98.31	ND	100.0	ug/L	98%		70-130	10
Tin	94.55	ND	100.0	ug/L	95%		70-130	10
Vanadium	98.69	0.9450	100.0	ug/L	98%		70-130	10
Zinc	154.9	46.01	100.0	ug/L	109%		70-130	10

ENTHALPY ANALYTICAL

Batch QC

Type:	Matrix Spike Duplicate	Lab ID:	QC1341237	Batch:	395533
Matrix (Source ID):	Water (553180-002)	Method:	EPA 200.8	Prep Method:	EPA 3015A

QC1341237 Analyte	Result	Source Sample Result	Spiked	Units	Recovery	Qual	Limits	RPD	RPD Lim	DF
Antimony	106.8	4.489	100.0	ug/L	102%		70-130	6	20	10
Arsenic	102.2	1.647	100.0	ug/L	101%		70-130	2	20	10
Barium	436.0	340.4	100.0	ug/L	96%		70-130	1	20	10
Beryllium	95.08	ND	100.0	ug/L	95%		70-130	6	20	10
Boron	240.9	151.2	100.0	ug/L	90%		70-130	1	20	10
Cadmium	94.94	ND	100.0	ug/L	95%		70-130	2	20	10
Chromium	97.30	2.456	100.0	ug/L	95%		70-130	3	20	10
Cobalt	97.95	0.2770	100.0	ug/L	98%		70-130	2	20	10
Copper	103.4	11.93	100.0	ug/L	91%		70-130	6	20	10
Lead	100.3	3.559	100.0	ug/L	97%		70-130	1	20	10
Manganese	125.1	25.62	100.0	ug/L	99%		70-130	0	20	10
Nickel	99.69	2.124	100.0	ug/L	98%		70-130	1	20	10
Selenium	92.10	ND	100.0	ug/L	92%		70-130	14	20	10
Silver	48.75	ND	50.00	ug/L	98%		70-130	2	20	10
Thallium	96.93	ND	100.0	ug/L	97%		70-130	1	20	10
Tin	96.27	ND	100.0	ug/L	96%		70-130	2	20	10
Vanadium	99.16	0.9450	100.0	ug/L	98%		70-130	0	20	10
Zinc	149.7	46.01	100.0	ug/L	104%		70-130	3	20	10

Type:	Blank	Lab ID:	QC1341089	Batch:	395489
Matrix:	Water	Method:	EPA 245.1	Prep Method:	EPA 245.1

QC1341089 Analyte	Result	Qual	Units	RL	MDL	Prepared	Analyzed
Mercury	ND		ug/L	0.40	0.091	02/17/26	02/17/26

Type:	Lab Control Sample	Lab ID:	QC1341090	Batch:	395489
Matrix:	Water	Method:	EPA 245.1	Prep Method:	EPA 245.1

QC1341090 Analyte	Result	Spiked	Units	Recovery	Qual	Limits
Mercury	4.840	5.000	ug/L	97%		85-115

Type:	Matrix Spike	Lab ID:	QC1341091	Batch:	395489
Matrix (Source ID):	Water (553001-001)	Method:	EPA 245.1	Prep Method:	EPA 245.1

QC1341091 Analyte	Result	Source Sample Result	Spiked	Units	Recovery	Qual	Limits	DF
Mercury	2.199	ND	5.000	ug/L	44%	*	75-125	1

ENTHALPY ANALYTICAL

Batch QC

Type:	Matrix Spike Duplicate	Lab ID:	QC1341092	Batch:	395489
Matrix (Source ID):	Water (553001-001)	Method:	EPA 245.1	Prep Method:	EPA 245.1

QC1341092 Analyte	Result	Source Sample Result	Spiked	Units	Recovery	Qual	Limits	RPD	RPD Lim	DF
Mercury	2.204	ND	5.000	ug/L	44%	*	75-125	0	20	1

Type:	Matrix Spike	Lab ID:	QC1341093	Batch:	395489
Matrix (Source ID):	Water (553206-002)	Method:	EPA 245.1	Prep Method:	EPA 245.1

QC1341093 Analyte	Result	Source Sample Result	Spiked	Units	Recovery	Qual	Limits	DF
Mercury	859.4	ND	1000	ug/L	86%		75-125	200

Type:	Matrix Spike Duplicate	Lab ID:	QC1341094	Batch:	395489
Matrix (Source ID):	Water (553206-002)	Method:	EPA 245.1	Prep Method:	EPA 245.1

QC1341094 Analyte	Result	Source Sample Result	Spiked	Units	Recovery	Qual	Limits	RPD	RPD Lim	DF
Mercury	878.7	ND	1000	ug/L	88%		75-125	2	20	200

Type:	Blank	Lab ID:	QC1341047	Batch:	395480
Matrix:	Water	Method:	EPA 300.0	Prep Method:	METHOD

QC1341047 Analyte	Result	Qual	Units	RL	MDL	Prepared	Analyzed
Fluoride	ND		mg/L	0.20	0.062	02/17/26 08:39	02/17/26 10:55
Chloride	ND		mg/L	1.0	0.27	02/17/26 08:39	02/17/26 10:55
Nitrogen, Nitrite	ND		mg/L	0.10	0.01	02/17/26 08:39	02/17/26 10:55
Bromide	ND		mg/L	0.30	0.049	02/17/26 08:39	02/17/26 10:55
Nitrogen, Nitrate	ND		mg/L	0.10	0.05	02/17/26 08:39	02/17/26 10:55
Sulfate	ND		mg/L	1.0	0.26	02/17/26 08:39	02/17/26 10:55

Type:	Lab Control Sample	Lab ID:	QC1341048	Batch:	395480
Matrix:	Water	Method:	EPA 300.0	Prep Method:	METHOD

QC1341048 Analyte	Result	Spiked	Units	Recovery	Qual	Limits
Fluoride	9.808	10.00	mg/L	98%		90-110
Chloride	47.55	50.00	mg/L	95%		90-110
Nitrogen, Nitrite	4.461	4.567	mg/L	98%		90-110
Bromide	15.03	15.00	mg/L	100%		90-110
Nitrogen, Nitrate	4.517	4.518	mg/L	100%		90-110
Sulfate	25.16	25.00	mg/L	101%		90-110

ENTHALPY ANALYTICAL

Batch QC

Type:	**Matrix Spike**	**Lab ID:**	**QC1341051**	**Batch:**	**395480**
Matrix (Source ID):	**Water (552255-001)**	**Method:**	**EPA 300.0**	**Prep Method:**	**METHOD**

QC1341051 Analyte	Result	Source Sample Result	Spiked	Units	Recovery	Qual	Limits	DF
Fluoride	7.736	ND	20.00	mg/L	39%	*	80-129	1
Chloride	399.6	328.3	100.0	mg/L	71%	E,*	80-123	1
Nitrogen, Nitrite	8.773	0.03079	9.134	mg/L	96%		80-122	1
Bromide	18.38	2.839	15.00	mg/L	104%		80-121	1
Nitrogen, Nitrate	9.511	ND	9.036	mg/L	105%		80-123	1
Sulfate	57.34	5.199	50.00	mg/L	104%		79-124	1

Type:	**Matrix Spike Duplicate**	**Lab ID:**	**QC1341052**	**Batch:**	**395480**
Matrix (Source ID):	**Water (552255-001)**	**Method:**	**EPA 300.0**	**Prep Method:**	**METHOD**

QC1341052 Analyte	Result	Source Sample Result	Spiked	Units	Recovery	Qual	Limits	RPD	RPD Lim	DF
Fluoride	7.458	ND	20.00	mg/L	37%	*	80-129	4	21	1
Chloride	398.0	328.3	100.0	mg/L	70%	E,*	80-123		20	1
Nitrogen, Nitrite	8.484	0.03079	9.134	mg/L	93%		80-122	3	21	1
Bromide	17.94	2.839	15.00	mg/L	101%		80-121	2	20	1
Nitrogen, Nitrate	9.424	ND	9.036	mg/L	104%		80-123	1	20	1
Sulfate	55.75	5.199	50.00	mg/L	101%		79-124	3	20	1

Type:	**Blank**	**Lab ID:**	**QC1341095**	**Batch:**	**395490**
Matrix:	**Water**	**Method:**	**EPA 350.1**	**Prep Method:**	**METHOD**

QC1341095 Analyte	Result	Qual	Units	RL	MDL	Prepared	Analyzed
Ammonia-N	ND		mg/L	0.10	0.068	02/17/26	02/17/26

Type:	**Lab Control Sample**	**Lab ID:**	**QC1341096**	**Batch:**	**395490**
Matrix:	**Water**	**Method:**	**EPA 350.1**	**Prep Method:**	**METHOD**

QC1341096 Analyte	Result	Spiked	Units	Recovery	Qual	Limits
Ammonia-N	0.9276	1.000	mg/L	93%		90-110

Type:	**Matrix Spike**	**Lab ID:**	**QC1341104**	**Batch:**	**395490**
Matrix (Source ID):	**Water (552451-001)**	**Method:**	**EPA 350.1**	**Prep Method:**	**SM 4500-NH3-G SD**

QC1341104 Analyte	Result	Source Sample Result	Spiked	Units	Recovery	Qual	Limits	DF
Ammonia-N	0.9906	ND	1.000	mg/L	99%		90-110	1

ENTHALPY ANALYTICAL

Batch QC

Type:	**Matrix Spike Duplicate**	**Lab ID:**	**QC1341105**	**Batch:**	**395490**
Matrix (Source ID):	**Water (552451-001)**	**Method:**	**EPA 350.1**	**Prep Method:**	**SM 4500-NH3-G SD**

QC1341105 Analyte	Result	Source Sample Result	Spiked	Units	Recovery	Qual	Limits	RPD	RPD Lim	DF
Ammonia-N	0.9784	ND	1.000	mg/L	98%		90-110	1	20	1

Type:	**Blank**	**Lab ID:**	**QC1341160**	**Batch:**	**395514**
Matrix:	**Water**	**Method:**	**EPA 420.1**	**Prep Method:**	**METHOD**

QC1341160 Analyte	Result	Qual	Units	RL	MDL	Prepared	Analyzed
Total Phenolics	ND		mg/L	0.010	0.0056	02/17/26	02/17/26

Type:	**Lab Control Sample**	**Lab ID:**	**QC1341161**	**Batch:**	**395514**
Matrix:	**Water**	**Method:**	**EPA 420.1**	**Prep Method:**	**METHOD**

QC1341161 Analyte	Result	Spiked	Units	Recovery	Qual	Limits
Total Phenolics	0.07000	0.08000	mg/L	88%		80-120

Type:	**Lab Control Sample Duplicate**	**Lab ID:**	**QC1341162**	**Batch:**	**395514**
Matrix:	**Water**	**Method:**	**EPA 420.1**	**Prep Method:**	**METHOD**

QC1341162 Analyte	Result	Spiked	Units	Recovery	Qual	Limits	RPD	RPD Lim
Total Phenolics	0.07000	0.08000	mg/L	88%		80-120	0	20

ENTHALPY ANALYTICAL

Batch QC

Type: Blank	Lab ID: QC1341055	Batch: 395481
Matrix: Water		

QC1341055 Analyte	Result	Qual	Units	RL	MDL	Prepared	Analyzed
Method: EPA 625.1 Prep Method: EPA 3510C							
a-Terpineol	ND		ug/L	10	2.1	02/17/26	02/18/26
Benzoic acid	ND		ug/L	50	11	02/17/26	02/17/26
2-Methylphenol	ND		ug/L	10	3.2	02/17/26	02/17/26
Pyridine	ND		ug/L	10	2.8	02/17/26	02/17/26
Phenol	ND		ug/L	10	2.1	02/17/26	02/17/26
Naphthalene	ND		ug/L	10	3.6	02/17/26	02/17/26
3-,4-Methylphenol	ND		ug/L	10	3.0	02/17/26	02/17/26
Cresol	ND		ug/L	10		02/17/26	02/17/26
Surrogates				**Limits**			
2-Fluorophenol	44%		%REC	36-95		02/17/26	02/17/26
Phenol-d6	28%		%REC	28-82		02/17/26	02/17/26
2,4,6-Tribromophenol	68%		%REC	61-140		02/17/26	02/17/26
Nitrobenzene-d5	83%		%REC	48-123		02/17/26	02/17/26
2-Fluorobiphenyl	64%		%REC	51-105		02/17/26	02/17/26
Terphenyl-d14	81%		%REC	65-117		02/17/26	02/17/26
Method: EPA 8270E Prep Method: EPA 3510C							
Carbazole	ND		ug/L	10	2.8	02/17/26	02/17/26
N-Nitrosodimethylamine	ND		ug/L	10	2.9	02/17/26	02/17/26
Aniline	ND		ug/L	10	2.8	02/17/26	02/17/26
bis(2-Chloroethyl)ether	ND		ug/L	25	3.7	02/17/26	02/17/26
2-Chlorophenol	ND		ug/L	10	3.6	02/17/26	02/17/26
1,3-Dichlorobenzene	ND		ug/L	10	3.3	02/17/26	02/17/26
1,4-Dichlorobenzene	ND		ug/L	10	3.4	02/17/26	02/17/26
Benzyl alcohol	ND		ug/L	25	5.8	02/17/26	02/17/26
1,2-Dichlorobenzene	ND		ug/L	10	3.3	02/17/26	02/17/26
bis(2-Chloroisopropyl) ether	ND		ug/L	10	3.8	02/17/26	02/17/26
N-Nitroso-di-n-propylamine	ND		ug/L	10	3.9	02/17/26	02/17/26
Hexachloroethane	ND		ug/L	10	3.0	02/17/26	02/17/26
Nitrobenzene	ND		ug/L	25	8.4	02/17/26	02/17/26
Isophorone	ND		ug/L	10	3.7	02/17/26	02/17/26
2-Nitrophenol	ND		ug/L	10	5.4	02/17/26	02/17/26
2,4-Dimethylphenol	ND		ug/L	10	3.2	02/17/26	02/17/26
bis(2-Chloroethoxy)methane	ND		ug/L	10	3.7	02/17/26	02/17/26
2,4-Dichlorophenol	ND		ug/L	10	3.7	02/17/26	02/17/26
1,2,4-Trichlorobenzene	ND		ug/L	10	3.4	02/17/26	02/17/26
4-Chloroaniline	ND		ug/L	10	3.1	02/17/26	02/17/26
Hexachlorobutadiene	ND		ug/L	10	2.2	02/17/26	02/17/26
4-Chloro-3-methylphenol	ND		ug/L	10	3.6	02/17/26	02/17/26
2-Methylnaphthalene	ND		ug/L	10	3.4	02/17/26	02/17/26
Hexachlorocyclopentadiene	ND		ug/L	25	7.8	02/17/26	02/17/26
2,4,6-Trichlorophenol	ND		ug/L	10	4.1	02/17/26	02/17/26
2,4,5-Trichlorophenol	ND		ug/L	10	3.7	02/17/26	02/17/26
2-Chloronaphthalene	ND		ug/L	10	3.4	02/17/26	02/17/26
2-Nitroaniline	ND		ug/L	50	4.3	02/17/26	02/17/26

ENTHALPY ANALYTICAL

Batch QC

QC1341055 Analyte	Result	Qual	Units	RL	MDL	Prepared	Analyzed
Dimethylphthalate	ND		ug/L	10	3.4	02/17/26	02/17/26
Acenaphthylene	ND		ug/L	10	3.9	02/17/26	02/17/26
2,6-Dinitrotoluene	ND		ug/L	10	4.4	02/17/26	02/17/26
3-Nitroaniline	ND		ug/L	10	4.0	02/17/26	02/17/26
Acenaphthene	ND		ug/L	10	3.2	02/17/26	02/17/26
2,4-Dinitrophenol	ND		ug/L	50	15	02/17/26	02/17/26
4-Nitrophenol	ND		ug/L	50	8.5	02/17/26	02/17/26
Dibenzofuran	ND		ug/L	10	3.2	02/17/26	02/17/26
2,4-Dinitrotoluene	ND		ug/L	10	4.3	02/17/26	02/17/26
Diethylphthalate	ND		ug/L	10	2.9	02/17/26	02/17/26
Fluorene	ND		ug/L	10	3.1	02/17/26	02/17/26
4-Chlorophenyl-phenylether	ND		ug/L	10	3.1	02/17/26	02/17/26
4-Nitroaniline	ND		ug/L	10	3.3	02/17/26	02/17/26
4,6-Dinitro-2-methylphenol	ND		ug/L	50	17	02/17/26	02/17/26
N-Nitrosodiphenylamine	ND		ug/L	10	4.0	02/17/26	02/17/26
1,2-diphenylhydrazine (as azobenzene)	ND		ug/L	10	2.9	02/17/26	02/17/26
4-Bromophenyl-phenylether	ND		ug/L	10	3.3	02/17/26	02/17/26
Hexachlorobenzene	ND		ug/L	10	3.0	02/17/26	02/17/26
Pentachlorophenol	ND		ug/L	25	5.7	02/17/26	02/17/26
Phenanthrene	ND		ug/L	10	2.9	02/17/26	02/17/26
Anthracene	ND		ug/L	10	2.8	02/17/26	02/17/26
Di-n-butylphthalate	ND		ug/L	10	3.0	02/17/26	02/17/26
Fluoranthene	ND		ug/L	10	2.8	02/17/26	02/17/26
Benzidine	ND		ug/L	50	19	02/17/26	02/17/26
Pyrene	ND		ug/L	10	2.7	02/17/26	02/17/26
Butylbenzylphthalate	ND		ug/L	10	3.6	02/17/26	02/17/26
3,3'-Dichlorobenzidine	ND		ug/L	25	5.2	02/17/26	02/17/26
Benzo(a)anthracene	ND		ug/L	10	2.4	02/17/26	02/17/26
Chrysene	ND		ug/L	10	2.5	02/17/26	02/17/26
bis(2-Ethylhexyl)phthalate	ND		ug/L	10	3.3	02/17/26	02/17/26
Di-n-octylphthalate	ND		ug/L	10	4.7	02/17/26	02/17/26
Benzo(b)fluoranthene	ND		ug/L	10	3.0	02/17/26	02/17/26
Benzo(k)fluoranthene	ND		ug/L	10	3.1	02/17/26	02/17/26
Benzo(a)pyrene	ND		ug/L	10	3.1	02/17/26	02/17/26
Indeno(1,2,3-cd)pyrene	ND		ug/L	10	4.2	02/17/26	02/17/26
Dibenz(a,h)anthracene	ND		ug/L	10	4.2	02/17/26	02/17/26
Benzo(g,h,i)perylene	ND		ug/L	10	4.1	02/17/26	02/17/26
Surrogates				**Limits**			
2-Fluorophenol	44%		%REC	15-120		02/17/26	02/17/26
Phenol-d6	28%		%REC	15-120		02/17/26	02/17/26
2,4,6-Tribromophenol	68%		%REC	15-140		02/17/26	02/17/26
Nitrobenzene-d5	83%		%REC	15-123		02/17/26	02/17/26
2-Fluorobiphenyl	64%		%REC	15-120		02/17/26	02/17/26
Terphenyl-d14	81%		%REC	15-120		02/17/26	02/17/26

ENTHALPY ANALYTICAL

Batch QC

Type: Lab Control Sample **Lab ID:** QC1341056 **Batch:** 395481
Matrix: Water

QC1341056 Analyte	Result	Spiked	Units	Recovery	Qual	Limits
Method: EPA 625.1 Prep Method: EPA 3510C						
2-Methylphenol	37.16	75.00	ug/L	50%		44-120
Pyridine	32.22	75.00	ug/L	43%		13-120
Phenol	17.44	75.00	ug/L	23%		10-85
Naphthalene	39.65	75.00	ug/L	53%		23-133
3-,4-Methylphenol	34.52	75.00	ug/L	46%		40-120
Surrogates						
2-Fluorophenol	14.06	40.00	ug/L	35%	*	36-95
Phenol-d6	9.404	40.00	ug/L	24%	*	28-82
2,4,6-Tribromophenol	32.39	40.00	ug/L	81%		61-140
Nitrobenzene-d5	27.14	40.00	ug/L	68%		48-123
2-Fluorobiphenyl	20.08	40.00	ug/L	50%	*	51-105
Terphenyl-d14	37.36	40.00	ug/L	93%		65-117
Method: EPA 8270E Prep Method: EPA 3510C						
Phenol	17.44	75.00	ug/L	23%		14-120
2-Chlorophenol	39.77	75.00	ug/L	53%		46-120
1,4-Dichlorobenzene	35.25	75.00	ug/L	47%		42-120
3-,4-Methylphenol	34.52	75.00	ug/L	46%		40-120
N-Nitroso-di-n-propylamine	44.12	75.00	ug/L	59%		54-121
2,4-Dimethylphenol	43.49	75.00	ug/L	58%		48-120
1,2,4-Trichlorobenzene	37.20	75.00	ug/L	50%		45-120
4-Chloro-3-methylphenol	51.10	75.00	ug/L	68%		60-121
2,4,5-Trichlorophenol	59.96	75.00	ug/L	80%	b	62-124
Acenaphthene	42.74	75.00	ug/L	57%		56-120
4-Nitrophenol	43.01	75.00	ug/L	57%		17-120
2,4-Dinitrotoluene	80.08	75.00	ug/L	107%	b	69-127
Pentachlorophenol	76.69	75.00	ug/L	102%		51-120
Pyrene	74.18	75.00	ug/L	99%		68-123
Chrysene	71.37	75.00	ug/L	95%		66-120
Benzo(b)fluoranthene	68.76	75.00	ug/L	92%		67-120
Surrogates						
2-Fluorophenol	14.06	40.00	ug/L	35%		15-120
Phenol-d6	9.404	40.00	ug/L	24%		15-120
2,4,6-Tribromophenol	32.39	40.00	ug/L	81%		15-140
Nitrobenzene-d5	27.14	40.00	ug/L	68%		15-123
2-Fluorobiphenyl	20.08	40.00	ug/L	50%		15-120
Terphenyl-d14	37.36	40.00	ug/L	93%		15-120

ENTHALPY ANALYTICAL

Batch QC

Type: Lab Control Sample Duplicate **Lab ID:** QC1341057 **Batch:** 395481
Matrix: Water

QC1341057 Analyte	Result	Spiked	Units	Recovery	Qual	Limits	RPD	RPD Lim
Method: EPA 625.1 Prep Method: EPA 3510C								
2-Methylphenol	39.37	75.00	ug/L	52%		44-120	6	51
Pyridine	30.72	75.00	ug/L	41%		13-120	5	62
Phenol	18.32	75.00	ug/L	24%		10-85	5	52
Naphthalene	40.30	75.00	ug/L	54%		23-133	2	50
3-,4-Methylphenol	36.73	75.00	ug/L	49%		40-120	6	51
Surrogates								
2-Fluorophenol	14.05	40.00	ug/L	35%	*	36-95		
Phenol-d6	10.15	40.00	ug/L	25%	*	28-82		
2,4,6-Tribromophenol	30.43	40.00	ug/L	76%		61-140		
Nitrobenzene-d5	28.79	40.00	ug/L	72%		48-123		
2-Fluorobiphenyl	21.55	40.00	ug/L	54%		51-105		
Terphenyl-d14	33.38	40.00	ug/L	83%		65-117		
Method: EPA 8270E Prep Method: EPA 3510C								
Phenol	18.32	75.00	ug/L	24%		14-120	5	52
2-Chlorophenol	41.62	75.00	ug/L	55%		46-120	5	52
1,4-Dichlorobenzene	35.47	75.00	ug/L	47%		42-120	1	53
3-,4-Methylphenol	36.73	75.00	ug/L	49%		40-120	6	51
N-Nitroso-di-n-propylamine	49.94	75.00	ug/L	67%		54-121	12	52
2,4-Dimethylphenol	46.65	75.00	ug/L	62%		48-120	7	52
1,2,4-Trichlorobenzene	39.63	75.00	ug/L	53%		45-120	6	54
4-Chloro-3-methylphenol	55.36	75.00	ug/L	74%		60-121	8	47
2,4,5-Trichlorophenol	63.60	75.00	ug/L	85%	b	62-124	6	46
Acenaphthene	48.58	75.00	ug/L	65%		56-120	13	46
4-Nitrophenol	40.38	75.00	ug/L	54%		17-120	6	44
2,4-Dinitrotoluene	76.59	75.00	ug/L	102%	b	69-127	4	40
Pentachlorophenol	72.50	75.00	ug/L	97%		51-120	6	42
Pyrene	66.28	75.00	ug/L	88%		68-123	11	39
Chrysene	66.42	75.00	ug/L	89%		66-120	7	38
Benzo(b)fluoranthene	63.90	75.00	ug/L	85%		67-120	7	39
Surrogates								
2-Fluorophenol	14.05	40.00	ug/L	35%		15-120		
Phenol-d6	10.15	40.00	ug/L	25%		15-120		
2,4,6-Tribromophenol	30.43	40.00	ug/L	76%		15-140		
Nitrobenzene-d5	28.79	40.00	ug/L	72%		15-123		
2-Fluorobiphenyl	21.55	40.00	ug/L	54%		15-120		
Terphenyl-d14	33.38	40.00	ug/L	83%		15-120		

ENTHALPY ANALYTICAL

Batch QC

Type: Blank	Lab ID: QC1341287	Batch: 395557
Matrix: Water		

QC1341287 Analyte	Result	Qual	Units	RL	MDL	Prepared	Analyzed
Method: EPA 8081A Prep Method: EPA 3510C							
alpha-BHC	ND		ug/L	0.05	0.01	02/17/26	02/18/26
beta-BHC	ND		ug/L	0.05	0.01	02/17/26	02/18/26
gamma-BHC	ND		ug/L	0.05	0.009	02/17/26	02/18/26
delta-BHC	ND		ug/L	0.05	0.01	02/17/26	02/18/26
Heptachlor	ND		ug/L	0.05	0.01	02/17/26	02/18/26
Aldrin	ND		ug/L	0.05	0.01	02/17/26	02/18/26
Heptachlor epoxide	ND		ug/L	0.05	0.01	02/17/26	02/18/26
Endosulfan I	ND		ug/L	0.05	0.01	02/17/26	02/18/26
Dieldrin	ND		ug/L	0.1	0.01	02/17/26	02/18/26
4,4'-DDE	ND		ug/L	0.1	0.01	02/17/26	02/18/26
Endrin	ND		ug/L	0.1	0.01	02/17/26	02/18/26
Endosulfan II	ND		ug/L	0.1	0.02	02/17/26	02/18/26
Endosulfan sulfate	ND		ug/L	0.1	0.01	02/17/26	02/18/26
4,4'-DDD	ND		ug/L	0.1	0.01	02/17/26	02/18/26
Endrin aldehyde	ND		ug/L	0.1	0.02	02/17/26	02/18/26
Endrin ketone	ND		ug/L	0.1	0.02	02/17/26	02/18/26
4,4'-DDT	ND		ug/L	0.1	0.04	02/17/26	02/18/26
Methoxychlor	ND		ug/L	0.1	0.03	02/17/26	02/18/26
Toxaphene	ND		ug/L	2.0	0.4	02/17/26	02/18/26
Chlordane (Technical)	ND		ug/L	1.0	0.2	02/17/26	02/18/26
Surrogates				**Limits**			
TCMX	68%		%REC	29-120		02/17/26	02/18/26
Decachlorobiphenyl	83%		%REC	33-132		02/17/26	02/18/26
Method: EPA 8082 Prep Method: EPA 3510C							
Aroclor-1016	ND		ug/L	0.50	0.30	02/17/26	02/18/26
Aroclor-1221	ND		ug/L	0.50	0.47	02/17/26	02/18/26
Aroclor-1232	ND		ug/L	0.50	0.27	02/17/26	02/18/26
Aroclor-1242	ND		ug/L	0.50	0.29	02/17/26	02/18/26
Aroclor-1248	ND		ug/L	0.50	0.24	02/17/26	02/18/26
Aroclor-1254	ND		ug/L	0.50	0.27	02/17/26	02/18/26
Aroclor-1260	ND		ug/L	0.50	0.33	02/17/26	02/18/26
Aroclor-1262	ND		ug/L	0.50	0.29	02/17/26	02/18/26
Aroclor-1268	ND		ug/L	0.50	0.26	02/17/26	02/18/26
Surrogates				**Limits**			
Decachlorobiphenyl (PCB)	71%		%REC	28-138		02/17/26	02/18/26

ENTHALPY ANALYTICAL

Batch QC

Type:	**Lab Control Sample**	**Lab ID:**	**QC1341288**	**Batch:**	**395557**
Matrix:	**Water**	**Method:**	**EPA 8081A**	**Prep Method:**	**EPA 3510C**

QC1341288 Analyte	Result	Spiked	Units	Recovery	Qual	Limits
alpha-BHC	0.4565	0.5000	ug/L	91%		66-121
beta-BHC	0.4739	0.5000	ug/L	95%		73-120
gamma-BHC	0.4541	0.5000	ug/L	91%		68-125
delta-BHC	0.4924	0.5000	ug/L	98%		68-131
Heptachlor	0.4546	0.5000	ug/L	91%		63-120
Aldrin	0.3598	0.5000	ug/L	72%		56-120
Heptachlor epoxide	0.4234	0.5000	ug/L	85%		65-120
Endosulfan I	0.4246	0.5000	ug/L	85%	#	68-124
Dieldrin	0.4264	0.5000	ug/L	85%		66-124
4,4'-DDE	0.4317	0.5000	ug/L	86%	#	67-131
Endrin	0.4496	0.5000	ug/L	90%		68-135
Endosulfan II	0.4690	0.5000	ug/L	94%		71-130
Endosulfan sulfate	0.4609	0.5000	ug/L	92%		68-128
4,4'-DDD	0.4920	0.5000	ug/L	98%		65-130
Endrin aldehyde	0.4266	0.5000	ug/L	85%		67-124
Endrin ketone	0.4939	0.5000	ug/L	99%		69-137
4,4'-DDT	0.4696	0.5000	ug/L	94%		65-136
Methoxychlor	0.5005	0.5000	ug/L	100%		69-150
Surrogates						
TCMX	0.3682	0.5000	ug/L	74%		29-120
Decachlorobiphenyl	0.4809	0.5000	ug/L	96%		33-132

ENTHALPY ANALYTICAL

Batch QC

Type:	Lab Control Sample Duplicate	Lab ID:	QC1341289	Batch:	395557
Matrix:	Water	Method:	EPA 8081A	Prep Method:	EPA 3510C

QC1341289 Analyte	Result	Spiked	Units	Recovery	Qual	Limits	RPD	RPD Lim
alpha-BHC	0.4595	0.5000	ug/L	92%		66-121	1	20
beta-BHC	0.4665	0.5000	ug/L	93%		73-120	2	20
gamma-BHC	0.4525	0.5000	ug/L	90%		68-125	0	20
delta-BHC	0.4865	0.5000	ug/L	97%		68-131	1	20
Heptachlor	0.4399	0.5000	ug/L	88%		63-120	3	24
Aldrin	0.3518	0.5000	ug/L	70%		56-120	2	30
Heptachlor epoxide	0.4068	0.5000	ug/L	81%		65-120	4	20
Endosulfan I	0.4035	0.5000	ug/L	81%	#	68-124	5	20
Dieldrin	0.4124	0.5000	ug/L	82%		66-124	3	22
4,4'-DDE	0.4084	0.5000	ug/L	82%	#	67-131	6	21
Endrin	0.4346	0.5000	ug/L	87%		68-135	3	20
Endosulfan II	0.4515	0.5000	ug/L	90%		71-130	4	21
Endosulfan sulfate	0.4454	0.5000	ug/L	89%		68-128	3	21
4,4'-DDD	0.4639	0.5000	ug/L	93%		65-130	6	22
Endrin aldehyde	0.4102	0.5000	ug/L	82%		67-124	4	20
Endrin ketone	0.4766	0.5000	ug/L	95%		69-137	4	21
4,4'-DDT	0.4398	0.5000	ug/L	88%		65-136	7	23
Methoxychlor	0.4512	0.5000	ug/L	90%		69-150	10	23
Surrogates								
TCMX	0.3704	0.5000	ug/L	74%		29-120		
Decachlorobiphenyl	0.4315	0.5000	ug/L	86%		33-132		

Type:	Lab Control Sample	Lab ID:	QC1341290	Batch:	395557
Matrix:	Water	Method:	EPA 8082	Prep Method:	EPA 3510C

QC1341290 Analyte	Result	Spiked	Units	Recovery	Qual	Limits
Aroclor-1016	4.680	5.000	ug/L	94%		69-120
Aroclor-1260	4.571	5.000	ug/L	91%		72-124
Surrogates						
Decachlorobiphenyl (PCB)	0.3923	0.5000	ug/L	78%		28-138

Type:	Lab Control Sample Duplicate	Lab ID:	QC1341291	Batch:	395557
Matrix:	Water	Method:	EPA 8082	Prep Method:	EPA 3510C

QC1341291 Analyte	Result	Spiked	Units	Recovery	Qual	Limits	RPD	RPD Lim
Aroclor-1016	4.801	5.000	ug/L	96%		69-120	3	22
Aroclor-1260	5.016	5.000	ug/L	100%		72-124	9	25
Surrogates								
Decachlorobiphenyl (PCB)	0.4253	0.5000	ug/L	85%		28-138		

ENTHALPY ANALYTICAL

Batch QC

Type: Lab Control Sample	Lab ID: QC1341072	Batch: 395486
Matrix: Water	Method: EPA 8260B	Prep Method: EPA 5030B

QC1341072 Analyte	Result	Spiked	Units	Recovery	Qual	Limits
1,1-Dichloroethene	48.00	50.00	ug/L	96%		69-128
MTBE	47.78	50.00	ug/L	96%		66-125
Benzene	46.84	50.00	ug/L	94%		76-121
Trichloroethene	46.88	50.00	ug/L	94%		76-124
Toluene	46.07	50.00	ug/L	92%		76-120
Chlorobenzene	45.85	50.00	ug/L	92%		78-120
Surrogates						
Dibromofluoromethane	50.21	50.00	ug/L	100%		70-130
1,2-Dichloroethane-d4	50.99	50.00	ug/L	102%		70-130
Toluene-d8	50.12	50.00	ug/L	100%		70-130
Bromofluorobenzene	58.75	50.00	ug/L	118%		70-130

Type: Lab Control Sample Duplicate	Lab ID: QC1341073	Batch: 395486
Matrix: Water	Method: EPA 8260B	Prep Method: EPA 5030B

QC1341073 Analyte	Result	Spiked	Units	Recovery	Qual	Limits	RPD	RPD Lim
1,1-Dichloroethene	51.75	50.00	ug/L	104%		69-128	8	23
MTBE	51.13	50.00	ug/L	102%		66-125	7	22
Benzene	50.77	50.00	ug/L	102%		76-121	8	21
Trichloroethene	49.74	50.00	ug/L	99%		76-124	6	22
Toluene	49.22	50.00	ug/L	98%		76-120	7	21
Chlorobenzene	49.53	50.00	ug/L	99%		78-120	8	20
Surrogates								
Dibromofluoromethane	49.94	50.00	ug/L	100%		70-130		
1,2-Dichloroethane-d4	50.38	50.00	ug/L	101%		70-130		
Toluene-d8	49.46	50.00	ug/L	99%		70-130		
Bromofluorobenzene	59.83	50.00	ug/L	120%		70-130		

ENTHALPY ANALYTICAL

Batch QC

Type:	**Blank**	**Lab ID:**	**QC1341076**	**Batch:**	**395486**
Matrix:	**Water**	**Method:**	**EPA 8260B**	**Prep Method:**	**EPA 5030B**

QC1341076 Analyte	Result	Qual	Units	RL	MDL	Prepared	Analyzed
Carbon Disulfide	ND		ug/L	5.0	0.1	02/17/26	02/17/26
Chloroprene	ND		ug/L	200	2.7	02/17/26	02/17/26
3-Chloropropene	ND		ug/L	5.0	0.2	02/17/26	02/17/26
Ethyl methacrylate	ND		ug/L	50	3.9	02/17/26	02/17/26
Ethanol	ND		ug/L	500	160	02/17/26	02/17/26
2-Hexanone	ND		ug/L	5.0	1.3	02/17/26	02/17/26
Isopropanol (IPA)	ND		ug/L	200	96	02/17/26	02/17/26
Methyl acrylonitrile	ND		ug/L	35	4.2	02/17/26	02/17/26
Vinyl Acetate	ND		ug/L	50	3.2	02/17/26	02/17/26
Acrolein	ND		ug/L	200	2.6	02/17/26	02/17/26
Acrylonitrile	ND		ug/L	10	0.7	02/17/26	02/17/26
Freon 12	ND		ug/L	5.0	0.2	02/17/26	02/17/26
Chloromethane	ND		ug/L	5.0	0.09	02/17/26	02/17/26
Vinyl Chloride	ND		ug/L	5.0	0.1	02/17/26	02/17/26
Bromomethane	ND		ug/L	5.0	0.1	02/17/26	02/17/26
Chloroethane	ND		ug/L	5.0	0.1	02/17/26	02/17/26
Trichlorofluoromethane	ND		ug/L	5.0	0.1	02/17/26	02/17/26
Iodomethane	ND		ug/L	5.0		02/17/26	02/17/26
Acetone	ND		ug/L	100	14	02/17/26	02/17/26
Freon 113	ND		ug/L	5.0	0.1	02/17/26	02/17/26
1,1-Dichloroethene	ND		ug/L	5.0	0.1	02/17/26	02/17/26
Methylene Chloride	ND		ug/L	10	0.2	02/17/26	02/17/26
MTBE	ND		ug/L	5.0	0.1	02/17/26	02/17/26
trans-1,2-Dichloroethene	ND		ug/L	5.0	0.1	02/17/26	02/17/26
1,1-Dichloroethane	ND		ug/L	5.0	0.09	02/17/26	02/17/26
2-Butanone	ND		ug/L	10	1.3	02/17/26	02/17/26
cis-1,2-Dichloroethene	ND		ug/L	5.0	0.1	02/17/26	02/17/26
2,2-Dichloropropane	ND		ug/L	5.0	0.2	02/17/26	02/17/26
Chloroform	ND		ug/L	5.0	0.08	02/17/26	02/17/26
Bromochloromethane	ND		ug/L	5.0	0.1	02/17/26	02/17/26
1,1,1-Trichloroethane	ND		ug/L	5.0	0.1	02/17/26	02/17/26
1,1-Dichloropropene	ND		ug/L	5.0	0.1	02/17/26	02/17/26
Carbon Tetrachloride	ND		ug/L	5.0	0.1	02/17/26	02/17/26
1,2-Dichloroethane	ND		ug/L	5.0	0.2	02/17/26	02/17/26
Benzene	ND		ug/L	1.0	0.1	02/17/26	02/17/26
Trichloroethene	ND		ug/L	5.0	0.1	02/17/26	02/17/26
1,2-Dichloropropane	ND		ug/L	5.0	0.09	02/17/26	02/17/26
Bromodichloromethane	ND		ug/L	5.0	0.07	02/17/26	02/17/26
Dibromomethane	ND		ug/L	5.0	0.1	02/17/26	02/17/26
4-Methyl-2-Pentanone	ND		ug/L	5.0	1.0	02/17/26	02/17/26
cis-1,3-Dichloropropene	ND		ug/L	5.0	0.1	02/17/26	02/17/26
Toluene	ND		ug/L	5.0	0.1	02/17/26	02/17/26
trans-1,3-Dichloropropene	ND		ug/L	5.0	0.09	02/17/26	02/17/26
1,1,2-Trichloroethane	ND		ug/L	5.0	0.1	02/17/26	02/17/26
1,3-Dichloropropane	ND		ug/L	5.0	0.07	02/17/26	02/17/26
Tetrachloroethene	ND		ug/L	5.0	0.2	02/17/26	02/17/26
Dibromochloromethane	ND		ug/L	5.0	0.1	02/17/26	02/17/26

ENTHALPY ANALYTICAL

Batch QC

QC1341076 Analyte	Result	Qual	Units	RL	MDL	Prepared	Analyzed
1,2-Dibromoethane	ND		ug/L	5.0	0.1	02/17/26	02/17/26
Chlorobenzene	ND		ug/L	5.0	0.1	02/17/26	02/17/26
1,1,1,2-Tetrachloroethane	ND		ug/L	5.0	0.07	02/17/26	02/17/26
Ethylbenzene	ND		ug/L	5.0	0.1	02/17/26	02/17/26
m,p-Xylenes	ND		ug/L	5.0	0.2	02/17/26	02/17/26
o-Xylene	ND		ug/L	5.0	0.1	02/17/26	02/17/26
Styrene	ND		ug/L	5.0	0.1	02/17/26	02/17/26
Bromoform	ND		ug/L	5.0	0.06	02/17/26	02/17/26
Isopropylbenzene	ND		ug/L	5.0	0.1	02/17/26	02/17/26
1,1,2,2-Tetrachloroethane	ND		ug/L	5.0	0.1	02/17/26	02/17/26
1,2,3-Trichloropropane	ND		ug/L	5.0	0.3	02/17/26	02/17/26
Propylbenzene	ND		ug/L	5.0	0.1	02/17/26	02/17/26
Bromobenzene	ND		ug/L	5.0	0.1	02/17/26	02/17/26
1,3,5-Trimethylbenzene	ND		ug/L	5.0	0.1	02/17/26	02/17/26
2-Chlorotoluene	ND		ug/L	5.0	0.1	02/17/26	02/17/26
4-Chlorotoluene	ND		ug/L	5.0	0.2	02/17/26	02/17/26
tert-Butylbenzene	ND		ug/L	5.0	0.1	02/17/26	02/17/26
1,2,4-Trimethylbenzene	ND		ug/L	5.0	0.1	02/17/26	02/17/26
sec-Butylbenzene	ND		ug/L	5.0	0.2	02/17/26	02/17/26
para-Isopropyl Toluene	ND		ug/L	5.0	0.2	02/17/26	02/17/26
1,3-Dichlorobenzene	ND		ug/L	5.0	0.1	02/17/26	02/17/26
1,4-Dichlorobenzene	ND		ug/L	5.0	0.2	02/17/26	02/17/26
n-Butylbenzene	ND		ug/L	5.0	0.1	02/17/26	02/17/26
1,2-Dichlorobenzene	ND		ug/L	5.0	0.1	02/17/26	02/17/26
1,2-Dibromo-3-Chloropropane	ND		ug/L	5.0	0.6	02/17/26	02/17/26
1,2,4-Trichlorobenzene	ND		ug/L	5.0	0.3	02/17/26	02/17/26
Hexachlorobutadiene	ND		ug/L	5.0	0.3	02/17/26	02/17/26
1,2,3-Trichlorobenzene	ND		ug/L	5.0	0.3	02/17/26	02/17/26
cis-1,4-Dichloro-2-butene	ND		ug/L	5.0	0.3	02/17/26	02/17/26
trans-1,4-Dichloro-2-butene	ND		ug/L	5.0	0.3	02/17/26	02/17/26
Xylene (total)	ND		ug/L	5.0		02/17/26	02/17/26
Surrogates				**Limits**			
Dibromofluoromethane	99%		%REC	70-130		02/17/26	02/17/26
1,2-Dichloroethane-d4	103%		%REC	70-130		02/17/26	02/17/26
Toluene-d8	99%		%REC	70-130		02/17/26	02/17/26
Bromofluorobenzene	106%		%REC	70-130		02/17/26	02/17/26

ENTHALPY ANALYTICAL

Batch QC

Type:	Matrix Spike	Lab ID:	QC1341144	Batch:	395486
Matrix (Source ID):	Water (552888-002)	Method:	EPA 8260B	Prep Method:	EPA 5030B

QC1341144 Analyte	Result	Source Sample Result	Spiked	Units	Recovery	Qual	Limits	DF
1,1-Dichloroethene	19.62	ND	20.00	ug/L	98%		62-131	1
MTBE	20.46	ND	20.00	ug/L	102%		61-124	1
Benzene	19.36	ND	20.00	ug/L	97%		70-123	1
Trichloroethene	19.65	ND	20.00	ug/L	98%		65-131	1
Toluene	19.06	ND	20.00	ug/L	95%		69-120	1
Chlorobenzene	19.61	ND	20.00	ug/L	98%		72-121	1
Surrogates								
Dibromofluoromethane	50.40		50.00	ug/L	101%		70-130	1
1,2-Dichloroethane-d4	53.54		50.00	ug/L	107%		70-130	1
Toluene-d8	49.63		50.00	ug/L	99%		70-130	1
Bromofluorobenzene	54.23		50.00	ug/L	108%		70-130	1

Type:	Matrix Spike Duplicate	Lab ID:	QC1341145	Batch:	395486
Matrix (Source ID):	Water (552888-002)	Method:	EPA 8260B	Prep Method:	EPA 5030B

QC1341145 Analyte	Result	Source Sample Result	Spiked	Units	Recovery	Qual	Limits	RPD	RPD Lim	DF
1,1-Dichloroethene	18.95	ND	20.00	ug/L	95%		62-131	3	31	1
MTBE	19.83	ND	20.00	ug/L	99%		61-124	3	30	1
Benzene	19.05	ND	20.00	ug/L	95%		70-123	2	31	1
Trichloroethene	19.16	ND	20.00	ug/L	96%		65-131	3	31	1
Toluene	18.95	ND	20.00	ug/L	95%		69-120	1	29	1
Chlorobenzene	19.36	ND	20.00	ug/L	97%		72-121	1	29	1
Surrogates										
Dibromofluoromethane	50.12		50.00	ug/L	100%		70-130			1
1,2-Dichloroethane-d4	53.31		50.00	ug/L	107%		70-130			1
Toluene-d8	49.92		50.00	ug/L	100%		70-130			1
Bromofluorobenzene	53.80		50.00	ug/L	108%		70-130			1

Type:	Blank	Lab ID:	QC1340973	Batch:	395455
Matrix:	Water	Method:	EPA 8270C-SIM	Prep Method:	EPA 3535

QC1340973 Analyte	Result	Qual	Units	RL	MDL	Prepared	Analyzed
1,4-Dioxane	ND		ug/L	1.0	0.84	02/16/26	02/17/26
Surrogates				**Limits**			
1,4-Dioxane-d8 (SUR)	98%		%REC	80-120		02/16/26	02/17/26

ENTHALPY ANALYTICAL

Batch QC

Type:	Lab Control Sample	Lab ID:	QC1340974	Batch:	395455
Matrix:	Water	Method:	EPA 8270C-SIM	Prep Method:	EPA 3535

QC1340974 Analyte	Result	Spiked	Units	Recovery	Qual	Limits
1,4-Dioxane	9.846	10.00	ug/L	98%		79-120
Surrogates						
1,4-Dioxane-d8 (SUR)	9.879	10.00	ug/L	99%		80-120

Type:	Lab Control Sample Duplicate	Lab ID:	QC1340975	Batch:	395455
Matrix:	Water	Method:	EPA 8270C-SIM	Prep Method:	EPA 3535

QC1340975 Analyte	Result	Spiked	Units	Recovery	Qual	Limits	RPD	RPD Lim
1,4-Dioxane	10.64	10.00	ug/L	106%		79-120	8	20
Surrogates								
1,4-Dioxane-d8 (SUR)	10.41	10.00	ug/L	104%		80-120		

Type:	Blank	Lab ID:	QC1341224	Batch:	395536
Matrix:	Water	Method:	SM 4500-CN-E	Prep Method:	METHOD

QC1341224 Analyte	Result	Qual	Units	RL	MDL	Prepared	Analyzed
Cyanide	ND		mg/L	0.0050	0.0017	02/17/26	02/18/26

Type:	Lab Control Sample	Lab ID:	QC1341225	Batch:	395536
Matrix:	Water	Method:	SM 4500-CN-E	Prep Method:	METHOD

QC1341225 Analyte	Result	Spiked	Units	Recovery	Qual	Limits
Cyanide	0.1037	0.1000	mg/L	104%		85-115

Type:	Matrix Spike	Lab ID:	QC1341238	Batch:	395536
Matrix (Source ID):	Water (552937-001)	Method:	SM 4500-CN-E	Prep Method:	METHOD

QC1341238 Analyte	Result	Source Sample Result	Spiked	Units	Recovery	Qual	Limits	DF
Cyanide	0.1029	ND	0.1000	mg/L	103%		80-120	0.5

Type:	Matrix Spike Duplicate	Lab ID:	QC1341239	Batch:	395536
Matrix (Source ID):	Water (552937-001)	Method:	SM 4500-CN-E	Prep Method:	METHOD

QC1341239 Analyte	Result	Source Sample Result	Spiked	Units	Recovery	Qual	Limits	RPD	RPD Lim	DF
Cyanide	0.1012	ND	0.1000	mg/L	101%		80-120	2	20	0.5

ENTHALPY ANALYTICAL

Batch QC

Type:	Matrix Spike	Lab ID:	QC1341240	Batch:	395536
Matrix (Source ID):	Water (552943-001)	Method:	SM 4500-CN-E	Prep Method:	METHOD

QC1341240 Analyte	Result	Source Sample Result	Spiked	Units	Recovery	Qual	Limits	DF
Cyanide	0.1025	ND	0.1000	mg/L	102%		80-120	0.5

Type:	Matrix Spike Duplicate	Lab ID:	QC1341241	Batch:	395536
Matrix (Source ID):	Water (552943-001)	Method:	SM 4500-CN-E	Prep Method:	METHOD

QC1341241 Analyte	Result	Source Sample Result	Spiked	Units	Recovery	Qual	Limits	RPD	RPD Lim	DF
Cyanide	0.08667	ND	0.1000	mg/L	87%		80-120	17	20	0.5

Type:	Blank	Lab ID:	QC1341189	Batch:	395526
Matrix:	Water	Method:	SM 4500-S2-D	Prep Method:	METHOD

QC1341189 Analyte	Result	Qual	Units	RL	MDL	Prepared	Analyzed
Sulfide	ND		mg/L	0.10		02/17/26	02/17/26

Type:	Lab Control Sample	Lab ID:	QC1341190	Batch:	395526
Matrix:	Water	Method:	SM 4500-S2-D	Prep Method:	METHOD

QC1341190 Analyte	Result	Spiked	Units	Recovery	Qual	Limits
Sulfide	0.9000	1.000	mg/L	90%		90-110

Type:	Matrix Spike	Lab ID:	QC1341218	Batch:	395526
Matrix (Source ID):	Water (553203-001)	Method:	SM 4500-S2-D	Prep Method:	METHOD

QC1341218 Analyte	Result	Source Sample Result	Spiked	Units	Recovery	Qual	Limits	DF
Sulfide	0.8000	ND	1.000	mg/L	80%		80-120	1

Type:	Matrix Spike Duplicate	Lab ID:	QC1341219	Batch:	395526
Matrix (Source ID):	Water (553203-001)	Method:	SM 4500-S2-D	Prep Method:	METHOD

QC1341219 Analyte	Result	Source Sample Result	Spiked	Units	Recovery	Qual	Limits	RPD	RPD Lim	DF
Sulfide	0.8000	ND	1.000	mg/L	80%		80-120	0	20	1

Type:	Blank	Lab ID:	QC1341194	Batch:	395528
Matrix:	Water	Method:	SM 5310B	Prep Method:	SM 5310B

QC1341194 Analyte	Result	Qual	Units	RL	MDL	Prepared	Analyzed
Total Organic Carbon	ND		mg/L	1.0	0.49	02/17/26	02/17/26

ENTHALPY ANALYTICAL

Batch QC

Type: Lab Control Sample	Lab ID: QC1341195	Batch: 395528
Matrix: Water	Method: SM 5310B	Prep Method: SM 5310B

QC1341195 Analyte	Result	Spiked	Units	Recovery	Qual	Limits
Total Organic Carbon	22.92	25.00	mg/L	92%		85-115

Type: Matrix Spike	Lab ID: QC1341196	Batch: 395528
Matrix (Source ID): Water (553203-001)	Method: SM 5310B	Prep Method: SM 5310B

QC1341196 Analyte	Result	Source Sample Result	Spiked	Units	Recovery	Qual	Limits	DF
Total Organic Carbon	224.1	197.3	25.00	mg/L	107%	NM	75-125	3

Type: Matrix Spike Duplicate	Lab ID: QC1341197	Batch: 395528
Matrix (Source ID): Water (553203-001)	Method: SM 5310B	Prep Method: SM 5310B

QC1341197 Analyte	Result	Source Sample Result	Spiked	Units	Recovery	Qual	Limits	RPD	RPD Lim	DF
Total Organic Carbon	201.1	197.3	25.00	mg/L	15%	NM	75-125	11	25	3

Type: Sample Duplicate	Lab ID: QC1341211	Batch: 395530
Matrix (Source ID): Water (553203-001)	Method: SM2130B	

QC1341211 Analyte	Result	Source Sample Result	Units	Qual	RPD	RPD Lim	DF
Turbidity	1,457	1459	NTU		0	20	1

Type: Blank	Lab ID: QC1341579	Batch: 395653
Matrix: Water	Method: SM2320B	Prep Method: METHOD

QC1341579 Analyte	Result	Qual	Units	RL	MDL	Prepared	Analyzed
Bicarbonate	ND		mg/L	2.4		02/18/26	02/18/26
Alkalinity, Total as CaCO3	ND		mg/L	2.0		02/18/26	02/18/26

Type: Lab Control Sample	Lab ID: QC1341580	Batch: 395653
Matrix: Water	Method: SM2320B	Prep Method: METHOD

QC1341580 Analyte	Result	Spiked	Units	Recovery	Qual	Limits
Alkalinity, Total as CaCO3	108.2	100.0	mg/L	108%		90-110

ENTHALPY ANALYTICAL

Batch QC

Type:	Sample Duplicate	Lab ID:	QC1341581	Batch:	395653
Matrix (Source ID):	Water (553203-001)	Method:	SM2320B	Prep Method:	METHOD

QC1341581 Analyte	Result	Source Sample Result	Units	Qual	RPD	RPD Lim	DF
Bicarbonate	103.9	102.3	mg/L		2	20	1.3
Alkalinity, Total as CaCO3	85.20	83.85	mg/L		2	20	1.3

Type:	Sample Duplicate	Lab ID:	QC1341011	Batch:	395466
Matrix (Source ID):	Water (553207-001)	Method:	SM2510B	Prep Method:	METHOD

QC1341011 Analyte	Result	Source Sample Result	Units	Qual	RPD	RPD Lim	DF
Specific Conductance	253.4	266.1	umhos/cm		5	20	1

Type:	Blank	Lab ID:	QC1341008	Batch:	395465
Matrix:	Water	Method:	SM2540C	Prep Method:	METHOD

QC1341008 Analyte	Result	Qual	Units	RL	MDL	Prepared	Analyzed
Total Dissolved Solids	ND		mg/L	10		02/16/26	02/18/26

Type:	Lab Control Sample	Lab ID:	QC1341009	Batch:	395465
Matrix:	Water	Method:	SM2540C	Prep Method:	METHOD

QC1341009 Analyte	Result	Spiked	Units	Recovery	Qual	Limits
Total Dissolved Solids	1,018	1000	mg/L	102%		90-110

Type:	Sample Duplicate	Lab ID:	QC1341010	Batch:	395465
Matrix (Source ID):	Water (553207-001)	Method:	SM2540C	Prep Method:	METHOD

QC1341010 Analyte	Result	Source Sample Result	Units	Qual	RPD	RPD Lim	DF
Total Dissolved Solids	242.0	256.0	mg/L		6*	5	2

Type:	Blank	Lab ID:	QC1341133	Batch:	395502
Matrix:	Water	Method:	SM2540D	Prep Method:	METHOD

QC1341133 Analyte	Result	Qual	Units	RL	MDL	Prepared	Analyzed
Total Suspended Solids	ND		mg/L	0.5		02/17/26	02/17/26

Type:	Lab Control Sample	Lab ID:	QC1341134	Batch:	395502
Matrix:	Water	Method:	SM2540D	Prep Method:	METHOD

QC1341134 Analyte	Result	Spiked	Units	Recovery	Qual	Limits
Total Suspended Solids	98.50	100.0	mg/L	99%		90-110

ENTHALPY ANALYTICAL

Batch QC

Type:	Lab Control Sample Duplicate	Lab ID:	QC1341135	Batch:	395502
Matrix:	Water	Method:	SM2540D	Prep Method:	METHOD

QC1341135 Analyte	Result	Spiked	Units	Recovery	Qual	Limits	RPD	RPD Lim
Total Suspended Solids	98.75	100.0	mg/L	99%		90-110	0	5

Type:	Sample Duplicate	Lab ID:	QC1341136	Batch:	395502
Matrix (Source ID):	Water (553203-001)	Method:	SM2540D	Prep Method:	METHOD

QC1341136 Analyte	Result	Source Sample Result	Units	Qual	RPD	RPD Lim	DF
Total Suspended Solids	7,940	7840	mg/L		1	5	1

Type:	Blank	Lab ID:	QC1340976	Batch:	395456
Matrix:	Water	Method:	SM5210B	Prep Method:	METHOD

QC1340976 Analyte	Result	Qual	Units	RL	MDL	Prepared	Analyzed
Biochemical Oxygen Demand	ND		mg/L	3.0		02/16/26 14:46	02/21/26 15:25

Type:	Lab Control Sample	Lab ID:	QC1340977	Batch:	395456
Matrix:	Water	Method:	SM5210B	Prep Method:	METHOD

QC1340977 Analyte	Result	Spiked	Units	Recovery	Qual	Limits
Biochemical Oxygen Demand	193.8	198.0	mg/L	98%		84.6-115.4

Type:	Sample Duplicate	Lab ID:	QC1340978	Batch:	395456
Matrix (Source ID):	Water (553203-001)	Method:	SM5210B	Prep Method:	METHOD

QC1340978 Analyte	Result	Source Sample Result	Units	Qual	RPD	RPD Lim	DF
Biochemical Oxygen Demand	3.720	3.810	mg/L	BOD5	2	30	1

Type:	Blank	Lab ID:	QC1341164	Batch:	395517
Matrix:	Water	Method:	SM5220D	Prep Method:	SM 5220D

QC1341164 Analyte	Result	Qual	Units	RL	MDL	Prepared	Analyzed
Chemical Oxygen Demand	ND		mg/L	4.0	2.0	02/17/26	02/17/26

Type:	Lab Control Sample	Lab ID:	QC1341165	Batch:	395517
Matrix:	Water	Method:	SM5220D	Prep Method:	SM 5220D

QC1341165 Analyte	Result	Spiked	Units	Recovery	Qual	Limits
Chemical Oxygen Demand	90.00	100.0	mg/L	90%		90-110

Batch QC

Type:	**Matrix Spike**	**Lab ID:**	**QC1341172**	**Batch:**	**395517**
Matrix (Source ID):	**Water (552473-001)**	**Method:**	**SM5220D**	**Prep Method:**	**SM 5220D**

QC1341172 Analyte	Result	Source Sample Result	Spiked	Units	Recovery	Qual	Limits	DF
Chemical Oxygen Demand	92.00	9.000	100.0	mg/L	83%		75-125	2

Type:	**Matrix Spike Duplicate**	**Lab ID:**	**QC1341173**	**Batch:**	**395517**
Matrix (Source ID):	**Water (552473-001)**	**Method:**	**SM5220D**	**Prep Method:**	**SM 5220D**

QC1341173 Analyte	Result	Source Sample Result	Spiked	Units	Recovery	Qual	Limits	RPD	RPD Lim	DF
Chemical Oxygen Demand	94.00	9.000	100.0	mg/L	85%		75-125	2	20	2

#	CCV drift outside limits; average CCV drift within limits per method requirements
*	Value is outside QC limits
BOD5	Estimated result, under-depleted, highest volume replicate reported
E	Response exceeds instrument's linear range
J	Estimated value
ND	Not Detected
NM	Not Meaningful
b	See narrative

Laboratory Job Number 553209

Subcontracted Products

Pace Laboratories

Date of Report: 02/24/2026

David Tripp

Enthalpy Analytical - Orange
931 West Barkley Avenue
Orange, CA 92868

Client Project:	EO-553209
Pace Project:	Chiquita Canyon Landfill Stormwater
Pace Work Order:	2602488
Invoice ID:	B531847

Enclosed are the results of analyses for samples received by the laboratory on 2/18/2026. If you have any questions concerning this report, please feel free to contact me.

Sincerely,

Contact Person: Ragen Williams
Client Service Rep

Steven Bennett
Operations Manager

Certifications: CA ELAP #1186; NV #CA00014; OR ELAP #4032-001; AK UST101

The results in this report apply to the samples analyzed in accordance with the chain of custody document. This analytical report must be reproduced in its entirety.
All results listed in this report are for the exclusive use of the submitting party. Pace Analytical assumes no responsibility for report alteration, separation, detachment or third party interpretation.

Table of Contents

Sample Information

Chain of Custody and Cooler Receipt form 3
Laboratory / Client Sample Cross Reference 5

Sample Results

2602488-01 - EAST BASIN - INLET

Organo-Phosphorus Pesticide Analysis (EPA Method 8141A) 6

Quality Control Reports

Organo-Phosphorus Pesticide Analysis (EPA Method 8141A)

Method Blank Analysis 7
Laboratory Control Sample 8

Notes

Notes and Definitions 9

The results in this report apply to the samples analyzed in accordance with the chain of custody document. This analytical report must be reproduced in its entirety.
All results listed in this report are for the exclusive use of the submitting party. Pace Analytical assumes no responsibility for report alteration, separation, detachment or third party interpretation.

Chain of Custody and Cooler Receipt Form for 2602488 Page 1 of 2

ENTHALPY ANALYTICAL

931 West Barkley Ave
Orange, CA 92868
(714) 771-6900

2602488

Subcontract Laboratory:
Pace Laboratories
4100 Atlas Court
Bakersfield, CA 93308
ATTN: Ragen Schallock
PO #: Required, to be sent via email

RUSH!

Enthalpy Order: EO-553209
PM: David Tripp
Email: david.tripp@enthalpy.com
CC: incomingreports@enthalpy.com
Phone: 657-581-4710

Results Due: RUSH TAT 2602488
Report Level: II
Report To: MDL
EDDs: ELM_TransferOut (Standard Excel Transfer EDD, 3 tabs)

Notes:
CHIQUITA Stormwater; Pace please advise regarding RUSH TAT

Sample ID	Collected	Lab ID	# Cont.	Matrix	Analysis Requested	Comment
EAST BASIN - INLET	16-FEB-2026 11:36	553209-001	1	Water	Organophosphorus Pesticides	

Notes:	Relinquished By:	Received By:
	[signature]	FSpet Olivieros
	Date: 2-17-26 16:56	Date: 2/18/26 1004
	Date:	Date:
	Date:	Date:

Chain of Custody and Cooler Receipt Form for 2602488 Page 2 of 2

PACE ANALYTICAL — COOLER RECEIPT FORM — Page 1 Of 1

Submission #: 2602488

SHIPPING INFORMATION
Fed Ex ☐ UPS ☐ GSO / GLS ☑ Hand Delivery ☐
Pace Lab Field Service ☐ Other ☐ (Specify)_____

SHIPPING CONTAINER
Ice Chest ☑ None ☐ Box ☐
Other ☐ (Specify)_____

FREE LIQUID
YES ☐ NO ☐
W / S

Refrigerant: Ice ☑ Blue Ice ☐ None ☐ Other ☐ Comments:

Custody Seals: Ice Chest ☐ Intact? Yes ☐ No ☐ | Containers ☐ Intact? Yes ☐ No ☐ | None ☑ Comments:

All samples received? Yes ☒ No ☐ All samples containers intact? Yes ☒ No ☐ Description(s) match COC? Yes ☒ No ☐

COC Received ☑ YES ☐ NO

Emissivity: 0.97 Container: NA Thermometer ID: 366

Temperature: (A) 3.5 °C / (C) 3.6 °C

Date/Time 2/18/26

Analyst Init TOZ 1004

SAMPLE CONTAINERS	SAMPLE NUMBERS 1	2	3	4	5	6	7	8	9	10
QT PE UNPRES										
4oz / 8oz / 16oz PE UNPRES										
2oz Cr^{+6}										
QT INORGANIC CHEMICAL METALS										
INORGANIC CHEMICAL METALS 4oz / 8oz / 16oz										
PT CYANIDE										
PT NITROGEN FORMS										
PT TOTAL SULFIDE										
2oz. NITRATE / NITRITE										
PT TOTAL ORGANIC CARBON										
PT CHEMICAL OXYGEN DEMAND										
PtA PHENOLICS										
40ml VOA VIAL TRAVEL BLANK										
40ml VOA VIAL										
QT EPA 1664B										
PT ODOR										
RADIOLOGICAL										
BACTERIOLOGICAL										
40 ml VOA VIAL- 504										
QT EPA 508/608.3/8081A										
QT EPA 515.1/8151A										
QT EPA 525.2										
QT EPA 525.2 TRAVEL BLANK										
40ml EPA 547										
40ml EPA 531.1										
8oz EPA 548.1										
QT EPA 549.2										
QT EPA 8015M										
QT EPA 8270C										
8oz / 16oz / 32oz AMBER	A									
8oz / 16oz / 32oz JAR										
SOIL SLEEVE										
PCB VIAL										
PLASTIC BAG										
TEDLAR BAG										
FERROUS IRON										
ENCORE										
SMART KIT										
SUMMA CANISTER										

CHK BY JM DISTRIBUTION SUB OUT ☐

Comments:
Sample Numbering Completed By: TOZ Date/Time: 1008 2/18/26
A = Actual / C = Corrected

Rev 23 05/20/22
[S:\WPDocsWordPerfect\LAB_DOCS\FORMS\SAMREC rev 20]

The results in this report apply to the samples analyzed in accordance with the chain of custody document. This analytical report must be reproduced in its entirety.
All results listed in this report are for the exclusive use of the submitting party. Pace Analytical assumes no responsibility for report alteration, separation, detachment or third party interpretation.

Pace Analytical®
ENVIRONMENTAL SCIENCES

Enthalpy Analytical - Orange
931 West Barkley Avenue
Orange, CA 92868

Reported: 02/24/2026 17:01
Project: Chiquita Canyon Landfill Stormwater
Project Number: EO-553209
Project Manager: David Tripp

Laboratory / Client Sample Cross Reference

Laboratory	Client Sample Information			
2602488-01	**COC Number:**	---	**Receive Date:**	02/18/2026 10:04
	Project Number:	---	**Sampling Date:**	02/16/2026 11:36
	Sampling Location:	---	**Sample Depth:**	---
	Sampling Point:	EAST BASIN - INLET	**Lab Matrix:**	Water
	Sampled By:	client	**Sample Type:**	Water

The results in this report apply to the samples analyzed in accordance with the chain of custody document. This analytical report must be reproduced in its entirety.
All results listed in this report are for the exclusive use of the submitting party. Pace Analytical assumes no responsibility for report alteration, separation, detachment or third party interpretation.

Pace Analytical®
ENVIRONMENTAL SCIENCES

Enthalpy Analytical - Orange
931 West Barkley Avenue
Orange, CA 92868

Reported: 02/24/2026 17:01
Project: Chiquita Canyon Landfill Stormwater
Project Number: EO-553209
Project Manager: David Tripp

Organo-Phosphorus Pesticide Analysis (EPA Method 8141A)

Pace Sample ID: 2602488-01 | **Client Sample Name:** EAST BASIN - INLET, 2/16/2026 11:36:00AM, client

Constituent	Result	Units	PQL	MDL	Method	MB Bias	Lab Quals	DCN
Azinphos methyl	ND	ug/L	0.50	0.12	EPA-8141A	ND		1
Bolstar	ND	ug/L	0.20	0.050	EPA-8141A	ND		1
Chlorpyrifos	ND	ug/L	0.20	0.050	EPA-8141A	ND		1
Coumaphos	ND	ug/L	0.50	0.11	EPA-8141A	ND		1
Demeton O/S	ND	ug/L	0.20	0.056	EPA-8141A	ND		1
Diazinon	ND	ug/L	0.20	0.050	EPA-8141A	ND		1
Dichlorvos	ND	ug/L	0.20	0.050	EPA-8141A	ND		1
Disulfoton	ND	ug/L	0.20	0.050	EPA-8141A	ND		1
Ethoprop	ND	ug/L	0.20	0.052	EPA-8141A	ND		1
Fensulfothion	ND	ug/L	0.20	0.051	EPA-8141A	ND		1
Fenthion	ND	ug/L	0.20	0.050	EPA-8141A	ND		1
Merphos	ND	ug/L	0.20	0.050	EPA-8141A	ND		1
Methyl parathion	ND	ug/L	0.20	0.050	EPA-8141A	ND		1
Mevinphos	ND	ug/L	0.20	0.050	EPA-8141A	ND		1
Naled	ND	ug/L	0.50	0.17	EPA-8141A	ND		1
Phorate	ND	ug/L	0.20	0.066	EPA-8141A	ND		1
Ronnel (Fenchlorphos)	ND	ug/L	0.20	0.050	EPA-8141A	ND		1
Stirophos (Tetrachlorvinphos)	ND	ug/L	0.20	0.082	EPA-8141A	ND		1
Tokuthion (Prothiofos)	ND	ug/L	0.20	0.050	EPA-8141A	ND		1
Trichloronate	ND	ug/L	0.20	0.050	EPA-8141A	ND		1
Triphenylphosphate (Surrogate)	44.2	%	50 - 130 (LCL - UCL)		EPA-8141A		S09	1

DCN	Method	Prep Date	Run Date/Time	Analyst	Instrument	Dilution	QC Batch ID	Prep Method
1	EPA-8141A	02/23/26 10:15	02/24/26 03:28	IJC	GC-18	1.010	B227696	EPA 3510C

DCN = Data Continuation Number

The results in this report apply to the samples analyzed in accordance with the chain of custody document. This analytical report must be reproduced in its entirety.
All results listed in this report are for the exclusive use of the submitting party. Pace Analytical assumes no responsibility for report alteration, separation, detachment or third party interpretation.

Pace Analytical
ENVIRONMENTAL SCIENCES

Enthalpy Analytical - Orange
931 West Barkley Avenue
Orange, CA 92868

Reported: 02/24/2026 17:01
Project: Chiquita Canyon Landfill Stormwater
Project Number: EO-553209
Project Manager: David Tripp

Organo-Phosphorus Pesticide Analysis (EPA Method 8141A)

Quality Control Report - Method Blank Analysis

Constituent	QC Sample ID	MB Result	Units	PQL	MDL	Lab Quals	Run #
QC Batch ID: B227696							
Azinphos methyl	B227696-BLK1	ND	ug/L	0.50	0.12		1
Bolstar	B227696-BLK1	ND	ug/L	0.20	0.050		1
Chlorpyrifos	B227696-BLK1	ND	ug/L	0.20	0.050		1
Coumaphos	B227696-BLK1	ND	ug/L	0.50	0.11		1
Demeton O/S	B227696-BLK1	ND	ug/L	0.20	0.056		1
Diazinon	B227696-BLK1	ND	ug/L	0.20	0.050		1
Dichlorvos	B227696-BLK1	ND	ug/L	0.20	0.050		1
Disulfoton	B227696-BLK1	ND	ug/L	0.20	0.050		1
Ethoprop	B227696-BLK1	ND	ug/L	0.20	0.052		1
Fensulfothion	B227696-BLK1	ND	ug/L	0.20	0.051		1
Fenthion	B227696-BLK1	ND	ug/L	0.20	0.050		1
Merphos	B227696-BLK1	ND	ug/L	0.20	0.050		1
Methyl parathion	B227696-BLK1	ND	ug/L	0.20	0.050		1
Mevinphos	B227696-BLK1	ND	ug/L	0.20	0.050		1
Naled	B227696-BLK1	ND	ug/L	0.50	0.17		1
Phorate	B227696-BLK1	ND	ug/L	0.20	0.066		1
Ronnel (Fenchlorphos)	B227696-BLK1	ND	ug/L	0.20	0.050		1
Stirophos (Tetrachlorvinphos)	B227696-BLK1	ND	ug/L	0.20	0.082		1
Tokuthion (Prothiofos)	B227696-BLK1	ND	ug/L	0.20	0.050		1
Trichloronate	B227696-BLK1	ND	ug/L	0.20	0.050		1
Triphenylphosphate (Surrogate)	**B227696-BLK1**	**80.4**	%	**50 - 130 (LCL - UCL)**			1

Run #	QC Sample ID	QC Type	Method	Prep Date	Run Date Time	Analyst	Instrument	Dilution
1	B227696-BLK1	PB	EPA-8141A	02/23/26	02/24/26 00:30	IJC	GC-18	1

The results in this report apply to the samples analyzed in accordance with the chain of custody document. This analytical report must be reproduced in its entirety.
All results listed in this report are for the exclusive use of the submitting party. Pace Analytical assumes no responsibility for report alteration, separation, detachment or third party interpretation.

Pace Analytical
ENVIRONMENTAL SCIENCES

Enthalpy Analytical - Orange
931 West Barkley Avenue
Orange, CA 92868

Reported: 02/24/2026 17:01
Project: Chiquita Canyon Landfill Stormwater
Project Number: EO-553209
Project Manager: David Tripp

Organo-Phosphorus Pesticide Analysis (EPA Method 8141A)

Quality Control Report - Laboratory Control Sample

Constituent	QC Sample ID	Type	Result	Spike Level	Units	Percent Recovery	RPD	Control Limits Percent Recovery	Control Limits RPD	Lab Quals	Run #
QC Batch ID: B227696											
Bolstar	B227696-BS1	LCS	1.6950	2.0000	ug/L	84.8		50 - 130			1
	B227696-BSD1	LCSD	1.8400	2.0000	ug/L	92.0	8.2	50 - 130	30		2
Chlorpyrifos	B227696-BS1	LCS	1.6650	2.0000	ug/L	83.2		60 - 120			1
	B227696-BSD1	LCSD	1.7150	2.0000	ug/L	85.8	3.0	60 - 120	30		2
Diazinon	B227696-BS1	LCS	1.6300	2.0000	ug/L	81.5		60 - 130			1
	B227696-BSD1	LCSD	1.7300	2.0000	ug/L	86.5	6.0	60 - 130	30		2
Methyl parathion	B227696-BS1	LCS	1.7000	2.0000	ug/L	85.0		60 - 120			1
	B227696-BSD1	LCSD	1.8450	2.0000	ug/L	92.2	8.2	60 - 120	30		2
Mevinphos	B227696-BS1	LCS	1.4050	2.0000	ug/L	70.2		50 - 120			1
	B227696-BSD1	LCSD	1.5250	2.0000	ug/L	76.2	8.2	50 - 120	30		2
Ronnel (Fenchlorphos)	B227696-BS1	LCS	1.6950	2.0000	ug/L	84.8		50 - 120			1
	B227696-BSD1	LCSD	1.8350	2.0000	ug/L	91.8	7.9	50 - 120	30		2
Stirophos (Tetrachlorvinphos)	B227696-BS1	LCS	1.7650	2.0000	ug/L	88.2		50 - 120			1
	B227696-BSD1	LCSD	1.9100	2.0000	ug/L	95.5	7.9	50 - 120	30		2
Triphenylphosphate (Surrogate)	B227696-BS1	LCS	1.7600	2.5000	ug/L	70.4		50 - 130			1
	B227696-BSD1	LCSD	2.1250	2.5000	ug/L	85.0	18.8	50 - 130			2

Run #	QC Sample ID	QC Type	Method	Prep Date	Run Date Time	Analyst	Instrument	Dilution
1	B227696-BS1	LCS	EPA-8141A	02/23/26	02/24/26 00:59	IJC	GC-18	1
2	B227696-BSD1	LCSD	EPA-8141A	02/23/26	02/24/26 01:29	IJC	GC-18	1

The results in this report apply to the samples analyzed in accordance with the chain of custody document. This analytical report must be reproduced in its entirety.
All results listed in this report are for the exclusive use of the submitting party. Pace Analytical assumes no responsibility for report alteration, separation, detachment or third party interpretation.

Pace Analytical®
ENVIRONMENTAL SCIENCES

Enthalpy Analytical - Orange 931 West Barkley Avenue Orange, CA 92868	**Reported:** 02/24/2026 17:01 Project: Chiquita Canyon Landfill Stormwater Project Number: EO-553209 Project Manager: David Tripp

Notes And Definitions

MDL	Method Detection Limit
ND	Analyte Not Detected
PQL	Practical Quantitation Limit
S09	The surrogate recovery for this compound was not within the control limits.

The results in this report apply to the samples analyzed in accordance with the chain of custody document. This analytical report must be reproduced in its entirety.
All results listed in this report are for the exclusive use of the submitting party. Pace Analytical assumes no responsibility for report alteration, separation, detachment or third party interpretation.

Laboratory Job Number 553209

Subcontracted Products

McCampbell Analytical, Inc.

McCampbell Analytical, Inc.

"When Quality Counts"

Analytical Report

WorkOrder:	2602B24	**Amended:**	03/13/2026
		Revision:	1

Report Created for: Enthalpy Analytical

931 West Barkley Avenue
Orange, CA 92868

Project Contact: David Tripp
Project P.O.: 079649
Project: EO-553209

Project Location:
Project Received: 02/18/2026

Analytical Report reviewed & approved for release on 02/25/2026 by:

Tracy Babjar
Project Manager

The report shall not be reproduced except in full, without the written approval of the laboratory. The analytical results relate only to the items tested. Results reported conform to the most current regulatory standards, where applicable, unless otherwise stated.

1534 Willow Pass Rd. Pittsburg, CA 94565 ♦ TEL: (877) 252-9262 ♦ FAX: (925) 252-9269 ♦ www.mccampbell.com
CA ELAP 1644 ♦ ORELAP (NELAP) 4033 ♦ AIHA-LAP ID#232255 ♦ DoD-ELAP Cert # L22-757

McCampbell Analytical, Inc.
"When Quality Counts"

1534 Willow Pass Road, Pittsburg, CA 94565-1701
Toll Free Telephone: (877) 252-9262 / Fax: (925) 252-9269
http://www.mccampbell.com / E-mail: main@mccampbell.com

Revision History

Client: Enthalpy Analytical **WorkOrder:** 2602B24
Project: EO-553209

Date	Revision	Reason
03/13/2026	1	Revised to report 8151 data less dilute.

McCampbell Analytical, Inc.
"When Quality Counts"

1534 Willow Pass Road, Pittsburg, CA 94565-1701
Toll Free Telephone: (877) 252-9262 / Fax: (925) 252-9269
http://www.mccampbell.com / E-mail: main@mccampbell.com

Glossary of Terms & Qualifier Definitions

Client: Enthalpy Analytical **WorkOrder:** 2602B24

Project: EO-553209

Glossary Abbreviation

%D	Serial Dilution Percent Difference
95% Interval	95% Confident Interval
CCV	Continuing Calibration Verification.
CCV REC (%)	The % recovery of Continuing Calibration Verification
DF	Dilution Factor
DI WET	(DISTLC) Waste Extraction Test using DI water
DISS	Dissolved (sample filtered using a 0.45 µm filter size)
DLT	Dilution Test (Serial Dilution)
DUP	Duplicate
EDL	Estimated Detection Limit
ITEF	International Toxicity Equivalence Factor
LCS	Laboratory Control Sample
LCS2	Second LCS for the batch. Spike level is lower than that for the first LCS; applicable to method 1633.
LQL	Lowest Quantitation Level
MB	Method Blank
MB IS/SS % Rec	% Recovery of Internal Standard or Surrogate in Method Blank, if applicable
MB SS % Rec	% Recovery of Surrogate in Method Blank, if applicable
MDL	Method Detection Limit [1]
ML	Minimum Level of Quantitation
MS	Matrix Spike
MSD	Matrix Spike Duplicate
NA	Not Applicable
ND	Not detected at or above the indicated MDL (if present) or RL.
NR	Data Not Reported due to matrix interference or insufficient sample amount.
PDS	Post Digestion Spike
PF	Prep Factor
RD	Relative Difference
RL	Reporting Limit [2]
RPD	Relative Percent Difference
RRT	Relative Retention Time
RSD	Relative Standard Deviation
SPK Val	Spike Value
SPKRef Val	Spike Reference Value
SPLP	Synthetic Precipitation Leachate Procedure

[1] MDL is the minimum measured concentration of a substance that can be reported with 99% confidence that the measured concentration is distinguishable from method blank results. Definition and Procedure for the Determination of the Method Detection Limit, Revision 2, 40CFR, Part 136, Appendix B, EPA 821-R-16-006, December 2016. Values are based upon our default extraction volume/amount and are subject to change.

[2] RL is the lowest level that can be reliably determined within specified limits of precision and accuracy during routine laboratory operating conditions. (The RL cannot be lower than the lowest calibration standard used in the initial calibration of the instrument and must be greater than the MDL.) Values are based upon our default extraction volume/amount and are subject to change.

McCampbell Analytical, Inc.
"When Quality Counts"

1534 Willow Pass Road, Pittsburg, CA 94565-1701
Toll Free Telephone: (877) 252-9262 / Fax: (925) 252-9269
http://www.mccampbell.com / E-mail: main@mccampbell.com

Glossary of Terms & Qualifier Definitions

Client: Enthalpy Analytical **WorkOrder:** 2602B24

Project: EO-553209

TCLP	Toxicity Characteristic Leachate Procedure
TEQ	Toxicity Equivalents
TNTC	"Too Numerous to Count;" greater than 250 colonies observed on the plate.
TPH-Diesel	Sample results for semi-volatile TPH (diesel, kerosene, oil, etc) were calculated using a background subtraction procedure to correct for instrument baseline rise (column bleed) as described in Sec 7.7.2.2 of EPA 8015 B, C.
TZA	TimeZone Net Adjustment for sample collected outside of MAI's Coordinated Universal Time (UTC). (Adjustment for Daylight Saving is not accounted.)
WET (STLC)	Waste Extraction Test (Soluble Threshold Limit Concentration)

Analytical Qualifiers

a3	Sample diluted due to high organic content interfering with quantitative/or qualitative analysis.
b1	Aqueous sample that contains greater than ~1 vol. % sediment

McCampbell Analytical, Inc.
"When Quality Counts"

1534 Willow Pass Road, Pittsburg, CA 94565-1701
Toll Free Telephone: (877) 252-9262 / Fax: (925) 252-9269
http://www.mccampbell.com / E-mail: main@mccampbell.com

Analytical Report

Client:	Enthalpy Analytical	**WorkOrder:**	2602B24
Date Received:	02/18/2026 9:54	**Extraction Method:**	E8151A
Date Prepared:	02/19/2026	**Analytical Method:**	E8151A
Project:	EO-553209	**Unit:**	µg/L

Chlorinated Herbicides by GC-ECD

Client ID	Lab ID	Matrix	Date Collected	Instrument FileID	Batch ID
EAST BASIN - INLET	2602B24-001A	Water	02/16/2026 11:36	GC15A 03112634.D	335931

Analytes	Result	MDL	RL	DF	Date Analyzed
Acifluorfen	ND	0.53	1.0	1	03/11/2026 21:44
Bentazon	ND	0.32	1.0	1	03/11/2026 21:44
Chloramben	ND	0.64	1.0	1	03/11/2026 21:44
2,4-D (Dichlorophenoxyacetic acid)	ND	0.079	0.20	1	03/11/2026 21:44
2,4-DB	ND	0.42	1.0	1	03/11/2026 21:44
Dalapon	ND	0.77	1.0	1	03/11/2026 21:44
DCPA (mono & diacid)	ND	0.50	1.0	1	03/11/2026 21:44
Dicamba	ND	0.074	0.20	1	03/11/2026 21:44
3,5-Dichlorobenzoic Acid	ND	0.24	1.0	1	03/11/2026 21:44
Dichloroprop	ND	0.35	1.0	1	03/11/2026 21:44
Dinoseb (DNBP)	ND	0.30	1.0	1	03/11/2026 21:44
MCPA	ND	1.3	2.0	1	03/11/2026 21:44
MCPP	ND	1.2	2.0	1	03/11/2026 21:44
4-Nitrophenol	ND	0.77	1.0	1	03/11/2026 21:44
Pentachlorophenol (PCP)	ND	0.055	0.20	1	03/11/2026 21:44
Picloram	ND	0.38	1.0	1	03/11/2026 21:44
2,4,5-T (Trichlorophenoxy acetic acid)	ND	0.10	0.20	1	03/11/2026 21:44
2,4,5-TP (Silvex)	ND	0.16	0.50	1	03/11/2026 21:44

Surrogates	REC (%)	Limits	DF	
DCAA	94	60-140	1	03/11/2026 21:44

Analyst(s): DP

Analytical Comments: b1

McCampbell Analytical, Inc.
"When Quality Counts"

1534 Willow Pass Road, Pittsburg, CA 94565-1701
Toll Free Telephone: (877) 252-9262 / Fax: (925) 252-9269
http://www.mccampbell.com / E-mail: main@mccampbell.com

Analytical Report

Client:	Enthalpy Analytical	**WorkOrder:**	2602B24
Date Received:	02/18/2026 9:54	**Extraction Method:**	RSK175
Date Prepared:	02/20/2026	**Analytical Method:**	RSK175
Project:	EO-553209	**Unit:**	µg/L

Dissolved Carbon Dioxide by RSK 175

Client ID	Lab ID	Matrix	Date Collected	Instrument FileID	Batch ID
EAST BASIN - INLET	2602B24-001B	Water	02/16/2026 11:36	GC26 0220260906.D	336209

Analytes	Result	MDL	RL	DF	Date Analyzed
Carbon Dioxide	**270**	50	50	1	02/20/2026 11:52

Analyst(s): CLO

Analytical Comments: b1

McCampbell Analytical, Inc.
"When Quality Counts"

1534 Willow Pass Road, Pittsburg, CA 94565-1701
Toll Free Telephone: (877) 252-9262 / Fax: (925) 252-9269
http://www.mccampbell.com / E-mail: main@mccampbell.com

Quality Control Report

Client:	Enthalpy Analytical	**WorkOrder:**	2602B24
Date Prepared:	02/19/2026	**BatchID:**	335931
Date Analyzed:	02/24/2026	**Extraction Method:**	E8151A
Instrument:	GC15A	**Analytical Method:**	E8151A
Matrix:	Water	**Unit:**	µg/L
Project:	EO-553209	**Sample ID:**	MB/LCS/LCSD-335931

QC Summary Report for E8151A

Analyte	MB Result	MDL	RL	SPK Val	MB IS/SS %REC	MB IS/SS Limits
Acifluorfen	ND	0.53	1.0	-	-	-
Bentazon	ND	0.32	1.0	-	-	-
Chloramben	ND	0.64	1.0	-	-	-
2,4-D (Dichlorophenoxyacetic acid)	ND	0.079	0.20	-	-	-
2,4-DB	ND	0.42	1.0	-	-	-
Dalapon	ND	0.77	1.0	-	-	-
DCPA (mono & diacid)	ND	0.50	1.0	-	-	-
Dicamba	ND	0.074	0.20	-	-	-
3,5-Dichlorobenzoic Acid	ND	0.24	1.0	-	-	-
Dichloroprop	ND	0.35	1.0	-	-	-
Dinoseb (DNBP)	ND	0.30	1.0	-	-	-
MCPA	ND	1.3	2.0	-	-	-
MCPP	ND	1.2	2.0	-	-	-
4-Nitrophenol	ND	0.77	1.0	-	-	-
Pentachlorophenol (PCP)	ND	0.055	0.20	-	-	-
Picloram	ND	0.38	1.0	-	-	-
2,4,5-T (Trichlorophenoxy acetic acid)	ND	0.10	0.20	-	-	-
2,4,5-TP (Silvex)	ND	0.16	0.50	-	-	-
Surrogate Recovery						
DCAA	8.7			10	87	70-130

(Cont.)

McCampbell Analytical, Inc.
"When Quality Counts"

1534 Willow Pass Road, Pittsburg, CA 94565-1701
Toll Free Telephone: (877) 252-9262 / Fax: (925) 252-9269
http://www.mccampbell.com / E-mail: main@mccampbell.com

Quality Control Report

Client:	Enthalpy Analytical	**WorkOrder:**	2602B24
Date Prepared:	02/19/2026	**BatchID:**	335931
Date Analyzed:	02/24/2026	**Extraction Method:**	E8151A
Instrument:	GC15A	**Analytical Method:**	E8151A
Matrix:	Water	**Unit:**	µg/L
Project:	EO-553209	**Sample ID:**	MB/LCS/LCSD-335931

QC Summary Report for E8151A

Analyte	LCS Result	LCSD Result	SPK Val	LCS %REC	LCSD %REC	LCS/LCSD Limits	RPD	RPD Limit
Acifluorfen	10	10	10	102	102	70-130	0.562	30
Bentazon	11	11	10	112	112	70-130	0.0788	30
Chloramben	12	11	10	116	114	70-130	2.13	30
2,4-D (Dichlorophenoxyacetic acid)	11	11	10	108	106	70-130	2.32	30
2,4-DB	11	11	10	107	107	70-130	0.228	30
Dalapon	10	10	10	103	100	70-130	3.23	30
DCPA (mono & diacid)	9.6	9.3	10	96	93	70-130	3.06	30
Dicamba	10	10	10	103	102	70-130	1.22	30
3,5-Dichlorobenzoic Acid	10	10	10	100	100	70-130	0.560	30
Dichloroprop	10	9.9	10	103	99	70-130	3.50	30
Dinoseb (DNBP)	10	10	10	102	100	70-130	1.21	30
MCPA	110	100	100	110	102	70-130	6.90	30
MCPP	120	110	100	120	115	70-130	4.52	30
4-Nitrophenol	8.3	8.3	10	83	83	70-130	0.0857	30
Pentachlorophenol (PCP)	10	10	10	102	100	70-130	1.70	30
Picloram	9.9	9.8	10	99	98	70-130	0.520	30
2,4,5-T (Trichlorophenoxy acetic acid)	10	10	10	104	103	70-130	1.10	30
2,4,5-TP (Silvex)	10	10	10	104	102	70-130	1.69	30
Surrogate Recovery								
DCAA	9.9	9.8	10	99	98	70-130	1.11	30

McCampbell Analytical, Inc.
"When Quality Counts"

1534 Willow Pass Road, Pittsburg, CA 94565-1701
Toll Free Telephone: (877) 252-9262 / Fax: (925) 252-9269
http://www.mccampbell.com / E-mail: main@mccampbell.com

Quality Control Report

Client:	Enthalpy Analytical	**WorkOrder:**	2602B24
Date Prepared:	02/20/2026	**BatchID:**	336209
Date Analyzed:	02/20/2026	**Extraction Method:**	RSK175
Instrument:	GC26	**Analytical Method:**	RSK175
Matrix:	Water	**Unit:**	µg/L
Project:	EO-553209	**Sample ID:**	MB/LCS/LCSD-336209

QC Summary Report for RSK175

Analyte	MB Result	MDL	RL			
Carbon Dioxide	ND	50	50	-	-	-

Analyte	LCS Result	LCSD Result	SPK Val	LCS %REC	LCSD %REC	LCS/LCSD Limits	RPD	RPD Limit
Carbon Dioxide	160	140	187.2	85	77	70-130	9.93	30

McCampbell Analytical, Inc.
"When Quality Counts"

1534 Willow Pass Road, Pittsburg, CA 94565-1701
Toll Free Telephone: (877) 252-9262 / Fax: (925) 252-9269
http://www.mccampbell.com / E-mail: main@mccampbell.com

Certified Analyte List

Client: Enthalpy Analytical **WorkOrder:** 2602B24

Project: EO-553209

Analyte	Cert 1	Cert 2	Cert 3	Cert 4	Cert 5	Analytical Method	Matrix
2,4,5-T (Trichlorophenoxy acetic acid)	◉	◉	○	○	○	E8151A	Water
2,4,5-TP (Silvex)	◉	◉	○	○	○	E8151A	Water
2,4-D (Dichlorophenoxyacetic acid)	◉	◉	○	○	○	E8151A	Water
2,4-DB	◉	◉	○	○	○	E8151A	Water
3,5-Dichlorobenzoic Acid	○	◉	○	○	○	E8151A	Water
4-Nitrophenol	◉	◉	○	○	○	E8151A	Water
Acifluorfen	○	◉	○	○	○	E8151A	Water
Bentazon	○	◉	○	○	○	E8151A	Water
Chloramben	○	◉	○	○	○	E8151A	Water
Dalapon	◉	◉	○	○	○	E8151A	Water
DCPA (mono & diacid)	○	◉	○	○	○	E8151A	Water
Dicamba	◉	◉	○	○	○	E8151A	Water
Dichloroprop	◉	◉	○	○	○	E8151A	Water
Dinoseb (DNBP)	◉	◉	○	○	○	E8151A	Water
MCPA	◉	◉	○	○	○	E8151A	Water
MCPP	◉	◉	○	○	○	E8151A	Water
Pentachlorophenol (PCP)	◉	◉	○	○	○	E8151A	Water
Picloram	○	◉	○	○	○	E8151A	Water

Certifications

Cert 1	CA ELAP 1644
Cert 2	ORELAP (NELAP) 4033

The Certified Analyte Report lists the compounds for which MAI is accredited at the time of issuance. Although MAI holds multiple accreditations, methods with extensive compound lists may not be fully accredited due to state agency availability.

McCampbell Analytical, Inc.
1534 Willow Pass Rd
Pittsburg, CA 94565-1701
(925) 252-9262

CHAIN-OF-CUSTODY RECORD

WorkOrder: 2602B24 **ClientCode: ENO** **QuoteID: 262776**

☐ WaterTrax ☐ CLIP ☐ EDF ☐ EQuIS ☐ Dry-Weight ☑ Email ☐ HardCopy ☐ ThirdParty ☑ J-flag
☐ Detection Summary ☑ **Excel** [A1_Standard _QC]

Report to:
David Tripp
Enthalpy Analytical
931 West Barkley Avenue
Orange, CA 92868
657-581-4710 FAX:

Email: david.tripp@enthalpy.com
cc/3rd Party: incomingreports@enthalpy.com;
PO: 079649
Project: EO-553209

Bill to:
Accounts Payable/Enthalpy SoCal
Montrose Environmental Group
PO Box 842165
Boston, MA 02284-2165
003EL_ap@montrose-env.com

Requested TAT: **5 days;**

Date Received: **02/18/2026**
Date Logged: **02/18/2026**

Lab ID	ClientSampID	Matrix	Collection Date	Hold	Requested Tests (See legend below)											
					1	2	3	4	5	6	7	8	9	10	11	12
2602B24-001	EAST BASIN - INLET	Water	2/16/2026 11:36	☐	A	A	B									

Test Legend:

1	8151_W	2	PRDisposal Fee	3	RSK175_CO2_W	4	
5		6		7		8	
9		10		11		12	

Project Manager: Jena Alfaro

Prepared by: Emily Perez

Comments:

NOTE: Soil samples are discarded 60 days after receipt unless other arrangements are made (Water samples are 30 days).
Hazardous samples will be returned to client or disposed of at client expense.

McCampbell Analytical, Inc.
"When Quality Counts"

1534 Willow Pass Road, Pittsburg, CA 94565-1701
Toll Free Telephone: (877) 252-9262 / Fax: (925) 252-9269
http://www.mccampbell.com / E-mail: main@mccampbell.com

WORK ORDER SUMMARY

Client Name: ENTHALPY ANALYTICAL
Client Contact: David Tripp
Contact's Email: david.tripp@enthalpy.com

Project: EO-553209
Comments

Work Order: 2602B24
QC Level: LEVEL 2
Date Logged: 2/18/2026

☐ WaterTrax ☐ CLIP ☐ EDF ☑ Excel ☐ EQuIS ☑ Email ☐ HardCopy ☐ ThirdParty ☑ J-flag

LabID	ClientSampID	Matrix	Test Name	Cont./ Comp.	Bottle & Preservative	U**	Head Space	Dry-Weight	Collection Date & Time	TAT	Test Due Date	Sediment Content	Hold	Sub Out
001A	EAST BASIN - INLET	Water	E8151A (Chlorinated Herbicides)	1	1LA Narrow Mouth, Unpres	☐	☐	☐	2/16/2026 11:36	5 days	2/25/2026	1%+	☐	☐
001B	EAST BASIN - INLET	Water	RSK175 (CO2)	2	VOA, Unpres	☐	☐	☐	2/16/2026 11:36	5 days	2/25/2026	1%+	☐	☐

NOTES: * STLC and TCLP extractions require 2 days to complete; therefore, all TATs begin after the extraction is completed (i.e., One-day TAT yields results in 3 days from sample submission).

- ISM prep requires 5 to 10 days to complete; therefore, all TATs begin after the extraction is completed (i.e., One-day TAT yields results in 6 to 11 days from sample submission). Due date listed on WO summary will not accurately reflect the time needed for sample preparation.

- Organic extracts are held for 40 days before disposal; Inorganic extract are held for 30 days.

- MAI assumes that all material present in the provided sampling container is considered part of the sample - MAI does not exclude any material from the sample prior to sample preparation unless requested in writing by the client.

U = An unpreserved container was received for a method that suggests a preservation in order to extend hold time for analysis.**

Cont./Comp. = Containers /Composites

2602B24

ENTHALPY ANALYTICAL
931 West Barkley Ave
Orange, CA 92868
(714) 771-6900

Subcontract Laboratory:
McCampbell Analytical, Inc.
1534 Willow Pass Rd.
Pittsburg, CA 94565
ATTN:
PO #: Quote ID: 262776

Enthalpy Order: EO-553209
PM: David Tripp
Email: david.tripp@enthalpy.com
CC: incomingreports@enthalpy.com
Phone: 657-581-4710

Results Due: Hold time RUSH
Report Level: II
Report To: MDL
EDDs: Standard Excel EDD

Notes:
CHIQUITA Stormwater - Hold time rush please, if necessary

Sample ID	Collected	Lab ID	# Cont.	Matrix	Analysis Requested	Comment
EAST BASIN - INLET	16-FEB-2026 11:36	553209-001	1	Water	EPA 8151A Chlorinated Herbicides	
				Water	RSK-175 CO2	

Notes:	Relinquished By:	Received By:
	Date: 2-17-26 17:45	Date:
		Emily Pe
	Date:	Date: 2/18/26 0954
	Date:	Date:

GIS: 5640916452

2.0 wt
IR48

McCampbell Analytical, Inc.
"When Quality Counts"

1534 Willow Pass Road, Pittsburg, CA 94565-1701
Toll Free Telephone: (877) 252-9262 / Fax: (925) 252-9269
http://www.mccampbell.com / E-mail: main@mccampbell.com

Sample Receipt Checklist

Client Name:	Enthalpy Analytical	Date and Time Received:	2/18/2026 09:54
Project:	EO-553209	Date Logged:	2/18/2026
		Received by:	Emily Perez
WorkOrder №:	2602B24 Matrix: Water	Logged by:	Emily Perez
Carrier:	Golden State Overnight		

Chain of Custody (COC) Information

Chain of custody present?	Yes	☑	No	☐		
Chain of custody signed when relinquished and received?	Yes	☑	No	☐		
Chain of custody agrees with sample labels?	Yes	☑	No	☐		
Sample IDs noted by Client on COC?	Yes	☑	No	☐		
Date and Time of collection noted by Client on COC?	Yes	☑	No	☐		
Sampler's name noted on COC?	Yes	☑	No	☐		
COC agrees with Quote?	Yes	☐	No	☐	NA	☑
COC quote is active?	Yes	☐	No	☐	NA	☑

Sample Receipt Information

Custody seals intact on shipping container/cooler?	Yes	☐	No	☐	NA	☑
Custody seals intact on sample bottles?	Yes	☐	No	☐	NA	☑
Shipping container/cooler in good condition?	Yes	☑	No	☐		
Samples in proper containers/bottles?	Yes	☑	No	☐		
Sample containers intact?	Yes	☑	No	☐		
Sufficient sample volume for indicated test?	Yes	☑	No	☐		

Sample Preservation and Hold Time (HT) Information

All samples received within holding time?	Yes	☑	No	☐	NA	☐
Samples Received on Ice?	Yes	☑	No	☐		
(Ice Type: WET ICE)						
Sample/Temp Blank temperature	Temp: 2°C				NA	☐
ZHS conditional analyses: VOA meets zero headspace requirement (VOCs, TPHg/BTEX, RSK)?	Yes	☐	No	☐	NA	☑
Sample labels checked for correct preservation?	Yes	☑	No	☐		
pH acceptable upon receipt (Metal: <2)?	Yes	☐	No	☐	NA	☑

UCMR Samples:

pH tested and acceptable upon receipt (200.7: ≤2; 533: 6 - 8; 537.1: 6 - 8)?	Yes	☐	No	☐	NA	☑
Free Chlorine tested and acceptable upon receipt (<0.1mg/L) [not applicable to 200.7]?	Yes	☐	No	☐	NA	☑

Comments:

Laboratory Job Number 553209

Subcontracted Products

Enthalpy - El Dorado Hills

March 05, 2026

Enthalpy Analytical - El Dorado Hills
Work Order No. 2602174

Mr. David Tripp
Enthalpy Analytical
931 W. Barkley Avenue
Orange, CA 92868

Dear Mr. Tripp,

Enclosed are the results for the sample set received at Enthalpy Analytical - EDH on February 18, 2026 under your Project Name 'EO-553209'.

Enthalpy Analytical - EDH is committed to serving you effectively. If you require additional information, please contact me at 916-673-1520 or by email at mark.rein@enthalpy.com.

Thank you for choosing Enthalpy Analytical - EDH as part of your analytical support team.

Sincerely,



Mark Rein
Project Manager

Enthalpy Analytical -EDH certifies that the report herein meets all the requirements set forth by NELAP for those applicable test methods. Results relate only to the samples as received by the laboratory. This report should not be reproduced except in full without the written approval of Enthalpy Analytical -EDH .

Enthalpy Analytical - EDH Work Order No. 2602174
Case Narrative

Sample Condition on Receipt:

One water sample was received and stored securely in accordance with Enthalpy Analytical - EDH standard operating procedures and EPA methodology. The sample was received in good condition and within the method temperature requirements.

Analytical Notes:

EPA Method 8290A

The sample was extracted and analyzed for 2,3,7,8-TCDD by EPA Method 8290A using a ZB-DIOXIN GC column.

Holding Times

The method holding time criteria was met for the sample.

Quality Control

The Initial Calibration and Continuing Calibration Verifications met the method acceptance criteria.

A Method Blank and Ongoing Precision and Recovery (OPR) sample were extracted and analyzed with the preparation batch. No analytes were detected above the sample quantitation limits in the Method Blank. The OPR recoveries were within the method acceptance criteria.

Labeled standard recoveries for all QC and field samples were within method acceptance criteria.

TABLE OF CONTENTS

Case Narrative..... 1

Table of Contents..... 3

Sample Inventory..... 4

Analytical Results..... 5

Qualifiers..... 9

Certifications..... 10

Sample Receipt..... 11

Sample Inventory Report

Sample ID	Client Sample ID	Sampled	Received	Components/Containers
2602174-01	EAST BASIN - INLET	16-Feb-26 11:36	18-Feb-26 10:45	Amber Glass NM Bottle, 1L

ANALYTICAL RESULTS

Sample ID: Method Blank

EPA Method 8290A

Client Data

Name: Enthalpy Analytical
Project: EO-553209
Matrix: Aqueous

Laboratory Data

Lab Sample: B26B311-BLK1
QC Batch: B26B311
Sample Size: 0.500 L
Date Extracted: 26-Feb-26
Column: ZB-DIOXIN

Analyte	Conc. (pg/L)	MDL	RL	Qualifiers	Analyzed	Dilution
2,3,7,8-TCDD	ND	3.56	10.0		03-Mar-26 00:00	1

Labeled Standards	Type	% Recovery	Limits	Qualifiers	Analyzed	Dilution
13C-2,3,7,8-TCDD	IS	85.0	40 - 135		03-Mar-26 00:00	1
37Cl-2,3,7,8-TCDD	CRS	90.1	40 - 135		03-Mar-26 00:00	1

MDL - Method Detection Limit
RL - Reporting limit

Results reported to MDL.

Sample ID: OPR **EPA Method 8290A**

Client Data

Name: Enthalpy Analytical
Project: EO-553209
Matrix: Aqueous

Laboratory Data

Lab Sample: B26B311-BS1
QC Batch: B26B311 Date Extracted: 26-Feb-26 04:13
Sample Size: 0.500 L Column: ZB-DIOXIN

Analyte	Amt Found (pg/L)	Spike Amt	% Recovery	Limits	Qualifiers	Analyzed	Dilution
2,3,7,8-TCDD	377	400	94.3	70-130		27-Feb-26 10:36	1
Labeled Standards	**Type**		**% Recovery**	**Limits**	**Qualifiers**	**Analyzed**	**Dilution**
13C-2,3,7,8-TCDD	IS		69.7	40-135		27-Feb-26 10:36	1
37Cl-2,3,7,8-TCDD	CRS		70.2	40-135		27-Feb-26 10:36	1

Sample ID: EAST BASIN - INLET

EPA Method 8290A

Client Data

Name:	Enthalpy Analytical
Project:	EO-553209
Matrix:	Water
Date Collected:	16-Feb-26 11:36

Laboratory Data

Lab Sample:	2602174-01	Date Received:	18-Feb-26 10:45
QC Batch:	B26B311	Date Extracted:	26-Feb-26
Sample Size:	0.500 L	Column:	ZB-DIOXIN

Analyte	Conc. (pg/L)	MDL	RL	Qualifiers	Analyzed	Dilution
2,3,7,8-TCDD	ND	3.56	9.99		04-Mar-26 06:40	1

Labeled Standards	Type	% Recovery	Limits	Qualifiers	Analyzed	Dilution
13C-2,3,7,8-TCDD	IS	50.3	40 - 135		04-Mar-26 06:40	1
37Cl-2,3,7,8-TCDD	CRS	74.2	40 - 135		04-Mar-26 06:40	1

MDL - Method Detection Limit
RL - Reporting limit

Results reported to MDL.

DATA QUALIFIERS & ABBREVIATIONS

B	Compound was also detected in the method blank
Conc.	Concentration
CRS	Cleanup Recovery Standard
D	Dilution
DL	Detection Limit
E	Concentration exceeded the calibration range
EDL	Estimated Detection Limit
EMPC	Estimated Maximum Possible Concentration
H	Recovery and/or RPD was outside laboratory acceptance limits
I	Chemical Interference
IS	Internal Standard
J	Estimated Concentration below the Reporting Limit/LOQ
LOD	Limit of Detection
LOQ	Limit of Quantitation
MDL	Method Detection Limit
NA	Not Applicable
ND	Not Detected
OPR	Ongoing Precision and Recovery sample
P	Concentration may include contribution from chlorinated diphenyl ether(s).
Q	Ion transition ratio is outside of the acceptance criteria.
RL	Reporting Limit (MRL)
TEQ	Toxic Equivalency, sum of the toxic equivalency factors (TEF) multiplied by the sample concentrations.
TEQMax	TEQ calculated using the detection limit as the concentration for non-detects
TEQMin	TEQ calculated using zero as the concentration for non-detects
TEQRisk	TEQ calculated using ½ the detection limit as the concentration for non-detects
U	Not Detected (specific projects only)
*	See Cover Letter

Unless otherwise noted, solid sample results are reported in dry weight. Tissue samples are reported in wet weight.

Enthalpy Analytical - EDH Certifications

Accrediting Authority	Certificate Number
Alaska Department of Environmental Conservation	17-013
California Department of Health – ELAP	2892
DoD ELAP - A2LA Accredited - ISO/IEC 17025	3091.01
Florida Department of Health	E87777
Louisiana Department of Environmental Quality	01977
Maine Department of Health	2020018
Michigan Department of Environmental Quality	9932
Minnesota Department of Health	2211390
Nevada Division of Environmental Protection	CA00413
New Hampshire Environmental Accreditation Program	207721
New Jersey Department of Environmental Protection	CA003
New York Department of Health	11411
Ohio Environmental Protection Agency	87778
Oregon Laboratory Accreditation Program	4042-021
Texas Commission on Environmental Quality	T104704189-22-13
Vermont Department of Health	VT-4042
Virginia Department of General Services	11276
Washington Department of Ecology	C584
Wisconsin Department of Natural Resources	998036160

Current certificates and lists of licensed parameters can be found at Enthalpy.com/Resources/Accreditations.

ENTHALPY ANALYTICAL
931 West Barkley Ave
Orange, CA 92868
(714) 771-6900

Subcontract Laboratory:
Enthalpy - El Dorado Hills
1104 Windfield Way
El Dorado Hills, CA 95762
ATTN: Mark Rein
PO #: Required, to be sent via email

Enthalpy Order: EO-553209
PM: David Tripp
Email: david.tripp@enthalpy.com
CC: incomingreports@enthalpy.com
Phone: 657-581-4710

2602174

4.6 °C

Results Due: Standard TAT (15wd TAT)
Report Level: II
Report To: MDL
EDDs: BLDR:Enthalpy (the normal EDD you send to Orange)

Notes:
CHIQUITA Stormwater - 15wd TAT or less if at all possible. No decanting.

Sample ID	Collected	Lab ID	# Cont.	Matrix	Analysis Requested	Comment
EAST BASIN - INLET	16-FEB-2026 11:36	553209-001	1	Water	EPA 8290 - 2,3,7,8-TCDD Only	

Notes:	Relinquished By:	Received By:
	[signature]	Kelia Wadsworth Kelia Wadsworth
	Date: 2-17-26 16:56	Date: 02/18/26 1045
	Date:	Date:
	Date:	Date:

CoC/Label Reconciliation Report WO# 2602174

LabNumber	CoC Sample ID		SampleAlias	Sample Date/Time		Container	BaseMatrix	Sample Comments
2602174-01	A EAST BASIN - INLET	☑ (A)	553209-001	16-Feb-26 11:36	☑	Amber Glass NM Bottle, 1L	Aqueous	

Checkmarks indicate that information on the COC reconciled with the sample label.
Any discrepancies are noted in the following columns.

CONDITION	Yes	No	NA
Sample Container Intact?	✓		
Sample Container(s) Custody Seals Intact?			✓
Custody Seals On Cooler Intact?			✓
Adequate Sample Volume?	✓		
Container Type Appropriate for Analysis(es)?	✓		

Comments: (A) No Backup Volume

Preservation Documented: Na2S2O3 Trizma NH4CH3CO2 (None All) Other

Verifed by/Date: KAW 02/18/26
XAG 02/18/26

Enthalpy Analytical
931 West Barkley Ave
Orange, CA 92868
(714) 771-6900

enthalpy.com

Lab Job Number : 553207
Report Level : II
Report Date : 03/17/2026

Analytical Report *prepared for:*

Matt Breuer
Waste Connections
Chiquita Canyon Landfill
29201 Henry Mayo Drive
Castaic, CA 91384

Project: CCLF STORMWATER - Chiquita Canyon Stormwater

Authorized for release by:

David Tripp, Project Manager
657-581-4710
david.tripp@enthalpy.com

This data package has been reviewed for technical correctness and completeness. Release of this data has been authorized by the Laboratory Manager or the Manager's designee, as verified by the above signature which applies to this PDF file as well as any associated electronic data deliverable files. The results contained in this report meet all requirements of NELAP and pertain only to those samples which were submitted for analysis. This report may be reproduced only in its entirety.

CA ELAP# 1338, CA ELAP #1338-S1, NELAP# 4038, SCAQMD LAP# 18LA0518, LACSD ID# 10105, ORELAP# 4197

ENTHALPY ANALYTICAL

Sample Summary

Matt Breuer Waste Connections Chiquita Canyon Landfill 29201 Henry Mayo Drive Castaic, CA 91384	Lab Job #: Project No: Location: Date Received:	553207 CCLF STORMWATER Chiquita Canyon Stormwater 02/16/26

Sample ID	Lab ID	Collected	Matrix
SOUTH BASIN - WESTERN INLET	553207-001	02/16/26 09:20	Water
SOUTH BASIN - EASTERN INLET	553207-002	02/16/26 09:30	Water

Case Narrative

Waste Connections Chiquita Canyon Landfill 29201 Henry Mayo Drive Castaic, CA 91384 Matt Breuer	Lab Job Number: 553207 Project No: CCLF STORMWATER Location: Chiquita Canyon Stormwater Date Received: 02/16/26

- This data package contains sample and QC results for two water samples, requested for the above referenced project on 02/17/26. The samples were received in good condition.
- DILUTIONS: Dilutions in this report were performed solely for the purpose of reporting target analytes within method calibration ranges - except where otherwise noted below. See the comment for EPA 8081A.

Volatile Organics by GC/MS (EPA 8260B):

- SOUTH BASIN - WESTERN INLET (lab # 553207-001) and SOUTH BASIN - EASTERN INLET (lab # 553207-002) had pH greater than 2.
- No other analytical problems were encountered.

Semivolatile Organics by GC/MS (EPA 8270E):

- High responses were observed for 2,4-dinitrotoluene and 2,4,5-trichlorophenol in the CCV analyzed 02/17/26 08:03; affected data was qualified with "b".
- No other analytical problems were encountered.

Semivolatile Organics by GC/MS (EPA 625.1):

- Low surrogate recovery was observed for 2-fluorobiphenyl in the BS for batch 395481.
- Low surrogate recoveries were observed for 2-fluorophenol in the BS/BSD for batch 395481.
- Low surrogate recoveries were observed for phenol-d6 in the BS/BSD for batch 395481.
- No other analytical problems were encountered.

Semivolatile Organics by GC/MS SIM (EPA 8270C-SIM):

No analytical problems were encountered.

Pesticides (EPA 8081A):

- SOUTH BASIN - EASTERN INLET (lab # 553207-002) was diluted due to the dark color of the sample extract.
- No other analytical problems were encountered.

Total Organic Carbon by IR (SM 5310B):

No analytical problems were encountered.

PCBs (EPA 8082):

- SOUTH BASIN - WESTERN INLET (lab # 553207-001) and SOUTH BASIN - EASTERN INLET (lab # 553207-002) were treated with sulfuric acid to reduce analytical interferences or due to the presence of color.
- No other analytical problems were encountered.

Metals (EPA 200.7, EPA 200.8, and EPA 245.1):

- Low recoveries were observed for mercury in the MS/MSD for batch 395489; the parent sample was not a project sample, the LCS was within limits, and the associated RPD was within limits.
- Calcium, potassium, and sodium were detected above the RL in the method blank for batch 395497; these analytes were detected in samples at a level at least 10 times that of the blank.
- No other analytical problems were encountered.

Ion Chromatography (EPA 300.0):

- Low recoveries were observed for chloride and fluoride in the MS/MSD for batch 395480; the parent sample was not a project sample, and the LCS was within limits.
- Responses exceeding the instrument's linear range were observed for chloride in the MS/MSD for batch 395480; affected data was qualified with "E".
- No other analytical problems were encountered.

Conductivity (SM2510B):
No analytical problems were encountered.

Total Oil & Grease (HEM) (EPA 1664A):

- Matrix spikes were not performed for this analysis due to insufficient sample volume.
- No analytical problems were encountered.

Total Phenolics (EPA 420.1):
No analytical problems were encountered.

Alkalinity (SM2320B):
No analytical problems were encountered.

Sulfide (SM 4500-S2-D):
No analytical problems were encountered.

Total Dissolved Solids (TDS) (SM2540C):

- High RPD was observed for total dissolved solids in the SDUP of SOUTH BASIN - WESTERN INLET (lab # 553207-001).
- No other analytical problems were encountered.

Total Suspended Solids (TSS) (SM2540D):
No analytical problems were encountered.

Chemical Oxygen Demand (SM5220D):
No analytical problems were encountered.

Biochemical Oxygen Demand (SM5210B):
No analytical problems were encountered.

Turbidity (SM2130B):
No analytical problems were encountered.

Cyanide - Semi-Automated Method (SM 4500-CN-E and SM 4500-CN-E):
No analytical problems were encountered.

Coliform - 9221 Tests (SM 9221B and SM 9221F):
No analytical problems were encountered.

Ammonia and TKN- Semi-Automated Method (SM 4500-NH3-G):
No analytical problems were encountered.

Organophosphorus Pesticides (EPA 8141A):
Pace Laboratories in Bakersfield, CA performed the analysis (see sublab report section for certifications). Please see the Pace Laboratories case narrative.

8151A Chlorinated Herbicides (EPA 8151A):
McCampbell Analytical, Inc. in Pittsburg, CA performed the analysis (NELAP certified). Please see the McCampbell Analytical, Inc. case narrative.

RSK-175 CO2 (RSK-175):
McCampbell Analytical, Inc. in Pittsburg, CA performed the analysis (see sublab report section for certifications). Please see the McCampbell Analytical, Inc. case narrative.

Dioxins & Furans (EPA 8290):
Enthalpy - El Dorado Hills in El Dorado Hills, CA performed the analysis (see sublab report section for certifications). Please see the Enthalpy - El Dorado Hills case narrative.

ENTHALPY ANALYTICAL

Login 553207

Phone 714-771-6900

Chain of Custody Record

Lab No: 553207

Page: 1 of 3

Turn Around Time (rush by advanced notice only)

Standard:		5 Day:		3 Day:	
2 Day:		1 Day:	X	Custom TAT:	

Matrix: A = Air S = Soil/Solid W = Water DW = Drinking Wate SD = Sediment PP = Pure Product SEA = Sea Water SW = Swab T = Tissue WP = Wipe O = Other

Preservatives: 1 = $Na_2S_2O_3$ 2 = HCl 3 = HNO_3 4 = H_2SO_4 5 = NaOH 6 = Other

Sample Receipt Temp: (lab use only)

CUSTOMER INFORMATION		PROJECT INFORMATION	
Company:	Chiquita Canyon, LLC	Name:	Stormwater Outlet
Report To:	Matt Breuer	Number:	
Email:	matthew.breuer@wasteconnection	P.O. #:	
Address:	29201 Henry Mayo Drive	Address:	29201 Henry Mayo Drive
	Castaic, CA 91384		Castaic, CA 91384
Phone:	682-559-3880	Global ID:	
Fax:		Sampled By:	CH, GA

	Sample ID	Sampling Date	Sampling Time	Matrix	Container No. / Size	Pres.	200.7/200.8 Metals (see comments)	245.1 Mercury	4500-CN-E Cyanide	8081 Pesticides / 8082 PCBs	8141 Organophosphorous Pesticides	8151 Herbicides	8260 VOCs	8260 Acrolein/Acrylonitrile	8270C	8290 2,3,7,8-TCDD	Test Instructions / Comments
1	South Basin - Western Inlet	02/16/26	0920	W	31	1,2,4,6	X	X	X	X	X	X	X	X	X	X	Temp: 14.2°C, pH 9.48
2	South Basin - Eastern Inlet	02/16/26	0930	W	31	1,2,4,6	X	X	X	X	X	X	X	X	X	X	Temp: 14.0°C, pH 8.99
3																	
4																	IR10
5																	3.3/3.5
6																	4.4/4.6
7																	4.3/4.5
8																	5.4/5.6
9																	
10																	

Analysis Request

Test Instructions / Comments

200.8 - Ag, As, B, Ba, Be, Cd, Co, Cr, Cu, Ni, Mn, Pb, Sb, Se, Sn, Tl, V, Zn
200.7 - Fe, Ca, K, Mg, Na

Additional email recipients:
matt.breuer@wasteconnections.com
stormwater@wasteconnections.com
tmb@swteng.com
aav@swteng.com

Direct invoices to:
Maribel Bolanos
(661) 257-3665

	Signature	Print Name	Company / Title	Date / Time
[1] Relinquished By:		G Alvarado	CTRI	2/16/26 17:20
[1] Received By:		Michael Kyhnen	EA	2/16/26 1720
[2] Relinquished By:				
[2] Received By:				
[3] Relinquished By:				
[3] Received By:				

ENTHALPY ANALYTICAL

Chain of Custody Record

Lab No:

Page: 2 of 3

Turn Around Time (rush by advanced notice only)					
Standard:		5 Day:		3 Day:	
2 Day:		1 Day:	X	Custom TAT:	

Enthalpy Analytical - Orange

931 W. Barkley Avenue, Orange, CA 92868

Phone 714-771-6900

Matrix: A = Air S = Soil/Solid W = Water DW = Drinking Wate SD = Sediment PP = Pure Product SEA = Sea Water SW = Swab T = Tissue WP = Wipe O = Other

Preservatives: 1 = $Na_2S_2O_3$ 2 = HCl 3 = HNO_3 4 = H_2SO_4 5 = NaOH 6 = Other

Sample Receipt Temp: (lab use only)

CUSTOMER INFORMATION		PROJECT INFORMATION	
Company:	Chiquita Canyon, LLC	Name:	Stormwater Outlet
Report To:	Kate Logan	Number:	
Email:	kate.logan@wasteconnections.com	P.O. #:	
Address:	29201 Henry Mayo Drive	Address:	29201 Henry Mayo Drive
	Castaic, CA 91384		Castaic, CA 91384
Phone:	682-559-3880	Global ID:	
Fax:		Sampled By:	GA, CH

	Sample ID	Sampling Date	Sampling Time	Matrix	Container No. / Size	Pres.	SM4500-S2-D Total Sulfide	420.1 Total Phenolics	1664A Oil and Grease	9221B Tota Coliform	9221F E. Coli	300.0 Cl, Br, Fl, NO3, NO2, SO4	2540D TSS	5310B TOC	8270 SIM 1,4-Dioxane	SM2320B Alkalinity	Test Instructions / Comments
1	South Basin - Western Inlet	02/16/26	0920	W	31	1,2,4,6	X	X	X	X	X	X	X	X	X	X	Temp: 14.2°C, pH 9.48
2	South Basin - Eastern Inlet	02/16/26	0930	W	31	1,2,4,6	X	X	X	X	X	X	X	X	X	X	Temp: 14.0°C, pH 8.99
3																	
4																	
5																	
6																	
7																	
8																	
9																	
10																	

Additional email recipients:
matt.breuer@wasteconnections.com
stormwater@wasteconnections.com
tmb@swteng.com
aav@swteng.com

Direct invoices to:
Maribel Bolanos
(661) 257-3665

	Signature	Print Name	Company / Title	Date / Time
[1] Relinquished By:		G. Anderson	CRH	2/16/26 17:20
[1] Received By:		Michael Kryuen	EA	2/16/26 1720
[2] Relinquished By:				
[2] Received By:				
[3] Relinquished By:				
[3] Received By:				

ENTHALPY ANALYTICAL

Chain of Custody Record

Lab No:

Page: 3 of 3

Turn Around Time (rush by advanced notice only)					
Standard:		5 Day:		3 Day:	
2 Day:		1 Day:	X	Custom TAT:	

Enthalpy Analytical - Orange

931 W. Barkley Avenue, Orange, CA 92868

Phone 714-771-6900

Matrix: A = Air S = Soil/Solid W = Water DW = Drinking Wate SD = Sediment PP = Pure Product SEA = Sea Water SW = Swab T = Tissue WP = Wipe O = Other

Preservatives: 1 = $Na_2S_2O_3$ 2 = HCl 3 = HNO_3 4 = H_2SO_4 5 = NaOH 6 = Other

Sample Receipt Temp: (lab use only)

CUSTOMER INFORMATION		PROJECT INFORMATION	
Company:	Chiquita Canyon, LLC	Name:	Stormwater Outlet
Report To:	Kate Logan	Number:	
Email:	kate.logan@wasteconnections.com	P.O. #:	
Address:	29201 Henry Mayo Drive	Address:	29201 Henry Mayo Drive
	Castaic, CA 91384		Castaic, CA 91384
Phone:	682-559-3880	Global ID:	
Fax:		Sampled By:	GA, CH

	Sample ID	Sampling Date	Sampling Time	Matrix	Container No. / Size	Pres.	SM5220D Chemical Oxygen Demand	SM2510B Specific Conductance	RSK-175 Carbon Dioxide	2540E TDS	SM2130B Turbidity	350.1 Ammonia	625.1 - See Comments	625.1 Alpha-Terpineol	SM5210B BOD		Test Instructions / Comments
1	South Basin - Western Inlet	02/16/26	0920	W	31	1,2,4,6	X	X	X	X	X	X	X	X	X		Temp: 14.2°C, pH 9.48
2	South Basin - Eastern Inlet	02/16/26	0930	W	31	1,2,4,6	X	X	X	X	X	X	X	X	X		Temp: 14.0°C, pH 8.99
3																	
4																	
5																	
6																	
7																	
8																	
9																	
10																	

Analysis Request

Test Instructions / Comments

625.1 - Benzoic Acid, Pyridine, Phenol, 2-methylphenol, 3,4-methylphenol, Cresol, Naphthalene, alpha-terpineol

Additional email recipients:
matt.breuer@wasteconnections.com
stormwater@wasteconnections.com
tmb@swteng.com
aav@swteng.com

Direct invoices to:
Maribel Bolanos
(661) 257-3665

	Signature	Print Name	Company / Title	Date / Time
[1] Relinquished By:		G Alvarenga	GEA	2/16/26 17:0
[1] Received By:		Michael Kayes	EA	2/16/26 1720
[2] Relinquished By:				
[2] Received By:				
[3] Relinquished By:				
[3] Received By:				

SAMPLE RECEIPT CHECKLIST

Section 1: General Info

Date Received: 2-16-26 WO# 553207 Client: Waste Connections

Section 2: Shipping / Custody **Are custody seals present?** ☐ Yes ☒ No

Custody seals intact on arrival? ■ N/A ☐ Yes ☐ No ☐ On cooler / box ☐ On samples

☐ Courier ■ Walk-In ☐ Field Sampling ☐ Shipping Info: _____

Section 3a: Condition / Packaging ☐ **Outside 0.0 - 6.0°C (0.0 - 10.0°C for microbiology) (PM notified)**

Date Opened 2-16-26 By (initials) MSK Type of ice used: ■ Wet ☐ Blue/Gel ☐ None

☐ Samples received on ice directly from the field; cooling process had begun. (if checked, skip temperatures)

☐ Sample matrix doesn't require cooling (e.g. air, bulk PCB). (if checked, skip temperatures)

If no cooler: Observed/Adjusted Temp (°C): ____/____ Thermometer/IR Gun: IR 10 CF: +0.2

Cooler Temp (°C) #1: 3.3 / 3.5 #2: 4.4 / 4.6 #3: 4.3 / 4.5 #4: 5.4 / 5.6 #5: ____/____ #6: ____/____

Section 3b: Microbiology Samples ■ **No microbiology samples submitted (skip 3b)**

☐ Within temp range 0.0 - 10.0°C or received on ice directly from field.

☐ Adequate headspace for microbiology analysis.

Section 3c: Air Samples ■ **No air samples submitted (skip 3c)**

☐ 1.4L Canisters ☐ 6L Canisters ☐ Tedlar Bags ☐ MCE Cassettes ☐ Sorbent Tubes ☐ Other_____

Section 4: Containers / Labels / Samples	YES	NO	N/A
1) Were custody papers present, filled properly, and legible?	X		
2) Is the sampler's name present on the CoC?	X		
3) Were containers received in good condition (unbroken / unopened / uncompromised)?	X		
4) Were the samples bagged? (required for microbiology samples; recommended for soil samples)	X		
5) Were all of, and only, the correct samples received?	X		
6) Are sample labels present, legible, and in agreement with the CoC?	X		
7) Does the container count match the CoC?	X		
8) Was sufficient sample volume / mass received for the analyses requested?	X		
9) Were samples received in proper containers for the analyses requested?	X		
10) Were samples received with > 1/2 holding time remaining?	X		
11) Are samples properly preserved as indicated by CoC / labels?	X		
12) Unpreserved VOAs received - If necessary, was the hold time changed in LIMS?			X
13) Are VOA vials free from headspace/bubbles > 6mm?	✓		

Section 5: Explanations / Comments

(If no comments are made, then no discrepancies noted.)

☐ **No additional discrepancies**

Date Logged 2-16-26 **By (print)** MSK **(sign)** _____

Date Labeled 2-16-26 **By (print)** MSK **(sign)** _____

ENTHALPY ANALYTICAL

Analysis Results for 553207

Matt Breuer
Waste Connections
Chiquita Canyon Landfill
29201 Henry Mayo Drive
Castaic, CA 91384

Lab Job #: 553207
Project No: CCLF STORMWATER
Location: Chiquita Canyon Stormwater
Date Received: 02/16/26

Sample ID: SOUTH BASIN - WESTERN INLET | **Lab ID:** 553207-001 | **Matrix:** Water | **Collected:** 02/16/26 09:20

553207-001 Analyte	Result	Qual	Units	RL	MDL	DF	Batch	Prepared	Analyzed	Chemist
Method: EPA 1664A Prep Method: METHOD										
Total Oil and Grease	**1.9**	J	mg/L	5.2	1.0	1	395496	02/17/26	02/18/26	TTL
Method: EPA 200.7 Prep Method: EPA 3015A										
Calcium	**140**		mg/L	0.10	0.0095	1	395497	02/17/26	02/17/26	SBW
Iron	**49**		mg/L	0.50	0.17	10	395627	02/18/26	02/18/26	SBW
Magnesium	**48**		mg/L	0.10	0.017	1	395497	02/17/26	02/17/26	SBW
Potassium	**25**		mg/L	0.50	0.20	1	395497	02/17/26	02/17/26	SBW
Sodium	**34**		mg/L	0.50	0.017	1	395497	02/17/26	02/17/26	SBW
Method: EPA 200.8 Prep Method: EPA 3015A										
Antimony	ND		ug/L	2.0	1.0	1	395533	02/17/26	02/18/26	KCD
Arsenic	**19**		ug/L	2.0	0.27	1	395533	02/17/26	02/18/26	KCD
Barium	**820**		ug/L	50	4.4	10	395533	02/17/26	02/17/26	KCD
Beryllium	**3.9**		ug/L	1.0	0.060	1	395533	02/17/26	02/18/26	KCD
Boron	**100**		ug/L	100	77	10	395533	02/17/26	02/17/26	KCD
Cadmium	**1.0**		ug/L	1.0	0.072	1	395533	02/17/26	02/18/26	KCD
Chromium	**110**		ug/L	5.0	0.43	1	395533	02/17/26	02/18/26	KCD
Cobalt	**47**		ug/L	1.0	0.090	1	395533	02/17/26	02/18/26	KCD
Copper	**97**		ug/L	3.0	0.96	1	395533	02/17/26	02/18/26	KCD
Lead	**71**		ug/L	5.0	0.23	1	395533	02/17/26	02/18/26	KCD
Manganese	**1,900**		ug/L	100	38	10	395533	02/17/26	02/17/26	KCD
Nickel	**90**		ug/L	5.0	1.3	1	395533	02/17/26	02/18/26	KCD
Selenium	**6.2**		ug/L	4.0	1.9	1	395533	02/17/26	02/18/26	KCD
Silver	ND		ug/L	5.0	0.37	1	395533	02/17/26	02/18/26	KCD
Thallium	**1.2**		ug/L	1.0	0.25	1	395533	02/17/26	02/18/26	KCD
Tin	ND		ug/L	5.0	1.5	1	395533	02/17/26	02/18/26	KCD
Vanadium	**170**		ug/L	5.0	0.36	1	395533	02/17/26	02/18/26	KCD
Zinc	**380**		ug/L	10	7.6	1	395533	02/17/26	02/18/26	KCD
Method: EPA 245.1 Prep Method: EPA 245.1										
Mercury	**0.29**	J	ug/L	0.40	0.091	1	395489	02/17/26	02/17/26	MLL
Method: EPA 300.0 Prep Method: METHOD										
Fluoride	**0.17**	J	mg/L	0.20	0.062	1	395480	02/17/26 08:39	02/17/26 11:40	SSN
Chloride	**30**		mg/L	1.0	0.27	1	395480	02/17/26 08:39	02/17/26 11:40	SSN
Nitrogen, Nitrite	**0.02**	J	mg/L	0.10	0.01	1	395480	02/17/26 08:39	02/17/26 11:40	SSN

Results for any subcontracted analyses are not included in this section.

ENTHALPY ANALYTICAL

Analysis Results for 553207

553207-001 Analyte	Result	Qual	Units	RL	MDL	DF	Batch	Prepared	Analyzed	Chemist
Bromide	ND		mg/L	0.30	0.049	1	395480	02/17/26 08:39	02/17/26 11:40	SSN
Nitrogen, Nitrate	**0.37**		mg/L	0.10	0.05	1	395480	02/17/26 08:39	02/17/26 11:40	SSN
Sulfate	**63**		mg/L	1.0	0.26	1	395480	02/17/26 08:39	02/17/26 11:40	SSN
Method: EPA 350.1 Prep Method: METHOD										
Ammonia-N	**0.15**		mg/L	0.10	0.068	1	395490	02/17/26	02/17/26	JAK
Method: EPA 420.1 Prep Method: METHOD										
Total Phenolics	ND		mg/L	0.010	0.0056	1	395514	02/17/26	02/17/26	LVL
Method: EPA 625.1 Prep Method: EPA 3510C										
Benzoic acid	ND		ug/L	50	11	1	395481	02/17/26	02/17/26	MSS
2-Methylphenol	ND		ug/L	10	3.2	1	395481	02/17/26	02/17/26	MSS
Pyridine	ND		ug/L	10	2.8	1	395481	02/17/26	02/17/26	MSS
Phenol	ND		ug/L	10	2.1	1	395481	02/17/26	02/17/26	MSS
Naphthalene	ND		ug/L	10	3.6	1	395481	02/17/26	02/17/26	MSS
3-,4-Methylphenol	ND		ug/L	10	3.0	1	395481	02/17/26	02/17/26	MSS
Cresol	ND		ug/L	10		1	395481	02/17/26	02/17/26	MSS
a-Terpineol	ND		ug/L	10	2.1	1	395481	02/17/26	02/17/26	ZFA
Surrogates				**Limits**						
2-Fluorophenol	47%		%REC	36-95		1	395481	02/17/26	02/17/26	MSS
Phenol-d6	35%		%REC	28-82		1	395481	02/17/26	02/17/26	MSS
2,4,6-Tribromophenol	66%		%REC	61-140		1	395481	02/17/26	02/17/26	MSS
Nitrobenzene-d5	73%		%REC	48-123		1	395481	02/17/26	02/17/26	MSS
2-Fluorobiphenyl	57%		%REC	51-105		1	395481	02/17/26	02/17/26	MSS
Terphenyl-d14	69%		%REC	65-117		1	395481	02/17/26	02/17/26	MSS
Method: EPA 8081A Prep Method: EPA 3510C										
alpha-BHC	ND		ug/L	0.05	0.01	0.98	395557	02/17/26	03/09/26	HQN
beta-BHC	ND		ug/L	0.05	0.01	0.98	395557	02/17/26	03/09/26	HQN
gamma-BHC	ND		ug/L	0.05	0.009	0.98	395557	02/17/26	03/09/26	HQN
delta-BHC	ND		ug/L	0.05	0.01	0.98	395557	02/17/26	03/09/26	HQN
Heptachlor	ND		ug/L	0.05	0.01	0.98	395557	02/17/26	03/09/26	HQN
Aldrin	ND		ug/L	0.05	0.01	0.98	395557	02/17/26	03/09/26	HQN
Heptachlor epoxide	ND		ug/L	0.05	0.01	0.98	395557	02/17/26	03/09/26	HQN
Endosulfan I	ND		ug/L	0.05	0.01	0.98	395557	02/17/26	03/09/26	HQN
Dieldrin	ND		ug/L	0.1	0.01	0.98	395557	02/17/26	03/09/26	HQN
4,4'-DDE	ND		ug/L	0.1	0.04	0.98	395557	02/17/26	03/09/26	HQN
Endrin	ND		ug/L	0.1	0.01	0.98	395557	02/17/26	03/09/26	HQN
Endosulfan II	ND		ug/L	0.1	0.02	0.98	395557	02/17/26	03/09/26	HQN
Endosulfan sulfate	ND		ug/L	0.1	0.01	0.98	395557	02/17/26	03/09/26	HQN
4,4'-DDD	ND		ug/L	0.1	0.03	0.98	395557	02/17/26	03/09/26	HQN
Endrin aldehyde	ND		ug/L	0.1	0.04	0.98	395557	02/17/26	03/09/26	HQN
Endrin ketone	ND		ug/L	0.1	0.03	0.98	395557	02/17/26	03/09/26	HQN
4,4'-DDT	ND		ug/L	0.1	0.08	0.98	395557	02/17/26	03/09/26	HQN
Methoxychlor	ND		ug/L	0.1	0.04	0.98	395557	02/17/26	03/09/26	HQN
Toxaphene	ND		ug/L	2.0	0.4	0.98	395557	02/17/26	03/09/26	HQN
Chlordane (Technical)	**0.5**	J	ug/L	1.0	0.2	0.98	395557	02/17/26	03/09/26	HQN
Surrogates				**Limits**						

Results for any subcontracted analyses are not included in this section.

ENTHALPY ANALYTICAL

Analysis Results for 553207

553207-001 Analyte	Result	Qual	Units	RL	MDL	DF	Batch	Prepared	Analyzed	Chemist
TCMX	72%		%REC	29-120		0.98	395557	02/17/26	03/09/26	HQN
Decachlorobiphenyl	73%		%REC	33-132		0.98	395557	02/17/26	03/09/26	HQN
Method: EPA 8082 Prep Method: EPA 3510C										
Aroclor-1016	ND		ug/L	0.49	0.30	0.98	395557	02/17/26	02/18/26	HQN
Aroclor-1221	ND		ug/L	0.49	0.46	0.98	395557	02/17/26	02/18/26	HQN
Aroclor-1232	ND		ug/L	0.49	0.26	0.98	395557	02/17/26	02/18/26	HQN
Aroclor-1242	ND		ug/L	0.49	0.28	0.98	395557	02/17/26	02/18/26	HQN
Aroclor-1248	ND		ug/L	0.49	0.23	0.98	395557	02/17/26	02/18/26	HQN
Aroclor-1254	ND		ug/L	0.49	0.26	0.98	395557	02/17/26	02/18/26	HQN
Aroclor-1260	ND		ug/L	0.49	0.32	0.98	395557	02/17/26	02/18/26	HQN
Aroclor-1262	ND		ug/L	0.49	0.29	0.98	395557	02/17/26	02/18/26	HQN
Aroclor-1268	ND		ug/L	0.49	0.25	0.98	395557	02/17/26	02/18/26	HQN
Surrogates				**Limits**						
Decachlorobiphenyl (PCB)	74%		%REC	28-138		0.98	395557	02/17/26	02/18/26	HQN
Method: EPA 8260B Prep Method: EPA 5030B										
Carbon Disulfide	ND		ug/L	5.0	0.1	1	395486	02/17/26	02/17/26	TCN
Chloroprene	ND		ug/L	200	2.7	1	395486	02/17/26	02/17/26	TCN
3-Chloropropene	ND		ug/L	5.0	0.2	1	395486	02/17/26	02/17/26	TCN
Ethyl methacrylate	ND		ug/L	50	3.9	1	395486	02/17/26	02/17/26	TCN
Ethanol	ND		ug/L	500	160	1	395486	02/17/26	02/17/26	TCN
2-Hexanone	ND		ug/L	5.0	1.3	1	395486	02/17/26	02/17/26	TCN
Isopropanol (IPA)	ND		ug/L	200	96	1	395486	02/17/26	02/17/26	TCN
Methyl acrylonitrile	ND		ug/L	35	4.2	1	395486	02/17/26	02/17/26	TCN
Vinyl Acetate	ND		ug/L	50	3.2	1	395486	02/17/26	02/17/26	TCN
Acrolein	ND		ug/L	200	2.6	1	395486	02/17/26	02/17/26	TCN
Acrylonitrile	ND		ug/L	10	0.7	1	395486	02/17/26	02/17/26	TCN
Freon 12	ND		ug/L	5.0	0.2	1	395486	02/17/26	02/17/26	TCN
Chloromethane	ND		ug/L	5.0	0.09	1	395486	02/17/26	02/17/26	TCN
Vinyl Chloride	ND		ug/L	5.0	0.1	1	395486	02/17/26	02/17/26	TCN
Bromomethane	ND		ug/L	5.0	0.1	1	395486	02/17/26	02/17/26	TCN
Chloroethane	ND		ug/L	5.0	0.1	1	395486	02/17/26	02/17/26	TCN
Trichlorofluoromethane	ND		ug/L	5.0	0.1	1	395486	02/17/26	02/17/26	TCN
Iodomethane	ND		ug/L	5.0		1	395486	02/17/26	02/17/26	TCN
Acetone	**20**	J	ug/L	100	14	1	395486	02/17/26	02/17/26	TCN
Freon 113	ND		ug/L	5.0	0.1	1	395486	02/17/26	02/17/26	TCN
1,1-Dichloroethene	ND		ug/L	5.0	0.1	1	395486	02/17/26	02/17/26	TCN
Methylene Chloride	ND		ug/L	10	0.2	1	395486	02/17/26	02/17/26	TCN
MTBE	ND		ug/L	5.0	0.1	1	395486	02/17/26	02/17/26	TCN
trans-1,2-Dichloroethene	ND		ug/L	5.0	0.1	1	395486	02/17/26	02/17/26	TCN
1,1-Dichloroethane	ND		ug/L	5.0	0.09	1	395486	02/17/26	02/17/26	TCN
2-Butanone	**11**		ug/L	10	1.3	1	395486	02/17/26	02/17/26	TCN
cis-1,2-Dichloroethene	ND		ug/L	5.0	0.1	1	395486	02/17/26	02/17/26	TCN
2,2-Dichloropropane	ND		ug/L	5.0	0.2	1	395486	02/17/26	02/17/26	TCN
Chloroform	ND		ug/L	5.0	0.08	1	395486	02/17/26	02/17/26	TCN
Bromochloromethane	ND		ug/L	5.0	0.1	1	395486	02/17/26	02/17/26	TCN
1,1,1-Trichloroethane	ND		ug/L	5.0	0.1	1	395486	02/17/26	02/17/26	TCN
1,1-Dichloropropene	ND		ug/L	5.0	0.1	1	395486	02/17/26	02/17/26	TCN
Carbon Tetrachloride	ND		ug/L	5.0	0.1	1	395486	02/17/26	02/17/26	TCN
1,2-Dichloroethane	ND		ug/L	5.0	0.2	1	395486	02/17/26	02/17/26	TCN

Results for any subcontracted analyses are not included in this section.

ENTHALPY ANALYTICAL

Analysis Results for 553207

553207-001 Analyte	Result	Qual	Units	RL	MDL	DF	Batch	Prepared	Analyzed	Chemist
Benzene	ND		ug/L	1.0	0.1	1	395486	02/17/26	02/17/26	TCN
Trichloroethene	ND		ug/L	5.0	0.1	1	395486	02/17/26	02/17/26	TCN
1,2-Dichloropropane	ND		ug/L	5.0	0.09	1	395486	02/17/26	02/17/26	TCN
Bromodichloromethane	ND		ug/L	5.0	0.07	1	395486	02/17/26	02/17/26	TCN
Dibromomethane	ND		ug/L	5.0	0.1	1	395486	02/17/26	02/17/26	TCN
4-Methyl-2-Pentanone	ND		ug/L	5.0	1.0	1	395486	02/17/26	02/17/26	TCN
cis-1,3-Dichloropropene	ND		ug/L	5.0	0.1	1	395486	02/17/26	02/17/26	TCN
Toluene	ND		ug/L	5.0	0.1	1	395486	02/17/26	02/17/26	TCN
trans-1,3-Dichloropropene	ND		ug/L	5.0	0.09	1	395486	02/17/26	02/17/26	TCN
1,1,2-Trichloroethane	ND		ug/L	5.0	0.1	1	395486	02/17/26	02/17/26	TCN
1,3-Dichloropropane	ND		ug/L	5.0	0.07	1	395486	02/17/26	02/17/26	TCN
Tetrachloroethene	ND		ug/L	5.0	0.2	1	395486	02/17/26	02/17/26	TCN
Dibromochloromethane	ND		ug/L	5.0	0.1	1	395486	02/17/26	02/17/26	TCN
1,2-Dibromoethane	ND		ug/L	5.0	0.1	1	395486	02/17/26	02/17/26	TCN
Chlorobenzene	ND		ug/L	5.0	0.1	1	395486	02/17/26	02/17/26	TCN
1,1,1,2-Tetrachloroethane	ND		ug/L	5.0	0.07	1	395486	02/17/26	02/17/26	TCN
Ethylbenzene	ND		ug/L	5.0	0.1	1	395486	02/17/26	02/17/26	TCN
m,p-Xylenes	ND		ug/L	5.0	0.2	1	395486	02/17/26	02/17/26	TCN
o-Xylene	ND		ug/L	5.0	0.1	1	395486	02/17/26	02/17/26	TCN
Styrene	ND		ug/L	5.0	0.1	1	395486	02/17/26	02/17/26	TCN
Bromoform	ND		ug/L	5.0	0.06	1	395486	02/17/26	02/17/26	TCN
Isopropylbenzene	ND		ug/L	5.0	0.1	1	395486	02/17/26	02/17/26	TCN
1,1,2,2-Tetrachloroethane	ND		ug/L	5.0	0.1	1	395486	02/17/26	02/17/26	TCN
1,2,3-Trichloropropane	ND		ug/L	5.0	0.3	1	395486	02/17/26	02/17/26	TCN
Propylbenzene	ND		ug/L	5.0	0.1	1	395486	02/17/26	02/17/26	TCN
Bromobenzene	ND		ug/L	5.0	0.1	1	395486	02/17/26	02/17/26	TCN
1,3,5-Trimethylbenzene	ND		ug/L	5.0	0.1	1	395486	02/17/26	02/17/26	TCN
2-Chlorotoluene	ND		ug/L	5.0	0.1	1	395486	02/17/26	02/17/26	TCN
4-Chlorotoluene	ND		ug/L	5.0	0.2	1	395486	02/17/26	02/17/26	TCN
tert-Butylbenzene	ND		ug/L	5.0	0.1	1	395486	02/17/26	02/17/26	TCN
1,2,4-Trimethylbenzene	ND		ug/L	5.0	0.1	1	395486	02/17/26	02/17/26	TCN
sec-Butylbenzene	ND		ug/L	5.0	0.2	1	395486	02/17/26	02/17/26	TCN
para-Isopropyl Toluene	ND		ug/L	5.0	0.2	1	395486	02/17/26	02/17/26	TCN
1,3-Dichlorobenzene	ND		ug/L	5.0	0.1	1	395486	02/17/26	02/17/26	TCN
1,4-Dichlorobenzene	ND		ug/L	5.0	0.2	1	395486	02/17/26	02/17/26	TCN
n-Butylbenzene	ND		ug/L	5.0	0.1	1	395486	02/17/26	02/17/26	TCN
1,2-Dichlorobenzene	ND		ug/L	5.0	0.1	1	395486	02/17/26	02/17/26	TCN
1,2-Dibromo-3-Chloropropane	ND		ug/L	5.0	0.6	1	395486	02/17/26	02/17/26	TCN
1,2,4-Trichlorobenzene	ND		ug/L	5.0	0.3	1	395486	02/17/26	02/17/26	TCN
Hexachlorobutadiene	ND		ug/L	5.0	0.3	1	395486	02/17/26	02/17/26	TCN
1,2,3-Trichlorobenzene	ND		ug/L	5.0	0.3	1	395486	02/17/26	02/17/26	TCN
cis-1,4-Dichloro-2-butene	ND		ug/L	5.0	0.3	1	395486	02/17/26	02/17/26	TCN
trans-1,4-Dichloro-2-butene	ND		ug/L	5.0	0.3	1	395486	02/17/26	02/17/26	TCN
Xylene (total)	ND		ug/L	5.0		1	395486	02/17/26	02/17/26	TCN
Surrogates				**Limits**						
Dibromofluoromethane	98%		%REC	70-130		1	395486	02/17/26	02/17/26	TCN
1,2-Dichloroethane-d4	103%		%REC	70-130		1	395486	02/17/26	02/17/26	TCN
Toluene-d8	98%		%REC	70-130		1	395486	02/17/26	02/17/26	TCN
Bromofluorobenzene	100%		%REC	70-130		1	395486	02/17/26	02/17/26	TCN
Method: EPA 8270C-SIM Prep Method: EPA 3535										
1,4-Dioxane	**1.8**		ug/L	1.0	0.84	1	395455	02/17/26	02/17/26	ZFA

Results for any subcontracted analyses are not included in this section.

ENTHALPY ANALYTICAL

Analysis Results for 553207

553207-001 Analyte	Result	Qual	Units	RL	MDL	DF	Batch	Prepared	Analyzed	Chemist
Surrogates				**Limits**						
1,4-Dioxane-d8 (SUR)	101%		%REC	80-120		1	395455	02/17/26	02/17/26	ZFA
Method: EPA 8270E Prep Method: EPA 3510C										
Carbazole	ND		ug/L	10	2.8	1	395481	02/17/26	02/17/26	MSS
N-Nitrosodimethylamine	ND		ug/L	10	2.9	1	395481	02/17/26	02/17/26	MSS
Aniline	ND		ug/L	10	2.8	1	395481	02/17/26	02/17/26	MSS
bis(2-Chloroethyl)ether	ND		ug/L	25	3.7	1	395481	02/17/26	02/17/26	MSS
2-Chlorophenol	ND		ug/L	10	3.6	1	395481	02/17/26	02/17/26	MSS
1,3-Dichlorobenzene	ND		ug/L	10	3.3	1	395481	02/17/26	02/17/26	MSS
1,4-Dichlorobenzene	ND		ug/L	10	3.4	1	395481	02/17/26	02/17/26	MSS
Benzyl alcohol	ND		ug/L	25	5.8	1	395481	02/17/26	02/17/26	MSS
1,2-Dichlorobenzene	ND		ug/L	10	3.3	1	395481	02/17/26	02/17/26	MSS
bis(2-Chloroisopropyl) ether	ND		ug/L	10	3.8	1	395481	02/17/26	02/17/26	MSS
N-Nitroso-di-n-propylamine	ND		ug/L	10	3.9	1	395481	02/17/26	02/17/26	MSS
Hexachloroethane	ND		ug/L	10	3.0	1	395481	02/17/26	02/17/26	MSS
Nitrobenzene	ND		ug/L	25	8.4	1	395481	02/17/26	02/17/26	MSS
Isophorone	ND		ug/L	10	3.7	1	395481	02/17/26	02/17/26	MSS
2-Nitrophenol	ND		ug/L	10	5.4	1	395481	02/17/26	02/17/26	MSS
2,4-Dimethylphenol	ND		ug/L	10	3.2	1	395481	02/17/26	02/17/26	MSS
bis(2-Chloroethoxy)methane	ND		ug/L	10	3.7	1	395481	02/17/26	02/17/26	MSS
2,4-Dichlorophenol	ND		ug/L	10	3.7	1	395481	02/17/26	02/17/26	MSS
1,2,4-Trichlorobenzene	ND		ug/L	10	3.4	1	395481	02/17/26	02/17/26	MSS
4-Chloroaniline	ND		ug/L	10	3.1	1	395481	02/17/26	02/17/26	MSS
Hexachlorobutadiene	ND		ug/L	10	2.2	1	395481	02/17/26	02/17/26	MSS
4-Chloro-3-methylphenol	ND		ug/L	10	3.6	1	395481	02/17/26	02/17/26	MSS
2-Methylnaphthalene	ND		ug/L	10	3.4	1	395481	02/17/26	02/17/26	MSS
Hexachlorocyclopentadiene	ND		ug/L	25	7.8	1	395481	02/17/26	02/17/26	MSS
2,4,6-Trichlorophenol	ND		ug/L	10	4.1	1	395481	02/17/26	02/17/26	MSS
2,4,5-Trichlorophenol	ND		ug/L	10	3.7	1	395481	02/17/26	02/17/26	MSS
2-Chloronaphthalene	ND		ug/L	10	3.4	1	395481	02/17/26	02/17/26	MSS
2-Nitroaniline	ND		ug/L	50	4.3	1	395481	02/17/26	02/17/26	MSS
Dimethylphthalate	ND		ug/L	10	3.4	1	395481	02/17/26	02/17/26	MSS
Acenaphthylene	ND		ug/L	10	3.9	1	395481	02/17/26	02/17/26	MSS
2,6-Dinitrotoluene	ND		ug/L	10	4.4	1	395481	02/17/26	02/17/26	MSS
3-Nitroaniline	ND		ug/L	10	4.0	1	395481	02/17/26	02/17/26	MSS
Acenaphthene	ND		ug/L	10	3.2	1	395481	02/17/26	02/17/26	MSS
2,4-Dinitrophenol	ND		ug/L	50	15	1	395481	02/17/26	02/17/26	MSS
4-Nitrophenol	ND		ug/L	50	8.5	1	395481	02/17/26	02/17/26	MSS
Dibenzofuran	ND		ug/L	10	3.2	1	395481	02/17/26	02/17/26	MSS
2,4-Dinitrotoluene	ND		ug/L	10	4.3	1	395481	02/17/26	02/17/26	MSS
Diethylphthalate	**9.1**	J	ug/L	10	2.9	1	395481	02/17/26	02/17/26	MSS
Fluorene	ND		ug/L	10	3.1	1	395481	02/17/26	02/17/26	MSS
4-Chlorophenyl-phenylether	ND		ug/L	10	3.1	1	395481	02/17/26	02/17/26	MSS
4-Nitroaniline	ND		ug/L	10	3.3	1	395481	02/17/26	02/17/26	MSS
4,6-Dinitro-2-methylphenol	ND		ug/L	50	17	1	395481	02/17/26	02/17/26	MSS
N-Nitrosodiphenylamine	ND		ug/L	10	4.0	1	395481	02/17/26	02/17/26	MSS
1,2-diphenylhydrazine (as azobenzene)	ND		ug/L	10	2.9	1	395481	02/17/26	02/17/26	MSS
4-Bromophenyl-phenylether	ND		ug/L	10	3.3	1	395481	02/17/26	02/17/26	MSS
Hexachlorobenzene	ND		ug/L	10	3.0	1	395481	02/17/26	02/17/26	MSS

Results for any subcontracted analyses are not included in this section.

ENTHALPY ANALYTICAL

Analysis Results for 553207

553207-001 Analyte	Result	Qual	Units	RL	MDL	DF	Batch	Prepared	Analyzed	Chemist
Pentachlorophenol	ND		ug/L	25	5.7	1	395481	02/17/26	02/17/26	MSS
Phenanthrene	ND		ug/L	10	2.9	1	395481	02/17/26	02/17/26	MSS
Anthracene	ND		ug/L	10	2.8	1	395481	02/17/26	02/17/26	MSS
Di-n-butylphthalate	ND		ug/L	10	3.0	1	395481	02/17/26	02/17/26	MSS
Fluoranthene	ND		ug/L	10	2.8	1	395481	02/17/26	02/17/26	MSS
Benzidine	ND		ug/L	50	19	1	395481	02/17/26	02/17/26	MSS
Pyrene	ND		ug/L	10	2.7	1	395481	02/17/26	02/17/26	MSS
Butylbenzylphthalate	ND		ug/L	10	3.6	1	395481	02/17/26	02/17/26	MSS
3,3'-Dichlorobenzidine	ND		ug/L	25	5.2	1	395481	02/17/26	02/17/26	MSS
Benzo(a)anthracene	ND		ug/L	10	2.4	1	395481	02/17/26	02/17/26	MSS
Chrysene	ND		ug/L	10	2.5	1	395481	02/17/26	02/17/26	MSS
bis(2-Ethylhexyl)phthalate	ND		ug/L	10	3.3	1	395481	02/17/26	02/17/26	MSS
Di-n-octylphthalate	ND		ug/L	10	4.7	1	395481	02/17/26	02/17/26	MSS
Benzo(b)fluoranthene	ND		ug/L	10	3.0	1	395481	02/17/26	02/17/26	MSS
Benzo(k)fluoranthene	ND		ug/L	10	3.1	1	395481	02/17/26	02/17/26	MSS
Benzo(a)pyrene	ND		ug/L	10	3.1	1	395481	02/17/26	02/17/26	MSS
Indeno(1,2,3-cd)pyrene	ND		ug/L	10	4.2	1	395481	02/17/26	02/17/26	MSS
Dibenz(a,h)anthracene	ND		ug/L	10	4.2	1	395481	02/17/26	02/17/26	MSS
Benzo(g,h,i)perylene	ND		ug/L	10	4.1	1	395481	02/17/26	02/17/26	MSS
Surrogates				**Limits**						
2-Fluorophenol	47%		%REC	15-120		1	395481	02/17/26	02/17/26	MSS
Phenol-d6	35%		%REC	15-120		1	395481	02/17/26	02/17/26	MSS
2,4,6-Tribromophenol	66%		%REC	15-140		1	395481	02/17/26	02/17/26	MSS
Nitrobenzene-d5	73%		%REC	15-123		1	395481	02/17/26	02/17/26	MSS
2-Fluorobiphenyl	57%		%REC	15-120		1	395481	02/17/26	02/17/26	MSS
Terphenyl-d14	69%		%REC	15-120		1	395481	02/17/26	02/17/26	MSS
Method: SM 4500-CN-E Prep Method: METHOD										
Cyanide	ND		mg/L	0.0050	0.0017	0.5	395536	02/17/26	02/18/26	JAK
Method: SM 4500-S2-D Prep Method: METHOD										
Sulfide	ND		mg/L	0.10		1	395526	02/17/26	02/17/26	LVL
Method: SM 5310B Prep Method: SM 5310B										
Total Organic Carbon	**1.3**		mg/L	1.0	0.49	1	395528	02/17/26	02/17/26	BDR
Method: SM 9221B Prep Method: METHOD										
Coliform, Total	**1,600**	H	MPN/100ml	1.8		1	395589	02/17/26 14:26	02/20/26 12:56	LXT
Method: SM 9221F										
Coliform, E. Coli	**350**	H	MPN/100ml	1.8		1	395589	02/17/26 14:26	02/20/26 12:56	LXT
Method: SM2130B										
Turbidity	**2,900**		NTU	2.0	1.2	10	395530	02/17/26 14:07	02/17/26 14:07	TRR
Method: SM2320B Prep Method: METHOD										
Bicarbonate	**53**		mg/L	3.0		1.3	395653	02/18/26	02/18/26	WWC
Alkalinity, Total as CaCO3	**77**		mg/L	2.5		1.3	395653	02/18/26	02/18/26	WWC
Method: SM2510B Prep Method: METHOD										

Results for any subcontracted analyses are not included in this section.

Analysis Results for 553207

553207-001 Analyte	Result	Qual	Units	RL	MDL	DF	Batch	Prepared	Analyzed	Chemist
Specific Conductance	**270**		umhos/cm	1.0		1	395466	02/16/26	02/16/26	AAB
Method: SM2540C Prep Method: METHOD										
Total Dissolved Solids	**260**		mg/L	20		2	395465	02/16/26	02/18/26	AAB
Method: SM2540D Prep Method: METHOD										
Total Suspended Solids	**6,500**		mg/L	0.5		1	395502	02/17/26	02/17/26	JAG
Method: SM5210B Prep Method: METHOD										
Biochemical Oxygen Demand	**5.0**	BOD5	mg/L	3.0		1	395456	02/16/26 19:13	02/21/26 15:25	AAB
Method: SM5220D Prep Method: SM 5220D										
Chemical Oxygen Demand	ND		mg/L	4.0	2.0	1	395517	02/17/26	02/17/26	RDL

Results for any subcontracted analyses are not included in this section.

ENTHALPY ANALYTICAL

Analysis Results for 553207

Sample ID:	Lab ID: 553207-002	Collected: 02/16/26 09:30
SOUTH BASIN - EASTERN INLET	Matrix: Water	

553207-002 Analyte	Result	Qual	Units	RL	MDL	DF	Batch	Prepared	Analyzed	Chemist
Method: EPA 1664A Prep Method: METHOD										
Total Oil and Grease	**25**		mg/L	5.0	0.97	1	395496	02/17/26	02/18/26	TTL
Method: EPA 200.7 Prep Method: EPA 3015A										
Calcium	**1,000**		mg/L	1.0	0.095	10	395497	02/17/26	02/18/26	SBW
Iron	**150**		mg/L	0.50	0.17	10	395627	02/18/26	02/18/26	SBW
Magnesium	**130**		mg/L	0.10	0.017	1	395497	02/17/26	02/17/26	SBW
Potassium	**66**		mg/L	0.50	0.20	1	395497	02/17/26	02/17/26	SBW
Sodium	**74**		mg/L	0.50	0.017	1	395497	02/17/26	02/17/26	SBW
Method: EPA 200.8 Prep Method: EPA 3015A										
Antimony	ND		ug/L	2.0	1.0	1	395533	02/17/26	02/18/26	KCD
Arsenic	**57**		ug/L	2.0	0.27	1	395533	02/17/26	02/18/26	KCD
Barium	**3,500**		ug/L	50	4.4	10	395533	02/17/26	02/17/26	KCD
Beryllium	**7.4**		ug/L	1.0	0.060	1	395533	02/17/26	02/18/26	KCD
Boron	**310**		ug/L	100	77	10	395533	02/17/26	02/17/26	KCD
Cadmium	**6.3**		ug/L	1.0	0.072	1	395533	02/17/26	02/18/26	KCD
Chromium	**270**		ug/L	50	4.3	10	395533	02/17/26	02/17/26	KCD
Cobalt	**140**		ug/L	10	0.90	10	395533	02/17/26	02/17/26	KCD
Copper	**380**		ug/L	30	9.6	10	395533	02/17/26	02/17/26	KCD
Lead	**290**		ug/L	5.0	0.23	1	395533	02/17/26	02/18/26	KCD
Manganese	**6,500**		ug/L	100	38	10	395533	02/17/26	02/17/26	KCD
Nickel	**280**		ug/L	50	13	10	395533	02/17/26	02/17/26	KCD
Selenium	**13**		ug/L	4.0	1.9	1	395533	02/17/26	02/18/26	KCD
Silver	**1.6**	J	ug/L	5.0	0.37	1	395533	02/17/26	02/18/26	KCD
Thallium	**2.4**		ug/L	1.0	0.25	1	395533	02/17/26	02/18/26	KCD
Tin	ND		ug/L	5.0	1.5	1	395533	02/17/26	02/18/26	KCD
Vanadium	**370**		ug/L	50	3.6	10	395533	02/17/26	02/17/26	KCD
Zinc	**1,500**		ug/L	10	7.6	1	395533	02/17/26	02/18/26	KCD
Method: EPA 245.1 Prep Method: EPA 245.1										
Mercury	**0.91**		ug/L	0.40	0.091	1	395489	02/17/26	02/17/26	MLL
Method: EPA 300.0 Prep Method: METHOD										
Fluoride	**0.19**	J	mg/L	0.20	0.062	1	395480	02/17/26 08:39	02/17/26 12:24	SSN
Chloride	**39**		mg/L	1.0	0.27	1	395480	02/17/26 08:39	02/17/26 12:24	SSN
Nitrogen, Nitrite	**0.03**	J	mg/L	0.10	0.01	1	395480	02/17/26 08:39	02/17/26 12:24	SSN
Bromide	**0.089**	J	mg/L	0.30	0.049	1	395480	02/17/26 08:39	02/17/26 12:24	SSN
Nitrogen, Nitrate	**1.1**		mg/L	0.10	0.05	1	395480	02/17/26 08:39	02/17/26 12:24	SSN
Sulfate	**220**		mg/L	5.0	1.3	5	395480	02/17/26 08:39	02/17/26 12:47	SSN

Results for any subcontracted analyses are not included in this section.

ENTHALPY ANALYTICAL

Analysis Results for 553207

553207-002 Analyte	Result	Qual	Units	RL	MDL	DF	Batch	Prepared	Analyzed	Chemist
Method: EPA 350.1 Prep Method: METHOD										
Ammonia-N	**0.13**		mg/L	0.10	0.068	1	395490	02/17/26	02/17/26	JAK
Method: EPA 420.1 Prep Method: METHOD										
Total Phenolics	ND		mg/L	0.010	0.0056	1	395514	02/17/26	02/17/26	LVL
Method: EPA 625.1 Prep Method: EPA 3510C										
a-Terpineol	ND		ug/L	9.7	2.0	0.97	395481	02/17/26	02/17/26	ZFA
Benzoic acid	ND		ug/L	49	11	0.97	395481	02/17/26	02/17/26	MSS
2-Methylphenol	ND		ug/L	9.7	3.1	0.97	395481	02/17/26	02/17/26	MSS
Pyridine	ND		ug/L	9.7	2.7	0.97	395481	02/17/26	02/17/26	MSS
Phenol	ND		ug/L	9.7	2.0	0.97	395481	02/17/26	02/17/26	MSS
Naphthalene	ND		ug/L	9.7	3.5	0.97	395481	02/17/26	02/17/26	MSS
3-,4-Methylphenol	ND		ug/L	9.7	2.9	0.97	395481	02/17/26	02/17/26	MSS
Cresol	ND		ug/L	9.7		0.97	395481	02/17/26	02/17/26	MSS
Surrogates				**Limits**						
2-Fluorophenol	44%		%REC	36-95		0.97	395481	02/17/26	02/17/26	MSS
Phenol-d6	31%		%REC	28-82		0.97	395481	02/17/26	02/17/26	MSS
2,4,6-Tribromophenol	79%		%REC	61-140		0.97	395481	02/17/26	02/17/26	MSS
Nitrobenzene-d5	81%		%REC	48-123		0.97	395481	02/17/26	02/17/26	MSS
2-Fluorobiphenyl	67%		%REC	51-105		0.97	395481	02/17/26	02/17/26	MSS
Terphenyl-d14	84%		%REC	65-117		0.97	395481	02/17/26	02/17/26	MSS
Method: EPA 8081A Prep Method: EPA 3510C										
alpha-BHC	ND		ug/L	0.1	0.02	2	395557	02/17/26	03/09/26	HQN
beta-BHC	ND		ug/L	0.1	0.02	2	395557	02/17/26	03/09/26	HQN
gamma-BHC	ND		ug/L	0.1	0.02	2	395557	02/17/26	03/09/26	HQN
delta-BHC	ND		ug/L	0.1	0.03	2	395557	02/17/26	03/09/26	HQN
Heptachlor	ND		ug/L	0.1	0.03	2	395557	02/17/26	03/09/26	HQN
Aldrin	ND		ug/L	0.1	0.03	2	395557	02/17/26	03/09/26	HQN
Heptachlor epoxide	ND		ug/L	0.1	0.02	2	395557	02/17/26	03/09/26	HQN
Endosulfan I	ND		ug/L	0.1	0.02	2	395557	02/17/26	03/09/26	HQN
Dieldrin	ND		ug/L	0.2	0.02	2	395557	02/17/26	03/09/26	HQN
4,4'-DDE	**0.1**	J	ug/L	0.2	0.07	2	395557	02/17/26	03/09/26	HQN
Endrin	ND		ug/L	0.2	0.02	2	395557	02/17/26	03/09/26	HQN
Endosulfan II	ND		ug/L	0.2	0.04	2	395557	02/17/26	03/09/26	HQN
Endosulfan sulfate	ND		ug/L	0.2	0.02	2	395557	02/17/26	03/09/26	HQN
4,4'-DDD	ND		ug/L	0.2	0.06	2	395557	02/17/26	03/09/26	HQN
Endrin aldehyde	ND		ug/L	0.2	0.07	2	395557	02/17/26	03/09/26	HQN
Endrin ketone	ND		ug/L	0.2	0.06	2	395557	02/17/26	03/09/26	HQN
4,4'-DDT	ND		ug/L	0.2	0.2	2	395557	02/17/26	03/09/26	HQN
Methoxychlor	ND		ug/L	0.2	0.08	2	395557	02/17/26	03/09/26	HQN
Toxaphene	ND		ug/L	3.9	0.9	2	395557	02/17/26	03/09/26	HQN
Chlordane (Technical)	**1.2**	J	ug/L	2.0	0.4	2	395557	02/17/26	03/09/26	HQN
Surrogates				**Limits**						
TCMX	38%		%REC	29-120		2	395557	02/17/26	03/09/26	HQN
Decachlorobiphenyl	36%		%REC	33-132		2	395557	02/17/26	03/09/26	HQN
Method: EPA 8082 Prep Method: EPA 3510C										
Aroclor-1016	ND		ug/L	0.49	0.30	0.98	395557	02/17/26	03/09/26	HQN

Results for any subcontracted analyses are not included in this section.

ENTHALPY ANALYTICAL

Analysis Results for 553207

553207-002 Analyte	Result	Qual	Units	RL	MDL	DF	Batch	Prepared	Analyzed	Chemist
Aroclor-1221	ND		ug/L	0.49	0.46	0.98	395557	02/17/26	03/09/26	HQN
Aroclor-1232	ND		ug/L	0.49	0.27	0.98	395557	02/17/26	03/09/26	HQN
Aroclor-1242	ND		ug/L	0.49	0.28	0.98	395557	02/17/26	03/09/26	HQN
Aroclor-1248	ND		ug/L	0.49	0.23	0.98	395557	02/17/26	03/09/26	HQN
Aroclor-1254	**0.77**		ug/L	0.49	0.26	0.98	395557	02/17/26	03/09/26	HQN
Aroclor-1260	ND		ug/L	0.49	0.33	0.98	395557	02/17/26	03/09/26	HQN
Aroclor-1262	ND		ug/L	0.49	0.29	0.98	395557	02/17/26	03/09/26	HQN
Aroclor-1268	ND		ug/L	0.49	0.25	0.98	395557	02/17/26	03/09/26	HQN
Surrogates				**Limits**						
Decachlorobiphenyl (PCB)	37%		%REC	28-138		0.98	395557	02/17/26	03/09/26	HQN
Method: EPA 8260B Prep Method: EPA 5030B										
Carbon Disulfide	ND		ug/L	5.0	0.1	1	395486	02/17/26	02/17/26	TCN
Chloroprene	ND		ug/L	200	2.7	1	395486	02/17/26	02/17/26	TCN
3-Chloropropene	ND		ug/L	5.0	0.2	1	395486	02/17/26	02/17/26	TCN
Ethyl methacrylate	ND		ug/L	50	3.9	1	395486	02/17/26	02/17/26	TCN
Ethanol	ND		ug/L	500	160	1	395486	02/17/26	02/17/26	TCN
2-Hexanone	ND		ug/L	5.0	1.3	1	395486	02/17/26	02/17/26	TCN
Isopropanol (IPA)	ND		ug/L	200	96	1	395486	02/17/26	02/17/26	TCN
Methyl acrylonitrile	ND		ug/L	35	4.2	1	395486	02/17/26	02/17/26	TCN
Vinyl Acetate	ND		ug/L	50	3.2	1	395486	02/17/26	02/17/26	TCN
Acrolein	ND		ug/L	200	2.6	1	395486	02/17/26	02/17/26	TCN
Acrylonitrile	ND		ug/L	10	0.7	1	395486	02/17/26	02/17/26	TCN
Freon 12	ND		ug/L	5.0	0.2	1	395486	02/17/26	02/17/26	TCN
Chloromethane	ND		ug/L	5.0	0.09	1	395486	02/17/26	02/17/26	TCN
Vinyl Chloride	ND		ug/L	5.0	0.1	1	395486	02/17/26	02/17/26	TCN
Bromomethane	ND		ug/L	5.0	0.1	1	395486	02/17/26	02/17/26	TCN
Chloroethane	ND		ug/L	5.0	0.1	1	395486	02/17/26	02/17/26	TCN
Trichlorofluoromethane	ND		ug/L	5.0	0.1	1	395486	02/17/26	02/17/26	TCN
Iodomethane	ND		ug/L	5.0		1	395486	02/17/26	02/17/26	TCN
Acetone	ND		ug/L	100	14	1	395486	02/17/26	02/17/26	TCN
Freon 113	ND		ug/L	5.0	0.1	1	395486	02/17/26	02/17/26	TCN
1,1-Dichloroethene	ND		ug/L	5.0	0.1	1	395486	02/17/26	02/17/26	TCN
Methylene Chloride	ND		ug/L	10	0.2	1	395486	02/17/26	02/17/26	TCN
MTBE	ND		ug/L	5.0	0.1	1	395486	02/17/26	02/17/26	TCN
trans-1,2-Dichloroethene	ND		ug/L	5.0	0.1	1	395486	02/17/26	02/17/26	TCN
1,1-Dichloroethane	ND		ug/L	5.0	0.09	1	395486	02/17/26	02/17/26	TCN
2-Butanone	ND		ug/L	10	1.3	1	395486	02/17/26	02/17/26	TCN
cis-1,2-Dichloroethene	ND		ug/L	5.0	0.1	1	395486	02/17/26	02/17/26	TCN
2,2-Dichloropropane	ND		ug/L	5.0	0.2	1	395486	02/17/26	02/17/26	TCN
Chloroform	ND		ug/L	5.0	0.08	1	395486	02/17/26	02/17/26	TCN
Bromochloromethane	ND		ug/L	5.0	0.1	1	395486	02/17/26	02/17/26	TCN
1,1,1-Trichloroethane	ND		ug/L	5.0	0.1	1	395486	02/17/26	02/17/26	TCN
1,1-Dichloropropene	ND		ug/L	5.0	0.1	1	395486	02/17/26	02/17/26	TCN
Carbon Tetrachloride	ND		ug/L	5.0	0.1	1	395486	02/17/26	02/17/26	TCN
1,2-Dichloroethane	ND		ug/L	5.0	0.2	1	395486	02/17/26	02/17/26	TCN
Benzene	ND		ug/L	1.0	0.1	1	395486	02/17/26	02/17/26	TCN
Trichloroethene	ND		ug/L	5.0	0.1	1	395486	02/17/26	02/17/26	TCN
1,2-Dichloropropane	ND		ug/L	5.0	0.09	1	395486	02/17/26	02/17/26	TCN
Bromodichloromethane	ND		ug/L	5.0	0.07	1	395486	02/17/26	02/17/26	TCN
Dibromomethane	ND		ug/L	5.0	0.1	1	395486	02/17/26	02/17/26	TCN
4-Methyl-2-Pentanone	ND		ug/L	5.0	1.0	1	395486	02/17/26	02/17/26	TCN

Results for any subcontracted analyses are not included in this section.

ENTHALPY ANALYTICAL

Analysis Results for 553207

553207-002 Analyte	Result	Qual	Units	RL	MDL	DF	Batch	Prepared	Analyzed	Chemist
cis-1,3-Dichloropropene	ND		ug/L	5.0	0.1	1	395486	02/17/26	02/17/26	TCN
Toluene	ND		ug/L	5.0	0.1	1	395486	02/17/26	02/17/26	TCN
trans-1,3-Dichloropropene	ND		ug/L	5.0	0.09	1	395486	02/17/26	02/17/26	TCN
1,1,2-Trichloroethane	ND		ug/L	5.0	0.1	1	395486	02/17/26	02/17/26	TCN
1,3-Dichloropropane	ND		ug/L	5.0	0.07	1	395486	02/17/26	02/17/26	TCN
Tetrachloroethene	ND		ug/L	5.0	0.2	1	395486	02/17/26	02/17/26	TCN
Dibromochloromethane	ND		ug/L	5.0	0.1	1	395486	02/17/26	02/17/26	TCN
1,2-Dibromoethane	ND		ug/L	5.0	0.1	1	395486	02/17/26	02/17/26	TCN
Chlorobenzene	ND		ug/L	5.0	0.1	1	395486	02/17/26	02/17/26	TCN
1,1,1,2-Tetrachloroethane	ND		ug/L	5.0	0.07	1	395486	02/17/26	02/17/26	TCN
Ethylbenzene	ND		ug/L	5.0	0.1	1	395486	02/17/26	02/17/26	TCN
m,p-Xylenes	ND		ug/L	5.0	0.2	1	395486	02/17/26	02/17/26	TCN
o-Xylene	ND		ug/L	5.0	0.1	1	395486	02/17/26	02/17/26	TCN
Styrene	ND		ug/L	5.0	0.1	1	395486	02/17/26	02/17/26	TCN
Bromoform	ND		ug/L	5.0	0.06	1	395486	02/17/26	02/17/26	TCN
Isopropylbenzene	ND		ug/L	5.0	0.1	1	395486	02/17/26	02/17/26	TCN
1,1,2,2-Tetrachloroethane	ND		ug/L	5.0	0.1	1	395486	02/17/26	02/17/26	TCN
1,2,3-Trichloropropane	ND		ug/L	5.0	0.3	1	395486	02/17/26	02/17/26	TCN
Propylbenzene	ND		ug/L	5.0	0.1	1	395486	02/17/26	02/17/26	TCN
Bromobenzene	ND		ug/L	5.0	0.1	1	395486	02/17/26	02/17/26	TCN
1,3,5-Trimethylbenzene	ND		ug/L	5.0	0.1	1	395486	02/17/26	02/17/26	TCN
2-Chlorotoluene	ND		ug/L	5.0	0.1	1	395486	02/17/26	02/17/26	TCN
4-Chlorotoluene	ND		ug/L	5.0	0.2	1	395486	02/17/26	02/17/26	TCN
tert-Butylbenzene	ND		ug/L	5.0	0.1	1	395486	02/17/26	02/17/26	TCN
1,2,4-Trimethylbenzene	ND		ug/L	5.0	0.1	1	395486	02/17/26	02/17/26	TCN
sec-Butylbenzene	ND		ug/L	5.0	0.2	1	395486	02/17/26	02/17/26	TCN
para-Isopropyl Toluene	ND		ug/L	5.0	0.2	1	395486	02/17/26	02/17/26	TCN
1,3-Dichlorobenzene	ND		ug/L	5.0	0.1	1	395486	02/17/26	02/17/26	TCN
1,4-Dichlorobenzene	ND		ug/L	5.0	0.2	1	395486	02/17/26	02/17/26	TCN
n-Butylbenzene	ND		ug/L	5.0	0.1	1	395486	02/17/26	02/17/26	TCN
1,2-Dichlorobenzene	ND		ug/L	5.0	0.1	1	395486	02/17/26	02/17/26	TCN
1,2-Dibromo-3-Chloropropane	ND		ug/L	5.0	0.6	1	395486	02/17/26	02/17/26	TCN
1,2,4-Trichlorobenzene	ND		ug/L	5.0	0.3	1	395486	02/17/26	02/17/26	TCN
Hexachlorobutadiene	ND		ug/L	5.0	0.3	1	395486	02/17/26	02/17/26	TCN
1,2,3-Trichlorobenzene	ND		ug/L	5.0	0.3	1	395486	02/17/26	02/17/26	TCN
cis-1,4-Dichloro-2-butene	ND		ug/L	5.0	0.3	1	395486	02/17/26	02/17/26	TCN
trans-1,4-Dichloro-2-butene	ND		ug/L	5.0	0.3	1	395486	02/17/26	02/17/26	TCN
Xylene (total)	ND		ug/L	5.0		1	395486	02/17/26	02/17/26	TCN
Surrogates				**Limits**						
Dibromofluoromethane	97%		%REC	70-130		1	395486	02/17/26	02/17/26	TCN
1,2-Dichloroethane-d4	105%		%REC	70-130		1	395486	02/17/26	02/17/26	TCN
Toluene-d8	99%		%REC	70-130		1	395486	02/17/26	02/17/26	TCN
Bromofluorobenzene	103%		%REC	70-130		1	395486	02/17/26	02/17/26	TCN
Method: EPA 8270C-SIM Prep Method: EPA 3535										
1,4-Dioxane	ND		ug/L	1.0	0.84	1	395455	02/17/26	02/17/26	ZFA
Surrogates				**Limits**						
1,4-Dioxane-d8 (SUR)	101%		%REC	80-120		1	395455	02/17/26	02/17/26	ZFA
Method: EPA 8270E Prep Method: EPA 3510C										

Results for any subcontracted analyses are not included in this section.

ENTHALPY ANALYTICAL

Analysis Results for 553207

553207-002 Analyte	Result	Qual	Units	RL	MDL	DF	Batch	Prepared	Analyzed	Chemist
Carbazole	ND		ug/L	9.7	2.7	0.97	395481	02/17/26	02/17/26	MSS
N-Nitrosodimethylamine	ND		ug/L	9.7	2.8	0.97	395481	02/17/26	02/17/26	MSS
Aniline	ND		ug/L	9.7	2.8	0.97	395481	02/17/26	02/17/26	MSS
bis(2-Chloroethyl)ether	ND		ug/L	24	3.6	0.97	395481	02/17/26	02/17/26	MSS
2-Chlorophenol	ND		ug/L	9.7	3.5	0.97	395481	02/17/26	02/17/26	MSS
1,3-Dichlorobenzene	ND		ug/L	9.7	3.2	0.97	395481	02/17/26	02/17/26	MSS
1,4-Dichlorobenzene	ND		ug/L	9.7	3.3	0.97	395481	02/17/26	02/17/26	MSS
Benzyl alcohol	ND		ug/L	24	5.6	0.97	395481	02/17/26	02/17/26	MSS
1,2-Dichlorobenzene	ND		ug/L	9.7	3.2	0.97	395481	02/17/26	02/17/26	MSS
bis(2-Chloroisopropyl) ether	ND		ug/L	9.7	3.7	0.97	395481	02/17/26	02/17/26	MSS
N-Nitroso-di-n-propylamine	ND		ug/L	9.7	3.7	0.97	395481	02/17/26	02/17/26	MSS
Hexachloroethane	ND		ug/L	9.7	2.9	0.97	395481	02/17/26	02/17/26	MSS
Nitrobenzene	ND		ug/L	24	8.2	0.97	395481	02/17/26	02/17/26	MSS
Isophorone	ND		ug/L	9.7	3.6	0.97	395481	02/17/26	02/17/26	MSS
2-Nitrophenol	ND		ug/L	9.7	5.3	0.97	395481	02/17/26	02/17/26	MSS
2,4-Dimethylphenol	ND		ug/L	9.7	3.1	0.97	395481	02/17/26	02/17/26	MSS
bis(2-Chloroethoxy)methane	ND		ug/L	9.7	3.6	0.97	395481	02/17/26	02/17/26	MSS
2,4-Dichlorophenol	ND		ug/L	9.7	3.6	0.97	395481	02/17/26	02/17/26	MSS
1,2,4-Trichlorobenzene	ND		ug/L	9.7	3.3	0.97	395481	02/17/26	02/17/26	MSS
4-Chloroaniline	ND		ug/L	9.7	3.0	0.97	395481	02/17/26	02/17/26	MSS
Hexachlorobutadiene	ND		ug/L	9.7	2.2	0.97	395481	02/17/26	02/17/26	MSS
4-Chloro-3-methylphenol	ND		ug/L	9.7	3.5	0.97	395481	02/17/26	02/17/26	MSS
2-Methylnaphthalene	ND		ug/L	9.7	3.3	0.97	395481	02/17/26	02/17/26	MSS
Hexachlorocyclopentadiene	ND		ug/L	24	7.6	0.97	395481	02/17/26	02/17/26	MSS
2,4,6-Trichlorophenol	ND		ug/L	9.7	3.9	0.97	395481	02/17/26	02/17/26	MSS
2,4,5-Trichlorophenol	ND		ug/L	9.7	3.6	0.97	395481	02/17/26	02/17/26	MSS
2-Chloronaphthalene	ND		ug/L	9.7	3.3	0.97	395481	02/17/26	02/17/26	MSS
2-Nitroaniline	ND		ug/L	49	4.2	0.97	395481	02/17/26	02/17/26	MSS
Dimethylphthalate	ND		ug/L	9.7	3.3	0.97	395481	02/17/26	02/17/26	MSS
Acenaphthylene	ND		ug/L	9.7	3.7	0.97	395481	02/17/26	02/17/26	MSS
2,6-Dinitrotoluene	ND		ug/L	9.7	4.3	0.97	395481	02/17/26	02/17/26	MSS
3-Nitroaniline	ND		ug/L	9.7	3.9	0.97	395481	02/17/26	02/17/26	MSS
Acenaphthene	ND		ug/L	9.7	3.1	0.97	395481	02/17/26	02/17/26	MSS
2,4-Dinitrophenol	ND		ug/L	49	14	0.97	395481	02/17/26	02/17/26	MSS
4-Nitrophenol	ND		ug/L	49	8.2	0.97	395481	02/17/26	02/17/26	MSS
Dibenzofuran	ND		ug/L	9.7	3.1	0.97	395481	02/17/26	02/17/26	MSS
2,4-Dinitrotoluene	ND		ug/L	9.7	4.1	0.97	395481	02/17/26	02/17/26	MSS
Diethylphthalate	ND		ug/L	9.7	2.8	0.97	395481	02/17/26	02/17/26	MSS
Fluorene	ND		ug/L	9.7	3.0	0.97	395481	02/17/26	02/17/26	MSS
4-Chlorophenyl-phenylether	ND		ug/L	9.7	3.0	0.97	395481	02/17/26	02/17/26	MSS
4-Nitroaniline	ND		ug/L	9.7	3.2	0.97	395481	02/17/26	02/17/26	MSS
4,6-Dinitro-2-methylphenol	ND		ug/L	49	17	0.97	395481	02/17/26	02/17/26	MSS
N-Nitrosodiphenylamine	ND		ug/L	9.7	3.8	0.97	395481	02/17/26	02/17/26	MSS
1,2-diphenylhydrazine (as azobenzene)	ND		ug/L	9.7	2.8	0.97	395481	02/17/26	02/17/26	MSS
4-Bromophenyl-phenylether	ND		ug/L	9.7	3.2	0.97	395481	02/17/26	02/17/26	MSS
Hexachlorobenzene	ND		ug/L	9.7	2.9	0.97	395481	02/17/26	02/17/26	MSS
Pentachlorophenol	ND		ug/L	24	5.5	0.97	395481	02/17/26	02/17/26	MSS
Phenanthrene	ND		ug/L	9.7	2.8	0.97	395481	02/17/26	02/17/26	MSS
Anthracene	ND		ug/L	9.7	2.7	0.97	395481	02/17/26	02/17/26	MSS
Di-n-butylphthalate	ND		ug/L	9.7	2.9	0.97	395481	02/17/26	02/17/26	MSS
Fluoranthene	ND		ug/L	9.7	2.7	0.97	395481	02/17/26	02/17/26	MSS

Results for any subcontracted analyses are not included in this section.

ENTHALPY ANALYTICAL

Analysis Results for 553207

553207-002 Analyte	Result	Qual	Units	RL	MDL	DF	Batch	Prepared	Analyzed	Chemist
Benzidine	ND		ug/L	49	18	0.97	395481	02/17/26	02/17/26	MSS
Pyrene	ND		ug/L	9.7	2.6	0.97	395481	02/17/26	02/17/26	MSS
Butylbenzylphthalate	ND		ug/L	9.7	3.5	0.97	395481	02/17/26	02/17/26	MSS
3,3'-Dichlorobenzidine	ND		ug/L	24	5.0	0.97	395481	02/17/26	02/17/26	MSS
Benzo(a)anthracene	ND		ug/L	9.7	2.3	0.97	395481	02/17/26	02/17/26	MSS
Chrysene	ND		ug/L	9.7	2.4	0.97	395481	02/17/26	02/17/26	MSS
bis(2-Ethylhexyl)phthalate	ND		ug/L	9.7	3.2	0.97	395481	02/17/26	02/17/26	MSS
Di-n-octylphthalate	ND		ug/L	9.7	4.6	0.97	395481	02/17/26	02/17/26	MSS
Benzo(b)fluoranthene	ND		ug/L	9.7	2.9	0.97	395481	02/17/26	02/17/26	MSS
Benzo(k)fluoranthene	ND		ug/L	9.7	3.0	0.97	395481	02/17/26	02/17/26	MSS
Benzo(a)pyrene	ND		ug/L	9.7	3.1	0.97	395481	02/17/26	02/17/26	MSS
Indeno(1,2,3-cd)pyrene	ND		ug/L	9.7	4.1	0.97	395481	02/17/26	02/17/26	MSS
Dibenz(a,h)anthracene	ND		ug/L	9.7	4.0	0.97	395481	02/17/26	02/17/26	MSS
Benzo(g,h,i)perylene	ND		ug/L	9.7	4.0	0.97	395481	02/17/26	02/17/26	MSS
Surrogates				**Limits**						
2-Fluorophenol	44%		%REC	15-120		0.97	395481	02/17/26	02/17/26	MSS
Phenol-d6	31%		%REC	15-120		0.97	395481	02/17/26	02/17/26	MSS
2,4,6-Tribromophenol	79%		%REC	15-140		0.97	395481	02/17/26	02/17/26	MSS
Nitrobenzene-d5	81%		%REC	15-123		0.97	395481	02/17/26	02/17/26	MSS
2-Fluorobiphenyl	67%		%REC	15-120		0.97	395481	02/17/26	02/17/26	MSS
Terphenyl-d14	84%		%REC	15-120		0.97	395481	02/17/26	02/17/26	MSS
Method: SM 4500-CN-E Prep Method: METHOD										
Cyanide	ND		mg/L	0.0050	0.0017	0.5	395536	02/17/26	02/18/26	JAK
Method: SM 4500-S2-D Prep Method: METHOD										
Sulfide	ND		mg/L	0.10		1	395526	02/17/26	02/17/26	LVL
Method: SM 5310B Prep Method: SM 5310B										
Total Organic Carbon	ND		mg/L	1.0	0.49	1	395528	02/17/26	02/17/26	BDR
Method: SM 9221B Prep Method: METHOD										
Coliform, Total	**>1,600**	H	MPN/100ml	1.8		1	395589	02/17/26 14:26	02/19/26 15:15	LXT
Method: SM 9221F										
Coliform, E. Coli	**1,600**	H	MPN/100ml	1.8		1	395589	02/17/26 14:26	02/19/26 15:15	LXT
Method: SM2130B										
Turbidity	**36,000**		NTU	2.0	1.2	10	395530	02/17/26 14:07	02/17/26 14:07	TRR
Method: SM2320B Prep Method: METHOD										
Bicarbonate	**56**		mg/L	3.0		1.3	395653	02/18/26	02/18/26	WWC
Alkalinity, Total as CaCO3	**60**		mg/L	2.5		1.3	395653	02/18/26	02/18/26	WWC
Method: SM2510B Prep Method: METHOD										
Specific Conductance	**680**		umhos/cm	1.0		1	395466	02/16/26	02/16/26	AAB
Method: SM2540C Prep Method: METHOD										
Total Dissolved Solids	**510**		mg/L	20		2	395465	02/16/26	02/18/26	AAB

Results for any subcontracted analyses are not included in this section.

ENTHALPY ANALYTICAL

Analysis Results for 553207

553207-002 Analyte	Result	Qual	Units	RL	MDL	DF	Batch	Prepared	Analyzed	Chemist
Method: SM2540D Prep Method: METHOD										
Total Suspended Solids	**19,000**		mg/L	0.5		1	395502	02/17/26	02/17/26	JAG
Method: SM5210B Prep Method: METHOD										
Biochemical Oxygen Demand	**11**		mg/L	3.0		1	395456	02/16/26 19:13	02/21/26 15:25	AAB
Method: SM5220D Prep Method: SM 5220D										
Chemical Oxygen Demand	**48**		mg/L	4.0	2.0	1	395517	02/17/26	02/17/26	RDL

>	Value exceeds indicated concentration
BOD5	Estimated result, under-depleted, highest volume replicate reported
H	Holding time was exceeded
J	Estimated value
ND	Not Detected

Results for any subcontracted analyses are not included in this section.

ENTHALPY ANALYTICAL

Batch QC

Type: Blank	Lab ID: QC1341120	Batch: 395496
Matrix: Water	Method: EPA 1664A	Prep Method: METHOD

QC1341120 Analyte	Result	Qual	Units	RL	MDL	Prepared	Analyzed
Total Oil and Grease	ND		mg/L	5.0	0.97	02/17/26	02/18/26

Type: Lab Control Sample	Lab ID: QC1341121	Batch: 395496
Matrix: Water	Method: EPA 1664A	Prep Method: METHOD

QC1341121 Analyte	Result	Spiked	Units	Recovery	Qual	Limits
Total Oil and Grease	36.30	40.00	mg/L	91%		78-114

Type: Lab Control Sample Duplicate	Lab ID: QC1341122	Batch: 395496
Matrix: Water	Method: EPA 1664A	Prep Method: METHOD

QC1341122 Analyte	Result	Spiked	Units	Recovery	Qual	Limits	RPD	RPD Lim
Total Oil and Grease	36.10	40.00	mg/L	90%		78-114	1	18

Type: Blank	Lab ID: QC1341116	Batch: 395497
Matrix: Water	Method: EPA 200.7	Prep Method: EPA 3015A

QC1341116 Analyte	Result	Qual	Units	RL	MDL	Prepared	Analyzed
Calcium	0.22		mg/L	0.10	0.0095	02/17/26	02/17/26
Magnesium	ND		mg/L	0.10	0.017	02/17/26	02/17/26
Potassium	0.90		mg/L	0.50	0.20	02/17/26	02/17/26
Sodium	2.9		mg/L	0.50	0.017	02/17/26	02/18/26

Type: Lab Control Sample	Lab ID: QC1341117	Batch: 395497
Matrix: Water	Method: EPA 200.7	Prep Method: EPA 3015A

QC1341117 Analyte	Result	Spiked	Units	Recovery	Qual	Limits
Calcium	18.51	20.40	mg/L	91%		85-115
Magnesium	18.74	20.40	mg/L	92%		85-115
Potassium	21.10	24.00	mg/L	88%		85-115
Sodium	20.18	20.40	mg/L	99%		85-115

Type: Matrix Spike	Lab ID: QC1341118	Batch: 395497
Matrix (Source ID): Water (552611-002)	Method: EPA 200.7	Prep Method: EPA 3015A

QC1341118 Analyte	Result	Source Sample Result	Spiked	Units	Recovery	Qual	Limits	DF
Calcium	135.0	118.5	20.40	mg/L	81%	NM	75-125	1
Magnesium	38.88	21.34	20.40	mg/L	86%		75-125	1
Potassium	36.60	16.16	24.00	mg/L	85%		75-125	1
Sodium	147.0	130.4	20.40	mg/L	81%	NM	75-125	1

ENTHALPY ANALYTICAL

Batch QC

Type:	Matrix Spike Duplicate	Lab ID:	QC1341119	Batch:	395497
Matrix (Source ID):	Water (552611-002)	Method:	EPA 200.7	Prep Method:	EPA 3015A

QC1341119 Analyte	Result	Source Sample Result	Spiked	Units	Recovery	Qual	Limits	RPD	RPD Lim	DF
Calcium	136.9	118.5	20.40	mg/L	90%	NM	75-125	1	20	1
Magnesium	40.40	21.34	20.40	mg/L	93%		75-125	4	20	1
Potassium	38.12	16.16	24.00	mg/L	92%		75-125	4	20	1
Sodium	148.8	130.4	20.40	mg/L	91%	NM	75-125	1	20	1

Type:	Serial Dilution	Lab ID:	QC1341214	Batch:	395497
Matrix (Source ID):	Water (552611-002)	Method:	EPA 200.7	Prep Method:	EPA 3015A

QC1341214 Analyte	Result	Source Sample Result	Units	Qual	RPD	RPD Lim	DF
Calcium	126.9	118.5	mg/L				5
Magnesium	22.86	21.34	mg/L				5
Potassium	16.66	16.16	mg/L				5
Sodium	140.3	130.4	mg/L				5

Type:	Blank	Lab ID:	QC1341496	Batch:	395627
Matrix:	Water	Method:	EPA 200.7	Prep Method:	EPA 3015A

QC1341496 Analyte	Result	Qual	Units	RL	MDL	Prepared	Analyzed
Iron	ND		mg/L	0.020	0.017	02/18/26	02/18/26

Type:	Lab Control Sample	Lab ID:	QC1341497	Batch:	395627
Matrix:	Water	Method:	EPA 200.7	Prep Method:	EPA 3015A

QC1341497 Analyte	Result	Spiked	Units	Recovery	Qual	Limits
Iron	0.3638	0.4000	mg/L	91%		85-115

Type:	Matrix Spike	Lab ID:	QC1341498	Batch:	395627
Matrix (Source ID):	Water (553258-001)	Method:	EPA 200.7	Prep Method:	EPA 3015A

QC1341498 Analyte	Result	Source Sample Result	Spiked	Units	Recovery	Qual	Limits	DF
Iron	0.5404	0.1591	0.4000	mg/L	95%		75-125	1

Type:	Matrix Spike Duplicate	Lab ID:	QC1341499	Batch:	395627
Matrix (Source ID):	Water (553258-001)	Method:	EPA 200.7	Prep Method:	EPA 3015A

QC1341499 Analyte	Result	Source Sample Result	Spiked	Units	Recovery	Qual	Limits	RPD	RPD Lim	DF
Iron	0.5460	0.1591	0.4000	mg/L	97%		75-125	1	20	1

ENTHALPY ANALYTICAL

Batch QC

Type:	**Serial Dilution**	**Lab ID:**	**QC1341543**	**Batch:**	**395627**
Matrix (Source ID):	**Water (553258-001)**	**Method:**	**EPA 200.7**	**Prep Method:**	**EPA 3015A**

QC1341543 Analyte	Result	Source Sample Result	Units	Qual	RPD	RPD Lim	DF
Iron	0.1572	0.1591	mg/L				5

Type:	**Blank**	**Lab ID:**	**QC1341220**	**Batch:**	**395533**
Matrix:	**Water**	**Method:**	**EPA 200.8**	**Prep Method:**	**EPA 3015A**

QC1341220 Analyte	Result	Qual	Units	RL	MDL	Prepared	Analyzed
Antimony	ND		ug/L	2.0	1.0	02/17/26	02/17/26
Arsenic	ND		ug/L	2.0	0.27	02/17/26	02/17/26
Barium	ND		ug/L	5.0	0.44	02/17/26	02/17/26
Beryllium	ND		ug/L	1.0	0.060	02/17/26	02/17/26
Boron	ND		ug/L	10	7.7	02/17/26	02/17/26
Cadmium	ND		ug/L	1.0	0.072	02/17/26	02/17/26
Chromium	ND		ug/L	5.0	0.43	02/17/26	02/17/26
Cobalt	ND		ug/L	1.0	0.090	02/17/26	02/17/26
Copper	ND		ug/L	3.0	0.96	02/17/26	02/17/26
Lead	ND		ug/L	5.0	0.23	02/17/26	02/17/26
Manganese	ND		ug/L	10	3.8	02/17/26	02/17/26
Nickel	ND		ug/L	5.0	1.3	02/17/26	02/17/26
Selenium	ND		ug/L	2.0	1.9	02/17/26	02/17/26
Silver	ND		ug/L	5.0	0.37	02/17/26	02/17/26
Thallium	ND		ug/L	1.0	0.25	02/17/26	02/17/26
Tin	ND		ug/L	5.0	1.5	02/17/26	02/17/26
Vanadium	ND		ug/L	5.0	0.36	02/17/26	02/17/26
Zinc	ND		ug/L	10	7.6	02/17/26	02/17/26

ENTHALPY ANALYTICAL

Batch QC

Type:	**Lab Control Sample**	**Lab ID:**	**QC1341221**	**Batch:**	**395533**
Matrix:	**Water**	**Method:**	**EPA 200.8**	**Prep Method:**	**EPA 3015A**

QC1341221 Analyte	Result	Spiked	Units	Recovery	Qual	Limits
Antimony	105.6	100.0	ug/L	106%		85-115
Arsenic	98.43	100.0	ug/L	98%		85-115
Barium	98.00	100.0	ug/L	98%		85-115
Beryllium	95.79	100.0	ug/L	96%		85-115
Boron	87.05	100.0	ug/L	87%		85-115
Cadmium	98.83	100.0	ug/L	99%		85-115
Chromium	98.07	100.0	ug/L	98%		85-115
Cobalt	98.09	100.0	ug/L	98%		85-115
Copper	97.18	100.0	ug/L	97%		85-115
Lead	96.42	100.0	ug/L	96%		85-115
Manganese	99.67	100.0	ug/L	100%		85-115
Nickel	99.03	100.0	ug/L	99%		85-115
Selenium	96.10	100.0	ug/L	96%		85-115
Silver	48.82	50.00	ug/L	98%		85-115
Thallium	96.69	100.0	ug/L	97%		85-115
Tin	94.22	100.0	ug/L	94%		85-115
Vanadium	98.58	100.0	ug/L	99%		85-115
Zinc	97.50	100.0	ug/L	97%		85-115

Type:	**Matrix Spike**	**Lab ID:**	**QC1341234**	**Batch:**	**395533**
Matrix (Source ID):	**Water (553180-001)**	**Method:**	**EPA 200.8**	**Prep Method:**	**EPA 3015A**

QC1341234 Analyte	Result	Source Sample Result	Spiked	Units	Recovery	Qual	Limits	DF
Antimony	116.7	6.968	100.0	ug/L	110%		70-130	10
Arsenic	101.4	3.322	100.0	ug/L	98%		70-130	10
Barium	964.1	814.0	100.0	ug/L	150%	NM	70-130	10
Beryllium	102.2	ND	100.0	ug/L	102%		70-130	10
Boron	329.1	205.2	100.0	ug/L	124%	NM	70-130	10
Cadmium	104.2	1.633	100.0	ug/L	103%		70-130	10
Chromium	105.9	6.860	100.0	ug/L	99%		70-130	10
Cobalt	99.19	1.546	100.0	ug/L	98%		70-130	10
Copper	368.2	271.6	100.0	ug/L	97%		70-130	10
Lead	145.5	40.05	100.0	ug/L	105%		70-130	10
Manganese	180.9	78.49	100.0	ug/L	102%		70-130	10
Nickel	117.6	16.29	100.0	ug/L	101%		70-130	10
Selenium	89.36	ND	100.0	ug/L	89%		70-130	10
Silver	50.83	ND	50.00	ug/L	102%		70-130	10
Thallium	100.1	ND	100.0	ug/L	100%		70-130	10
Tin	112.1	2.309	100.0	ug/L	110%		70-130	10
Vanadium	104.1	3.427	100.0	ug/L	101%		70-130	10
Zinc	637.9	538.9	100.0	ug/L	99%	NM	70-130	10

ENTHALPY ANALYTICAL

Batch QC

Type:	Matrix Spike Duplicate	Lab ID:	QC1341235	Batch:	395533
Matrix (Source ID):	Water (553180-001)	Method:	EPA 200.8	Prep Method:	EPA 3015A

QC1341235 Analyte	Result	Source Sample Result	Spiked	Units	Recovery	Qual	Limits	RPD	RPD Lim	DF
Antimony	109.6	6.968	100.0	ug/L	103%		70-130	6	20	10
Arsenic	97.31	3.322	100.0	ug/L	94%		70-130	4	20	10
Barium	922.2	814.0	100.0	ug/L	108%	NM	70-130	4	20	10
Beryllium	92.98	ND	100.0	ug/L	93%		70-130	9	20	10
Boron	323.2	205.2	100.0	ug/L	118%	NM	70-130	2	20	10
Cadmium	96.79	1.633	100.0	ug/L	95%		70-130	7	20	10
Chromium	101.2	6.860	100.0	ug/L	94%		70-130	5	20	10
Cobalt	96.20	1.546	100.0	ug/L	95%		70-130	3	20	10
Copper	366.2	271.6	100.0	ug/L	95%		70-130	1	20	10
Lead	134.0	40.05	100.0	ug/L	94%		70-130	8	20	10
Manganese	194.1	78.49	100.0	ug/L	116%		70-130	7	20	10
Nickel	113.7	16.29	100.0	ug/L	97%		70-130	3	20	10
Selenium	87.64	ND	100.0	ug/L	88%		70-130	2	20	10
Silver	45.79	ND	50.00	ug/L	92%		70-130	10	20	10
Thallium	96.03	ND	100.0	ug/L	96%		70-130	4	20	10
Tin	105.4	2.309	100.0	ug/L	103%		70-130	6	20	10
Vanadium	98.21	3.427	100.0	ug/L	95%		70-130	6	20	10
Zinc	657.3	538.9	100.0	ug/L	118%	NM	70-130	3	20	10

Type:	Matrix Spike	Lab ID:	QC1341236	Batch:	395533
Matrix (Source ID):	Water (553180-002)	Method:	EPA 200.8	Prep Method:	EPA 3015A

QC1341236 Analyte	Result	Source Sample Result	Spiked	Units	Recovery	Qual	Limits	DF
Antimony	113.0	4.489	100.0	ug/L	108%		70-130	10
Arsenic	100.2	1.647	100.0	ug/L	99%		70-130	10
Barium	440.0	340.4	100.0	ug/L	100%		70-130	10
Beryllium	100.9	ND	100.0	ug/L	101%		70-130	10
Boron	244.3	151.2	100.0	ug/L	93%		70-130	10
Cadmium	97.02	ND	100.0	ug/L	97%		70-130	10
Chromium	100.7	2.456	100.0	ug/L	98%		70-130	10
Cobalt	95.79	0.2770	100.0	ug/L	96%		70-130	10
Copper	97.87	11.93	100.0	ug/L	86%		70-130	10
Lead	101.7	3.559	100.0	ug/L	98%		70-130	10
Manganese	124.9	25.62	100.0	ug/L	99%		70-130	10
Nickel	98.75	2.124	100.0	ug/L	97%		70-130	10
Selenium	80.07	ND	100.0	ug/L	80%		70-130	10
Silver	47.63	ND	50.00	ug/L	95%		70-130	10
Thallium	98.31	ND	100.0	ug/L	98%		70-130	10
Tin	94.55	ND	100.0	ug/L	95%		70-130	10
Vanadium	98.69	0.9450	100.0	ug/L	98%		70-130	10
Zinc	154.9	46.01	100.0	ug/L	109%		70-130	10

ENTHALPY ANALYTICAL

Batch QC

Type:	Matrix Spike Duplicate	Lab ID:	QC1341237	Batch:	395533
Matrix (Source ID):	Water (553180-002)	Method:	EPA 200.8	Prep Method:	EPA 3015A

QC1341237 Analyte	Result	Source Sample Result	Spiked	Units	Recovery	Qual	Limits	RPD	RPD Lim	DF
Antimony	106.8	4.489	100.0	ug/L	102%		70-130	6	20	10
Arsenic	102.2	1.647	100.0	ug/L	101%		70-130	2	20	10
Barium	436.0	340.4	100.0	ug/L	96%		70-130	1	20	10
Beryllium	95.08	ND	100.0	ug/L	95%		70-130	6	20	10
Boron	240.9	151.2	100.0	ug/L	90%		70-130	1	20	10
Cadmium	94.94	ND	100.0	ug/L	95%		70-130	2	20	10
Chromium	97.30	2.456	100.0	ug/L	95%		70-130	3	20	10
Cobalt	97.95	0.2770	100.0	ug/L	98%		70-130	2	20	10
Copper	103.4	11.93	100.0	ug/L	91%		70-130	6	20	10
Lead	100.3	3.559	100.0	ug/L	97%		70-130	1	20	10
Manganese	125.1	25.62	100.0	ug/L	99%		70-130	0	20	10
Nickel	99.69	2.124	100.0	ug/L	98%		70-130	1	20	10
Selenium	92.10	ND	100.0	ug/L	92%		70-130	14	20	10
Silver	48.75	ND	50.00	ug/L	98%		70-130	2	20	10
Thallium	96.93	ND	100.0	ug/L	97%		70-130	1	20	10
Tin	96.27	ND	100.0	ug/L	96%		70-130	2	20	10
Vanadium	99.16	0.9450	100.0	ug/L	98%		70-130	0	20	10
Zinc	149.7	46.01	100.0	ug/L	104%		70-130	3	20	10

Type:	Blank	Lab ID:	QC1341089	Batch:	395489
Matrix:	Water	Method:	EPA 245.1	Prep Method:	EPA 245.1

QC1341089 Analyte	Result	Qual	Units	RL	MDL	Prepared	Analyzed
Mercury	ND		ug/L	0.40	0.091	02/17/26	02/17/26

Type:	Lab Control Sample	Lab ID:	QC1341090	Batch:	395489
Matrix:	Water	Method:	EPA 245.1	Prep Method:	EPA 245.1

QC1341090 Analyte	Result	Spiked	Units	Recovery	Qual	Limits
Mercury	4.840	5.000	ug/L	97%		85-115

Type:	Matrix Spike	Lab ID:	QC1341091	Batch:	395489
Matrix (Source ID):	Water (553001-001)	Method:	EPA 245.1	Prep Method:	EPA 245.1

QC1341091 Analyte	Result	Source Sample Result	Spiked	Units	Recovery	Qual	Limits	DF
Mercury	2.199	ND	5.000	ug/L	44%	*	75-125	1

ENTHALPY ANALYTICAL

Batch QC

Type:	**Matrix Spike Duplicate**	**Lab ID:**	**QC1341092**	**Batch:**	**395489**
Matrix (Source ID):	**Water (553001-001)**	**Method:**	**EPA 245.1**	**Prep Method:**	**EPA 245.1**

QC1341092 Analyte	Result	Source Sample Result	Spiked	Units	Recovery	Qual	Limits	RPD	RPD Lim	DF
Mercury	2.204	ND	5.000	ug/L	44%	*	75-125	0	20	1

Type:	**Matrix Spike**	**Lab ID:**	**QC1341093**	**Batch:**	**395489**
Matrix (Source ID):	**Water (553206-002)**	**Method:**	**EPA 245.1**	**Prep Method:**	**EPA 245.1**

QC1341093 Analyte	Result	Source Sample Result	Spiked	Units	Recovery	Qual	Limits	DF
Mercury	859.4	ND	1000	ug/L	86%		75-125	200

Type:	**Matrix Spike Duplicate**	**Lab ID:**	**QC1341094**	**Batch:**	**395489**
Matrix (Source ID):	**Water (553206-002)**	**Method:**	**EPA 245.1**	**Prep Method:**	**EPA 245.1**

QC1341094 Analyte	Result	Source Sample Result	Spiked	Units	Recovery	Qual	Limits	RPD	RPD Lim	DF
Mercury	878.7	ND	1000	ug/L	88%		75-125	2	20	200

Type:	**Blank**	**Lab ID:**	**QC1341047**	**Batch:**	**395480**
Matrix:	**Water**	**Method:**	**EPA 300.0**	**Prep Method:**	**METHOD**

QC1341047 Analyte	Result	Qual	Units	RL	MDL	Prepared	Analyzed
Fluoride	ND		mg/L	0.20	0.062	02/17/26 08:39	02/17/26 10:55
Chloride	ND		mg/L	1.0	0.27	02/17/26 08:39	02/17/26 10:55
Nitrogen, Nitrite	ND		mg/L	0.10	0.01	02/17/26 08:39	02/17/26 10:55
Bromide	ND		mg/L	0.30	0.049	02/17/26 08:39	02/17/26 10:55
Nitrogen, Nitrate	ND		mg/L	0.10	0.05	02/17/26 08:39	02/17/26 10:55
Sulfate	ND		mg/L	1.0	0.26	02/17/26 08:39	02/17/26 10:55

Type:	**Lab Control Sample**	**Lab ID:**	**QC1341048**	**Batch:**	**395480**
Matrix:	**Water**	**Method:**	**EPA 300.0**	**Prep Method:**	**METHOD**

QC1341048 Analyte	Result	Spiked	Units	Recovery	Qual	Limits
Fluoride	9.808	10.00	mg/L	98%		90-110
Chloride	47.55	50.00	mg/L	95%		90-110
Nitrogen, Nitrite	4.461	4.567	mg/L	98%		90-110
Bromide	15.03	15.00	mg/L	100%		90-110
Nitrogen, Nitrate	4.517	4.518	mg/L	100%		90-110
Sulfate	25.16	25.00	mg/L	101%		90-110

ENTHALPY ANALYTICAL

Batch QC

Type:	Matrix Spike	Lab ID:	QC1341051	Batch:	395480
Matrix (Source ID):	Water (552255-001)	Method:	EPA 300.0	Prep Method:	METHOD

QC1341051 Analyte	Result	Source Sample Result	Spiked	Units	Recovery	Qual	Limits	DF
Fluoride	7.736	ND	20.00	mg/L	39%	*	80-129	1
Chloride	399.6	328.3	100.0	mg/L	71%	E,*	80-123	1
Nitrogen, Nitrite	8.773	0.03079	9.134	mg/L	96%		80-122	1
Bromide	18.38	2.839	15.00	mg/L	104%		80-121	1
Nitrogen, Nitrate	9.511	ND	9.036	mg/L	105%		80-123	1
Sulfate	57.34	5.199	50.00	mg/L	104%		79-124	1

Type:	Matrix Spike Duplicate	Lab ID:	QC1341052	Batch:	395480
Matrix (Source ID):	Water (552255-001)	Method:	EPA 300.0	Prep Method:	METHOD

QC1341052 Analyte	Result	Source Sample Result	Spiked	Units	Recovery	Qual	Limits	RPD	RPD Lim	DF
Fluoride	7.458	ND	20.00	mg/L	37%	*	80-129	4	21	1
Chloride	398.0	328.3	100.0	mg/L	70%	E,*	80-123		20	1
Nitrogen, Nitrite	8.484	0.03079	9.134	mg/L	93%		80-122	3	21	1
Bromide	17.94	2.839	15.00	mg/L	101%		80-121	2	20	1
Nitrogen, Nitrate	9.424	ND	9.036	mg/L	104%		80-123	1	20	1
Sulfate	55.75	5.199	50.00	mg/L	101%		79-124	3	20	1

Type:	Blank	Lab ID:	QC1341095	Batch:	395490
Matrix:	Water	Method:	EPA 350.1	Prep Method:	METHOD

QC1341095 Analyte	Result	Qual	Units	RL	MDL	Prepared	Analyzed
Ammonia-N	ND		mg/L	0.10	0.068	02/17/26	02/17/26

Type:	Lab Control Sample	Lab ID:	QC1341096	Batch:	395490
Matrix:	Water	Method:	EPA 350.1	Prep Method:	METHOD

QC1341096 Analyte	Result	Spiked	Units	Recovery	Qual	Limits
Ammonia-N	0.9276	1.000	mg/L	93%		90-110

Type:	Matrix Spike	Lab ID:	QC1341104	Batch:	395490
Matrix (Source ID):	Water (552451-001)	Method:	EPA 350.1	Prep Method:	SM 4500-NH3-G SD

QC1341104 Analyte	Result	Source Sample Result	Spiked	Units	Recovery	Qual	Limits	DF
Ammonia-N	0.9906	ND	1.000	mg/L	99%		90-110	1

ENTHALPY ANALYTICAL

Batch QC

Type:	**Matrix Spike Duplicate**	**Lab ID:**	**QC1341105**	**Batch:**	**395490**
Matrix (Source ID):	**Water (552451-001)**	**Method:**	**EPA 350.1**	**Prep Method:**	**SM 4500-NH3-G SD**

QC1341105 Analyte	Result	Source Sample Result	Spiked	Units	Recovery	Qual	Limits	RPD	RPD Lim	DF
Ammonia-N	0.9784	ND	1.000	mg/L	98%		90-110	1	20	1

Type:	**Blank**	**Lab ID:**	**QC1341160**	**Batch:**	**395514**
Matrix:	**Water**	**Method:**	**EPA 420.1**	**Prep Method:**	**METHOD**

QC1341160 Analyte	Result	Qual	Units	RL	MDL	Prepared	Analyzed
Total Phenolics	ND		mg/L	0.010	0.0056	02/17/26	02/17/26

Type:	**Lab Control Sample**	**Lab ID:**	**QC1341161**	**Batch:**	**395514**
Matrix:	**Water**	**Method:**	**EPA 420.1**	**Prep Method:**	**METHOD**

QC1341161 Analyte	Result	Spiked	Units	Recovery	Qual	Limits
Total Phenolics	0.07000	0.08000	mg/L	88%		80-120

Type:	**Lab Control Sample Duplicate**	**Lab ID:**	**QC1341162**	**Batch:**	**395514**
Matrix:	**Water**	**Method:**	**EPA 420.1**	**Prep Method:**	**METHOD**

QC1341162 Analyte	Result	Spiked	Units	Recovery	Qual	Limits	RPD	RPD Lim
Total Phenolics	0.07000	0.08000	mg/L	88%		80-120	0	20

ENTHALPY ANALYTICAL

Batch QC

Type: Blank	Lab ID: QC1341055	Batch: 395481
Matrix: Water		

QC1341055 Analyte	Result	Qual	Units	RL	MDL	Prepared	Analyzed
Method: EPA 625.1 Prep Method: EPA 3510C							
a-Terpineol	ND		ug/L	10	2.1	02/17/26	02/18/26
Benzoic acid	ND		ug/L	50	11	02/17/26	02/17/26
2-Methylphenol	ND		ug/L	10	3.2	02/17/26	02/17/26
Pyridine	ND		ug/L	10	2.8	02/17/26	02/17/26
Phenol	ND		ug/L	10	2.1	02/17/26	02/17/26
Naphthalene	ND		ug/L	10	3.6	02/17/26	02/17/26
3-,4-Methylphenol	ND		ug/L	10	3.0	02/17/26	02/17/26
Cresol	ND		ug/L	10		02/17/26	02/17/26
Surrogates				**Limits**			
2-Fluorophenol	44%		%REC	36-95		02/17/26	02/17/26
Phenol-d6	28%		%REC	28-82		02/17/26	02/17/26
2,4,6-Tribromophenol	68%		%REC	61-140		02/17/26	02/17/26
Nitrobenzene-d5	83%		%REC	48-123		02/17/26	02/17/26
2-Fluorobiphenyl	64%		%REC	51-105		02/17/26	02/17/26
Terphenyl-d14	81%		%REC	65-117		02/17/26	02/17/26
Method: EPA 8270E Prep Method: EPA 3510C							
Carbazole	ND		ug/L	10	2.8	02/17/26	02/17/26
N-Nitrosodimethylamine	ND		ug/L	10	2.9	02/17/26	02/17/26
Aniline	ND		ug/L	10	2.8	02/17/26	02/17/26
bis(2-Chloroethyl)ether	ND		ug/L	25	3.7	02/17/26	02/17/26
2-Chlorophenol	ND		ug/L	10	3.6	02/17/26	02/17/26
1,3-Dichlorobenzene	ND		ug/L	10	3.3	02/17/26	02/17/26
1,4-Dichlorobenzene	ND		ug/L	10	3.4	02/17/26	02/17/26
Benzyl alcohol	ND		ug/L	25	5.8	02/17/26	02/17/26
1,2-Dichlorobenzene	ND		ug/L	10	3.3	02/17/26	02/17/26
bis(2-Chloroisopropyl) ether	ND		ug/L	10	3.8	02/17/26	02/17/26
N-Nitroso-di-n-propylamine	ND		ug/L	10	3.9	02/17/26	02/17/26
Hexachloroethane	ND		ug/L	10	3.0	02/17/26	02/17/26
Nitrobenzene	ND		ug/L	25	8.4	02/17/26	02/17/26
Isophorone	ND		ug/L	10	3.7	02/17/26	02/17/26
2-Nitrophenol	ND		ug/L	10	5.4	02/17/26	02/17/26
2,4-Dimethylphenol	ND		ug/L	10	3.2	02/17/26	02/17/26
bis(2-Chloroethoxy)methane	ND		ug/L	10	3.7	02/17/26	02/17/26
2,4-Dichlorophenol	ND		ug/L	10	3.7	02/17/26	02/17/26
1,2,4-Trichlorobenzene	ND		ug/L	10	3.4	02/17/26	02/17/26
4-Chloroaniline	ND		ug/L	10	3.1	02/17/26	02/17/26
Hexachlorobutadiene	ND		ug/L	10	2.2	02/17/26	02/17/26
4-Chloro-3-methylphenol	ND		ug/L	10	3.6	02/17/26	02/17/26
2-Methylnaphthalene	ND		ug/L	10	3.4	02/17/26	02/17/26
Hexachlorocyclopentadiene	ND		ug/L	25	7.8	02/17/26	02/17/26
2,4,6-Trichlorophenol	ND		ug/L	10	4.1	02/17/26	02/17/26
2,4,5-Trichlorophenol	ND		ug/L	10	3.7	02/17/26	02/17/26
2-Chloronaphthalene	ND		ug/L	10	3.4	02/17/26	02/17/26
2-Nitroaniline	ND		ug/L	50	4.3	02/17/26	02/17/26

ENTHALPY ANALYTICAL

Batch QC

QC1341055 Analyte	Result	Qual	Units	RL	MDL	Prepared	Analyzed
Dimethylphthalate	ND		ug/L	10	3.4	02/17/26	02/17/26
Acenaphthylene	ND		ug/L	10	3.9	02/17/26	02/17/26
2,6-Dinitrotoluene	ND		ug/L	10	4.4	02/17/26	02/17/26
3-Nitroaniline	ND		ug/L	10	4.0	02/17/26	02/17/26
Acenaphthene	ND		ug/L	10	3.2	02/17/26	02/17/26
2,4-Dinitrophenol	ND		ug/L	50	15	02/17/26	02/17/26
4-Nitrophenol	ND		ug/L	50	8.5	02/17/26	02/17/26
Dibenzofuran	ND		ug/L	10	3.2	02/17/26	02/17/26
2,4-Dinitrotoluene	ND		ug/L	10	4.3	02/17/26	02/17/26
Diethylphthalate	ND		ug/L	10	2.9	02/17/26	02/17/26
Fluorene	ND		ug/L	10	3.1	02/17/26	02/17/26
4-Chlorophenyl-phenylether	ND		ug/L	10	3.1	02/17/26	02/17/26
4-Nitroaniline	ND		ug/L	10	3.3	02/17/26	02/17/26
4,6-Dinitro-2-methylphenol	ND		ug/L	50	17	02/17/26	02/17/26
N-Nitrosodiphenylamine	ND		ug/L	10	4.0	02/17/26	02/17/26
1,2-diphenylhydrazine (as azobenzene)	ND		ug/L	10	2.9	02/17/26	02/17/26
4-Bromophenyl-phenylether	ND		ug/L	10	3.3	02/17/26	02/17/26
Hexachlorobenzene	ND		ug/L	10	3.0	02/17/26	02/17/26
Pentachlorophenol	ND		ug/L	25	5.7	02/17/26	02/17/26
Phenanthrene	ND		ug/L	10	2.9	02/17/26	02/17/26
Anthracene	ND		ug/L	10	2.8	02/17/26	02/17/26
Di-n-butylphthalate	ND		ug/L	10	3.0	02/17/26	02/17/26
Fluoranthene	ND		ug/L	10	2.8	02/17/26	02/17/26
Benzidine	ND		ug/L	50	19	02/17/26	02/17/26
Pyrene	ND		ug/L	10	2.7	02/17/26	02/17/26
Butylbenzylphthalate	ND		ug/L	10	3.6	02/17/26	02/17/26
3,3'-Dichlorobenzidine	ND		ug/L	25	5.2	02/17/26	02/17/26
Benzo(a)anthracene	ND		ug/L	10	2.4	02/17/26	02/17/26
Chrysene	ND		ug/L	10	2.5	02/17/26	02/17/26
bis(2-Ethylhexyl)phthalate	ND		ug/L	10	3.3	02/17/26	02/17/26
Di-n-octylphthalate	ND		ug/L	10	4.7	02/17/26	02/17/26
Benzo(b)fluoranthene	ND		ug/L	10	3.0	02/17/26	02/17/26
Benzo(k)fluoranthene	ND		ug/L	10	3.1	02/17/26	02/17/26
Benzo(a)pyrene	ND		ug/L	10	3.1	02/17/26	02/17/26
Indeno(1,2,3-cd)pyrene	ND		ug/L	10	4.2	02/17/26	02/17/26
Dibenz(a,h)anthracene	ND		ug/L	10	4.2	02/17/26	02/17/26
Benzo(g,h,i)perylene	ND		ug/L	10	4.1	02/17/26	02/17/26
Surrogates				**Limits**			
2-Fluorophenol	44%		%REC	15-120		02/17/26	02/17/26
Phenol-d6	28%		%REC	15-120		02/17/26	02/17/26
2,4,6-Tribromophenol	68%		%REC	15-140		02/17/26	02/17/26
Nitrobenzene-d5	83%		%REC	15-123		02/17/26	02/17/26
2-Fluorobiphenyl	64%		%REC	15-120		02/17/26	02/17/26
Terphenyl-d14	81%		%REC	15-120		02/17/26	02/17/26

ENTHALPY ANALYTICAL

Batch QC

Type: Lab Control Sample **Lab ID:** QC1341056 **Batch:** 395481
Matrix: Water

QC1341056 Analyte	Result	Spiked	Units	Recovery	Qual	Limits
Method: EPA 625.1 Prep Method: EPA 3510C						
2-Methylphenol	37.16	75.00	ug/L	50%		44-120
Pyridine	32.22	75.00	ug/L	43%		13-120
Phenol	17.44	75.00	ug/L	23%		10-85
Naphthalene	39.65	75.00	ug/L	53%		23-133
3-,4-Methylphenol	34.52	75.00	ug/L	46%		40-120
Surrogates						
2-Fluorophenol	14.06	40.00	ug/L	35%	*	36-95
Phenol-d6	9.404	40.00	ug/L	24%	*	28-82
2,4,6-Tribromophenol	32.39	40.00	ug/L	81%		61-140
Nitrobenzene-d5	27.14	40.00	ug/L	68%		48-123
2-Fluorobiphenyl	20.08	40.00	ug/L	50%	*	51-105
Terphenyl-d14	37.36	40.00	ug/L	93%		65-117
Method: EPA 8270E Prep Method: EPA 3510C						
Phenol	17.44	75.00	ug/L	23%		14-120
2-Chlorophenol	39.77	75.00	ug/L	53%		46-120
1,4-Dichlorobenzene	35.25	75.00	ug/L	47%		42-120
3-,4-Methylphenol	34.52	75.00	ug/L	46%		40-120
N-Nitroso-di-n-propylamine	44.12	75.00	ug/L	59%		54-121
2,4-Dimethylphenol	43.49	75.00	ug/L	58%		48-120
1,2,4-Trichlorobenzene	37.20	75.00	ug/L	50%		45-120
4-Chloro-3-methylphenol	51.10	75.00	ug/L	68%		60-121
2,4,5-Trichlorophenol	59.96	75.00	ug/L	80%	b	62-124
Acenaphthene	42.74	75.00	ug/L	57%		56-120
4-Nitrophenol	43.01	75.00	ug/L	57%		17-120
2,4-Dinitrotoluene	80.08	75.00	ug/L	107%	b	69-127
Pentachlorophenol	76.69	75.00	ug/L	102%		51-120
Pyrene	74.18	75.00	ug/L	99%		68-123
Chrysene	71.37	75.00	ug/L	95%		66-120
Benzo(b)fluoranthene	68.76	75.00	ug/L	92%		67-120
Surrogates						
2-Fluorophenol	14.06	40.00	ug/L	35%		15-120
Phenol-d6	9.404	40.00	ug/L	24%		15-120
2,4,6-Tribromophenol	32.39	40.00	ug/L	81%		15-140
Nitrobenzene-d5	27.14	40.00	ug/L	68%		15-123
2-Fluorobiphenyl	20.08	40.00	ug/L	50%		15-120
Terphenyl-d14	37.36	40.00	ug/L	93%		15-120

ENTHALPY ANALYTICAL

Batch QC

Type: Lab Control Sample Duplicate **Lab ID:** QC1341057 **Batch:** 395481
Matrix: Water

QC1341057 Analyte	Result	Spiked	Units	Recovery	Qual	Limits	RPD	RPD Lim
Method: EPA 625.1 Prep Method: EPA 3510C								
2-Methylphenol	39.37	75.00	ug/L	52%		44-120	6	51
Pyridine	30.72	75.00	ug/L	41%		13-120	5	62
Phenol	18.32	75.00	ug/L	24%		10-85	5	52
Naphthalene	40.30	75.00	ug/L	54%		23-133	2	50
3-,4-Methylphenol	36.73	75.00	ug/L	49%		40-120	6	51
Surrogates								
2-Fluorophenol	14.05	40.00	ug/L	35%	*	36-95		
Phenol-d6	10.15	40.00	ug/L	25%	*	28-82		
2,4,6-Tribromophenol	30.43	40.00	ug/L	76%		61-140		
Nitrobenzene-d5	28.79	40.00	ug/L	72%		48-123		
2-Fluorobiphenyl	21.55	40.00	ug/L	54%		51-105		
Terphenyl-d14	33.38	40.00	ug/L	83%		65-117		
Method: EPA 8270E Prep Method: EPA 3510C								
Phenol	18.32	75.00	ug/L	24%		14-120	5	52
2-Chlorophenol	41.62	75.00	ug/L	55%		46-120	5	52
1,4-Dichlorobenzene	35.47	75.00	ug/L	47%		42-120	1	53
3-,4-Methylphenol	36.73	75.00	ug/L	49%		40-120	6	51
N-Nitroso-di-n-propylamine	49.94	75.00	ug/L	67%		54-121	12	52
2,4-Dimethylphenol	46.65	75.00	ug/L	62%		48-120	7	52
1,2,4-Trichlorobenzene	39.63	75.00	ug/L	53%		45-120	6	54
4-Chloro-3-methylphenol	55.36	75.00	ug/L	74%		60-121	8	47
2,4,5-Trichlorophenol	63.60	75.00	ug/L	85%	b	62-124	6	46
Acenaphthene	48.58	75.00	ug/L	65%		56-120	13	46
4-Nitrophenol	40.38	75.00	ug/L	54%		17-120	6	44
2,4-Dinitrotoluene	76.59	75.00	ug/L	102%	b	69-127	4	40
Pentachlorophenol	72.50	75.00	ug/L	97%		51-120	6	42
Pyrene	66.28	75.00	ug/L	88%		68-123	11	39
Chrysene	66.42	75.00	ug/L	89%		66-120	7	38
Benzo(b)fluoranthene	63.90	75.00	ug/L	85%		67-120	7	39
Surrogates								
2-Fluorophenol	14.05	40.00	ug/L	35%		15-120		
Phenol-d6	10.15	40.00	ug/L	25%		15-120		
2,4,6-Tribromophenol	30.43	40.00	ug/L	76%		15-140		
Nitrobenzene-d5	28.79	40.00	ug/L	72%		15-123		
2-Fluorobiphenyl	21.55	40.00	ug/L	54%		15-120		
Terphenyl-d14	33.38	40.00	ug/L	83%		15-120		

ENTHALPY ANALYTICAL

Batch QC

Type: Blank	Lab ID: QC1341287	Batch: 395557
Matrix: Water		

QC1341287 Analyte	Result	Qual	Units	RL	MDL	Prepared	Analyzed
Method: EPA 8081A Prep Method: EPA 3510C							
alpha-BHC	ND		ug/L	0.05	0.01	02/17/26	02/18/26
beta-BHC	ND		ug/L	0.05	0.01	02/17/26	02/18/26
gamma-BHC	ND		ug/L	0.05	0.009	02/17/26	02/18/26
delta-BHC	ND		ug/L	0.05	0.01	02/17/26	02/18/26
Heptachlor	ND		ug/L	0.05	0.01	02/17/26	02/18/26
Aldrin	ND		ug/L	0.05	0.01	02/17/26	02/18/26
Heptachlor epoxide	ND		ug/L	0.05	0.01	02/17/26	02/18/26
Endosulfan I	ND		ug/L	0.05	0.01	02/17/26	02/18/26
Dieldrin	ND		ug/L	0.1	0.01	02/17/26	02/18/26
4,4'-DDE	ND		ug/L	0.1	0.01	02/17/26	02/18/26
Endrin	ND		ug/L	0.1	0.01	02/17/26	02/18/26
Endosulfan II	ND		ug/L	0.1	0.02	02/17/26	02/18/26
Endosulfan sulfate	ND		ug/L	0.1	0.01	02/17/26	02/18/26
4,4'-DDD	ND		ug/L	0.1	0.01	02/17/26	02/18/26
Endrin aldehyde	ND		ug/L	0.1	0.02	02/17/26	02/18/26
Endrin ketone	ND		ug/L	0.1	0.02	02/17/26	02/18/26
4,4'-DDT	ND		ug/L	0.1	0.04	02/17/26	02/18/26
Methoxychlor	ND		ug/L	0.1	0.03	02/17/26	02/18/26
Toxaphene	ND		ug/L	2.0	0.4	02/17/26	02/18/26
Chlordane (Technical)	ND		ug/L	1.0	0.2	02/17/26	02/18/26
Surrogates				**Limits**			
TCMX	68%		%REC	29-120		02/17/26	02/18/26
Decachlorobiphenyl	83%		%REC	33-132		02/17/26	02/18/26
Method: EPA 8082 Prep Method: EPA 3510C							
Aroclor-1016	ND		ug/L	0.50	0.30	02/17/26	02/18/26
Aroclor-1221	ND		ug/L	0.50	0.47	02/17/26	02/18/26
Aroclor-1232	ND		ug/L	0.50	0.27	02/17/26	02/18/26
Aroclor-1242	ND		ug/L	0.50	0.29	02/17/26	02/18/26
Aroclor-1248	ND		ug/L	0.50	0.24	02/17/26	02/18/26
Aroclor-1254	ND		ug/L	0.50	0.27	02/17/26	02/18/26
Aroclor-1260	ND		ug/L	0.50	0.33	02/17/26	02/18/26
Aroclor-1262	ND		ug/L	0.50	0.29	02/17/26	02/18/26
Aroclor-1268	ND		ug/L	0.50	0.26	02/17/26	02/18/26
Surrogates				**Limits**			
Decachlorobiphenyl (PCB)	71%		%REC	28-138		02/17/26	02/18/26

ENTHALPY ANALYTICAL

Batch QC

Type:	**Lab Control Sample**	**Lab ID:**	**QC1341288**	**Batch:**	**395557**
Matrix:	**Water**	**Method:**	**EPA 8081A**	**Prep Method:**	**EPA 3510C**

QC1341288 Analyte	Result	Spiked	Units	Recovery	Qual	Limits
alpha-BHC	0.4565	0.5000	ug/L	91%		66-121
beta-BHC	0.4739	0.5000	ug/L	95%		73-120
gamma-BHC	0.4541	0.5000	ug/L	91%		68-125
delta-BHC	0.4924	0.5000	ug/L	98%		68-131
Heptachlor	0.4546	0.5000	ug/L	91%		63-120
Aldrin	0.3598	0.5000	ug/L	72%		56-120
Heptachlor epoxide	0.4234	0.5000	ug/L	85%		65-120
Endosulfan I	0.4246	0.5000	ug/L	85%	#	68-124
Dieldrin	0.4264	0.5000	ug/L	85%		66-124
4,4'-DDE	0.4317	0.5000	ug/L	86%	#	67-131
Endrin	0.4496	0.5000	ug/L	90%		68-135
Endosulfan II	0.4690	0.5000	ug/L	94%		71-130
Endosulfan sulfate	0.4609	0.5000	ug/L	92%		68-128
4,4'-DDD	0.4920	0.5000	ug/L	98%		65-130
Endrin aldehyde	0.4266	0.5000	ug/L	85%		67-124
Endrin ketone	0.4939	0.5000	ug/L	99%		69-137
4,4'-DDT	0.4696	0.5000	ug/L	94%		65-136
Methoxychlor	0.5005	0.5000	ug/L	100%		69-150
Surrogates						
TCMX	0.3682	0.5000	ug/L	74%		29-120
Decachlorobiphenyl	0.4809	0.5000	ug/L	96%		33-132

ENTHALPY ANALYTICAL

Batch QC

Type:	Lab Control Sample Duplicate	Lab ID:	QC1341289	Batch:	395557
Matrix:	Water	Method:	EPA 8081A	Prep Method:	EPA 3510C

QC1341289 Analyte	Result	Spiked	Units	Recovery	Qual	Limits	RPD	RPD Lim
alpha-BHC	0.4595	0.5000	ug/L	92%		66-121	1	20
beta-BHC	0.4665	0.5000	ug/L	93%		73-120	2	20
gamma-BHC	0.4525	0.5000	ug/L	90%		68-125	0	20
delta-BHC	0.4865	0.5000	ug/L	97%		68-131	1	20
Heptachlor	0.4399	0.5000	ug/L	88%		63-120	3	24
Aldrin	0.3518	0.5000	ug/L	70%		56-120	2	30
Heptachlor epoxide	0.4068	0.5000	ug/L	81%		65-120	4	20
Endosulfan I	0.4035	0.5000	ug/L	81%	#	68-124	5	20
Dieldrin	0.4124	0.5000	ug/L	82%		66-124	3	22
4,4'-DDE	0.4084	0.5000	ug/L	82%	#	67-131	6	21
Endrin	0.4346	0.5000	ug/L	87%		68-135	3	20
Endosulfan II	0.4515	0.5000	ug/L	90%		71-130	4	21
Endosulfan sulfate	0.4454	0.5000	ug/L	89%		68-128	3	21
4,4'-DDD	0.4639	0.5000	ug/L	93%		65-130	6	22
Endrin aldehyde	0.4102	0.5000	ug/L	82%		67-124	4	20
Endrin ketone	0.4766	0.5000	ug/L	95%		69-137	4	21
4,4'-DDT	0.4398	0.5000	ug/L	88%		65-136	7	23
Methoxychlor	0.4512	0.5000	ug/L	90%		69-150	10	23
Surrogates								
TCMX	0.3704	0.5000	ug/L	74%		29-120		
Decachlorobiphenyl	0.4315	0.5000	ug/L	86%		33-132		

Type:	Lab Control Sample	Lab ID:	QC1341290	Batch:	395557
Matrix:	Water	Method:	EPA 8082	Prep Method:	EPA 3510C

QC1341290 Analyte	Result	Spiked	Units	Recovery	Qual	Limits
Aroclor-1016	4.680	5.000	ug/L	94%		69-120
Aroclor-1260	4.571	5.000	ug/L	91%		72-124
Surrogates						
Decachlorobiphenyl (PCB)	0.3923	0.5000	ug/L	78%		28-138

Type:	Lab Control Sample Duplicate	Lab ID:	QC1341291	Batch:	395557
Matrix:	Water	Method:	EPA 8082	Prep Method:	EPA 3510C

QC1341291 Analyte	Result	Spiked	Units	Recovery	Qual	Limits	RPD	RPD Lim
Aroclor-1016	4.801	5.000	ug/L	96%		69-120	3	22
Aroclor-1260	5.016	5.000	ug/L	100%		72-124	9	25
Surrogates								
Decachlorobiphenyl (PCB)	0.4253	0.5000	ug/L	85%		28-138		

ENTHALPY ANALYTICAL

Batch QC

Type:	**Lab Control Sample**	**Lab ID:**	**QC1341072**	**Batch:**	**395486**
Matrix:	**Water**	**Method:**	**EPA 8260B**	**Prep Method:**	**EPA 5030B**

QC1341072 Analyte	Result	Spiked	Units	Recovery	Qual	Limits
1,1-Dichloroethene	48.00	50.00	ug/L	96%		69-128
MTBE	47.78	50.00	ug/L	96%		66-125
Benzene	46.84	50.00	ug/L	94%		76-121
Trichloroethene	46.88	50.00	ug/L	94%		76-124
Toluene	46.07	50.00	ug/L	92%		76-120
Chlorobenzene	45.85	50.00	ug/L	92%		78-120
Surrogates						
Dibromofluoromethane	50.21	50.00	ug/L	100%		70-130
1,2-Dichloroethane-d4	50.99	50.00	ug/L	102%		70-130
Toluene-d8	50.12	50.00	ug/L	100%		70-130
Bromofluorobenzene	58.75	50.00	ug/L	118%		70-130

Type:	**Lab Control Sample Duplicate**	**Lab ID:**	**QC1341073**	**Batch:**	**395486**
Matrix:	**Water**	**Method:**	**EPA 8260B**	**Prep Method:**	**EPA 5030B**

QC1341073 Analyte	Result	Spiked	Units	Recovery	Qual	Limits	RPD	RPD Lim
1,1-Dichloroethene	51.75	50.00	ug/L	104%		69-128	8	23
MTBE	51.13	50.00	ug/L	102%		66-125	7	22
Benzene	50.77	50.00	ug/L	102%		76-121	8	21
Trichloroethene	49.74	50.00	ug/L	99%		76-124	6	22
Toluene	49.22	50.00	ug/L	98%		76-120	7	21
Chlorobenzene	49.53	50.00	ug/L	99%		78-120	8	20
Surrogates								
Dibromofluoromethane	49.94	50.00	ug/L	100%		70-130		
1,2-Dichloroethane-d4	50.38	50.00	ug/L	101%		70-130		
Toluene-d8	49.46	50.00	ug/L	99%		70-130		
Bromofluorobenzene	59.83	50.00	ug/L	120%		70-130		

ENTHALPY ANALYTICAL

Batch QC

Type:	**Blank**	**Lab ID:**	**QC1341076**	**Batch:**	**395486**
Matrix:	**Water**	**Method:**	**EPA 8260B**	**Prep Method:**	**EPA 5030B**

QC1341076 Analyte	Result	Qual	Units	RL	MDL	Prepared	Analyzed
Carbon Disulfide	ND		ug/L	5.0	0.1	02/17/26	02/17/26
Chloroprene	ND		ug/L	200	2.7	02/17/26	02/17/26
3-Chloropropene	ND		ug/L	5.0	0.2	02/17/26	02/17/26
Ethyl methacrylate	ND		ug/L	50	3.9	02/17/26	02/17/26
Ethanol	ND		ug/L	500	160	02/17/26	02/17/26
2-Hexanone	ND		ug/L	5.0	1.3	02/17/26	02/17/26
Isopropanol (IPA)	ND		ug/L	200	96	02/17/26	02/17/26
Methyl acrylonitrile	ND		ug/L	35	4.2	02/17/26	02/17/26
Vinyl Acetate	ND		ug/L	50	3.2	02/17/26	02/17/26
Acrolein	ND		ug/L	200	2.6	02/17/26	02/17/26
Acrylonitrile	ND		ug/L	10	0.7	02/17/26	02/17/26
Freon 12	ND		ug/L	5.0	0.2	02/17/26	02/17/26
Chloromethane	ND		ug/L	5.0	0.09	02/17/26	02/17/26
Vinyl Chloride	ND		ug/L	5.0	0.1	02/17/26	02/17/26
Bromomethane	ND		ug/L	5.0	0.1	02/17/26	02/17/26
Chloroethane	ND		ug/L	5.0	0.1	02/17/26	02/17/26
Trichlorofluoromethane	ND		ug/L	5.0	0.1	02/17/26	02/17/26
Iodomethane	ND		ug/L	5.0		02/17/26	02/17/26
Acetone	ND		ug/L	100	14	02/17/26	02/17/26
Freon 113	ND		ug/L	5.0	0.1	02/17/26	02/17/26
1,1-Dichloroethene	ND		ug/L	5.0	0.1	02/17/26	02/17/26
Methylene Chloride	ND		ug/L	10	0.2	02/17/26	02/17/26
MTBE	ND		ug/L	5.0	0.1	02/17/26	02/17/26
trans-1,2-Dichloroethene	ND		ug/L	5.0	0.1	02/17/26	02/17/26
1,1-Dichloroethane	ND		ug/L	5.0	0.09	02/17/26	02/17/26
2-Butanone	ND		ug/L	10	1.3	02/17/26	02/17/26
cis-1,2-Dichloroethene	ND		ug/L	5.0	0.1	02/17/26	02/17/26
2,2-Dichloropropane	ND		ug/L	5.0	0.2	02/17/26	02/17/26
Chloroform	ND		ug/L	5.0	0.08	02/17/26	02/17/26
Bromochloromethane	ND		ug/L	5.0	0.1	02/17/26	02/17/26
1,1,1-Trichloroethane	ND		ug/L	5.0	0.1	02/17/26	02/17/26
1,1-Dichloropropene	ND		ug/L	5.0	0.1	02/17/26	02/17/26
Carbon Tetrachloride	ND		ug/L	5.0	0.1	02/17/26	02/17/26
1,2-Dichloroethane	ND		ug/L	5.0	0.2	02/17/26	02/17/26
Benzene	ND		ug/L	1.0	0.1	02/17/26	02/17/26
Trichloroethene	ND		ug/L	5.0	0.1	02/17/26	02/17/26
1,2-Dichloropropane	ND		ug/L	5.0	0.09	02/17/26	02/17/26
Bromodichloromethane	ND		ug/L	5.0	0.07	02/17/26	02/17/26
Dibromomethane	ND		ug/L	5.0	0.1	02/17/26	02/17/26
4-Methyl-2-Pentanone	ND		ug/L	5.0	1.0	02/17/26	02/17/26
cis-1,3-Dichloropropene	ND		ug/L	5.0	0.1	02/17/26	02/17/26
Toluene	ND		ug/L	5.0	0.1	02/17/26	02/17/26
trans-1,3-Dichloropropene	ND		ug/L	5.0	0.09	02/17/26	02/17/26
1,1,2-Trichloroethane	ND		ug/L	5.0	0.1	02/17/26	02/17/26
1,3-Dichloropropane	ND		ug/L	5.0	0.07	02/17/26	02/17/26
Tetrachloroethene	ND		ug/L	5.0	0.2	02/17/26	02/17/26
Dibromochloromethane	ND		ug/L	5.0	0.1	02/17/26	02/17/26

ENTHALPY ANALYTICAL

Batch QC

QC1341076 Analyte	Result	Qual	Units	RL	MDL	Prepared	Analyzed
1,2-Dibromoethane	ND		ug/L	5.0	0.1	02/17/26	02/17/26
Chlorobenzene	ND		ug/L	5.0	0.1	02/17/26	02/17/26
1,1,1,2-Tetrachloroethane	ND		ug/L	5.0	0.07	02/17/26	02/17/26
Ethylbenzene	ND		ug/L	5.0	0.1	02/17/26	02/17/26
m,p-Xylenes	ND		ug/L	5.0	0.2	02/17/26	02/17/26
o-Xylene	ND		ug/L	5.0	0.1	02/17/26	02/17/26
Styrene	ND		ug/L	5.0	0.1	02/17/26	02/17/26
Bromoform	ND		ug/L	5.0	0.06	02/17/26	02/17/26
Isopropylbenzene	ND		ug/L	5.0	0.1	02/17/26	02/17/26
1,1,2,2-Tetrachloroethane	ND		ug/L	5.0	0.1	02/17/26	02/17/26
1,2,3-Trichloropropane	ND		ug/L	5.0	0.3	02/17/26	02/17/26
Propylbenzene	ND		ug/L	5.0	0.1	02/17/26	02/17/26
Bromobenzene	ND		ug/L	5.0	0.1	02/17/26	02/17/26
1,3,5-Trimethylbenzene	ND		ug/L	5.0	0.1	02/17/26	02/17/26
2-Chlorotoluene	ND		ug/L	5.0	0.1	02/17/26	02/17/26
4-Chlorotoluene	ND		ug/L	5.0	0.2	02/17/26	02/17/26
tert-Butylbenzene	ND		ug/L	5.0	0.1	02/17/26	02/17/26
1,2,4-Trimethylbenzene	ND		ug/L	5.0	0.1	02/17/26	02/17/26
sec-Butylbenzene	ND		ug/L	5.0	0.2	02/17/26	02/17/26
para-Isopropyl Toluene	ND		ug/L	5.0	0.2	02/17/26	02/17/26
1,3-Dichlorobenzene	ND		ug/L	5.0	0.1	02/17/26	02/17/26
1,4-Dichlorobenzene	ND		ug/L	5.0	0.2	02/17/26	02/17/26
n-Butylbenzene	ND		ug/L	5.0	0.1	02/17/26	02/17/26
1,2-Dichlorobenzene	ND		ug/L	5.0	0.1	02/17/26	02/17/26
1,2-Dibromo-3-Chloropropane	ND		ug/L	5.0	0.6	02/17/26	02/17/26
1,2,4-Trichlorobenzene	ND		ug/L	5.0	0.3	02/17/26	02/17/26
Hexachlorobutadiene	ND		ug/L	5.0	0.3	02/17/26	02/17/26
1,2,3-Trichlorobenzene	ND		ug/L	5.0	0.3	02/17/26	02/17/26
cis-1,4-Dichloro-2-butene	ND		ug/L	5.0	0.3	02/17/26	02/17/26
trans-1,4-Dichloro-2-butene	ND		ug/L	5.0	0.3	02/17/26	02/17/26
Xylene (total)	ND		ug/L	5.0		02/17/26	02/17/26
Surrogates				**Limits**			
Dibromofluoromethane	99%		%REC	70-130		02/17/26	02/17/26
1,2-Dichloroethane-d4	103%		%REC	70-130		02/17/26	02/17/26
Toluene-d8	99%		%REC	70-130		02/17/26	02/17/26
Bromofluorobenzene	106%		%REC	70-130		02/17/26	02/17/26

ENTHALPY ANALYTICAL

Batch QC

Type:	Matrix Spike	Lab ID:	QC1341144	Batch:	395486
Matrix (Source ID):	Water (552888-002)	Method:	EPA 8260B	Prep Method:	EPA 5030B

QC1341144 Analyte	Result	Source Sample Result	Spiked	Units	Recovery	Qual	Limits	DF
1,1-Dichloroethene	19.62	ND	20.00	ug/L	98%		62-131	1
MTBE	20.46	ND	20.00	ug/L	102%		61-124	1
Benzene	19.36	ND	20.00	ug/L	97%		70-123	1
Trichloroethene	19.65	ND	20.00	ug/L	98%		65-131	1
Toluene	19.06	ND	20.00	ug/L	95%		69-120	1
Chlorobenzene	19.61	ND	20.00	ug/L	98%		72-121	1
Surrogates								
Dibromofluoromethane	50.40		50.00	ug/L	101%		70-130	1
1,2-Dichloroethane-d4	53.54		50.00	ug/L	107%		70-130	1
Toluene-d8	49.63		50.00	ug/L	99%		70-130	1
Bromofluorobenzene	54.23		50.00	ug/L	108%		70-130	1

Type:	Matrix Spike Duplicate	Lab ID:	QC1341145	Batch:	395486
Matrix (Source ID):	Water (552888-002)	Method:	EPA 8260B	Prep Method:	EPA 5030B

QC1341145 Analyte	Result	Source Sample Result	Spiked	Units	Recovery	Qual	Limits	RPD	RPD Lim	DF
1,1-Dichloroethene	18.95	ND	20.00	ug/L	95%		62-131	3	31	1
MTBE	19.83	ND	20.00	ug/L	99%		61-124	3	30	1
Benzene	19.05	ND	20.00	ug/L	95%		70-123	2	31	1
Trichloroethene	19.16	ND	20.00	ug/L	96%		65-131	3	31	1
Toluene	18.95	ND	20.00	ug/L	95%		69-120	1	29	1
Chlorobenzene	19.36	ND	20.00	ug/L	97%		72-121	1	29	1
Surrogates										
Dibromofluoromethane	50.12		50.00	ug/L	100%		70-130			1
1,2-Dichloroethane-d4	53.31		50.00	ug/L	107%		70-130			1
Toluene-d8	49.92		50.00	ug/L	100%		70-130			1
Bromofluorobenzene	53.80		50.00	ug/L	108%		70-130			1

Type:	Blank	Lab ID:	QC1340973	Batch:	395455
Matrix:	Water	Method:	EPA 8270C-SIM	Prep Method:	EPA 3535

QC1340973 Analyte	Result	Qual	Units	RL	MDL	Prepared	Analyzed
1,4-Dioxane	ND		ug/L	1.0	0.84	02/16/26	02/17/26
Surrogates				**Limits**			
1,4-Dioxane-d8 (SUR)	98%		%REC	80-120		02/16/26	02/17/26

ENTHALPY ANALYTICAL

Batch QC

Type:	Lab Control Sample	Lab ID:	QC1340974	Batch:	395455
Matrix:	Water	Method:	EPA 8270C-SIM	Prep Method:	EPA 3535

QC1340974 Analyte	Result	Spiked	Units	Recovery	Qual	Limits
1,4-Dioxane	9.846	10.00	ug/L	98%		79-120
Surrogates						
1,4-Dioxane-d8 (SUR)	9.879	10.00	ug/L	99%		80-120

Type:	Lab Control Sample Duplicate	Lab ID:	QC1340975	Batch:	395455
Matrix:	Water	Method:	EPA 8270C-SIM	Prep Method:	EPA 3535

QC1340975 Analyte	Result	Spiked	Units	Recovery	Qual	Limits	RPD	RPD Lim
1,4-Dioxane	10.64	10.00	ug/L	106%		79-120	8	20
Surrogates								
1,4-Dioxane-d8 (SUR)	10.41	10.00	ug/L	104%		80-120		

Type:	Blank	Lab ID:	QC1341224	Batch:	395536
Matrix:	Water	Method:	SM 4500-CN-E	Prep Method:	METHOD

QC1341224 Analyte	Result	Qual	Units	RL	MDL	Prepared	Analyzed
Cyanide	ND		mg/L	0.0050	0.0017	02/17/26	02/18/26

Type:	Lab Control Sample	Lab ID:	QC1341225	Batch:	395536
Matrix:	Water	Method:	SM 4500-CN-E	Prep Method:	METHOD

QC1341225 Analyte	Result	Spiked	Units	Recovery	Qual	Limits
Cyanide	0.1037	0.1000	mg/L	104%		85-115

Type:	Matrix Spike	Lab ID:	QC1341238	Batch:	395536
Matrix (Source ID):	Water (552937-001)	Method:	SM 4500-CN-E	Prep Method:	METHOD

QC1341238 Analyte	Result	Source Sample Result	Spiked	Units	Recovery	Qual	Limits	DF
Cyanide	0.1029	ND	0.1000	mg/L	103%		80-120	0.5

Type:	Matrix Spike Duplicate	Lab ID:	QC1341239	Batch:	395536
Matrix (Source ID):	Water (552937-001)	Method:	SM 4500-CN-E	Prep Method:	METHOD

QC1341239 Analyte	Result	Source Sample Result	Spiked	Units	Recovery	Qual	Limits	RPD	RPD Lim	DF
Cyanide	0.1012	ND	0.1000	mg/L	101%		80-120	2	20	0.5

ENTHALPY ANALYTICAL

Batch QC

Type:	Matrix Spike	Lab ID:	QC1341240	Batch:	395536
Matrix (Source ID):	Water (552943-001)	Method:	SM 4500-CN-E	Prep Method:	METHOD

QC1341240 Analyte	Result	Source Sample Result	Spiked	Units	Recovery	Qual	Limits	DF
Cyanide	0.1025	ND	0.1000	mg/L	102%		80-120	0.5

Type:	Matrix Spike Duplicate	Lab ID:	QC1341241	Batch:	395536
Matrix (Source ID):	Water (552943-001)	Method:	SM 4500-CN-E	Prep Method:	METHOD

QC1341241 Analyte	Result	Source Sample Result	Spiked	Units	Recovery	Qual	Limits	RPD	RPD Lim	DF
Cyanide	0.08667	ND	0.1000	mg/L	87%		80-120	17	20	0.5

Type:	Blank	Lab ID:	QC1341189	Batch:	395526
Matrix:	Water	Method:	SM 4500-S2-D	Prep Method:	METHOD

QC1341189 Analyte	Result	Qual	Units	RL	MDL	Prepared	Analyzed
Sulfide	ND		mg/L	0.10		02/17/26	02/17/26

Type:	Lab Control Sample	Lab ID:	QC1341190	Batch:	395526
Matrix:	Water	Method:	SM 4500-S2-D	Prep Method:	METHOD

QC1341190 Analyte	Result	Spiked	Units	Recovery	Qual	Limits
Sulfide	0.9000	1.000	mg/L	90%		90-110

Type:	Matrix Spike	Lab ID:	QC1341218	Batch:	395526
Matrix (Source ID):	Water (553203-001)	Method:	SM 4500-S2-D	Prep Method:	METHOD

QC1341218 Analyte	Result	Source Sample Result	Spiked	Units	Recovery	Qual	Limits	DF
Sulfide	0.8000	ND	1.000	mg/L	80%		80-120	1

Type:	Matrix Spike Duplicate	Lab ID:	QC1341219	Batch:	395526
Matrix (Source ID):	Water (553203-001)	Method:	SM 4500-S2-D	Prep Method:	METHOD

QC1341219 Analyte	Result	Source Sample Result	Spiked	Units	Recovery	Qual	Limits	RPD	RPD Lim	DF
Sulfide	0.8000	ND	1.000	mg/L	80%		80-120	0	20	1

Type:	Blank	Lab ID:	QC1341194	Batch:	395528
Matrix:	Water	Method:	SM 5310B	Prep Method:	SM 5310B

QC1341194 Analyte	Result	Qual	Units	RL	MDL	Prepared	Analyzed
Total Organic Carbon	ND		mg/L	1.0	0.49	02/17/26	02/17/26

ENTHALPY ANALYTICAL

Batch QC

Type: Lab Control Sample	Lab ID: QC1341195	Batch: 395528
Matrix: Water	Method: SM 5310B	Prep Method: SM 5310B

QC1341195 Analyte	Result	Spiked	Units	Recovery	Qual	Limits
Total Organic Carbon	22.92	25.00	mg/L	92%		85-115

Type: Matrix Spike	Lab ID: QC1341196	Batch: 395528
Matrix (Source ID): Water (553203-001)	Method: SM 5310B	Prep Method: SM 5310B

QC1341196 Analyte	Result	Source Sample Result	Spiked	Units	Recovery	Qual	Limits	DF
Total Organic Carbon	224.1	197.3	25.00	mg/L	107%	NM	75-125	3

Type: Matrix Spike Duplicate	Lab ID: QC1341197	Batch: 395528
Matrix (Source ID): Water (553203-001)	Method: SM 5310B	Prep Method: SM 5310B

QC1341197 Analyte	Result	Source Sample Result	Spiked	Units	Recovery	Qual	Limits	RPD	RPD Lim	DF
Total Organic Carbon	201.1	197.3	25.00	mg/L	15%	NM	75-125	11	25	3

Type: Sample Duplicate	Lab ID: QC1341211	Batch: 395530
Matrix (Source ID): Water (553203-001)	Method: SM2130B	

QC1341211 Analyte	Result	Source Sample Result	Units	Qual	RPD	RPD Lim	DF
Turbidity	1,457	1459	NTU		0	20	1

Type: Blank	Lab ID: QC1341579	Batch: 395653
Matrix: Water	Method: SM2320B	Prep Method: METHOD

QC1341579 Analyte	Result	Qual	Units	RL	MDL	Prepared	Analyzed
Bicarbonate	ND		mg/L	2.4		02/18/26	02/18/26
Alkalinity, Total as CaCO3	ND		mg/L	2.0		02/18/26	02/18/26

Type: Lab Control Sample	Lab ID: QC1341580	Batch: 395653
Matrix: Water	Method: SM2320B	Prep Method: METHOD

QC1341580 Analyte	Result	Spiked	Units	Recovery	Qual	Limits
Alkalinity, Total as CaCO3	108.2	100.0	mg/L	108%		90-110

ENTHALPY ANALYTICAL

Batch QC

Type:	Sample Duplicate	Lab ID:	QC1341581	Batch:	395653
Matrix (Source ID):	Water (553203-001)	Method:	SM2320B	Prep Method:	METHOD

QC1341581 Analyte	Result	Source Sample Result	Units	Qual	RPD	RPD Lim	DF
Bicarbonate	103.9	102.3	mg/L		2	20	1.3
Alkalinity, Total as CaCO3	85.20	83.85	mg/L		2	20	1.3

Type:	Sample Duplicate	Lab ID:	QC1341011	Batch:	395466
Matrix (Source ID):	Water (553207-001)	Method:	SM2510B	Prep Method:	METHOD

QC1341011 Analyte	Result	Source Sample Result	Units	Qual	RPD	RPD Lim	DF
Specific Conductance	253.4	266.1	umhos/cm		5	20	1

Type:	Blank	Lab ID:	QC1341008	Batch:	395465
Matrix:	Water	Method:	SM2540C	Prep Method:	METHOD

QC1341008 Analyte	Result	Qual	Units	RL	MDL	Prepared	Analyzed
Total Dissolved Solids	ND		mg/L	10		02/16/26	02/18/26

Type:	Lab Control Sample	Lab ID:	QC1341009	Batch:	395465
Matrix:	Water	Method:	SM2540C	Prep Method:	METHOD

QC1341009 Analyte	Result	Spiked	Units	Recovery	Qual	Limits
Total Dissolved Solids	1,018	1000	mg/L	102%		90-110

Type:	Sample Duplicate	Lab ID:	QC1341010	Batch:	395465
Matrix (Source ID):	Water (553207-001)	Method:	SM2540C	Prep Method:	METHOD

QC1341010 Analyte	Result	Source Sample Result	Units	Qual	RPD	RPD Lim	DF
Total Dissolved Solids	242.0	256.0	mg/L		6*	5	2

Type:	Blank	Lab ID:	QC1341133	Batch:	395502
Matrix:	Water	Method:	SM2540D	Prep Method:	METHOD

QC1341133 Analyte	Result	Qual	Units	RL	MDL	Prepared	Analyzed
Total Suspended Solids	ND		mg/L	0.5		02/17/26	02/17/26

Type:	Lab Control Sample	Lab ID:	QC1341134	Batch:	395502
Matrix:	Water	Method:	SM2540D	Prep Method:	METHOD

QC1341134 Analyte	Result	Spiked	Units	Recovery	Qual	Limits
Total Suspended Solids	98.50	100.0	mg/L	99%		90-110

ENTHALPY ANALYTICAL

Batch QC

Type: Lab Control Sample Duplicate **Lab ID:** QC1341135 **Batch:** 395502
Matrix: Water **Method:** SM2540D **Prep Method:** METHOD

QC1341135 Analyte	Result	Spiked	Units	Recovery	Qual	Limits	RPD	RPD Lim
Total Suspended Solids	98.75	100.0	mg/L	99%		90-110	0	5

Type: Sample Duplicate **Lab ID:** QC1341136 **Batch:** 395502
Matrix (Source ID): Water (553203-001) **Method:** SM2540D **Prep Method:** METHOD

QC1341136 Analyte	Result	Source Sample Result	Units	Qual	RPD	RPD Lim	DF
Total Suspended Solids	7,940	7840	mg/L		1	5	1

Type: Blank **Lab ID:** QC1340976 **Batch:** 395456
Matrix: Water **Method:** SM5210B **Prep Method:** METHOD

QC1340976 Analyte	Result	Qual	Units	RL	MDL	Prepared	Analyzed
Biochemical Oxygen Demand	ND		mg/L	3.0		02/16/26 14:46	02/21/26 15:25

Type: Lab Control Sample **Lab ID:** QC1340977 **Batch:** 395456
Matrix: Water **Method:** SM5210B **Prep Method:** METHOD

QC1340977 Analyte	Result	Spiked	Units	Recovery	Qual	Limits
Biochemical Oxygen Demand	193.8	198.0	mg/L	98%		84.6-115.4

Type: Sample Duplicate **Lab ID:** QC1340978 **Batch:** 395456
Matrix (Source ID): Water (553203-001) **Method:** SM5210B **Prep Method:** METHOD

QC1340978 Analyte	Result	Source Sample Result	Units	Qual	RPD	RPD Lim	DF
Biochemical Oxygen Demand	3.720	3.810	mg/L	BOD5	2	30	1

Type: Blank **Lab ID:** QC1341164 **Batch:** 395517
Matrix: Water **Method:** SM5220D **Prep Method:** SM 5220D

QC1341164 Analyte	Result	Qual	Units	RL	MDL	Prepared	Analyzed
Chemical Oxygen Demand	ND		mg/L	4.0	2.0	02/17/26	02/17/26

Type: Lab Control Sample **Lab ID:** QC1341165 **Batch:** 395517
Matrix: Water **Method:** SM5220D **Prep Method:** SM 5220D

QC1341165 Analyte	Result	Spiked	Units	Recovery	Qual	Limits
Chemical Oxygen Demand	90.00	100.0	mg/L	90%		90-110

ENTHALPY ANALYTICAL

Batch QC

Type:	**Matrix Spike**	**Lab ID:**	**QC1341172**	**Batch:**	**395517**
Matrix (Source ID):	**Water (552473-001)**	**Method:**	**SM5220D**	**Prep Method:**	**SM 5220D**

QC1341172 Analyte	Result	Source Sample Result	Spiked	Units	Recovery	Qual	Limits	DF
Chemical Oxygen Demand	92.00	9.000	100.0	mg/L	83%		75-125	2

Type:	**Matrix Spike Duplicate**	**Lab ID:**	**QC1341173**	**Batch:**	**395517**
Matrix (Source ID):	**Water (552473-001)**	**Method:**	**SM5220D**	**Prep Method:**	**SM 5220D**

QC1341173 Analyte	Result	Source Sample Result	Spiked	Units	Recovery	Qual	Limits	RPD	RPD Lim	DF
Chemical Oxygen Demand	94.00	9.000	100.0	mg/L	85%		75-125	2	20	2

#	CCV drift outside limits; average CCV drift within limits per method requirements
*	Value is outside QC limits
BOD5	Estimated result, under-depleted, highest volume replicate reported
E	Response exceeds instrument's linear range
ND	Not Detected
NM	Not Meaningful
b	See narrative

Laboratory Job Number 553207

Subcontracted Products

Pace Laboratories

Date of Report: 02/24/2026

David Tripp

Enthalpy Analytical - Orange
931 West Barkley Avenue
Orange, CA 92868

Client Project:	EO-553207
Pace Project:	Chiquita Canyon Landfill Stormwater
Pace Work Order:	2602486
Invoice ID:	B531845

Enclosed are the results of analyses for samples received by the laboratory on 2/18/2026. If you have any questions concerning this report, please feel free to contact me.

Sincerely,

Contact Person: Ragen Williams
Client Service Rep

Steven Bennett
Operations Manager

The results in this report apply to the samples analyzed in accordance with the chain of custody document. This analytical report must be reproduced in its entirety.
All results listed in this report are for the exclusive use of the submitting party. Pace Analytical assumes no responsibility for report alteration, separation, detachment or third party interpretation.

Table of Contents

Sample Information

Chain of Custody and Cooler Receipt form 3
Laboratory / Client Sample Cross Reference 5

Sample Results

2602486-01 - SOUTH BASIN - WESTERN INLET

Organo-Phosphorus Pesticide Analysis (EPA Method 8141A) 6

2602486-02 - SOUTH BASIN - EASTERN INLET

Organo-Phosphorus Pesticide Analysis (EPA Method 8141A) 7

Quality Control Reports

Organo-Phosphorus Pesticide Analysis (EPA Method 8141A)

Method Blank Analysis 8
Laboratory Control Sample 9

Notes

Notes and Definitions 10

ENTHALPY ANALYTICAL

931 West Barkley Ave
Orange, CA 92868
(714) 771-6900

2602486

RUSH

Subcontract Laboratory:
Pace Laboratories
4100 Atlas Court
Bakersfield, CA 93308
ATTN: Ragen Schallock
PO #: Required, to be sent via email 2602486

Enthalpy Order: EO-553207
PM: David Tripp
Email: david.tripp@enthalpy.com
CC: incomingreports@enthalpy.com
Phone: 657-581-4710

Results Due: RUSH TAT
Report Level: II
Report To: MDL
EDDs: ELM_TransferOut (Standard Excel Transfer EDD, 3 tabs)

Notes:
CHIQUITA Stormwater; Pace please advise regarding RUSH TAT

Sample ID	Collected	Lab ID	# Cont.	Matrix	Analysis Requested	Comment
SOUTH BASIN - WESTERN INLET	16-FEB-2026 09:20	553207-001	1	Water	Organophosphorus Pesticides	-1
SOUTH BASIN - EASTERN INLET	16-FEB-2026 09:30	553207-002	1	Water	Organophosphorus Pesticides	-2

Notes:	Relinquished By:	Received By:
	[signature]	TShet Oliveros
	Date: 2.17.26 16:56	Date: 2/18/26 1004
	Date:	Date:
	Date:	Date:

The results in this report apply to the samples analyzed in accordance with the chain of custody document. This analytical report must be reproduced in its entirety.
All results listed in this report are for the exclusive use of the submitting party. Pace Analytical assumes no responsibility for report alteration, separation, detachment or third party interpretation.

Chain of Custody and Cooler Receipt Form for 2602486 Page 2 of 2

PACE ANALYTICAL — COOLER RECEIPT FORM — Page 1 Of 1

Submission #: 2602486

SHIPPING INFORMATION: Fed Ex ☐ UPS ☐ GSO / GLS ☑ Hand Delivery ☐ Pace Lab Field Service ☐ Other ☐ (Specify)_____

SHIPPING CONTAINER: Ice Chest ☑ None ☐ Box ☐ Other ☐ (Specify)_____

FREE LIQUID: YES ☐ NO ☑ (W) S

Refrigerant: Ice ☑ Blue Ice ☐ None ☐ Other ☐ Comments:

Custody Seals: Ice Chest ☐ Intact? Yes ☐ No ☐ Containers ☐ Intact? Yes ☐ No ☐ None ☑ Comments:

All samples received? Yes ☒ No ☐ All samples containers intact? Yes ☒ No ☐ Description(s) match COC? Yes ☑ No ☐

COC Received ☑ YES ☐ NO

Emissivity: 0.97 Container: N/A Thermometer ID: 366 Date/Time 2/18/26

Temperature: (A) 3.5 °C / (C) 3.6 °C Analyst Init FOZ 1004

SAMPLE CONTAINERS	SAMPLE NUMBERS 1	2	3	4	5	6	7	8	9	10
QT PE UNPRES										
4oz / 8oz / 16oz PE UNPRES										
2oz Cr^{+6}										
QT INORGANIC CHEMICAL METALS										
INORGANIC CHEMICAL METALS 4oz / 8oz / 16oz										
PT CYANIDE										
PT NITROGEN FORMS										
PT TOTAL SULFIDE										
2oz. NITRATE / NITRITE										
PT TOTAL ORGANIC CARBON										
PT CHEMICAL OXYGEN DEMAND										
PtA PHENOLICS										
40ml VOA VIAL TRAVEL BLANK										
40ml VOA VIAL										
QT EPA 1664B										
PT ODOR										
RADIOLOGICAL										
BACTERIOLOGICAL										
40 ml VOA VIAL- 504										
QT EPA 508/608.3/8081A										
QT EPA 515.1/8151A										
QT EPA 525.2										
QT EPA 525.2 TRAVEL BLANK										
40ml EPA 547										
40ml EPA 531.1										
8oz EPA 548.1										
QT EPA 549.2										
QT EPA 8015M										
QT EPA 8270C										
8oz / 16oz / 32oz AMBER	A	A								
8oz / 16oz / 32oz JAR										
SOIL SLEEVE										
PCB VIAL										
PLASTIC BAG										
TEDLAR BAG										
FERROUS IRON										
ENCORE										
SMART KIT										
SUMMA CANISTER										

CHK BY JW DISTRIBUTION SLM SUB OUT ☐

Comments:

Sample Numbering Completed By: FOZ Date/Time: 1008 2/18/26

A = Actual / C = Corrected

Rev 23 05/20/22 [S:\WPDocs\WordPerfect\LAB_DOCS\FORMS\SAMREC rev 20]

The results in this report apply to the samples analyzed in accordance with the chain of custody document. This analytical report must be reproduced in its entirety.
All results listed in this report are for the exclusive use of the submitting party. Pace Analytical assumes no responsibility for report alteration, separation, detachment or third party interpretation.

Pace Analytical®
ENVIRONMENTAL SCIENCES

Enthalpy Analytical - Orange
931 West Barkley Avenue
Orange, CA 92868

Reported: 02/24/2026 17:00
Project: Chiquita Canyon Landfill Stormwater
Project Number: EO-553207
Project Manager: David Tripp

Laboratory / Client Sample Cross Reference

Laboratory	Client Sample Information			
2602486-01	**COC Number:**	---	**Receive Date:**	02/18/2026 10:04
	Project Number:	---	**Sampling Date:**	02/16/2026 09:20
	Sampling Location:	---	**Sample Depth:**	---
	Sampling Point:	SOUTH BASIN - WESTERN INLET	**Lab Matrix:**	Water
	Sampled By:	CLIENT	**Sample Type:**	Water
2602486-02	**COC Number:**	---	**Receive Date:**	02/18/2026 10:04
	Project Number:	---	**Sampling Date:**	02/16/2026 09:30
	Sampling Location:	---	**Sample Depth:**	---
	Sampling Point:	SOUTH BASIN - EASTERN INLET	**Lab Matrix:**	Water
	Sampled By:	CLIENT	**Sample Type:**	Water

The results in this report apply to the samples analyzed in accordance with the chain of custody document. This analytical report must be reproduced in its entirety.
All results listed in this report are for the exclusive use of the submitting party. Pace Analytical assumes no responsibility for report alteration, separation, detachment or third party interpretation.

Pace Analytical®
ENVIRONMENTAL SCIENCES

Enthalpy Analytical - Orange
931 West Barkley Avenue
Orange, CA 92868

Reported: 02/24/2026 17:00
Project: Chiquita Canyon Landfill Stormwater
Project Number: EO-553207
Project Manager: David Tripp

Organo-Phosphorus Pesticide Analysis (EPA Method 8141A)

Pace Sample ID: 2602486-01 | **Client Sample Name:** SOUTH BASIN - WESTERN INLET, 2/16/2026 9:20:00AM, CLIENT

Constituent	Result	Units	PQL	MDL	Method	MB Bias	Lab Quals	DCN
Azinphos methyl	ND	ug/L	0.50	0.12	EPA-8141A	ND		1
Bolstar	ND	ug/L	0.20	0.050	EPA-8141A	ND		1
Chlorpyrifos	ND	ug/L	0.20	0.050	EPA-8141A	ND		1
Coumaphos	ND	ug/L	0.50	0.11	EPA-8141A	ND		1
Demeton O/S	ND	ug/L	0.20	0.056	EPA-8141A	ND		1
Diazinon	ND	ug/L	0.20	0.050	EPA-8141A	ND		1
Dichlorvos	ND	ug/L	0.20	0.050	EPA-8141A	ND		1
Disulfoton	ND	ug/L	0.20	0.050	EPA-8141A	ND		1
Ethoprop	ND	ug/L	0.20	0.052	EPA-8141A	ND		1
Fensulfothion	ND	ug/L	0.20	0.051	EPA-8141A	ND		1
Fenthion	ND	ug/L	0.20	0.050	EPA-8141A	ND		1
Merphos	ND	ug/L	0.20	0.050	EPA-8141A	ND		1
Methyl parathion	ND	ug/L	0.20	0.050	EPA-8141A	ND		1
Mevinphos	ND	ug/L	0.20	0.050	EPA-8141A	ND		1
Naled	ND	ug/L	0.50	0.17	EPA-8141A	ND		1
Phorate	ND	ug/L	0.20	0.066	EPA-8141A	ND		1
Ronnel (Fenchlorphos)	ND	ug/L	0.20	0.050	EPA-8141A	ND		1
Stirophos (Tetrachlorvinphos)	ND	ug/L	0.20	0.082	EPA-8141A	ND		1
Tokuthion (Prothiofos)	ND	ug/L	0.20	0.050	EPA-8141A	ND		1
Trichloronate	ND	ug/L	0.20	0.050	EPA-8141A	ND		1
Triphenylphosphate (Surrogate)	49.2	%	50 - 130 (LCL - UCL)		EPA-8141A		S09	1

DCN	Method	Prep Date	Run Date/Time	Analyst	Instrument	Dilution	QC Batch ID	Prep Method
1	EPA-8141A	02/23/26 10:15	02/24/26 01:59	IJC	GC-18	0.980	B227696	EPA 3510C

DCN = Data Continuation Number

The results in this report apply to the samples analyzed in accordance with the chain of custody document. This analytical report must be reproduced in its entirety.
All results listed in this report are for the exclusive use of the submitting party. Pace Analytical assumes no responsibility for report alteration, separation, detachment or third party interpretation.

Pace Analytical®
ENVIRONMENTAL SCIENCES

Enthalpy Analytical - Orange
931 West Barkley Avenue
Orange, CA 92868

Reported: 02/24/2026 17:00
Project: Chiquita Canyon Landfill Stormwater
Project Number: EO-553207
Project Manager: David Tripp

Organo-Phosphorus Pesticide Analysis (EPA Method 8141A)

Pace Sample ID: 2602486-02 | **Client Sample Name:** SOUTH BASIN - EASTERN INLET, 2/16/2026 9:30:00AM, CLIENT

Constituent	Result	Units	PQL	MDL	Method	MB Bias	Lab Quals	DCN
Azinphos methyl	ND	ug/L	0.50	0.12	EPA-8141A	ND		1
Bolstar	ND	ug/L	0.20	0.050	EPA-8141A	ND		1
Chlorpyrifos	ND	ug/L	0.20	0.050	EPA-8141A	ND		1
Coumaphos	ND	ug/L	0.50	0.11	EPA-8141A	ND		1
Demeton O/S	ND	ug/L	0.20	0.056	EPA-8141A	ND		1
Diazinon	ND	ug/L	0.20	0.050	EPA-8141A	ND		1
Dichlorvos	ND	ug/L	0.20	0.050	EPA-8141A	ND		1
Disulfoton	ND	ug/L	0.20	0.050	EPA-8141A	ND		1
Ethoprop	ND	ug/L	0.20	0.052	EPA-8141A	ND		1
Fensulfothion	ND	ug/L	0.20	0.051	EPA-8141A	ND		1
Fenthion	ND	ug/L	0.20	0.050	EPA-8141A	ND		1
Merphos	ND	ug/L	0.20	0.050	EPA-8141A	ND		1
Methyl parathion	ND	ug/L	0.20	0.050	EPA-8141A	ND		1
Mevinphos	ND	ug/L	0.20	0.050	EPA-8141A	ND		1
Naled	ND	ug/L	0.50	0.17	EPA-8141A	ND		1
Phorate	ND	ug/L	0.20	0.066	EPA-8141A	ND		1
Ronnel (Fenchlorphos)	ND	ug/L	0.20	0.050	EPA-8141A	ND		1
Stirophos (Tetrachlorvinphos)	ND	ug/L	0.20	0.082	EPA-8141A	ND		1
Tokuthion (Prothiofos)	ND	ug/L	0.20	0.050	EPA-8141A	ND		1
Trichloronate	ND	ug/L	0.20	0.050	EPA-8141A	ND		1
Triphenylphosphate (Surrogate)	21.6	%	50 - 130 (LCL - UCL)		EPA-8141A		S09	1

DCN	Method	Prep Date	Run Date/Time	Analyst	Instrument	Dilution	QC Batch ID	Prep Method
1	EPA-8141A	02/23/26 10:15	02/24/26 02:28	IJC	GC-18	0.971	B227696	EPA 3510C

DCN = Data Continuation Number

The results in this report apply to the samples analyzed in accordance with the chain of custody document. This analytical report must be reproduced in its entirety.
All results listed in this report are for the exclusive use of the submitting party. Pace Analytical assumes no responsibility for report alteration, separation, detachment or third party interpretation.

Pace Analytical®
ENVIRONMENTAL SCIENCES

Enthalpy Analytical - Orange
931 West Barkley Avenue
Orange, CA 92868

Reported: 02/24/2026 17:00
Project: Chiquita Canyon Landfill Stormwater
Project Number: EO-553207
Project Manager: David Tripp

Organo-Phosphorus Pesticide Analysis (EPA Method 8141A)

Quality Control Report - Method Blank Analysis

Constituent	QC Sample ID	MB Result	Units	PQL	MDL	Lab Quals	Run #
QC Batch ID: B227696							
Azinphos methyl	B227696-BLK1	ND	ug/L	0.50	0.12		1
Bolstar	B227696-BLK1	ND	ug/L	0.20	0.050		1
Chlorpyrifos	B227696-BLK1	ND	ug/L	0.20	0.050		1
Coumaphos	B227696-BLK1	ND	ug/L	0.50	0.11		1
Demeton O/S	B227696-BLK1	ND	ug/L	0.20	0.056		1
Diazinon	B227696-BLK1	ND	ug/L	0.20	0.050		1
Dichlorvos	B227696-BLK1	ND	ug/L	0.20	0.050		1
Disulfoton	B227696-BLK1	ND	ug/L	0.20	0.050		1
Ethoprop	B227696-BLK1	ND	ug/L	0.20	0.052		1
Fensulfothion	B227696-BLK1	ND	ug/L	0.20	0.051		1
Fenthion	B227696-BLK1	ND	ug/L	0.20	0.050		1
Merphos	B227696-BLK1	ND	ug/L	0.20	0.050		1
Methyl parathion	B227696-BLK1	ND	ug/L	0.20	0.050		1
Mevinphos	B227696-BLK1	ND	ug/L	0.20	0.050		1
Naled	B227696-BLK1	ND	ug/L	0.50	0.17		1
Phorate	B227696-BLK1	ND	ug/L	0.20	0.066		1
Ronnel (Fenchlorphos)	B227696-BLK1	ND	ug/L	0.20	0.050		1
Stirophos (Tetrachlorvinphos)	B227696-BLK1	ND	ug/L	0.20	0.082		1
Tokuthion (Prothiofos)	B227696-BLK1	ND	ug/L	0.20	0.050		1
Trichloronate	B227696-BLK1	ND	ug/L	0.20	0.050		1
Triphenylphosphate (Surrogate)	**B227696-BLK1**	**80.4**	%	**50 - 130 (LCL - UCL)**			1

Run #	QC Sample ID	QC Type	Method	Prep Date	Run Date Time	Analyst	Instrument	Dilution
1	B227696-BLK1	PB	EPA-8141A	02/23/26	02/24/26 00:30	IJC	GC-18	1

The results in this report apply to the samples analyzed in accordance with the chain of custody document. This analytical report must be reproduced in its entirety.
All results listed in this report are for the exclusive use of the submitting party. Pace Analytical assumes no responsibility for report alteration, separation, detachment or third party interpretation.

Pace Analytical®
ENVIRONMENTAL SCIENCES

Enthalpy Analytical - Orange
931 West Barkley Avenue
Orange, CA 92868

Reported: 02/24/2026 17:00
Project: Chiquita Canyon Landfill Stormwater
Project Number: EO-553207
Project Manager: David Tripp

Organo-Phosphorus Pesticide Analysis (EPA Method 8141A)

Quality Control Report - Laboratory Control Sample

Constituent	QC Sample ID	Type	Result	Spike Level	Units	Percent Recovery	RPD	Control Limits Percent Recovery	Control Limits RPD	Lab Quals	Run #
QC Batch ID: B227696											
Bolstar	B227696-BS1	LCS	1.6950	2.0000	ug/L	84.8		50 - 130			1
	B227696-BSD1	LCSD	1.8400	2.0000	ug/L	92.0	8.2	50 - 130	30		2
Chlorpyrifos	B227696-BS1	LCS	1.6650	2.0000	ug/L	83.2		60 - 120			1
	B227696-BSD1	LCSD	1.7150	2.0000	ug/L	85.8	3.0	60 - 120	30		2
Diazinon	B227696-BS1	LCS	1.6300	2.0000	ug/L	81.5		60 - 130			1
	B227696-BSD1	LCSD	1.7300	2.0000	ug/L	86.5	6.0	60 - 130	30		2
Methyl parathion	B227696-BS1	LCS	1.7000	2.0000	ug/L	85.0		60 - 120			1
	B227696-BSD1	LCSD	1.8450	2.0000	ug/L	92.2	8.2	60 - 120	30		2
Mevinphos	B227696-BS1	LCS	1.4050	2.0000	ug/L	70.2		50 - 120			1
	B227696-BSD1	LCSD	1.5250	2.0000	ug/L	76.2	8.2	50 - 120	30		2
Ronnel (Fenchlorphos)	B227696-BS1	LCS	1.6950	2.0000	ug/L	84.8		50 - 120			1
	B227696-BSD1	LCSD	1.8350	2.0000	ug/L	91.8	7.9	50 - 120	30		2
Stirophos (Tetrachlorvinphos)	B227696-BS1	LCS	1.7650	2.0000	ug/L	88.2		50 - 120			1
	B227696-BSD1	LCSD	1.9100	2.0000	ug/L	95.5	7.9	50 - 120	30		2
Triphenylphosphate (Surrogate)	B227696-BS1	LCS	1.7600	2.5000	ug/L	70.4		50 - 130			1
	B227696-BSD1	LCSD	2.1250	2.5000	ug/L	85.0	18.8	50 - 130			2

Run #	QC Sample ID	QC Type	Method	Prep Date	Run Date Time	Analyst	Instrument	Dilution
1	B227696-BS1	LCS	EPA-8141A	02/23/26	02/24/26 00:59	IJC	GC-18	1
2	B227696-BSD1	LCSD	EPA-8141A	02/23/26	02/24/26 01:29	IJC	GC-18	1

The results in this report apply to the samples analyzed in accordance with the chain of custody document. This analytical report must be reproduced in its entirety.
All results listed in this report are for the exclusive use of the submitting party. Pace Analytical assumes no responsibility for report alteration, separation, detachment or third party interpretation.

Enthalpy Analytical - Orange
931 West Barkley Avenue
Orange, CA 92868

Reported: 02/24/2026 17:00
Project: Chiquita Canyon Landfill Stormwater
Project Number: EO-553207
Project Manager: David Tripp

Notes And Definitions

MDL	Method Detection Limit
ND	Analyte Not Detected
PQL	Practical Quantitation Limit
S09	The surrogate recovery for this compound was not within the control limits.

The results in this report apply to the samples analyzed in accordance with the chain of custody document. This analytical report must be reproduced in its entirety.
All results listed in this report are for the exclusive use of the submitting party. Pace Analytical assumes no responsibility for report alteration, separation, detachment or third party interpretation.

Laboratory Job Number 553207

Subcontracted Products

McCampbell Analytical, Inc.

McCampbell Analytical, Inc.

"When Quality Counts"

Analytical Report

WorkOrder:	2602B22	**Amended:**	03/13/2026
		Revision:	1
Report Created for:	Enthalpy Analytical		
	931 West Barkley Avenue Orange, CA 92868		
Project Contact:	David Tripp		
Project P.O.:	079649		
Project:	EO-553207		
Project Location:			
Project Received:	02/18/2026		

Analytical Report reviewed & approved for release on 02/25/2026 by:

Tracy Babjar

Project Manager

The report shall not be reproduced except in full, without the written approval of the laboratory. The analytical results relate only to the items tested. Results reported conform to the most current regulatory standards, where applicable, unless otherwise stated.

1534 Willow Pass Rd. Pittsburg, CA 94565 ♦ TEL: (877) 252-9262 ♦ FAX: (925) 252-9269 ♦ www.mccampbell.com

CA ELAP 1644 ♦ ORELAP (NELAP) 4033 ♦ AIHA-LAP ID#232255 ♦ DoD-ELAP Cert # L22-757

McCampbell Analytical, Inc.
"When Quality Counts"

1534 Willow Pass Road, Pittsburg, CA 94565-1701
Toll Free Telephone: (877) 252-9262 / Fax: (925) 252-9269
http://www.mccampbell.com / E-mail: main@mccampbell.com

Revision History

Client: Enthalpy Analytical **WorkOrder:** 2602B22
Project: EO-553207

Date	Revision	Reason
03/13/2026	1	Revised to report less dilute.

McCampbell Analytical, Inc.
"When Quality Counts"

1534 Willow Pass Road, Pittsburg, CA 94565-1701
Toll Free Telephone: (877) 252-9262 / Fax: (925) 252-9269
http://www.mccampbell.com / E-mail: main@mccampbell.com

Glossary of Terms & Qualifier Definitions

Client: Enthalpy Analytical **WorkOrder:** 2602B22

Project: EO-553207

Glossary Abbreviation

%D	Serial Dilution Percent Difference
95% Interval	95% Confident Interval
CCV	Continuing Calibration Verification.
CCV REC (%)	The % recovery of Continuing Calibration Verification
DF	Dilution Factor
DI WET	(DISTLC) Waste Extraction Test using DI water
DISS	Dissolved (sample filtered using a 0.45 µm filter size)
DLT	Dilution Test (Serial Dilution)
DUP	Duplicate
EDL	Estimated Detection Limit
ITEF	International Toxicity Equivalence Factor
LCS	Laboratory Control Sample
LCS2	Second LCS for the batch. Spike level is lower than that for the first LCS; applicable to method 1633.
LQL	Lowest Quantitation Level
MB	Method Blank
MB IS/SS % Rec	% Recovery of Internal Standard or Surrogate in Method Blank, if applicable
MB SS % Rec	% Recovery of Surrogate in Method Blank, if applicable
MDL	Method Detection Limit [1]
ML	Minimum Level of Quantitation
MS	Matrix Spike
MSD	Matrix Spike Duplicate
NA	Not Applicable
ND	Not detected at or above the indicated MDL (if present) or RL.
NR	Data Not Reported due to matrix interference or insufficient sample amount.
PDS	Post Digestion Spike
PF	Prep Factor
RD	Relative Difference
RL	Reporting Limit [2]
RPD	Relative Percent Difference
RRT	Relative Retention Time
RSD	Relative Standard Deviation
SPK Val	Spike Value
SPKRef Val	Spike Reference Value
SPLP	Synthetic Precipitation Leachate Procedure

[1] MDL is the minimum measured concentration of a substance that can be reported with 99% confidence that the measured concentration is distinguishable from method blank results. Definition and Procedure for the Determination of the Method Detection Limit, Revision 2, 40CFR, Part 136, Appendix B, EPA 821-R-16-006, December 2016. Values are based upon our default extraction volume/amount and are subject to change.

[2] RL is the lowest level that can be reliably determined within specified limits of precision and accuracy during routine laboratory operating conditions. (The RL cannot be lower than the lowest calibration standard used in the initial calibration of the instrument and must be greater than the MDL.) Values are based upon our default extraction volume/amount and are subject to change.

McCampbell Analytical, Inc.
"When Quality Counts"

1534 Willow Pass Road, Pittsburg, CA 94565-1701
Toll Free Telephone: (877) 252-9262 / Fax: (925) 252-9269
http://www.mccampbell.com / E-mail: main@mccampbell.com

Glossary of Terms & Qualifier Definitions

Client: Enthalpy Analytical **WorkOrder:** 2602B22

Project: EO-553207

TCLP	Toxicity Characteristic Leachate Procedure
TEQ	Toxicity Equivalents
TNTC	"Too Numerous to Count;" greater than 250 colonies observed on the plate.
TPH-Diesel	Sample results for semi-volatile TPH (diesel, kerosene, oil, etc) were calculated using a background subtraction procedure to correct for instrument baseline rise (column bleed) as described in Sec 7.7.2.2 of EPA 8015 B, C.
TZA	TimeZone Net Adjustment for sample collected outside of MAI's Coordinated Universal Time (UTC). (Adjustment for Daylight Saving is not accounted.)
WET (STLC)	Waste Extraction Test (Soluble Threshold Limit Concentration)

Analytical Qualifiers

a3	Sample diluted due to high organic content interfering with quantitative/or qualitative analysis.
b1	Aqueous sample that contains greater than ~1 vol. % sediment

McCampbell Analytical, Inc.
"When Quality Counts"

1534 Willow Pass Road, Pittsburg, CA 94565-1701
Toll Free Telephone: (877) 252-9262 / Fax: (925) 252-9269
http://www.mccampbell.com / E-mail: main@mccampbell.com

Analytical Report

Client:	Enthalpy Analytical	**WorkOrder:**	2602B22
Date Received:	02/18/2026 9:54	**Extraction Method:**	E8151A
Date Prepared:	02/19/2026	**Analytical Method:**	E8151A
Project:	EO-553207	**Unit:**	µg/L

Chlorinated Herbicides by GC-ECD

Client ID	Lab ID	Matrix	Date Collected	Instrument FileID	Batch ID
SOUTH BASIN - WESTERN INLET	2602B22-001A	Water	02/16/2026 09:20	GC15A 03112631.D	335931

Analytes	Result	MDL	RL	DF	Date Analyzed
Acifluorfen	ND	0.53	1.0	1	03/11/2026 20:29
Bentazon	ND	0.32	1.0	1	03/11/2026 20:29
Chloramben	ND	0.64	1.0	1	03/11/2026 20:29
2,4-D (Dichlorophenoxyacetic acid)	ND	0.079	0.20	1	03/11/2026 20:29
2,4-DB	ND	0.42	1.0	1	03/11/2026 20:29
Dalapon	ND	0.77	1.0	1	03/11/2026 20:29
DCPA (mono & diacid)	ND	0.50	1.0	1	03/11/2026 20:29
Dicamba	ND	0.074	0.20	1	03/11/2026 20:29
3,5-Dichlorobenzoic Acid	ND	0.24	1.0	1	03/11/2026 20:29
Dichloroprop	ND	0.35	1.0	1	03/11/2026 20:29
Dinoseb (DNBP)	ND	0.30	1.0	1	03/11/2026 20:29
MCPA	ND	1.3	2.0	1	03/11/2026 20:29
MCPP	ND	1.2	2.0	1	03/11/2026 20:29
4-Nitrophenol	ND	0.77	1.0	1	03/11/2026 20:29
Pentachlorophenol (PCP)	ND	0.055	0.20	1	03/11/2026 20:29
Picloram	ND	0.38	1.0	1	03/11/2026 20:29
2,4,5-T (Trichlorophenoxy acetic acid)	ND	0.10	0.20	1	03/11/2026 20:29
2,4,5-TP (Silvex)	ND	0.16	0.50	1	03/11/2026 20:29

Surrogates	REC (%)	Limits	DF	
DCAA	92	60-140	1	03/11/2026 20:29

Analyst(s): DP

Analytical Comments: b1

(Cont.)

CA ELAP 1644 • ORELAP (NELAP) 4033

McCampbell Analytical, Inc.
"When Quality Counts"

1534 Willow Pass Road, Pittsburg, CA 94565-1701
Toll Free Telephone: (877) 252-9262 / Fax: (925) 252-9269
http://www.mccampbell.com / E-mail: main@mccampbell.com

Analytical Report

Client:	Enthalpy Analytical	**WorkOrder:**	2602B22
Date Received:	02/18/2026 9:54	**Extraction Method:**	E8151A
Date Prepared:	02/19/2026	**Analytical Method:**	E8151A
Project:	EO-553207	**Unit:**	µg/L

Chlorinated Herbicides by GC-ECD

Client ID	Lab ID	Matrix	Date Collected	Instrument FileID	Batch ID
SOUTH BASIN - EASTERN INLET	2602B22-002A	Water	02/16/2026 09:30	GC15A 03112632.D	335931

Analytes	Result	MDL	RL	DF	Date Analyzed
Acifluorfen	ND	0.53	1.0	1	03/11/2026 20:54
Bentazon	ND	0.32	1.0	1	03/11/2026 20:54
Chloramben	ND	0.64	1.0	1	03/11/2026 20:54
2,4-D (Dichlorophenoxyacetic acid)	ND	0.079	0.20	1	03/11/2026 20:54
2,4-DB	ND	0.42	1.0	1	03/11/2026 20:54
Dalapon	ND	0.77	1.0	1	03/11/2026 20:54
DCPA (mono & diacid)	ND	0.50	1.0	1	03/11/2026 20:54
Dicamba	ND	0.074	0.20	1	03/11/2026 20:54
3,5-Dichlorobenzoic Acid	ND	0.24	1.0	1	03/11/2026 20:54
Dichloroprop	ND	0.35	1.0	1	03/11/2026 20:54
Dinoseb (DNBP)	ND	0.30	1.0	1	03/11/2026 20:54
MCPA	ND	1.3	2.0	1	03/11/2026 20:54
MCPP	ND	1.2	2.0	1	03/11/2026 20:54
4-Nitrophenol	ND	0.77	1.0	1	03/11/2026 20:54
Pentachlorophenol (PCP)	ND	0.055	0.20	1	03/11/2026 20:54
Picloram	ND	0.38	1.0	1	03/11/2026 20:54
2,4,5-T (Trichlorophenoxy acetic acid)	ND	0.10	0.20	1	03/11/2026 20:54
2,4,5-TP (Silvex)	ND	0.16	0.50	1	03/11/2026 20:54

Surrogates	REC (%)	Limits	DF	
DCAA	82	60-140	1	03/11/2026 20:54

Analyst(s): DP

Analytical Comments: b1

McCampbell Analytical, Inc.
"When Quality Counts"

1534 Willow Pass Road, Pittsburg, CA 94565-1701
Toll Free Telephone: (877) 252-9262 / Fax: (925) 252-9269
http://www.mccampbell.com / E-mail: main@mccampbell.com

Analytical Report

Client:	Enthalpy Analytical	**WorkOrder:**	2602B22
Date Received:	02/18/2026 9:54	**Extraction Method:**	RSK175
Date Prepared:	02/19/2026-02/20/2026	**Analytical Method:**	RSK175
Project:	EO-553207	**Unit:**	µg/L

Dissolved Carbon Dioxide by RSK 175

Client ID	Lab ID	Matrix	Date Collected	Instrument FileID	Batch ID
SOUTH BASIN - WESTERN INLET	2602B22-001B	Water	02/16/2026 09:20	GC26 0219260108.D	336048

Analytes	Result	MDL	RL	DF	Date Analyzed
Carbon Dioxide	**380**	50	50	1	02/19/2026 16:43

Analyst(s): CLO Analytical Comments: b1

Client ID	Lab ID	Matrix	Date Collected	Instrument FileID	Batch ID
SOUTH BASIN - EASTERN INLET	2602B22-002B	Water	02/16/2026 09:30	GC26 0220260904.D	336209

Analytes	Result	MDL	RL	DF	Date Analyzed
Carbon Dioxide	**190**	50	50	1	02/20/2026 10:55

Analyst(s): CLO Analytical Comments: b1

McCampbell Analytical, Inc.
"When Quality Counts"

1534 Willow Pass Road, Pittsburg, CA 94565-1701
Toll Free Telephone: (877) 252-9262 / Fax: (925) 252-9269
http://www.mccampbell.com / E-mail: main@mccampbell.com

Quality Control Report

Client:	Enthalpy Analytical	**WorkOrder:**	2602B22
Date Prepared:	02/19/2026	**BatchID:**	335931
Date Analyzed:	02/24/2026	**Extraction Method:**	E8151A
Instrument:	GC15A	**Analytical Method:**	E8151A
Matrix:	Water	**Unit:**	µg/L
Project:	EO-553207	**Sample ID:**	MB/LCS/LCSD-335931

QC Summary Report for E8151A

Analyte	MB Result	MDL	RL	SPK Val	MB IS/SS %REC	MB IS/SS Limits
Acifluorfen	ND	0.53	1.0	-	-	-
Bentazon	ND	0.32	1.0	-	-	-
Chloramben	ND	0.64	1.0	-	-	-
2,4-D (Dichlorophenoxyacetic acid)	ND	0.079	0.20	-	-	-
2,4-DB	ND	0.42	1.0	-	-	-
Dalapon	ND	0.77	1.0	-	-	-
DCPA (mono & diacid)	ND	0.50	1.0	-	-	-
Dicamba	ND	0.074	0.20	-	-	-
3,5-Dichlorobenzoic Acid	ND	0.24	1.0	-	-	-
Dichloroprop	ND	0.35	1.0	-	-	-
Dinoseb (DNBP)	ND	0.30	1.0	-	-	-
MCPA	ND	1.3	2.0	-	-	-
MCPP	ND	1.2	2.0	-	-	-
4-Nitrophenol	ND	0.77	1.0	-	-	-
Pentachlorophenol (PCP)	ND	0.055	0.20	-	-	-
Picloram	ND	0.38	1.0	-	-	-
2,4,5-T (Trichlorophenoxy acetic acid)	ND	0.10	0.20	-	-	-
2,4,5-TP (Silvex)	ND	0.16	0.50	-	-	-
Surrogate Recovery						
DCAA	8.7			10	87	70-130

(Cont.)

McCampbell Analytical, Inc.
"When Quality Counts"

1534 Willow Pass Road, Pittsburg, CA 94565-1701
Toll Free Telephone: (877) 252-9262 / Fax: (925) 252-9269
http://www.mccampbell.com / E-mail: main@mccampbell.com

Quality Control Report

Client:	Enthalpy Analytical	**WorkOrder:**	2602B22
Date Prepared:	02/19/2026	**BatchID:**	335931
Date Analyzed:	02/24/2026	**Extraction Method:**	E8151A
Instrument:	GC15A	**Analytical Method:**	E8151A
Matrix:	Water	**Unit:**	µg/L
Project:	EO-553207	**Sample ID:**	MB/LCS/LCSD-335931

QC Summary Report for E8151A

Analyte	LCS Result	LCSD Result	SPK Val	LCS %REC	LCSD %REC	LCS/LCSD Limits	RPD	RPD Limit
Acifluorfen	10	10	10	102	102	70-130	0.562	30
Bentazon	11	11	10	112	112	70-130	0.0788	30
Chloramben	12	11	10	116	114	70-130	2.13	30
2,4-D (Dichlorophenoxyacetic acid)	11	11	10	108	106	70-130	2.32	30
2,4-DB	11	11	10	107	107	70-130	0.228	30
Dalapon	10	10	10	103	100	70-130	3.23	30
DCPA (mono & diacid)	9.6	9.3	10	96	93	70-130	3.06	30
Dicamba	10	10	10	103	102	70-130	1.22	30
3,5-Dichlorobenzoic Acid	10	10	10	100	100	70-130	0.560	30
Dichloroprop	10	9.9	10	103	99	70-130	3.50	30
Dinoseb (DNBP)	10	10	10	102	100	70-130	1.21	30
MCPA	110	100	100	110	102	70-130	6.90	30
MCPP	120	110	100	120	115	70-130	4.52	30
4-Nitrophenol	8.3	8.3	10	83	83	70-130	0.0857	30
Pentachlorophenol (PCP)	10	10	10	102	100	70-130	1.70	30
Picloram	9.9	9.8	10	99	98	70-130	0.520	30
2,4,5-T (Trichlorophenoxy acetic acid)	10	10	10	104	103	70-130	1.10	30
2,4,5-TP (Silvex)	10	10	10	104	102	70-130	1.69	30
Surrogate Recovery								
DCAA	9.9	9.8	10	99	98	70-130	1.11	30

McCampbell Analytical, Inc.
"When Quality Counts"

1534 Willow Pass Road, Pittsburg, CA 94565-1701
Toll Free Telephone: (877) 252-9262 / Fax: (925) 252-9269
http://www.mccampbell.com / E-mail: main@mccampbell.com

Quality Control Report

Client:	Enthalpy Analytical	**WorkOrder:**	2602B22
Date Prepared:	02/19/2026	**BatchID:**	336048
Date Analyzed:	02/19/2026	**Extraction Method:**	RSK175
Instrument:	GC26	**Analytical Method:**	RSK175
Matrix:	Water	**Unit:**	µg/L
Project:	EO-553207	**Sample ID:**	MB/LCS/LCSD-336048

QC Summary Report for RSK175

Analyte	MB Result	MDL	RL			
Carbon Dioxide	ND	50	50	-	-	-

Analyte	LCS Result	LCSD Result	SPK Val	LCS %REC	LCSD %REC	LCS/LCSD Limits	RPD	RPD Limit
Carbon Dioxide	150	140	187.2	79	75	70-130	5.55	30

(Cont.)

McCampbell Analytical, Inc.
"When Quality Counts"

1534 Willow Pass Road, Pittsburg, CA 94565-1701
Toll Free Telephone: (877) 252-9262 / Fax: (925) 252-9269
http://www.mccampbell.com / E-mail: main@mccampbell.com

Quality Control Report

Client:	Enthalpy Analytical	**WorkOrder:**	2602B22
Date Prepared:	02/20/2026	**BatchID:**	336209
Date Analyzed:	02/20/2026	**Extraction Method:**	RSK175
Instrument:	GC26	**Analytical Method:**	RSK175
Matrix:	Water	**Unit:**	µg/L
Project:	EO-553207	**Sample ID:**	MB/LCS/LCSD-336209

QC Summary Report for RSK175

Analyte	MB Result	MDL	RL			
Carbon Dioxide	ND	50	50	-	-	-

Analyte	LCS Result	LCSD Result	SPK Val	LCS %REC	LCSD %REC	LCS/LCSD Limits	RPD	RPD Limit
Carbon Dioxide	160	140	187.2	85	77	70-130	9.93	30

McCampbell Analytical, Inc.
"When Quality Counts"

1534 Willow Pass Road, Pittsburg, CA 94565-1701
Toll Free Telephone: (877) 252-9262 / Fax: (925) 252-9269
http://www.mccampbell.com / E-mail: main@mccampbell.com

Certified Analyte List

Client: Enthalpy Analytical **WorkOrder:** 2602B22

Project: EO-553207

Analyte	Cert 1	Cert 2	Cert 3	Cert 4	Cert 5	Analytical Method	Matrix
2,4,5-T (Trichlorophenoxy acetic acid)	◉	◉	○	○	○	E8151A	Water
2,4,5-TP (Silvex)	◉	◉	○	○	○	E8151A	Water
2,4-D (Dichlorophenoxyacetic acid)	◉	◉	○	○	○	E8151A	Water
2,4-DB	◉	◉	○	○	○	E8151A	Water
3,5-Dichlorobenzoic Acid	○	◉	○	○	○	E8151A	Water
4-Nitrophenol	◉	◉	○	○	○	E8151A	Water
Acifluorfen	○	◉	○	○	○	E8151A	Water
Bentazon	○	◉	○	○	○	E8151A	Water
Chloramben	○	◉	○	○	○	E8151A	Water
Dalapon	◉	◉	○	○	○	E8151A	Water
DCPA (mono & diacid)	○	◉	○	○	○	E8151A	Water
Dicamba	◉	◉	○	○	○	E8151A	Water
Dichloroprop	◉	◉	○	○	○	E8151A	Water
Dinoseb (DNBP)	◉	◉	○	○	○	E8151A	Water
MCPA	◉	◉	○	○	○	E8151A	Water
MCPP	◉	◉	○	○	○	E8151A	Water
Pentachlorophenol (PCP)	◉	◉	○	○	○	E8151A	Water
Picloram	○	◉	○	○	○	E8151A	Water

Certifications

Cert 1	CA ELAP 1644
Cert 2	ORELAP (NELAP) 4033

The Certified Analyte Report lists the compounds for which MAI is accredited at the time of issuance. Although MAI holds multiple accreditations, methods with extensive compound lists may not be fully accredited due to state agency availability.

McCampbell Analytical, Inc.
1534 Willow Pass Rd
Pittsburg, CA 94565-1701
(925) 252-9262

CHAIN-OF-CUSTODY RECORD

WorkOrder: 2602B22 **ClientCode: ENO** **QuoteID: 262776**

☐ WaterTrax ☐ CLIP ☐ EDF ☒ EQuIS ☒ Dry-Weight ☑ Email ☐ HardCopy ☐ ThirdParty ☑ J-flag
☒ Detection Summary ☑ **Excel** [A1_Standard _QC]

Report to:
David Tripp
Enthalpy Analytical
931 West Barkley Avenue
Orange, CA 92868
657-581-4710 FAX:

Email: david.tripp@enthalpy.com
cc/3rd Party: incomingreports@enthalpy.com;
PO: 079649
Project: EO-553207

Bill to:
Accounts Payable/Enthalpy SoCal
Montrose Environmental Group
PO Box 842165
Boston, MA 02284-2165
003EL_ap@montrose-env.com

Requested TAT: **5 days;**

Date Received: **02/18/2026**
Date Logged: **02/18/2026**

Lab ID	ClientSampID	Matrix	Collection Date	Hold	Requested Tests (See legend below)											
					1	2	3	4	5	6	7	8	9	10	11	12
2602B22-001	SOUTH BASIN - WESTERN INLET	Water	2/16/2026 09:20	☐	A	A	B									
2602B22-002	SOUTH BASIN - EASTERN INLET	Water	2/16/2026 09:30	☐	A	A	B									

Test Legend:

1	8151_W	2	PRDisposal Fee	3	RSK175_CO2_W	4	
5		6		7		8	
9		10		11		12	

Project Manager: Jena Alfaro

Prepared by: Emily Perez

Comments:

NOTE: Soil samples are discarded 60 days after receipt unless other arrangements are made (Water samples are 30 days).
Hazardous samples will be returned to client or disposed of at client expense.

McCampbell Analytical, Inc.
"When Quality Counts"

1534 Willow Pass Road, Pittsburg, CA 94565-1701
Toll Free Telephone: (877) 252-9262 / Fax: (925) 252-9269
http://www.mccampbell.com / E-mail: main@mccampbell.com

WORK ORDER SUMMARY

Client Name: ENTHALPY ANALYTICAL **Project:** EO-553207 **Work Order:** 2602B22
Client Contact: David Tripp **QC Level:** LEVEL 2
Contact's Email: david.tripp@enthalpy.com **Comments** **Date Logged:** 2/18/2026

☐ WaterTrax ☐ CLIP ☐ EDF ☑ Excel ☐ EQuIS ☑ Email ☐ HardCopy ☐ ThirdParty ☑ J-flag

LabID	ClientSampID	Matrix	Test Name	Cont./ Comp.	Bottle & Preservative	U**	Head Space	Dry-Weight	Collection Date & Time	TAT	Test Due Date	Sediment Content	Hold	Sub Out
001A	SOUTH BASIN - WESTERN INLET	Water	E8151A (Chlorinated Herbicides)	1	1LA Narrow Mouth, Unpres	☐	☐	☐	2/16/2026 9:20	5 days	2/25/2026	2%+	☐	☐
001B	SOUTH BASIN - WESTERN INLET	Water	RSK175 (CO2)	2	VOA, Unpres	☐	☐	☐	2/16/2026 9:20	5 days	2/25/2026	2%+	☐	☐
002A	SOUTH BASIN - EASTERN INLET	Water	E8151A (Chlorinated Herbicides)	1	1LA Narrow Mouth, Unpres	☐	☐	☐	2/16/2026 9:30	5 days	2/25/2026	2%+	☐	☐
002B	SOUTH BASIN - EASTERN INLET	Water	RSK175 (CO2)	2	VOA, Unpres	☐	☐	☐	2/16/2026 9:30	5 days	2/25/2026	2%+	☐	☐

NOTES: * STLC and TCLP extractions require 2 days to complete; therefore, all TATs begin after the extraction is completed (i.e., One-day TAT yields results in 3 days from sample submission).

- ISM prep requires 5 to 10 days to complete; therefore, all TATs begin after the extraction is completed (i.e., One-day TAT yields results in 6 to 11 days from sample submission). Due date listed on WO summary will not accurately reflect the time needed for sample preparation.

- Organic extracts are held for 40 days before disposal; Inorganic extract are held for 30 days.

- MAI assumes that all material present in the provided sampling container is considered part of the sample - MAI does not exclude any material from the sample prior to sample preparation unless requested in writing by the client.

U = An unpreserved container was received for a method that suggests a preservation in order to extend hold time for analysis.**

Cont./Comp. = Containers /Composites

2602B22

ENTHALPY ANALYTICAL

931 West Barkley Ave
Orange, CA 92868
(714) 771-6900

Subcontract Laboratory:
McCampbell Analytical, Inc.
1534 Willow Pass Rd.
Pittsburg, CA 94565
ATTN:
PO #: Quote ID: 262776

Enthalpy Order: EO-553207
PM: David Tripp
Email: david.tripp@enthalpy.com
CC: incomingreports@enthalpy.com
Phone: 657-581-4710

Results Due: Hold time RUSH
Report Level: II
Report To: MDL
EDDs: Standard Excel EDD

Notes:

CHIQUITA Stormwater - Hold time rush please, if necessary

Sample ID	Collected	Lab ID	# Cont.	Matrix	Analysis Requested	Comment
SOUTH BASIN - WESTERN INLET	16-FEB-2026 09:20	553207-001	1	Water	EPA 8151A Chlorinated Herbicides	
				Water	RSK-175 CO2	
SOUTH BASIN - EASTERN INLET	16-FEB-2026 09:30	553207-002	1	Water	EPA 8151A Chlorinated Herbicides	
				Water	RSK-175 CO2	

Notes:	Relinquished By:	Received By:
	[signature]	
	Date: 2-17-26 17:45	Date:
		Emily RC 2/18/26 0954
	Date:	Date:
	Date:	Date:

GIS: 564096452

2.0 cont
1R48

McCampbell Analytical, Inc.
"When Quality Counts"

1534 Willow Pass Road, Pittsburg, CA 94565-1701
Toll Free Telephone: (877) 252-9262 / Fax: (925) 252-9269
http://www.mccampbell.com / E-mail: main@mccampbell.com

Sample Receipt Checklist

Client Name:	Enthalpy Analytical	Date and Time Received:	2/18/2026 09:54
Project:	EO-553207	Date Logged:	2/18/2026
		Received by:	Emily Perez
WorkOrder №:	2602B22 Matrix:	Logged by:	Emily Perez
Carrier:	Golden State Overnight		

Chain of Custody (COC) Information

Chain of custody present?	Yes	☑	No	☐		
Chain of custody signed when relinquished and received?	Yes	☑	No	☐		
Chain of custody agrees with sample labels?	Yes	☑	No	☐		
Sample IDs noted by Client on COC?	Yes	☑	No	☐		
Date and Time of collection noted by Client on COC?	Yes	☑	No	☐		
Sampler's name noted on COC?	Yes	☑	No	☐		
COC agrees with Quote?	Yes	☑	No	☐	NA	☐
COC quote is active?	Yes	☑	No	☐	NA	☐

Sample Receipt Information

Custody seals intact on shipping container/cooler?	Yes	☐	No	☐	NA	☑
Custody seals intact on sample bottles?	Yes	☐	No	☐	NA	☑
Shipping container/cooler in good condition?	Yes	☑	No	☐		
Samples in proper containers/bottles?	Yes	☑	No	☐		
Sample containers intact?	Yes	☑	No	☐		
Sufficient sample volume for indicated test?	Yes	☑	No	☐		

Sample Preservation and Hold Time (HT) Information

All samples received within holding time?	Yes	☑	No	☐	NA	☐
Samples Received on Ice?	Yes	☑	No	☐		
(Ice Type: WET ICE)						
Sample/Temp Blank temperature	Temp: 2°C				NA	☐
ZHS conditional analyses: VOA meets zero headspace requirement (VOCs, TPHg/BTEX, RSK)?	Yes	☐	No	☐	NA	☑
Sample labels checked for correct preservation?	Yes	☑	No	☐		
pH acceptable upon receipt (Metal: <2)?	Yes	☐	No	☐	NA	☑

UCMR Samples:

pH tested and acceptable upon receipt (200.7: ≤2; 533: 6 - 8; 537.1: 6 - 8)?	Yes	☐	No	☐	NA	☑
Free Chlorine tested and acceptable upon receipt (<0.1mg/L) [not applicable to 200.7]?	Yes	☐	No	☐	NA	☑

Comments:

Laboratory Job Number 553207

Subcontracted Products

Enthalpy - El Dorado Hills

March 05, 2026

Enthalpy Analytical - El Dorado Hills
Work Order No. 2602172

Mr. David Tripp
Enthalpy Analytical
931 W. Barkley Avenue
Orange, CA 92868

Dear Mr. Tripp,

Enclosed are the results for the sample set received at Enthalpy Analytical - EDH on February 18, 2026 under your Project Name 'EO-553207'.

Enthalpy Analytical - EDH is committed to serving you effectively. If you require additional information, please contact me at 916-673-1520 or by email at mark.rein@enthalpy.com.

Thank you for choosing Enthalpy Analytical - EDH as part of your analytical support team.

Sincerely,



Mark Rein
Project Manager

Enthalpy Analytical -EDH certifies that the report herein meets all the requirements set forth by NELAP for those applicable test methods. Results relate only to the samples as received by the laboratory. This report should not be reproduced except in full without the written approval of Enthalpy Analytical -EDH .

Enthalpy Analytical - EDH Work Order No. 2602172
Case Narrative

Sample Condition on Receipt:

Two water samples were received and stored securely in accordance with Enthalpy Analytical - EDH standard operating procedures and EPA methodology. The samples were received in good condition and within the method temperature requirements.

Analytical Notes:

EPA Method 8290A

These samples were extracted and analyzed for 2,3,7,8-TCDD by EPA Method 8290A using a ZB-DIOXIN GC column.

Holding Times

The method holding time criteria were met for these samples.

Quality Control

The Initial Calibration and Continuing Calibration Verifications met the method acceptance criteria.

A Method Blank and Ongoing Precision and Recovery (OPR) sample were extracted and analyzed with the preparation batch. No analytes were detected above the sample quantitation limits in the Method Blank. The OPR recoveries were within the method acceptance criteria.

Labeled standard recoveries for all QC and field samples were within method acceptance criteria.

TABLE OF CONTENTS

Case Narrative..... 1

Table of Contents..... 3

Sample Inventory..... 4

Analytical Results..... 5

Qualifiers..... 10

Certifications..... 11

Sample Receipt..... 12

Sample Inventory Report

Sample ID	Client Sample ID	Sampled	Received	Components/Containers
2602172-01	SOUTH BASIN - WESTERN INLET	16-Feb-26 09:20	18-Feb-26 10:45	Amber Glass NM Bottle, 1L
2602172-02	SOUTH BASIN - EASTERN INLET	16-Feb-26 09:30	18-Feb-26 10:45	Amber Glass NM Bottle, 1L

ANALYTICAL RESULTS

Sample ID: Method Blank

EPA Method 8290A

Client Data

Name: Enthalpy Analytical
Project: EO-553207
Matrix: Aqueous

Laboratory Data

Lab Sample: B26B311-BLK1
QC Batch: B26B311
Sample Size: 0.500 L
Date Extracted: 26-Feb-26
Column: ZB-DIOXIN

Analyte	Conc. (pg/L)	MDL	RL	Qualifiers	Analyzed	Dilution
2,3,7,8-TCDD	ND	3.56	10.0		03-Mar-26 00:00	1

Labeled Standards	Type	% Recovery	Limits	Qualifiers	Analyzed	Dilution
13C-2,3,7,8-TCDD	IS	85.0	40 - 135		03-Mar-26 00:00	1
37Cl-2,3,7,8-TCDD	CRS	90.1	40 - 135		03-Mar-26 00:00	1

MDL - Method Detection Limit
RL - Reporting limit

Results reported to MDL.

Sample ID: OPR

EPA Method 8290A

Client Data

Name: Enthalpy Analytical
Project: EO-553207
Matrix: Aqueous

Laboratory Data

Lab Sample: B26B311-BS1
QC Batch: B26B311
Sample Size: 0.500 L
Date Extracted: 26-Feb-26 04:13
Column: ZB-DIOXIN

Analyte	Amt Found (pg/L)	Spike Amt	% Recovery	Limits	Qualifiers	Analyzed	Dilution
2,3,7,8-TCDD	377	400	94.3	70-130		27-Feb-26 10:36	1

Labeled Standards	Type	% Recovery	Limits	Qualifiers	Analyzed	Dilution
13C-2,3,7,8-TCDD	IS	69.7	40-135		27-Feb-26 10:36	1
37Cl-2,3,7,8-TCDD	CRS	70.2	40-135		27-Feb-26 10:36	1

Sample ID: SOUTH BASIN - WESTERN INLET

EPA Method 8290A

Client Data

Name:	Enthalpy Analytical
Project:	EO-553207
Matrix:	Water
Date Collected:	16-Feb-26 09:20

Laboratory Data

Lab Sample:	2602172-01	Date Received:	18-Feb-26 10:45
QC Batch:	B26B311	Date Extracted:	26-Feb-26
Sample Size:	0.502 L	Column:	ZB-DIOXIN

Analyte	Conc. (pg/L)	MDL	RL	Qualifiers	Analyzed	Dilution
2,3,7,8-TCDD	ND	3.55	9.97		04-Mar-26 05:09	1

Labeled Standards	Type	% Recovery	Limits	Qualifiers	Analyzed	Dilution
13C-2,3,7,8-TCDD	IS	78.4	40 - 135		04-Mar-26 05:09	1
37Cl-2,3,7,8-TCDD	CRS	85.8	40 - 135		04-Mar-26 05:09	1

MDL - Method Detection Limit
RL - Reporting limit

Results reported to MDL.

Sample ID: SOUTH BASIN - EASTERN INLET

EPA Method 8290A

Client Data

Name:	Enthalpy Analytical
Project:	EO-553207
Matrix:	Water
Date Collected:	16-Feb-26 09:30

Laboratory Data

Lab Sample:	2602172-02	Date Received:	18-Feb-26 10:45
QC Batch:	B26B311	Date Extracted:	26-Feb-26
Sample Size:	0.502 L	Column:	ZB-DIOXIN

Analyte	Conc. (pg/L)	MDL	RL	Qualifiers	Analyzed	Dilution
2,3,7,8-TCDD	ND	3.55	9.97		04-Mar-26 05:55	1

Labeled Standards	Type	% Recovery	Limits	Qualifiers	Analyzed	Dilution
13C-2,3,7,8-TCDD	IS	65.8	40 - 135		04-Mar-26 05:55	1
37Cl-2,3,7,8-TCDD	CRS	65.5	40 - 135		04-Mar-26 05:55	1

MDL - Method Detection Limit
RL - Reporting limit

Results reported to MDL.

DATA QUALIFIERS & ABBREVIATIONS

B	Compound was also detected in the method blank
Conc.	Concentration
CRS	Cleanup Recovery Standard
D	Dilution
DL	Detection Limit
E	Concentration exceeded the calibration range
EDL	Estimated Detection Limit
EMPC	Estimated Maximum Possible Concentration
H	Recovery and/or RPD was outside laboratory acceptance limits
I	Chemical Interference
IS	Internal Standard
J	Estimated Concentration below the Reporting Limit/LOQ
LOD	Limit of Detection
LOQ	Limit of Quantitation
MDL	Method Detection Limit
NA	Not Applicable
ND	Not Detected
OPR	Ongoing Precision and Recovery sample
P	Concentration may include contribution from chlorinated diphenyl ether(s).
Q	Ion transition ratio is outside of the acceptance criteria.
RL	Reporting Limit (MRL)
TEQ	Toxic Equivalency, sum of the toxic equivalency factors (TEF) multiplied by the sample concentrations.
TEQMax	TEQ calculated using the detection limit as the concentration for non-detects
TEQMin	TEQ calculated using zero as the concentration for non-detects
TEQRisk	TEQ calculated using ½ the detection limit as the concentration for non-detects
U	Not Detected (specific projects only)
*	See Cover Letter

Unless otherwise noted, solid sample results are reported in dry weight. Tissue samples are reported in wet weight.

Enthalpy Analytical - EDH Certifications

Accrediting Authority	Certificate Number
Alaska Department of Environmental Conservation	17-013
California Department of Health – ELAP	2892
DoD ELAP - A2LA Accredited - ISO/IEC 17025	3091.01
Florida Department of Health	E87777
Louisiana Department of Environmental Quality	01977
Maine Department of Health	2020018
Michigan Department of Environmental Quality	9932
Minnesota Department of Health	2211390
Nevada Division of Environmental Protection	CA00413
New Hampshire Environmental Accreditation Program	207721
New Jersey Department of Environmental Protection	CA003
New York Department of Health	11411
Ohio Environmental Protection Agency	87778
Oregon Laboratory Accreditation Program	4042-021
Texas Commission on Environmental Quality	T104704189-22-13
Vermont Department of Health	VT-4042
Virginia Department of General Services	11276
Washington Department of Ecology	C584
Wisconsin Department of Natural Resources	998036160

Current certificates and lists of licensed parameters can be found at Enthalpy.com/Resources/Accreditations.

ENTHALPY ANALYTICAL

931 West Barkley Ave
Orange, CA 92868
(714) 771-6900

Subcontract Laboratory:
Enthalpy - El Dorado Hills
1104 Windfield Way
El Dorado Hills, CA 95762
ATTN: Mark Rein
PO #: Required, to be sent via email

Enthalpy Order: EO-553207
PM: David Tripp
Email: david.tripp@enthalpy.com
CC: incomingreports@enthalpy.com
Phone: 657-581-4710

2602172
4.6°C

Results Due: Standard TAT (15wd TAT)
Report Level: II
Report To: MDL
EDDs: BLDR:Enthalpy (the normal EDD you send to Orange)

Notes:
CHIQUITA Stormwater - 15wd TAT or less if at all possible. No decanting.

Sample ID	Collected	Lab ID	# Cont.	Matrix	Analysis Requested	Comment
SOUTH BASIN - WESTERN INLET	16-FEB-2026 09:20	553207-001	1	Water	EPA 8290 - 2,3,7,8-TCDD Only	
SOUTH BASIN - EASTERN INLET	16-FEB-2026 09:30	553207-002	1	Water	EPA 8290 - 2,3,7,8-TCDD Only	

Notes:	Relinquished By:	Received By:
	[signature]	Kelia Wadsworth Kelia Wadsworth
	Date: 2-17-26 16:56	Date: 02/19/26 1045
	Date:	Date:
	Date:	Date:

CoC/Label Reconciliation Report WO# 2602172

LabNumber	CoC Sample ID		SampleAlias	Sample Date/Time		Container	BaseMatrix	Sample Comments
2602172-01	A SOUTH BASIN - WESTERN INLET	☑	553207-001	16-Feb-26 09:20	☑	Amber Glass NM Bottle, 1L	Aqueous	
2602172-02	A SOUTH BASIN - EASTERN INLET	☑	553207-002	16-Feb-26 09:30	☑	Amber Glass NM Bottle, 1L	Aqueous	

Checkmarks indicate that information on the COC reconciled with the sample label.
Any discrepancies are noted in the following columns.

CONDITION	Yes	No	NA
Sample Container Intact?	✓		
Sample Container(s) Custody Seals Intact?			✓
Custody Seals On Cooler Intact?			✓
Adequate Sample Volume?	✓		
Container Type Appropriate for Analysis(es)?	✓		

Comments:

Preservation Documented: Na2S2O3 Trizma NH4CH3CO2 (None) Other
All

Verified by/Date: KAW 02/18/26
XAO 02/18/26

Enthalpy Analytical
931 West Barkley Ave
Orange, CA 92868
(714) 771-6900

enthalpy.com

Lab Job Number : 553208
Report Level : II
Report Date : 03/17/2026

Analytical Report *prepared for:*

Matt Breuer
Waste Connections
Chiquita Canyon Landfill
29201 Henry Mayo Drive
Castaic, CA 91384

Project: CCLF STORMWATER - Stormwater Outlet

Authorized for release by:

David Tripp, Project Manager
657-581-4710
david.tripp@enthalpy.com

This data package has been reviewed for technical correctness and completeness. Release of this data has been authorized by the Laboratory Manager or the Manager's designee, as verified by the above signature which applies to this PDF file as well as any associated electronic data deliverable files. The results contained in this report meet all requirements of NELAP and pertain only to those samples which were submitted for analysis. This report may be reproduced only in its entirety.

CA ELAP# 1338, CA ELAP #1338-S1, NELAP# 4038, SCAQMD LAP# 18LA0518, LACSD ID# 10105, ORELAP# 4197

ENTHALPY ANALYTICAL

Sample Summary

Matt Breuer Waste Connections Chiquita Canyon Landfill 29201 Henry Mayo Drive Castaic, CA 91384		Lab Job #: Project No: Location: Date Received:	553208 CCLF STORMWATER Stormwater Outlet 02/16/26

Sample ID	Lab ID	Collected	Matrix
OUTLET	553208-001	02/16/26 12:02	Water

ENTHALPY ANALYTICAL

Case Narrative

Waste Connections Chiquita Canyon Landfill 29201 Henry Mayo Drive Castaic, CA 91384 Matt Breuer	Lab Job Number: 553208 Project No: CCLF STORMWATER Location: Stormwater Outlet Date Received: 02/16/26

- This data package contains sample and QC results for one water sample, requested for the above referenced project on 02/17/26. The sample was received in good condition.
- DILUTIONS: Dilutions in this report were performed solely for the purpose of reporting target analytes within method calibration ranges - except where otherwise noted below.

Volatile Organics by GC/MS (EPA 8260B):

- OUTLET (lab # 553208-001) had pH greater than 2.
- No other analytical problems were encountered.

Semivolatile Organics by GC/MS (EPA 8270E):

- High responses were observed for 2,4-dinitrotoluene and 2,4,5-trichlorophenol in the CCV analyzed 02/17/26 08:03; affected data was qualified with "b".
- No other analytical problems were encountered.

Semivolatile Organics by GC/MS (EPA 625.1):

- Low surrogate recoveries were observed for phenol-d6 in OUTLET (lab # 553208-001) and the BS/BSD for batch 395481.
- Low surrogate recovery was observed for 2-fluorobiphenyl in the BS for batch 395481.
- Low surrogate recoveries were observed for 2-fluorophenol in the BS/BSD for batch 395481.
- No other analytical problems were encountered.

Semivolatile Organics by GC/MS SIM (EPA 8270C-SIM):
No analytical problems were encountered.

Pesticides (EPA 8081A):
No analytical problems were encountered.

Total Organic Carbon by IR (SM 5310B):
No analytical problems were encountered.

PCBs (EPA 8082):

- OUTLET (lab # 553208-001) was treated with sulfuric acid to reduce analytical interferences or due to the presence of color.
- No other analytical problems were encountered.

Metals (EPA 200.7, EPA 200.8, and EPA 245.1):

- Low recoveries were observed for mercury in the MS/MSD for batch 395489; the parent sample was not a project sample, the LCS was within limits, and the associated RPD was within limits.
- Calcium, potassium, and sodium were detected above the RL in the method blank for batch 395497; these analytes were detected in the sample at a level at least 10 times that of the blank.
- No other analytical problems were encountered.

Ion Chromatography (EPA 300.0):

- Low recoveries were observed for chloride and fluoride in the MS/MSD for batch 395480; the parent sample was not a project sample, and the LCS was within limits.
- Responses exceeding the instrument's linear range were observed for chloride in the MS/MSD for batch 395480; affected data was qualified with "E".
- No other analytical problems were encountered.

Total Phosphorus as P (SM 4500-P-B5-E):
No analytical problems were encountered.

Conductivity (SM2510B):
No analytical problems were encountered.

Total Oil & Grease (HEM) (EPA 1664A):

- Matrix spikes were not performed for this analysis due to insufficient sample volume.
- No analytical problems were encountered.

Total Phenolics (EPA 420.1):
No analytical problems were encountered.

Alkalinity (SM2320B):
No analytical problems were encountered.

Sulfide (SM 4500-S2-D):
No analytical problems were encountered.

Total Dissolved Solids (TDS) (SM2540C):

- High RPD was observed for total dissolved solids in the SDUP of SOUTH BASIN - WESTERN INLET (lab # 553207-001).
- No other analytical problems were encountered.

Total Suspended Solids (TSS) (SM2540D):
No analytical problems were encountered.

Chemical Oxygen Demand (SM5220D):
No analytical problems were encountered.

Biochemical Oxygen Demand (SM5210B):
No analytical problems were encountered.

Turbidity (SM2130B):
No analytical problems were encountered.

Cyanide - Semi-Automated Method (SM 4500-CN-E and SM 4500-CN-E):
No analytical problems were encountered.

Coliform - 9221 Tests (SM 9221B and SM 9221F):
No analytical problems were encountered.

Ammonia and TKN- Semi-Automated Method (SM 4500-NH3-G):
No analytical problems were encountered.

Organophosphorus Pesticides (EPA 8141A):
Pace Laboratories in Bakersfield, CA performed the analysis (see sublab report section for certifications). Please see the Pace Laboratories case narrative.

8151A Chlorinated Herbicides (EPA 8151A):
McCampbell Analytical, Inc. in Pittsburg, CA performed the analysis (NELAP certified). Please see the McCampbell Analytical, Inc. case narrative.

RSK-175 CO2 (RSK-175):
McCampbell Analytical, Inc. in Pittsburg, CA performed the analysis (see sublab report section for certifications). Please see the McCampbell Analytical, Inc. case narrative.

Dioxins & Furans (EPA 8290):
Enthalpy - El Dorado Hills in El Dorado Hills, CA performed the analysis (see sublab report section for certifications). Please see the Enthalpy - El Dorado Hills case narrative.

ENTHALPY ANALYTICAL

Chain of Custody Record

Lab No: 553208

Page: 1 of 3

Turn Around Time (rush by advanced notice only)

Standard:		5 Day:		3 Day:	
2 Day:		1 Day:	X	Custom TAT:	

Enthalpy Analytical - Orange

931 W. Barkley Avenue, Orange, CA 92868

Phone 714-771-6900

Matrix: A = Air S = Soil/Solid
W = Water DW = Drinking Wate SD = Sediment
PP = Pure Product SEA = Sea Water
SW = Swab T = Tissue WP = Wipe O = Other

Preservatives:
1 = $Na_2S_2O_3$ 2 = HCl 3 = HNO_3
4 = H_2SO_4 5 = NaOH 6 = Other

Sample Receipt Temp:

(lab use only)

CUSTOMER INFORMATION		PROJECT INFORMATION	
Company:	Chiquita Canyon, LLC	Name:	Stormwater Outlet
Report To:	Matt Breuer	Number:	
Email:	matthew.breuer@wasteconnection	P.O. #:	
Address:	29201 Henry Mayo Drive	Address:	29201 Henry Mayo Drive
	Castaic, CA 91384		Castaic, CA 91384
Phone:	682-559-3880	Global ID:	
Fax:		Sampled By:	CH, GA

Analysis Request

	Sample ID	Sampling Date	Sampling Time	Matrix	Container No. / Size	Pres.	200.7/200.8 Metals (see comments)	245.1 Mercury	4500-CN-E Cyanide	8081 Pesticides / 8082 PCBs	8141 Organophosphorous Pesticides	8151 Herbicides	8260 VOCs	8260 Acrolein/Acrylonitrile	8270C	8290 2,3,7,8-TCDD	Test Instructions / Comments
1	Outlet	02/16/26	1202	W	31	1,2,4,6	X	X	X	X	X	X	X	X	X	X	Temp: 14.2°C, pH 8.74
2																	
3																	IR 10
4																	4.6/4.8
5																	4.5/4.7
6																	
7																	
8																	
9																	
10																	

Test Instructions / Comments

200.8 - Ag, As, B, Ba, Be, Cd, Co, Cr, Cu, Ni, Mn, Pb, Sb, Se, Sn, Tl, V, Zn
200.7 - Fe, Ca, K, Mg, Na

Additional email recipients:
matt.breuer@wasteconnections.com
stormwater@wasteconnections.com
tmb@swteng.com
aav@swteng.com

Direct invoices to:
Maribel Bolanos
(661) 257-3665

Login 553208

	Signature	Print Name	Company / Title	Date / Time
1 Relinquished By:	[signature]	G. Alvarez	CTEA	2/16/26 17:20
1 Received By:	[signature]	Michael Kryney	EA	2/16/26 1720
2 Relinquished By:				
2 Received By:				
3 Relinquished By:				
3 Received By:				

ENTHALPY ANALYTICAL

Enthalpy Analytical - Orange
931 W. Barkley Avenue, Orange, CA 92868
Phone 714-771-6900

Chain of Custody Record

Lab No:
Page: 2 of 3

Turn Around Time (rush by advanced notice only)

Standard:		5 Day:		3 Day:	
2 Day:		1 Day:	X	Custom TAT:	

Matrix: A = Air S = Soil/Solid W = Water DW = Drinking Wate SD = Sediment PP = Pure Product SEA = Sea Water SW = Swab T = Tissue WP = Wipe O = Other

Preservatives: 1 = $Na_2S_2O_3$ 2 = HCl 3 = HNO_3 4 = H_2SO_4 5 = NaOH 6 = Other

Sample Receipt Temp: (lab use only)

CUSTOMER INFORMATION		PROJECT INFORMATION	
Company:	Chiquita Canyon, LLC	Name:	Stormwater Outlet
Report To:	Matt Breuer	Number:	
Email:	matthew.breuer@wasteconnection	P.O. #:	
Address:	29201 Henry Mayo Drive	Address:	29201 Henry Mayo Drive
	Castaic, CA 91384		Castaic, CA 91384
Phone:	682-559-3880	Global ID:	
Fax:		Sampled By:	GA, CH

Analysis Request

Test Instructions / Comments

Additional email recipients:
matt.breuer@wasteconnections.com
stormwater@wasteconnections.com
tmb@swteng.com
aav@swteng.com

Direct invoices to:
Maribel Bolanos
(661) 257-3665

	Sample ID	Sampling Date	Sampling Time	Matrix	Container No. / Size	Pres.	SM4500-S2-D Total Sulfide	420.1 Total Phenolics	1664A Oil and Grease	9221B Tota Coliform	9221F E. Coli	300.0 Cl, Br, Fl, NO3, NO2, SO4	2540D TSS	5310B TOC	8270 SIM 1,4-Dioxane	SM2320B Alkalinity	Test Instructions / Comments
1	Outlet	02/16/26	1202	W	31	1,2,4,6	X	X	X	X	X	X	X	X	X	X	Temp: 14.2°C, pH 8.74
2																	
3																	
4																	
5																	
6																	
7																	
8																	
9																	
10																	

	Signature	Print Name	Company / Title	Date / Time
1 Relinquished By:	[signature]	[signature]	CTZH	2/16/26 17:20
1 Received By:	[signature]	Michael Kuyner	EA	2/16/26 1720
2 Relinquished By:				
2 Received By:				
3 Relinquished By:				
3 Received By:				

ENTHALPY ANALYTICAL

Enthalpy Analytical - Orange
931 W. Barkley Avenue, Orange, CA 92868
Phone 714-771-6900

Chain of Custody Record

Lab No:

Page: 3 of 3

Turn Around Time (rush by advanced notice only)

Standard:		5 Day:		3 Day:	
2 Day:		1 Day:	X	Custom TAT:	

Matrix: A = Air S = Soil/Solid
W = Water DW = Drinking Wate SD = Sediment
PP = Pure Product SEA = Sea Water
SW = Swab T = Tissue WP = Wipe O = Other

Preservatives:
1 = $Na_2S_2O_3$ 2 = HCl 3 = HNO_3
4 = H_2SO_4 5 = NaOH 6 = Other

Sample Receipt Temp:
(lab use only)

CUSTOMER INFORMATION		PROJECT INFORMATION	
Company:	Chiquita Canyon, LLC	Name:	Stormwater Outlet
Report To:	Matt Breuer	Number:	
Email:	matthew.breuer@wasteconnection	P.O. #:	
Address:	29201 Henry Mayo Drive	Address:	29201 Henry Mayo Drive
	Castaic, CA 91384		Castaic, CA 91384
Phone:	682-559-3880	Global ID:	
Fax:		Sampled By:	GA, CH

Analysis Request

	Sample ID	Sampling Date	Sampling Time	Matrix	Container No. / Size	Pres.	SM5220D Chemical Oxygen Demand	SM2510B Specific Conductance	RSK-175 Carbon Dioxide	2540E TDS	SM2130B Turbidity	350.1 Ammonia	625.1 - See Comments	625.1 Alpha-Terpineol	SM5210B BOD		Test Instructions / Comments
1	Outlet	02/16/26	1202	W	31	1,2,4,6	X	X	X	X	X	X	X	X	X	X	Temp: 14.2°C, pH 8.74
2																	
3																	
4																	
5																	
6																	
7																	
8																	
9																	
10																	

625.1 - Benzoic Acid, Pyridine, Phenol, 2-methylphenol, 3,4-methylphenol, Cresol, Naphthalene, alpha-terpineol

Additional email recipients:
matt.breuer@wasteconnections.com
stormwater@wasteconnections.com
tmb@swteng.com
aav@swteng.com

Direct invoices to:
Maribel Bolanos
(661) 257-3665

	Signature	Print Name	Company / Title	Date / Time
1 Relinquished By:	[signature]	G. Alvarenga	CTRH	2/16/26 12:20
1 Received By:	[signature]	Michael Wayman	EA	2/16/26 1720
2 Relinquished By:				
2 Received By:				
3 Relinquished By:				
3 Received By:				

SAMPLE RECEIPT CHECKLIST

Section 1: General Info

Date Received: 2-16-26 WO# 553208 Client: Waste Connections

Section 2: Shipping / Custody **Are custody seals present?** ☐ Yes ☒ No

Custody seals intact on arrival? ■ N/A ☐ Yes ☐ No ☐ On cooler / box ☐ On samples

☐ Courier ■ Walk-In ☐ Field Sampling ☐ Shipping Info: _____

Section 3a: Condition / Packaging ☐ **Outside 0.0 - 6.0°C (0.0 - 10.0°C for microbiology) (PM notified)**

Date Opened 2-16-26 By (initials) MSK Type of ice used: ■ Wet ☐ Blue/Gel ☐ None

☐ Samples received on ice directly from the field; cooling process had begun. (if checked, skip temperatures)

☐ Sample matrix doesn't require cooling (e.g. air, bulk PCB). (if checked, skip temperatures)

If no cooler: Observed/Adjusted Temp (°C): _____ / _____ Thermometer/IR Gun: IR 10 CF: +0.2

Cooler Temp (°C) #1: 4.6 / 4.8 #2: 4.5 / 4.7 #3: ____ / ____ #4: ____ / ____ #5: ____ / ____ #6: ____ / ____

Section 3b: Microbiology Samples ■ **No microbiology samples submitted (skip 3b)**

☐ Within temp range 0.0 - 10.0°C or received on ice directly from field.

☐ Adequate headspace for microbiology analysis.

Section 3c: Air Samples ■ **No air samples submitted (skip 3c)**

☐ 1.4L Canisters ☐ 6L Canisters ☐ Tedlar Bags ☐ MCE Cassettes ☐ Sorbent Tubes ☐ Other _____

Section 4: Containers / Labels / Samples	YES	NO	N/A
1) Were custody papers present, filled properly, and legible?	X		
2) Is the sampler's name present on the CoC?	X		
3) Were containers received in good condition (unbroken / unopened / uncompromised)?	X		
4) Were the samples bagged? (required for microbiology samples; recommended for soil samples)	X		
5) Were all of, and only, the correct samples received?	X		
6) Are sample labels present, legible, and in agreement with the CoC?	X		
7) Does the container count match the CoC?	X		
8) Was sufficient sample volume / mass received for the analyses requested?	X		
9) Were samples received in proper containers for the analyses requested?	X		
10) Were samples received with > 1/2 holding time remaining?	X		
11) Are samples properly preserved as indicated by CoC / labels?	X		
12) Unpreserved VOAs received - If necessary, was the hold time changed in LIMS?			X
13) Are VOA vials free from headspace/bubbles > 6mm?		✓	

Section 5: Explanations / Comments

(If no comments are made, then no discrepancies noted.)

Headspace in 4/4 unpreserved vials; 3/3 HCl preserved vials

☐ **No additional discrepancies**

Date Logged 2-16-26 **By (print)** MSK **(sign)** _____

Date Labeled 2-16-26 **By (print)** MSK **(sign)** _____

ENTHALPY ANALYTICAL

Analysis Results for 553208

Matt Breuer
Waste Connections
Chiquita Canyon Landfill
29201 Henry Mayo Drive
Castaic, CA 91384

Lab Job #: 553208
Project No: CCLF STORMWATER
Location: Stormwater Outlet
Date Received: 02/16/26

Sample ID: OUTLET **Lab ID: 553208-001** **Collected: 02/16/26 12:02**
Matrix: Water

553208-001 Analyte	Result	Qual	Units	RL	MDL	DF	Batch	Prepared	Analyzed	Chemist
Method: EPA 1664A Prep Method: METHOD										
Total Oil and Grease	ND		mg/L	5.2	1.0	1	395496	02/17/26	02/18/26	TTL
Method: EPA 200.7 Prep Method: EPA 3015A										
Calcium	**66**		mg/L	0.10	0.0095	1	395497	02/17/26	02/17/26	SBW
Iron	**5.7**		mg/L	0.50	0.17	10	395627	02/18/26	02/18/26	SBW
Magnesium	**12**		mg/L	0.10	0.017	1	395497	02/17/26	02/17/26	SBW
Potassium	**14**		mg/L	0.50	0.20	1	395497	02/17/26	02/17/26	SBW
Sodium	**69**		mg/L	0.50	0.017	1	395497	02/17/26	02/17/26	SBW
Method: EPA 200.8 Prep Method: EPA 3015A										
Antimony	**1.1**	J	ug/L	2.0	1.0	1	395533	02/17/26	02/18/26	KCD
Arsenic	**7.5**		ug/L	2.0	0.27	1	395533	02/17/26	02/18/26	KCD
Barium	**83**		ug/L	5.0	0.44	1	395533	02/17/26	02/18/26	KCD
Beryllium	**0.23**	J	ug/L	1.0	0.060	1	395533	02/17/26	02/18/26	KCD
Boron	**260**		ug/L	100	77	10	395533	02/17/26	02/17/26	KCD
Cadmium	ND		ug/L	1.0	0.072	1	395533	02/17/26	02/18/26	KCD
Chromium	**8.0**		ug/L	5.0	0.43	1	395533	02/17/26	02/18/26	KCD
Cobalt	**3.5**		ug/L	1.0	0.090	1	395533	02/17/26	02/18/26	KCD
Copper	**12**		ug/L	3.0	0.96	1	395533	02/17/26	02/18/26	KCD
Lead	**5.1**		ug/L	5.0	0.23	1	395533	02/17/26	02/18/26	KCD
Manganese	**150**		ug/L	10	3.8	1	395533	02/17/26	02/18/26	KCD
Nickel	**8.5**		ug/L	5.0	1.3	1	395533	02/17/26	02/18/26	KCD
Selenium	**4.3**		ug/L	4.0	1.9	1	395533	02/17/26	02/18/26	KCD
Silver	ND		ug/L	5.0	0.37	1	395533	02/17/26	02/18/26	KCD
Thallium	ND		ug/L	1.0	0.25	1	395533	02/17/26	02/18/26	KCD
Tin	ND		ug/L	5.0	1.5	1	395533	02/17/26	02/18/26	KCD
Vanadium	**17**		ug/L	5.0	0.36	1	395533	02/17/26	02/18/26	KCD
Zinc	**31**		ug/L	10	7.6	1	395533	02/17/26	02/18/26	KCD
Method: EPA 245.1 Prep Method: EPA 245.1										
Mercury	ND		ug/L	0.40	0.091	1	395489	02/17/26	02/17/26	MLL
Method: EPA 300.0 Prep Method: METHOD										
Fluoride	**0.22**		mg/L	0.20	0.062	1	395480	02/17/26 08:39	02/17/26 13:09	SSN
Chloride	**42**		mg/L	1.0	0.27	1	395480	02/17/26 08:39	02/17/26 13:09	SSN
Nitrogen, Nitrite	**0.03**	J	mg/L	0.10	0.01	1	395480	02/17/26 08:39	02/17/26 13:09	SSN

Results for any subcontracted analyses are not included in this section.

ENTHALPY ANALYTICAL

Analysis Results for 553208

553208-001 Analyte	Result	Qual	Units	RL	MDL	DF	Batch	Prepared	Analyzed	Chemist
Bromide	**0.11**	J	mg/L	0.30	0.049	1	395480	02/17/26 08:39	02/17/26 13:09	SSN
Nitrogen, Nitrate	**0.30**		mg/L	0.10	0.05	1	395480	02/17/26 08:39	02/17/26 13:09	SSN
Sulfate	**180**		mg/L	10	2.6	10	395480	02/17/26 08:39	02/17/26 13:32	SSN
Method: EPA 350.1 Prep Method: METHOD										
Ammonia-N	**0.26**		mg/L	0.10	0.068	1	395490	02/17/26	02/17/26	JAK
Method: EPA 420.1 Prep Method: METHOD										
Total Phenolics	ND		mg/L	0.010	0.0056	1	395514	02/17/26	02/17/26	LVL
Method: EPA 625.1 Prep Method: EPA 3510C										
Benzoic acid	ND		ug/L	48	10	0.95	395481	02/17/26	02/17/26	MSS
2-Methylphenol	ND		ug/L	9.5	3.1	0.95	395481	02/17/26	02/17/26	MSS
Pyridine	ND		ug/L	9.5	2.7	0.95	395481	02/17/26	02/17/26	MSS
Phenol	ND		ug/L	9.5	2.0	0.95	395481	02/17/26	02/17/26	MSS
Naphthalene	ND		ug/L	9.5	3.4	0.95	395481	02/17/26	02/17/26	MSS
3-,4-Methylphenol	ND		ug/L	9.5	2.9	0.95	395481	02/17/26	02/17/26	MSS
Cresol	ND		ug/L	9.5		0.95	395481	02/17/26	02/17/26	MSS
a-Terpineol	ND		ug/L	9.5	2.0	0.95	395481	02/17/26	02/17/26	ZFA
Surrogates				**Limits**						
2-Fluorophenol	36%		%REC	36-95		0.95	395481	02/17/26	02/17/26	MSS
Phenol-d6	27%	*	%REC	28-82		0.95	395481	02/17/26	02/17/26	MSS
2,4,6-Tribromophenol	90%		%REC	61-140		0.95	395481	02/17/26	02/17/26	MSS
Nitrobenzene-d5	55%		%REC	48-123		0.95	395481	02/17/26	02/17/26	MSS
2-Fluorobiphenyl	56%		%REC	51-105		0.95	395481	02/17/26	02/17/26	MSS
Terphenyl-d14	74%		%REC	65-117		0.95	395481	02/17/26	02/17/26	MSS
Method: EPA 8081A Prep Method: EPA 3510C										
alpha-BHC	ND		ug/L	0.05	0.01	0.99	395557	02/17/26	03/09/26	HQN
beta-BHC	ND		ug/L	0.05	0.01	0.99	395557	02/17/26	03/09/26	HQN
gamma-BHC	ND		ug/L	0.05	0.009	0.99	395557	02/17/26	03/09/26	HQN
delta-BHC	ND		ug/L	0.05	0.01	0.99	395557	02/17/26	03/09/26	HQN
Heptachlor	ND		ug/L	0.05	0.01	0.99	395557	02/17/26	03/09/26	HQN
Aldrin	ND		ug/L	0.05	0.01	0.99	395557	02/17/26	03/09/26	HQN
Heptachlor epoxide	ND		ug/L	0.05	0.01	0.99	395557	02/17/26	03/09/26	HQN
Endosulfan I	ND		ug/L	0.05	0.01	0.99	395557	02/17/26	03/09/26	HQN
Dieldrin	ND		ug/L	0.1	0.01	0.99	395557	02/17/26	03/09/26	HQN
4,4'-DDE	ND		ug/L	0.1	0.04	0.99	395557	02/17/26	03/09/26	HQN
Endrin	ND		ug/L	0.1	0.01	0.99	395557	02/17/26	03/09/26	HQN
Endosulfan II	ND		ug/L	0.1	0.02	0.99	395557	02/17/26	03/09/26	HQN
Endosulfan sulfate	ND		ug/L	0.1	0.01	0.99	395557	02/17/26	03/09/26	HQN
4,4'-DDD	ND		ug/L	0.1	0.03	0.99	395557	02/17/26	03/09/26	HQN
Endrin aldehyde	ND		ug/L	0.1	0.04	0.99	395557	02/17/26	03/09/26	HQN
Endrin ketone	ND		ug/L	0.1	0.03	0.99	395557	02/17/26	03/09/26	HQN
4,4'-DDT	ND		ug/L	0.1	0.08	0.99	395557	02/17/26	03/09/26	HQN
Methoxychlor	ND		ug/L	0.1	0.04	0.99	395557	02/17/26	03/09/26	HQN
Toxaphene	ND		ug/L	2.0	0.4	0.99	395557	02/17/26	03/09/26	HQN
Chlordane (Technical)	ND		ug/L	1.0	0.2	0.99	395557	02/17/26	03/09/26	HQN
Surrogates				**Limits**						

Results for any subcontracted analyses are not included in this section.

ENTHALPY ANALYTICAL

Analysis Results for 553208

553208-001 Analyte	Result	Qual	Units	RL	MDL	DF	Batch	Prepared	Analyzed	Chemist
TCMX	77%		%REC	29-120		0.99	395557	02/17/26	03/09/26	HQN
Decachlorobiphenyl	67%		%REC	33-132		0.99	395557	02/17/26	03/09/26	HQN
Method: EPA 8082 Prep Method: EPA 3510C										
Aroclor-1016	ND		ug/L	0.49	0.30	0.99	395557	02/17/26	02/18/26	HQN
Aroclor-1221	ND		ug/L	0.49	0.46	0.99	395557	02/17/26	02/18/26	HQN
Aroclor-1232	ND		ug/L	0.49	0.27	0.99	395557	02/17/26	02/18/26	HQN
Aroclor-1242	ND		ug/L	0.49	0.28	0.99	395557	02/17/26	02/18/26	HQN
Aroclor-1248	ND		ug/L	0.49	0.23	0.99	395557	02/17/26	02/18/26	HQN
Aroclor-1254	ND		ug/L	0.49	0.26	0.99	395557	02/17/26	02/18/26	HQN
Aroclor-1260	ND		ug/L	0.49	0.32	0.99	395557	02/17/26	02/18/26	HQN
Aroclor-1262	ND		ug/L	0.49	0.29	0.99	395557	02/17/26	02/18/26	HQN
Aroclor-1268	ND		ug/L	0.49	0.26	0.99	395557	02/17/26	02/18/26	HQN
Surrogates				**Limits**						
Decachlorobiphenyl (PCB)	69%		%REC	28-138		0.99	395557	02/17/26	02/18/26	HQN
Method: EPA 8260B Prep Method: EPA 5030B										
Carbon Disulfide	ND		ug/L	5.0	0.1	1	395486	02/17/26	02/17/26	TCN
Chloroprene	ND		ug/L	200	2.7	1	395486	02/17/26	02/17/26	TCN
3-Chloropropene	ND		ug/L	5.0	0.2	1	395486	02/17/26	02/17/26	TCN
Ethyl methacrylate	ND		ug/L	50	3.9	1	395486	02/17/26	02/17/26	TCN
Ethanol	ND		ug/L	500	160	1	395486	02/17/26	02/17/26	TCN
2-Hexanone	ND		ug/L	5.0	1.3	1	395486	02/17/26	02/17/26	TCN
Isopropanol (IPA)	ND		ug/L	200	96	1	395486	02/17/26	02/17/26	TCN
Methyl acrylonitrile	ND		ug/L	35	4.2	1	395486	02/17/26	02/17/26	TCN
Vinyl Acetate	ND		ug/L	50	3.2	1	395486	02/17/26	02/17/26	TCN
Acrolein	ND		ug/L	200	2.6	1	395486	02/17/26	02/17/26	TCN
Acrylonitrile	ND		ug/L	10	0.7	1	395486	02/17/26	02/17/26	TCN
Freon 12	ND		ug/L	5.0	0.2	1	395486	02/17/26	02/17/26	TCN
Chloromethane	ND		ug/L	5.0	0.09	1	395486	02/17/26	02/17/26	TCN
Vinyl Chloride	ND		ug/L	5.0	0.1	1	395486	02/17/26	02/17/26	TCN
Bromomethane	ND		ug/L	5.0	0.1	1	395486	02/17/26	02/17/26	TCN
Chloroethane	ND		ug/L	5.0	0.1	1	395486	02/17/26	02/17/26	TCN
Trichlorofluoromethane	ND		ug/L	5.0	0.1	1	395486	02/17/26	02/17/26	TCN
Iodomethane	ND		ug/L	5.0		1	395486	02/17/26	02/17/26	TCN
Acetone	ND		ug/L	100	14	1	395486	02/17/26	02/17/26	TCN
Freon 113	ND		ug/L	5.0	0.1	1	395486	02/17/26	02/17/26	TCN
1,1-Dichloroethene	ND		ug/L	5.0	0.1	1	395486	02/17/26	02/17/26	TCN
Methylene Chloride	ND		ug/L	10	0.2	1	395486	02/17/26	02/17/26	TCN
MTBE	ND		ug/L	5.0	0.1	1	395486	02/17/26	02/17/26	TCN
trans-1,2-Dichloroethene	ND		ug/L	5.0	0.1	1	395486	02/17/26	02/17/26	TCN
1,1-Dichloroethane	ND		ug/L	5.0	0.09	1	395486	02/17/26	02/17/26	TCN
2-Butanone	ND		ug/L	10	1.3	1	395486	02/17/26	02/17/26	TCN
cis-1,2-Dichloroethene	ND		ug/L	5.0	0.1	1	395486	02/17/26	02/17/26	TCN
2,2-Dichloropropane	ND		ug/L	5.0	0.2	1	395486	02/17/26	02/17/26	TCN
Chloroform	ND		ug/L	5.0	0.08	1	395486	02/17/26	02/17/26	TCN
Bromochloromethane	ND		ug/L	5.0	0.1	1	395486	02/17/26	02/17/26	TCN
1,1,1-Trichloroethane	ND		ug/L	5.0	0.1	1	395486	02/17/26	02/17/26	TCN
1,1-Dichloropropene	ND		ug/L	5.0	0.1	1	395486	02/17/26	02/17/26	TCN
Carbon Tetrachloride	ND		ug/L	5.0	0.1	1	395486	02/17/26	02/17/26	TCN
1,2-Dichloroethane	ND		ug/L	5.0	0.2	1	395486	02/17/26	02/17/26	TCN

Results for any subcontracted analyses are not included in this section.

ENTHALPY ANALYTICAL

Analysis Results for 553208

553208-001 Analyte	Result	Qual	Units	RL	MDL	DF	Batch	Prepared	Analyzed	Chemist
Benzene	ND		ug/L	1.0	0.1	1	395486	02/17/26	02/17/26	TCN
Trichloroethene	ND		ug/L	5.0	0.1	1	395486	02/17/26	02/17/26	TCN
1,2-Dichloropropane	ND		ug/L	5.0	0.09	1	395486	02/17/26	02/17/26	TCN
Bromodichloromethane	ND		ug/L	5.0	0.07	1	395486	02/17/26	02/17/26	TCN
Dibromomethane	ND		ug/L	5.0	0.1	1	395486	02/17/26	02/17/26	TCN
4-Methyl-2-Pentanone	ND		ug/L	5.0	1.0	1	395486	02/17/26	02/17/26	TCN
cis-1,3-Dichloropropene	ND		ug/L	5.0	0.1	1	395486	02/17/26	02/17/26	TCN
Toluene	ND		ug/L	5.0	0.1	1	395486	02/17/26	02/17/26	TCN
trans-1,3-Dichloropropene	ND		ug/L	5.0	0.09	1	395486	02/17/26	02/17/26	TCN
1,1,2-Trichloroethane	ND		ug/L	5.0	0.1	1	395486	02/17/26	02/17/26	TCN
1,3-Dichloropropane	ND		ug/L	5.0	0.07	1	395486	02/17/26	02/17/26	TCN
Tetrachloroethene	ND		ug/L	5.0	0.2	1	395486	02/17/26	02/17/26	TCN
Dibromochloromethane	ND		ug/L	5.0	0.1	1	395486	02/17/26	02/17/26	TCN
1,2-Dibromoethane	ND		ug/L	5.0	0.1	1	395486	02/17/26	02/17/26	TCN
Chlorobenzene	ND		ug/L	5.0	0.1	1	395486	02/17/26	02/17/26	TCN
1,1,1,2-Tetrachloroethane	ND		ug/L	5.0	0.07	1	395486	02/17/26	02/17/26	TCN
Ethylbenzene	ND		ug/L	5.0	0.1	1	395486	02/17/26	02/17/26	TCN
m,p-Xylenes	ND		ug/L	5.0	0.2	1	395486	02/17/26	02/17/26	TCN
o-Xylene	ND		ug/L	5.0	0.1	1	395486	02/17/26	02/17/26	TCN
Styrene	ND		ug/L	5.0	0.1	1	395486	02/17/26	02/17/26	TCN
Bromoform	ND		ug/L	5.0	0.06	1	395486	02/17/26	02/17/26	TCN
Isopropylbenzene	ND		ug/L	5.0	0.1	1	395486	02/17/26	02/17/26	TCN
1,1,2,2-Tetrachloroethane	ND		ug/L	5.0	0.1	1	395486	02/17/26	02/17/26	TCN
1,2,3-Trichloropropane	ND		ug/L	5.0	0.3	1	395486	02/17/26	02/17/26	TCN
Propylbenzene	ND		ug/L	5.0	0.1	1	395486	02/17/26	02/17/26	TCN
Bromobenzene	ND		ug/L	5.0	0.1	1	395486	02/17/26	02/17/26	TCN
1,3,5-Trimethylbenzene	ND		ug/L	5.0	0.1	1	395486	02/17/26	02/17/26	TCN
2-Chlorotoluene	ND		ug/L	5.0	0.1	1	395486	02/17/26	02/17/26	TCN
4-Chlorotoluene	ND		ug/L	5.0	0.2	1	395486	02/17/26	02/17/26	TCN
tert-Butylbenzene	ND		ug/L	5.0	0.1	1	395486	02/17/26	02/17/26	TCN
1,2,4-Trimethylbenzene	ND		ug/L	5.0	0.1	1	395486	02/17/26	02/17/26	TCN
sec-Butylbenzene	ND		ug/L	5.0	0.2	1	395486	02/17/26	02/17/26	TCN
para-Isopropyl Toluene	ND		ug/L	5.0	0.2	1	395486	02/17/26	02/17/26	TCN
1,3-Dichlorobenzene	ND		ug/L	5.0	0.1	1	395486	02/17/26	02/17/26	TCN
1,4-Dichlorobenzene	ND		ug/L	5.0	0.2	1	395486	02/17/26	02/17/26	TCN
n-Butylbenzene	ND		ug/L	5.0	0.1	1	395486	02/17/26	02/17/26	TCN
1,2-Dichlorobenzene	ND		ug/L	5.0	0.1	1	395486	02/17/26	02/17/26	TCN
1,2-Dibromo-3-Chloropropane	ND		ug/L	5.0	0.6	1	395486	02/17/26	02/17/26	TCN
1,2,4-Trichlorobenzene	ND		ug/L	5.0	0.3	1	395486	02/17/26	02/17/26	TCN
Hexachlorobutadiene	ND		ug/L	5.0	0.3	1	395486	02/17/26	02/17/26	TCN
1,2,3-Trichlorobenzene	ND		ug/L	5.0	0.3	1	395486	02/17/26	02/17/26	TCN
cis-1,4-Dichloro-2-butene	ND		ug/L	5.0	0.3	1	395486	02/17/26	02/17/26	TCN
trans-1,4-Dichloro-2-butene	ND		ug/L	5.0	0.3	1	395486	02/17/26	02/17/26	TCN
Xylene (total)	ND		ug/L	5.0		1	395486	02/17/26	02/17/26	TCN
Surrogates				**Limits**						
Dibromofluoromethane	99%		%REC	70-130		1	395486	02/17/26	02/17/26	TCN
1,2-Dichloroethane-d4	105%		%REC	70-130		1	395486	02/17/26	02/17/26	TCN
Toluene-d8	98%		%REC	70-130		1	395486	02/17/26	02/17/26	TCN
Bromofluorobenzene	101%		%REC	70-130		1	395486	02/17/26	02/17/26	TCN
Method: EPA 8270C-SIM Prep Method: EPA 3535										
1,4-Dioxane	**2.3**		ug/L	1.0	0.84	1	395455	02/17/26	02/17/26	ZFA

Results for any subcontracted analyses are not included in this section.

ENTHALPY ANALYTICAL

Analysis Results for 553208

553208-001 Analyte	Result	Qual	Units	RL	MDL	DF	Batch	Prepared	Analyzed	Chemist
Surrogates				**Limits**						
1,4-Dioxane-d8 (SUR)	105%		%REC	80-120		1	395455	02/17/26	02/17/26	ZFA
Method: EPA 8270E Prep Method: EPA 3510C										
Carbazole	ND		ug/L	9.5	2.6	0.95	395481	02/17/26	02/17/26	MSS
N-Nitrosodimethylamine	ND		ug/L	9.5	2.7	0.95	395481	02/17/26	02/17/26	MSS
Aniline	ND		ug/L	9.5	2.7	0.95	395481	02/17/26	02/17/26	MSS
bis(2-Chloroethyl)ether	ND		ug/L	24	3.5	0.95	395481	02/17/26	02/17/26	MSS
2-Chlorophenol	ND		ug/L	9.5	3.5	0.95	395481	02/17/26	02/17/26	MSS
1,3-Dichlorobenzene	ND		ug/L	9.5	3.1	0.95	395481	02/17/26	02/17/26	MSS
1,4-Dichlorobenzene	ND		ug/L	9.5	3.2	0.95	395481	02/17/26	02/17/26	MSS
Benzyl alcohol	ND		ug/L	24	5.5	0.95	395481	02/17/26	02/17/26	MSS
1,2-Dichlorobenzene	ND		ug/L	9.5	3.2	0.95	395481	02/17/26	02/17/26	MSS
bis(2-Chloroisopropyl) ether	ND		ug/L	9.5	3.7	0.95	395481	02/17/26	02/17/26	MSS
N-Nitroso-di-n-propylamine	ND		ug/L	9.5	3.7	0.95	395481	02/17/26	02/17/26	MSS
Hexachloroethane	ND		ug/L	9.5	2.9	0.95	395481	02/17/26	02/17/26	MSS
Nitrobenzene	ND		ug/L	24	8.0	0.95	395481	02/17/26	02/17/26	MSS
Isophorone	ND		ug/L	9.5	3.5	0.95	395481	02/17/26	02/17/26	MSS
2-Nitrophenol	ND		ug/L	9.5	5.2	0.95	395481	02/17/26	02/17/26	MSS
2,4-Dimethylphenol	ND		ug/L	9.5	3.1	0.95	395481	02/17/26	02/17/26	MSS
bis(2-Chloroethoxy)methane	ND		ug/L	9.5	3.5	0.95	395481	02/17/26	02/17/26	MSS
2,4-Dichlorophenol	ND		ug/L	9.5	3.5	0.95	395481	02/17/26	02/17/26	MSS
1,2,4-Trichlorobenzene	ND		ug/L	9.5	3.3	0.95	395481	02/17/26	02/17/26	MSS
4-Chloroaniline	ND		ug/L	9.5	2.9	0.95	395481	02/17/26	02/17/26	MSS
Hexachlorobutadiene	ND		ug/L	9.5	2.1	0.95	395481	02/17/26	02/17/26	MSS
4-Chloro-3-methylphenol	ND		ug/L	9.5	3.4	0.95	395481	02/17/26	02/17/26	MSS
2-Methylnaphthalene	ND		ug/L	9.5	3.2	0.95	395481	02/17/26	02/17/26	MSS
Hexachlorocyclopentadiene	ND		ug/L	24	7.4	0.95	395481	02/17/26	02/17/26	MSS
2,4,6-Trichlorophenol	ND		ug/L	9.5	3.9	0.95	395481	02/17/26	02/17/26	MSS
2,4,5-Trichlorophenol	ND		ug/L	9.5	3.5	0.95	395481	02/17/26	02/17/26	MSS
2-Chloronaphthalene	ND		ug/L	9.5	3.3	0.95	395481	02/17/26	02/17/26	MSS
2-Nitroaniline	ND		ug/L	48	4.1	0.95	395481	02/17/26	02/17/26	MSS
Dimethylphthalate	ND		ug/L	9.5	3.3	0.95	395481	02/17/26	02/17/26	MSS
Acenaphthylene	ND		ug/L	9.5	3.7	0.95	395481	02/17/26	02/17/26	MSS
2,6-Dinitrotoluene	ND		ug/L	9.5	4.2	0.95	395481	02/17/26	02/17/26	MSS
3-Nitroaniline	ND		ug/L	9.5	3.8	0.95	395481	02/17/26	02/17/26	MSS
Acenaphthene	ND		ug/L	9.5	3.1	0.95	395481	02/17/26	02/17/26	MSS
2,4-Dinitrophenol	ND		ug/L	48	14	0.95	395481	02/17/26	02/17/26	MSS
4-Nitrophenol	ND		ug/L	48	8.1	0.95	395481	02/17/26	02/17/26	MSS
Dibenzofuran	ND		ug/L	9.5	3.1	0.95	395481	02/17/26	02/17/26	MSS
2,4-Dinitrotoluene	ND		ug/L	9.5	4.1	0.95	395481	02/17/26	02/17/26	MSS
Diethylphthalate	ND		ug/L	9.5	2.8	0.95	395481	02/17/26	02/17/26	MSS
Fluorene	ND		ug/L	9.5	3.0	0.95	395481	02/17/26	02/17/26	MSS
4-Chlorophenyl-phenylether	ND		ug/L	9.5	2.9	0.95	395481	02/17/26	02/17/26	MSS
4-Nitroaniline	ND		ug/L	9.5	3.2	0.95	395481	02/17/26	02/17/26	MSS
4,6-Dinitro-2-methylphenol	ND		ug/L	48	16	0.95	395481	02/17/26	02/17/26	MSS
N-Nitrosodiphenylamine	ND		ug/L	9.5	3.8	0.95	395481	02/17/26	02/17/26	MSS
1,2-diphenylhydrazine (as azobenzene)	ND		ug/L	9.5	2.8	0.95	395481	02/17/26	02/17/26	MSS
4-Bromophenyl-phenylether	ND		ug/L	9.5	3.1	0.95	395481	02/17/26	02/17/26	MSS
Hexachlorobenzene	ND		ug/L	9.5	2.9	0.95	395481	02/17/26	02/17/26	MSS

Results for any subcontracted analyses are not included in this section.

ENTHALPY ANALYTICAL

Analysis Results for 553208

553208-001 Analyte	Result	Qual	Units	RL	MDL	DF	Batch	Prepared	Analyzed	Chemist
Pentachlorophenol	ND		ug/L	24	5.4	0.95	395481	02/17/26	02/17/26	MSS
Phenanthrene	ND		ug/L	9.5	2.8	0.95	395481	02/17/26	02/17/26	MSS
Anthracene	ND		ug/L	9.5	2.7	0.95	395481	02/17/26	02/17/26	MSS
Di-n-butylphthalate	ND		ug/L	9.5	2.9	0.95	395481	02/17/26	02/17/26	MSS
Fluoranthene	ND		ug/L	9.5	2.7	0.95	395481	02/17/26	02/17/26	MSS
Benzidine	ND		ug/L	48	18	0.95	395481	02/17/26	02/17/26	MSS
Pyrene	ND		ug/L	9.5	2.6	0.95	395481	02/17/26	02/17/26	MSS
Butylbenzylphthalate	ND		ug/L	9.5	3.5	0.95	395481	02/17/26	02/17/26	MSS
3,3'-Dichlorobenzidine	ND		ug/L	24	4.9	0.95	395481	02/17/26	02/17/26	MSS
Benzo(a)anthracene	ND		ug/L	9.5	2.3	0.95	395481	02/17/26	02/17/26	MSS
Chrysene	ND		ug/L	9.5	2.4	0.95	395481	02/17/26	02/17/26	MSS
bis(2-Ethylhexyl)phthalate	ND		ug/L	9.5	3.2	0.95	395481	02/17/26	02/17/26	MSS
Di-n-octylphthalate	ND		ug/L	9.5	4.5	0.95	395481	02/17/26	02/17/26	MSS
Benzo(b)fluoranthene	ND		ug/L	9.5	2.9	0.95	395481	02/17/26	02/17/26	MSS
Benzo(k)fluoranthene	ND		ug/L	9.5	3.0	0.95	395481	02/17/26	02/17/26	MSS
Benzo(a)pyrene	ND		ug/L	9.5	3.0	0.95	395481	02/17/26	02/17/26	MSS
Indeno(1,2,3-cd)pyrene	ND		ug/L	9.5	4.0	0.95	395481	02/17/26	02/17/26	MSS
Dibenz(a,h)anthracene	ND		ug/L	9.5	4.0	0.95	395481	02/17/26	02/17/26	MSS
Benzo(g,h,i)perylene	ND		ug/L	9.5	3.9	0.95	395481	02/17/26	02/17/26	MSS
Surrogates				**Limits**						
2-Fluorophenol	36%		%REC	15-120		0.95	395481	02/17/26	02/17/26	MSS
Phenol-d6	27%		%REC	15-120		0.95	395481	02/17/26	02/17/26	MSS
2,4,6-Tribromophenol	90%		%REC	15-140		0.95	395481	02/17/26	02/17/26	MSS
Nitrobenzene-d5	55%		%REC	15-123		0.95	395481	02/17/26	02/17/26	MSS
2-Fluorobiphenyl	56%		%REC	15-120		0.95	395481	02/17/26	02/17/26	MSS
Terphenyl-d14	74%		%REC	15-120		0.95	395481	02/17/26	02/17/26	MSS
Method: SM 4500-CN-E Prep Method: METHOD										
Cyanide	ND		mg/L	0.0050	0.0017	0.5	395536	02/17/26	02/18/26	JAK
Method: SM 4500-P-B5-E										
Phosphorus	**0.52**		mg/L	0.020	0.014	1	395220	02/18/26	02/18/26	RDL
Method: SM 4500-S2-D Prep Method: METHOD										
Sulfide	ND		mg/L	0.10		1	395526	02/17/26	02/17/26	LVL
Method: SM 5310B Prep Method: SM 5310B										
Total Organic Carbon	**27**		mg/L	1.0	0.49	1	395528	02/17/26	02/17/26	BDR
Method: SM 9221B Prep Method: METHOD										
Coliform, Total	**>1,600**	H	MPN/100ml	1.8		1	395589	02/17/26 14:26	02/20/26 12:56	LXT
Method: SM 9221F										
Coliform, E. Coli	**240**	H	MPN/100ml	1.8		1	395589	02/17/26 14:26	02/20/26 12:56	LXT
Method: SM2130B										
Turbidity	**240**		NTU	0.20	0.12	1	395530	02/17/26 14:07	02/17/26 14:07	TRR
Method: SM2320B Prep Method: METHOD										
Bicarbonate	**170**		mg/L	3.0		1.3	395653	02/18/26	02/18/26	WWC
Alkalinity, Total as CaCO3	**150**		mg/L	2.5		1.3	395653	02/18/26	02/18/26	WWC

Results for any subcontracted analyses are not included in this section.

Analysis Results for 553208

553208-001 Analyte	Result	Qual	Units	RL	MDL	DF	Batch	Prepared	Analyzed	Chemist
Method: SM2510B Prep Method: METHOD										
Specific Conductance	**780**		umhos/cm	1.0		1	395466	02/16/26	02/16/26	AAB
Method: SM2540C Prep Method: METHOD										
Total Dissolved Solids	**560**		mg/L	20		2	395465	02/16/26	02/18/26	AAB
Method: SM2540D Prep Method: METHOD										
Total Suspended Solids	**280**		mg/L	0.5		1	395502	02/17/26	02/17/26	JAG
Method: SM5210B Prep Method: METHOD										
Biochemical Oxygen Demand	**5.1**	BOD5	mg/L	3.0		1	395456	02/16/26 19:13	02/21/26 15:25	AAB
Method: SM5220D Prep Method: SM 5220D										
Chemical Oxygen Demand	**72**		mg/L	4.0	2.0	1	395517	02/17/26	02/17/26	RDL

*	Value is outside QC limits
>	Value exceeds indicated concentration
BOD5	Estimated result, under-depleted, highest volume replicate reported
H	Holding time was exceeded
J	Estimated value
ND	Not Detected

Results for any subcontracted analyses are not included in this section.

ENTHALPY ANALYTICAL

Batch QC

Type: Blank	Lab ID: QC1341120	Batch: 395496
Matrix: Water	Method: EPA 1664A	Prep Method: METHOD

QC1341120 Analyte	Result	Qual	Units	RL	MDL	Prepared	Analyzed
Total Oil and Grease	ND		mg/L	5.0	0.97	02/17/26	02/18/26

Type: Lab Control Sample	Lab ID: QC1341121	Batch: 395496
Matrix: Water	Method: EPA 1664A	Prep Method: METHOD

QC1341121 Analyte	Result	Spiked	Units	Recovery	Qual	Limits
Total Oil and Grease	36.30	40.00	mg/L	91%		78-114

Type: Lab Control Sample Duplicate	Lab ID: QC1341122	Batch: 395496
Matrix: Water	Method: EPA 1664A	Prep Method: METHOD

QC1341122 Analyte	Result	Spiked	Units	Recovery	Qual	Limits	RPD	RPD Lim
Total Oil and Grease	36.10	40.00	mg/L	90%		78-114	1	18

Type: Blank	Lab ID: QC1341116	Batch: 395497
Matrix: Water	Method: EPA 200.7	Prep Method: EPA 3015A

QC1341116 Analyte	Result	Qual	Units	RL	MDL	Prepared	Analyzed
Calcium	0.22		mg/L	0.10	0.0095	02/17/26	02/17/26
Magnesium	ND		mg/L	0.10	0.017	02/17/26	02/17/26
Potassium	0.90		mg/L	0.50	0.20	02/17/26	02/17/26
Sodium	2.9		mg/L	0.50	0.017	02/17/26	02/18/26

Type: Lab Control Sample	Lab ID: QC1341117	Batch: 395497
Matrix: Water	Method: EPA 200.7	Prep Method: EPA 3015A

QC1341117 Analyte	Result	Spiked	Units	Recovery	Qual	Limits
Calcium	18.51	20.40	mg/L	91%		85-115
Magnesium	18.74	20.40	mg/L	92%		85-115
Potassium	21.10	24.00	mg/L	88%		85-115
Sodium	20.18	20.40	mg/L	99%		85-115

Type: Matrix Spike	Lab ID: QC1341118	Batch: 395497
Matrix (Source ID): Water (552611-002)	Method: EPA 200.7	Prep Method: EPA 3015A

QC1341118 Analyte	Result	Source Sample Result	Spiked	Units	Recovery	Qual	Limits	DF
Calcium	135.0	118.5	20.40	mg/L	81%	NM	75-125	1
Magnesium	38.88	21.34	20.40	mg/L	86%		75-125	1
Potassium	36.60	16.16	24.00	mg/L	85%		75-125	1
Sodium	147.0	130.4	20.40	mg/L	81%	NM	75-125	1

ENTHALPY ANALYTICAL

Batch QC

Type:	Matrix Spike Duplicate	Lab ID:	QC1341119	Batch:	395497
Matrix (Source ID):	Water (552611-002)	Method:	EPA 200.7	Prep Method:	EPA 3015A

QC1341119 Analyte	Result	Source Sample Result	Spiked	Units	Recovery	Qual	Limits	RPD	RPD Lim	DF
Calcium	136.9	118.5	20.40	mg/L	90%	NM	75-125	1	20	1
Magnesium	40.40	21.34	20.40	mg/L	93%		75-125	4	20	1
Potassium	38.12	16.16	24.00	mg/L	92%		75-125	4	20	1
Sodium	148.8	130.4	20.40	mg/L	91%	NM	75-125	1	20	1

Type:	Serial Dilution	Lab ID:	QC1341214	Batch:	395497
Matrix (Source ID):	Water (552611-002)	Method:	EPA 200.7	Prep Method:	EPA 3015A

QC1341214 Analyte	Result	Source Sample Result	Units	Qual	RPD	RPD Lim	DF
Calcium	126.9	118.5	mg/L				5
Magnesium	22.86	21.34	mg/L				5
Potassium	16.66	16.16	mg/L				5
Sodium	140.3	130.4	mg/L				5

Type:	Blank	Lab ID:	QC1341496	Batch:	395627
Matrix:	Water	Method:	EPA 200.7	Prep Method:	EPA 3015A

QC1341496 Analyte	Result	Qual	Units	RL	MDL	Prepared	Analyzed
Iron	ND		mg/L	0.020	0.017	02/18/26	02/18/26

Type:	Lab Control Sample	Lab ID:	QC1341497	Batch:	395627
Matrix:	Water	Method:	EPA 200.7	Prep Method:	EPA 3015A

QC1341497 Analyte	Result	Spiked	Units	Recovery	Qual	Limits
Iron	0.3638	0.4000	mg/L	91%		85-115

Type:	Matrix Spike	Lab ID:	QC1341498	Batch:	395627
Matrix (Source ID):	Water (553258-001)	Method:	EPA 200.7	Prep Method:	EPA 3015A

QC1341498 Analyte	Result	Source Sample Result	Spiked	Units	Recovery	Qual	Limits	DF
Iron	0.5404	0.1591	0.4000	mg/L	95%		75-125	1

Type:	Matrix Spike Duplicate	Lab ID:	QC1341499	Batch:	395627
Matrix (Source ID):	Water (553258-001)	Method:	EPA 200.7	Prep Method:	EPA 3015A

QC1341499 Analyte	Result	Source Sample Result	Spiked	Units	Recovery	Qual	Limits	RPD	RPD Lim	DF
Iron	0.5460	0.1591	0.4000	mg/L	97%		75-125	1	20	1

ENTHALPY ANALYTICAL

Batch QC

Type:	**Serial Dilution**	**Lab ID:**	**QC1341543**	**Batch:**	**395627**
Matrix (Source ID):	**Water (553258-001)**	**Method:**	**EPA 200.7**	**Prep Method:**	**EPA 3015A**

QC1341543 Analyte	Result	Source Sample Result	Units	Qual	RPD	RPD Lim	DF
Iron	0.1572	0.1591	mg/L				5

Type:	**Blank**	**Lab ID:**	**QC1341220**	**Batch:**	**395533**
Matrix:	**Water**	**Method:**	**EPA 200.8**	**Prep Method:**	**EPA 3015A**

QC1341220 Analyte	Result	Qual	Units	RL	MDL	Prepared	Analyzed
Antimony	ND		ug/L	2.0	1.0	02/17/26	02/17/26
Arsenic	ND		ug/L	2.0	0.27	02/17/26	02/17/26
Barium	ND		ug/L	5.0	0.44	02/17/26	02/17/26
Beryllium	ND		ug/L	1.0	0.060	02/17/26	02/17/26
Boron	ND		ug/L	10	7.7	02/17/26	02/17/26
Cadmium	ND		ug/L	1.0	0.072	02/17/26	02/17/26
Chromium	ND		ug/L	5.0	0.43	02/17/26	02/17/26
Cobalt	ND		ug/L	1.0	0.090	02/17/26	02/17/26
Copper	ND		ug/L	3.0	0.96	02/17/26	02/17/26
Lead	ND		ug/L	5.0	0.23	02/17/26	02/17/26
Manganese	ND		ug/L	10	3.8	02/17/26	02/17/26
Nickel	ND		ug/L	5.0	1.3	02/17/26	02/17/26
Selenium	ND		ug/L	2.0	1.9	02/17/26	02/17/26
Silver	ND		ug/L	5.0	0.37	02/17/26	02/17/26
Thallium	ND		ug/L	1.0	0.25	02/17/26	02/17/26
Tin	ND		ug/L	5.0	1.5	02/17/26	02/17/26
Vanadium	ND		ug/L	5.0	0.36	02/17/26	02/17/26
Zinc	ND		ug/L	10	7.6	02/17/26	02/17/26

ENTHALPY ANALYTICAL

Batch QC

Type: Lab Control Sample	Lab ID: QC1341221	Batch: 395533
Matrix: Water	Method: EPA 200.8	Prep Method: EPA 3015A

QC1341221 Analyte	Result	Spiked	Units	Recovery	Qual	Limits
Antimony	105.6	100.0	ug/L	106%		85-115
Arsenic	98.43	100.0	ug/L	98%		85-115
Barium	98.00	100.0	ug/L	98%		85-115
Beryllium	95.79	100.0	ug/L	96%		85-115
Boron	87.05	100.0	ug/L	87%		85-115
Cadmium	98.83	100.0	ug/L	99%		85-115
Chromium	98.07	100.0	ug/L	98%		85-115
Cobalt	98.09	100.0	ug/L	98%		85-115
Copper	97.18	100.0	ug/L	97%		85-115
Lead	96.42	100.0	ug/L	96%		85-115
Manganese	99.67	100.0	ug/L	100%		85-115
Nickel	99.03	100.0	ug/L	99%		85-115
Selenium	96.10	100.0	ug/L	96%		85-115
Silver	48.82	50.00	ug/L	98%		85-115
Thallium	96.69	100.0	ug/L	97%		85-115
Tin	94.22	100.0	ug/L	94%		85-115
Vanadium	98.58	100.0	ug/L	99%		85-115
Zinc	97.50	100.0	ug/L	97%		85-115

Type: Matrix Spike	Lab ID: QC1341234	Batch: 395533
Matrix (Source ID): Water (553180-001)	Method: EPA 200.8	Prep Method: EPA 3015A

QC1341234 Analyte	Result	Source Sample Result	Spiked	Units	Recovery	Qual	Limits	DF
Antimony	116.7	6.968	100.0	ug/L	110%		70-130	10
Arsenic	101.4	3.322	100.0	ug/L	98%		70-130	10
Barium	964.1	814.0	100.0	ug/L	150%	NM	70-130	10
Beryllium	102.2	ND	100.0	ug/L	102%		70-130	10
Boron	329.1	205.2	100.0	ug/L	124%	NM	70-130	10
Cadmium	104.2	1.633	100.0	ug/L	103%		70-130	10
Chromium	105.9	6.860	100.0	ug/L	99%		70-130	10
Cobalt	99.19	1.546	100.0	ug/L	98%		70-130	10
Copper	368.2	271.6	100.0	ug/L	97%		70-130	10
Lead	145.5	40.05	100.0	ug/L	105%		70-130	10
Manganese	180.9	78.49	100.0	ug/L	102%		70-130	10
Nickel	117.6	16.29	100.0	ug/L	101%		70-130	10
Selenium	89.36	ND	100.0	ug/L	89%		70-130	10
Silver	50.83	ND	50.00	ug/L	102%		70-130	10
Thallium	100.1	ND	100.0	ug/L	100%		70-130	10
Tin	112.1	2.309	100.0	ug/L	110%		70-130	10
Vanadium	104.1	3.427	100.0	ug/L	101%		70-130	10
Zinc	637.9	538.9	100.0	ug/L	99%	NM	70-130	10

ENTHALPY ANALYTICAL

Batch QC

Type:	Matrix Spike Duplicate	Lab ID:	QC1341235	Batch:	395533
Matrix (Source ID):	Water (553180-001)	Method:	EPA 200.8	Prep Method:	EPA 3015A

QC1341235 Analyte	Result	Source Sample Result	Spiked	Units	Recovery	Qual	Limits	RPD	RPD Lim	DF
Antimony	109.6	6.968	100.0	ug/L	103%		70-130	6	20	10
Arsenic	97.31	3.322	100.0	ug/L	94%		70-130	4	20	10
Barium	922.2	814.0	100.0	ug/L	108%	NM	70-130	4	20	10
Beryllium	92.98	ND	100.0	ug/L	93%		70-130	9	20	10
Boron	323.2	205.2	100.0	ug/L	118%	NM	70-130	2	20	10
Cadmium	96.79	1.633	100.0	ug/L	95%		70-130	7	20	10
Chromium	101.2	6.860	100.0	ug/L	94%		70-130	5	20	10
Cobalt	96.20	1.546	100.0	ug/L	95%		70-130	3	20	10
Copper	366.2	271.6	100.0	ug/L	95%		70-130	1	20	10
Lead	134.0	40.05	100.0	ug/L	94%		70-130	8	20	10
Manganese	194.1	78.49	100.0	ug/L	116%		70-130	7	20	10
Nickel	113.7	16.29	100.0	ug/L	97%		70-130	3	20	10
Selenium	87.64	ND	100.0	ug/L	88%		70-130	2	20	10
Silver	45.79	ND	50.00	ug/L	92%		70-130	10	20	10
Thallium	96.03	ND	100.0	ug/L	96%		70-130	4	20	10
Tin	105.4	2.309	100.0	ug/L	103%		70-130	6	20	10
Vanadium	98.21	3.427	100.0	ug/L	95%		70-130	6	20	10
Zinc	657.3	538.9	100.0	ug/L	118%	NM	70-130	3	20	10

Type:	Matrix Spike	Lab ID:	QC1341236	Batch:	395533
Matrix (Source ID):	Water (553180-002)	Method:	EPA 200.8	Prep Method:	EPA 3015A

QC1341236 Analyte	Result	Source Sample Result	Spiked	Units	Recovery	Qual	Limits	DF
Antimony	113.0	4.489	100.0	ug/L	108%		70-130	10
Arsenic	100.2	1.647	100.0	ug/L	99%		70-130	10
Barium	440.0	340.4	100.0	ug/L	100%		70-130	10
Beryllium	100.9	ND	100.0	ug/L	101%		70-130	10
Boron	244.3	151.2	100.0	ug/L	93%		70-130	10
Cadmium	97.02	ND	100.0	ug/L	97%		70-130	10
Chromium	100.7	2.456	100.0	ug/L	98%		70-130	10
Cobalt	95.79	0.2770	100.0	ug/L	96%		70-130	10
Copper	97.87	11.93	100.0	ug/L	86%		70-130	10
Lead	101.7	3.559	100.0	ug/L	98%		70-130	10
Manganese	124.9	25.62	100.0	ug/L	99%		70-130	10
Nickel	98.75	2.124	100.0	ug/L	97%		70-130	10
Selenium	80.07	ND	100.0	ug/L	80%		70-130	10
Silver	47.63	ND	50.00	ug/L	95%		70-130	10
Thallium	98.31	ND	100.0	ug/L	98%		70-130	10
Tin	94.55	ND	100.0	ug/L	95%		70-130	10
Vanadium	98.69	0.9450	100.0	ug/L	98%		70-130	10
Zinc	154.9	46.01	100.0	ug/L	109%		70-130	10

ENTHALPY ANALYTICAL

Batch QC

Type:	Matrix Spike Duplicate	Lab ID:	QC1341237	Batch:	395533
Matrix (Source ID):	Water (553180-002)	Method:	EPA 200.8	Prep Method:	EPA 3015A

QC1341237 Analyte	Result	Source Sample Result	Spiked	Units	Recovery	Qual	Limits	RPD	RPD Lim	DF
Antimony	106.8	4.489	100.0	ug/L	102%		70-130	6	20	10
Arsenic	102.2	1.647	100.0	ug/L	101%		70-130	2	20	10
Barium	436.0	340.4	100.0	ug/L	96%		70-130	1	20	10
Beryllium	95.08	ND	100.0	ug/L	95%		70-130	6	20	10
Boron	240.9	151.2	100.0	ug/L	90%		70-130	1	20	10
Cadmium	94.94	ND	100.0	ug/L	95%		70-130	2	20	10
Chromium	97.30	2.456	100.0	ug/L	95%		70-130	3	20	10
Cobalt	97.95	0.2770	100.0	ug/L	98%		70-130	2	20	10
Copper	103.4	11.93	100.0	ug/L	91%		70-130	6	20	10
Lead	100.3	3.559	100.0	ug/L	97%		70-130	1	20	10
Manganese	125.1	25.62	100.0	ug/L	99%		70-130	0	20	10
Nickel	99.69	2.124	100.0	ug/L	98%		70-130	1	20	10
Selenium	92.10	ND	100.0	ug/L	92%		70-130	14	20	10
Silver	48.75	ND	50.00	ug/L	98%		70-130	2	20	10
Thallium	96.93	ND	100.0	ug/L	97%		70-130	1	20	10
Tin	96.27	ND	100.0	ug/L	96%		70-130	2	20	10
Vanadium	99.16	0.9450	100.0	ug/L	98%		70-130	0	20	10
Zinc	149.7	46.01	100.0	ug/L	104%		70-130	3	20	10

Type:	Blank	Lab ID:	QC1341089	Batch:	395489
Matrix:	Water	Method:	EPA 245.1	Prep Method:	EPA 245.1

QC1341089 Analyte	Result	Qual	Units	RL	MDL	Prepared	Analyzed
Mercury	ND		ug/L	0.40	0.091	02/17/26	02/17/26

Type:	Lab Control Sample	Lab ID:	QC1341090	Batch:	395489
Matrix:	Water	Method:	EPA 245.1	Prep Method:	EPA 245.1

QC1341090 Analyte	Result	Spiked	Units	Recovery	Qual	Limits
Mercury	4.840	5.000	ug/L	97%		85-115

Type:	Matrix Spike	Lab ID:	QC1341091	Batch:	395489
Matrix (Source ID):	Water (553001-001)	Method:	EPA 245.1	Prep Method:	EPA 245.1

QC1341091 Analyte	Result	Source Sample Result	Spiked	Units	Recovery	Qual	Limits	DF
Mercury	2.199	ND	5.000	ug/L	44%	*	75-125	1

ENTHALPY ANALYTICAL

Batch QC

Type:	Matrix Spike Duplicate	Lab ID:	QC1341092	Batch:	395489
Matrix (Source ID):	Water (553001-001)	Method:	EPA 245.1	Prep Method:	EPA 245.1

QC1341092 Analyte	Result	Source Sample Result	Spiked	Units	Recovery	Qual	Limits	RPD	RPD Lim	DF
Mercury	2.204	ND	5.000	ug/L	44%	*	75-125	0	20	1

Type:	Matrix Spike	Lab ID:	QC1341093	Batch:	395489
Matrix (Source ID):	Water (553206-002)	Method:	EPA 245.1	Prep Method:	EPA 245.1

QC1341093 Analyte	Result	Source Sample Result	Spiked	Units	Recovery	Qual	Limits	DF
Mercury	859.4	ND	1000	ug/L	86%		75-125	200

Type:	Matrix Spike Duplicate	Lab ID:	QC1341094	Batch:	395489
Matrix (Source ID):	Water (553206-002)	Method:	EPA 245.1	Prep Method:	EPA 245.1

QC1341094 Analyte	Result	Source Sample Result	Spiked	Units	Recovery	Qual	Limits	RPD	RPD Lim	DF
Mercury	878.7	ND	1000	ug/L	88%		75-125	2	20	200

Type:	Blank	Lab ID:	QC1341047	Batch:	395480
Matrix:	Water	Method:	EPA 300.0	Prep Method:	METHOD

QC1341047 Analyte	Result	Qual	Units	RL	MDL	Prepared	Analyzed
Fluoride	ND		mg/L	0.20	0.062	02/17/26 08:39	02/17/26 10:55
Chloride	ND		mg/L	1.0	0.27	02/17/26 08:39	02/17/26 10:55
Nitrogen, Nitrite	ND		mg/L	0.10	0.01	02/17/26 08:39	02/17/26 10:55
Bromide	ND		mg/L	0.30	0.049	02/17/26 08:39	02/17/26 10:55
Nitrogen, Nitrate	ND		mg/L	0.10	0.05	02/17/26 08:39	02/17/26 10:55
Sulfate	ND		mg/L	1.0	0.26	02/17/26 08:39	02/17/26 10:55

Type:	Lab Control Sample	Lab ID:	QC1341048	Batch:	395480
Matrix:	Water	Method:	EPA 300.0	Prep Method:	METHOD

QC1341048 Analyte	Result	Spiked	Units	Recovery	Qual	Limits
Fluoride	9.808	10.00	mg/L	98%		90-110
Chloride	47.55	50.00	mg/L	95%		90-110
Nitrogen, Nitrite	4.461	4.567	mg/L	98%		90-110
Bromide	15.03	15.00	mg/L	100%		90-110
Nitrogen, Nitrate	4.517	4.518	mg/L	100%		90-110
Sulfate	25.16	25.00	mg/L	101%		90-110

ENTHALPY ANALYTICAL

Batch QC

Type:	**Matrix Spike**	**Lab ID:**	**QC1341051**	**Batch:**	**395480**
Matrix (Source ID):	**Water (552255-001)**	**Method:**	**EPA 300.0**	**Prep Method:**	**METHOD**

QC1341051 Analyte	Result	Source Sample Result	Spiked	Units	Recovery	Qual	Limits	DF
Fluoride	7.736	ND	20.00	mg/L	39%	*	80-129	1
Chloride	399.6	328.3	100.0	mg/L	71%	E,*	80-123	1
Nitrogen, Nitrite	8.773	0.03079	9.134	mg/L	96%		80-122	1
Bromide	18.38	2.839	15.00	mg/L	104%		80-121	1
Nitrogen, Nitrate	9.511	ND	9.036	mg/L	105%		80-123	1
Sulfate	57.34	5.199	50.00	mg/L	104%		79-124	1

Type:	**Matrix Spike Duplicate**	**Lab ID:**	**QC1341052**	**Batch:**	**395480**
Matrix (Source ID):	**Water (552255-001)**	**Method:**	**EPA 300.0**	**Prep Method:**	**METHOD**

QC1341052 Analyte	Result	Source Sample Result	Spiked	Units	Recovery	Qual	Limits	RPD	RPD Lim	DF
Fluoride	7.458	ND	20.00	mg/L	37%	*	80-129	4	21	1
Chloride	398.0	328.3	100.0	mg/L	70%	E,*	80-123		20	1
Nitrogen, Nitrite	8.484	0.03079	9.134	mg/L	93%		80-122	3	21	1
Bromide	17.94	2.839	15.00	mg/L	101%		80-121	2	20	1
Nitrogen, Nitrate	9.424	ND	9.036	mg/L	104%		80-123	1	20	1
Sulfate	55.75	5.199	50.00	mg/L	101%		79-124	3	20	1

Type:	**Blank**	**Lab ID:**	**QC1341095**	**Batch:**	**395490**
Matrix:	**Water**	**Method:**	**EPA 350.1**	**Prep Method:**	**METHOD**

QC1341095 Analyte	Result	Qual	Units	RL	MDL	Prepared	Analyzed
Ammonia-N	ND		mg/L	0.10	0.068	02/17/26	02/17/26

Type:	**Lab Control Sample**	**Lab ID:**	**QC1341096**	**Batch:**	**395490**
Matrix:	**Water**	**Method:**	**EPA 350.1**	**Prep Method:**	**METHOD**

QC1341096 Analyte	Result	Spiked	Units	Recovery	Qual	Limits
Ammonia-N	0.9276	1.000	mg/L	93%		90-110

Type:	**Matrix Spike**	**Lab ID:**	**QC1341104**	**Batch:**	**395490**
Matrix (Source ID):	**Water (552451-001)**	**Method:**	**EPA 350.1**	**Prep Method:**	**SM 4500-NH3-G SD**

QC1341104 Analyte	Result	Source Sample Result	Spiked	Units	Recovery	Qual	Limits	DF
Ammonia-N	0.9906	ND	1.000	mg/L	99%		90-110	1

ENTHALPY ANALYTICAL

Batch QC

Type:	**Matrix Spike Duplicate**	**Lab ID:**	**QC1341105**	**Batch:**	**395490**
Matrix (Source ID):	**Water (552451-001)**	**Method:**	**EPA 350.1**	**Prep Method:**	**SM 4500-NH3-G SD**

QC1341105 Analyte	Result	Source Sample Result	Spiked	Units	Recovery	Qual	Limits	RPD	RPD Lim	DF
Ammonia-N	0.9784	ND	1.000	mg/L	98%		90-110	1	20	1

Type:	**Blank**	**Lab ID:**	**QC1341160**	**Batch:**	**395514**
Matrix:	**Water**	**Method:**	**EPA 420.1**	**Prep Method:**	**METHOD**

QC1341160 Analyte	Result	Qual	Units	RL	MDL	Prepared	Analyzed
Total Phenolics	ND		mg/L	0.010	0.0056	02/17/26	02/17/26

Type:	**Lab Control Sample**	**Lab ID:**	**QC1341161**	**Batch:**	**395514**
Matrix:	**Water**	**Method:**	**EPA 420.1**	**Prep Method:**	**METHOD**

QC1341161 Analyte	Result	Spiked	Units	Recovery	Qual	Limits
Total Phenolics	0.07000	0.08000	mg/L	88%		80-120

Type:	**Lab Control Sample Duplicate**	**Lab ID:**	**QC1341162**	**Batch:**	**395514**
Matrix:	**Water**	**Method:**	**EPA 420.1**	**Prep Method:**	**METHOD**

QC1341162 Analyte	Result	Spiked	Units	Recovery	Qual	Limits	RPD	RPD Lim
Total Phenolics	0.07000	0.08000	mg/L	88%		80-120	0	20

ENTHALPY ANALYTICAL

Batch QC

Type: Blank	Lab ID: QC1341055	Batch: 395481
Matrix: Water		

QC1341055 Analyte	Result	Qual	Units	RL	MDL	Prepared	Analyzed
Method: EPA 625.1 Prep Method: EPA 3510C							
a-Terpineol	ND		ug/L	10	2.1	02/17/26	02/18/26
Benzoic acid	ND		ug/L	50	11	02/17/26	02/17/26
2-Methylphenol	ND		ug/L	10	3.2	02/17/26	02/17/26
Pyridine	ND		ug/L	10	2.8	02/17/26	02/17/26
Phenol	ND		ug/L	10	2.1	02/17/26	02/17/26
Naphthalene	ND		ug/L	10	3.6	02/17/26	02/17/26
3-,4-Methylphenol	ND		ug/L	10	3.0	02/17/26	02/17/26
Cresol	ND		ug/L	10		02/17/26	02/17/26
Surrogates				**Limits**			
2-Fluorophenol	44%		%REC	36-95		02/17/26	02/17/26
Phenol-d6	28%		%REC	28-82		02/17/26	02/17/26
2,4,6-Tribromophenol	68%		%REC	61-140		02/17/26	02/17/26
Nitrobenzene-d5	83%		%REC	48-123		02/17/26	02/17/26
2-Fluorobiphenyl	64%		%REC	51-105		02/17/26	02/17/26
Terphenyl-d14	81%		%REC	65-117		02/17/26	02/17/26
Method: EPA 8270E Prep Method: EPA 3510C							
Carbazole	ND		ug/L	10	2.8	02/17/26	02/17/26
N-Nitrosodimethylamine	ND		ug/L	10	2.9	02/17/26	02/17/26
Aniline	ND		ug/L	10	2.8	02/17/26	02/17/26
bis(2-Chloroethyl)ether	ND		ug/L	25	3.7	02/17/26	02/17/26
2-Chlorophenol	ND		ug/L	10	3.6	02/17/26	02/17/26
1,3-Dichlorobenzene	ND		ug/L	10	3.3	02/17/26	02/17/26
1,4-Dichlorobenzene	ND		ug/L	10	3.4	02/17/26	02/17/26
Benzyl alcohol	ND		ug/L	25	5.8	02/17/26	02/17/26
1,2-Dichlorobenzene	ND		ug/L	10	3.3	02/17/26	02/17/26
bis(2-Chloroisopropyl) ether	ND		ug/L	10	3.8	02/17/26	02/17/26
N-Nitroso-di-n-propylamine	ND		ug/L	10	3.9	02/17/26	02/17/26
Hexachloroethane	ND		ug/L	10	3.0	02/17/26	02/17/26
Nitrobenzene	ND		ug/L	25	8.4	02/17/26	02/17/26
Isophorone	ND		ug/L	10	3.7	02/17/26	02/17/26
2-Nitrophenol	ND		ug/L	10	5.4	02/17/26	02/17/26
2,4-Dimethylphenol	ND		ug/L	10	3.2	02/17/26	02/17/26
bis(2-Chloroethoxy)methane	ND		ug/L	10	3.7	02/17/26	02/17/26
2,4-Dichlorophenol	ND		ug/L	10	3.7	02/17/26	02/17/26
1,2,4-Trichlorobenzene	ND		ug/L	10	3.4	02/17/26	02/17/26
4-Chloroaniline	ND		ug/L	10	3.1	02/17/26	02/17/26
Hexachlorobutadiene	ND		ug/L	10	2.2	02/17/26	02/17/26
4-Chloro-3-methylphenol	ND		ug/L	10	3.6	02/17/26	02/17/26
2-Methylnaphthalene	ND		ug/L	10	3.4	02/17/26	02/17/26
Hexachlorocyclopentadiene	ND		ug/L	25	7.8	02/17/26	02/17/26
2,4,6-Trichlorophenol	ND		ug/L	10	4.1	02/17/26	02/17/26
2,4,5-Trichlorophenol	ND		ug/L	10	3.7	02/17/26	02/17/26
2-Chloronaphthalene	ND		ug/L	10	3.4	02/17/26	02/17/26
2-Nitroaniline	ND		ug/L	50	4.3	02/17/26	02/17/26

ENTHALPY ANALYTICAL

Batch QC

QC1341055 Analyte	Result	Qual	Units	RL	MDL	Prepared	Analyzed
Dimethylphthalate	ND		ug/L	10	3.4	02/17/26	02/17/26
Acenaphthylene	ND		ug/L	10	3.9	02/17/26	02/17/26
2,6-Dinitrotoluene	ND		ug/L	10	4.4	02/17/26	02/17/26
3-Nitroaniline	ND		ug/L	10	4.0	02/17/26	02/17/26
Acenaphthene	ND		ug/L	10	3.2	02/17/26	02/17/26
2,4-Dinitrophenol	ND		ug/L	50	15	02/17/26	02/17/26
4-Nitrophenol	ND		ug/L	50	8.5	02/17/26	02/17/26
Dibenzofuran	ND		ug/L	10	3.2	02/17/26	02/17/26
2,4-Dinitrotoluene	ND		ug/L	10	4.3	02/17/26	02/17/26
Diethylphthalate	ND		ug/L	10	2.9	02/17/26	02/17/26
Fluorene	ND		ug/L	10	3.1	02/17/26	02/17/26
4-Chlorophenyl-phenylether	ND		ug/L	10	3.1	02/17/26	02/17/26
4-Nitroaniline	ND		ug/L	10	3.3	02/17/26	02/17/26
4,6-Dinitro-2-methylphenol	ND		ug/L	50	17	02/17/26	02/17/26
N-Nitrosodiphenylamine	ND		ug/L	10	4.0	02/17/26	02/17/26
1,2-diphenylhydrazine (as azobenzene)	ND		ug/L	10	2.9	02/17/26	02/17/26
4-Bromophenyl-phenylether	ND		ug/L	10	3.3	02/17/26	02/17/26
Hexachlorobenzene	ND		ug/L	10	3.0	02/17/26	02/17/26
Pentachlorophenol	ND		ug/L	25	5.7	02/17/26	02/17/26
Phenanthrene	ND		ug/L	10	2.9	02/17/26	02/17/26
Anthracene	ND		ug/L	10	2.8	02/17/26	02/17/26
Di-n-butylphthalate	ND		ug/L	10	3.0	02/17/26	02/17/26
Fluoranthene	ND		ug/L	10	2.8	02/17/26	02/17/26
Benzidine	ND		ug/L	50	19	02/17/26	02/17/26
Pyrene	ND		ug/L	10	2.7	02/17/26	02/17/26
Butylbenzylphthalate	ND		ug/L	10	3.6	02/17/26	02/17/26
3,3'-Dichlorobenzidine	ND		ug/L	25	5.2	02/17/26	02/17/26
Benzo(a)anthracene	ND		ug/L	10	2.4	02/17/26	02/17/26
Chrysene	ND		ug/L	10	2.5	02/17/26	02/17/26
bis(2-Ethylhexyl)phthalate	ND		ug/L	10	3.3	02/17/26	02/17/26
Di-n-octylphthalate	ND		ug/L	10	4.7	02/17/26	02/17/26
Benzo(b)fluoranthene	ND		ug/L	10	3.0	02/17/26	02/17/26
Benzo(k)fluoranthene	ND		ug/L	10	3.1	02/17/26	02/17/26
Benzo(a)pyrene	ND		ug/L	10	3.1	02/17/26	02/17/26
Indeno(1,2,3-cd)pyrene	ND		ug/L	10	4.2	02/17/26	02/17/26
Dibenz(a,h)anthracene	ND		ug/L	10	4.2	02/17/26	02/17/26
Benzo(g,h,i)perylene	ND		ug/L	10	4.1	02/17/26	02/17/26
Surrogates				**Limits**			
2-Fluorophenol	44%		%REC	15-120		02/17/26	02/17/26
Phenol-d6	28%		%REC	15-120		02/17/26	02/17/26
2,4,6-Tribromophenol	68%		%REC	15-140		02/17/26	02/17/26
Nitrobenzene-d5	83%		%REC	15-123		02/17/26	02/17/26
2-Fluorobiphenyl	64%		%REC	15-120		02/17/26	02/17/26
Terphenyl-d14	81%		%REC	15-120		02/17/26	02/17/26

ENTHALPY ANALYTICAL

Batch QC

Type: Lab Control Sample **Lab ID:** QC1341056 **Batch:** 395481
Matrix: Water

QC1341056 Analyte	Result	Spiked	Units	Recovery	Qual	Limits
Method: EPA 625.1 Prep Method: EPA 3510C						
2-Methylphenol	37.16	75.00	ug/L	50%		44-120
Pyridine	32.22	75.00	ug/L	43%		13-120
Phenol	17.44	75.00	ug/L	23%		10-85
Naphthalene	39.65	75.00	ug/L	53%		23-133
3-,4-Methylphenol	34.52	75.00	ug/L	46%		40-120
Surrogates						
2-Fluorophenol	14.06	40.00	ug/L	35%	*	36-95
Phenol-d6	9.404	40.00	ug/L	24%	*	28-82
2,4,6-Tribromophenol	32.39	40.00	ug/L	81%		61-140
Nitrobenzene-d5	27.14	40.00	ug/L	68%		48-123
2-Fluorobiphenyl	20.08	40.00	ug/L	50%	*	51-105
Terphenyl-d14	37.36	40.00	ug/L	93%		65-117
Method: EPA 8270E Prep Method: EPA 3510C						
Phenol	17.44	75.00	ug/L	23%		14-120
2-Chlorophenol	39.77	75.00	ug/L	53%		46-120
1,4-Dichlorobenzene	35.25	75.00	ug/L	47%		42-120
3-,4-Methylphenol	34.52	75.00	ug/L	46%		40-120
N-Nitroso-di-n-propylamine	44.12	75.00	ug/L	59%		54-121
2,4-Dimethylphenol	43.49	75.00	ug/L	58%		48-120
1,2,4-Trichlorobenzene	37.20	75.00	ug/L	50%		45-120
4-Chloro-3-methylphenol	51.10	75.00	ug/L	68%		60-121
2,4,5-Trichlorophenol	59.96	75.00	ug/L	80%	b	62-124
Acenaphthene	42.74	75.00	ug/L	57%		56-120
4-Nitrophenol	43.01	75.00	ug/L	57%		17-120
2,4-Dinitrotoluene	80.08	75.00	ug/L	107%	b	69-127
Pentachlorophenol	76.69	75.00	ug/L	102%		51-120
Pyrene	74.18	75.00	ug/L	99%		68-123
Chrysene	71.37	75.00	ug/L	95%		66-120
Benzo(b)fluoranthene	68.76	75.00	ug/L	92%		67-120
Surrogates						
2-Fluorophenol	14.06	40.00	ug/L	35%		15-120
Phenol-d6	9.404	40.00	ug/L	24%		15-120
2,4,6-Tribromophenol	32.39	40.00	ug/L	81%		15-140
Nitrobenzene-d5	27.14	40.00	ug/L	68%		15-123
2-Fluorobiphenyl	20.08	40.00	ug/L	50%		15-120
Terphenyl-d14	37.36	40.00	ug/L	93%		15-120

ENTHALPY ANALYTICAL

Batch QC

Type: Lab Control Sample Duplicate **Lab ID:** QC1341057 **Batch:** 395481
Matrix: Water

QC1341057 Analyte	Result	Spiked	Units	Recovery	Qual	Limits	RPD	RPD Lim
Method: EPA 625.1 Prep Method: EPA 3510C								
2-Methylphenol	39.37	75.00	ug/L	52%		44-120	6	51
Pyridine	30.72	75.00	ug/L	41%		13-120	5	62
Phenol	18.32	75.00	ug/L	24%		10-85	5	52
Naphthalene	40.30	75.00	ug/L	54%		23-133	2	50
3-,4-Methylphenol	36.73	75.00	ug/L	49%		40-120	6	51
Surrogates								
2-Fluorophenol	14.05	40.00	ug/L	35%	*	36-95		
Phenol-d6	10.15	40.00	ug/L	25%	*	28-82		
2,4,6-Tribromophenol	30.43	40.00	ug/L	76%		61-140		
Nitrobenzene-d5	28.79	40.00	ug/L	72%		48-123		
2-Fluorobiphenyl	21.55	40.00	ug/L	54%		51-105		
Terphenyl-d14	33.38	40.00	ug/L	83%		65-117		
Method: EPA 8270E Prep Method: EPA 3510C								
Phenol	18.32	75.00	ug/L	24%		14-120	5	52
2-Chlorophenol	41.62	75.00	ug/L	55%		46-120	5	52
1,4-Dichlorobenzene	35.47	75.00	ug/L	47%		42-120	1	53
3-,4-Methylphenol	36.73	75.00	ug/L	49%		40-120	6	51
N-Nitroso-di-n-propylamine	49.94	75.00	ug/L	67%		54-121	12	52
2,4-Dimethylphenol	46.65	75.00	ug/L	62%		48-120	7	52
1,2,4-Trichlorobenzene	39.63	75.00	ug/L	53%		45-120	6	54
4-Chloro-3-methylphenol	55.36	75.00	ug/L	74%		60-121	8	47
2,4,5-Trichlorophenol	63.60	75.00	ug/L	85%	b	62-124	6	46
Acenaphthene	48.58	75.00	ug/L	65%		56-120	13	46
4-Nitrophenol	40.38	75.00	ug/L	54%		17-120	6	44
2,4-Dinitrotoluene	76.59	75.00	ug/L	102%	b	69-127	4	40
Pentachlorophenol	72.50	75.00	ug/L	97%		51-120	6	42
Pyrene	66.28	75.00	ug/L	88%		68-123	11	39
Chrysene	66.42	75.00	ug/L	89%		66-120	7	38
Benzo(b)fluoranthene	63.90	75.00	ug/L	85%		67-120	7	39
Surrogates								
2-Fluorophenol	14.05	40.00	ug/L	35%		15-120		
Phenol-d6	10.15	40.00	ug/L	25%		15-120		
2,4,6-Tribromophenol	30.43	40.00	ug/L	76%		15-140		
Nitrobenzene-d5	28.79	40.00	ug/L	72%		15-123		
2-Fluorobiphenyl	21.55	40.00	ug/L	54%		15-120		
Terphenyl-d14	33.38	40.00	ug/L	83%		15-120		

ENTHALPY ANALYTICAL

Batch QC

Type: Blank	Lab ID: QC1341287	Batch: 395557
Matrix: Water		

QC1341287 Analyte	Result	Qual	Units	RL	MDL	Prepared	Analyzed
Method: EPA 8081A Prep Method: EPA 3510C							
alpha-BHC	ND		ug/L	0.05	0.01	02/17/26	02/18/26
beta-BHC	ND		ug/L	0.05	0.01	02/17/26	02/18/26
gamma-BHC	ND		ug/L	0.05	0.009	02/17/26	02/18/26
delta-BHC	ND		ug/L	0.05	0.01	02/17/26	02/18/26
Heptachlor	ND		ug/L	0.05	0.01	02/17/26	02/18/26
Aldrin	ND		ug/L	0.05	0.01	02/17/26	02/18/26
Heptachlor epoxide	ND		ug/L	0.05	0.01	02/17/26	02/18/26
Endosulfan I	ND		ug/L	0.05	0.01	02/17/26	02/18/26
Dieldrin	ND		ug/L	0.1	0.01	02/17/26	02/18/26
4,4'-DDE	ND		ug/L	0.1	0.01	02/17/26	02/18/26
Endrin	ND		ug/L	0.1	0.01	02/17/26	02/18/26
Endosulfan II	ND		ug/L	0.1	0.02	02/17/26	02/18/26
Endosulfan sulfate	ND		ug/L	0.1	0.01	02/17/26	02/18/26
4,4'-DDD	ND		ug/L	0.1	0.01	02/17/26	02/18/26
Endrin aldehyde	ND		ug/L	0.1	0.02	02/17/26	02/18/26
Endrin ketone	ND		ug/L	0.1	0.02	02/17/26	02/18/26
4,4'-DDT	ND		ug/L	0.1	0.04	02/17/26	02/18/26
Methoxychlor	ND		ug/L	0.1	0.03	02/17/26	02/18/26
Toxaphene	ND		ug/L	2.0	0.4	02/17/26	02/18/26
Chlordane (Technical)	ND		ug/L	1.0	0.2	02/17/26	02/18/26
Surrogates				**Limits**			
TCMX	68%		%REC	29-120		02/17/26	02/18/26
Decachlorobiphenyl	83%		%REC	33-132		02/17/26	02/18/26
Method: EPA 8082 Prep Method: EPA 3510C							
Aroclor-1016	ND		ug/L	0.50	0.30	02/17/26	02/18/26
Aroclor-1221	ND		ug/L	0.50	0.47	02/17/26	02/18/26
Aroclor-1232	ND		ug/L	0.50	0.27	02/17/26	02/18/26
Aroclor-1242	ND		ug/L	0.50	0.29	02/17/26	02/18/26
Aroclor-1248	ND		ug/L	0.50	0.24	02/17/26	02/18/26
Aroclor-1254	ND		ug/L	0.50	0.27	02/17/26	02/18/26
Aroclor-1260	ND		ug/L	0.50	0.33	02/17/26	02/18/26
Aroclor-1262	ND		ug/L	0.50	0.29	02/17/26	02/18/26
Aroclor-1268	ND		ug/L	0.50	0.26	02/17/26	02/18/26
Surrogates				**Limits**			
Decachlorobiphenyl (PCB)	71%		%REC	28-138		02/17/26	02/18/26

ENTHALPY ANALYTICAL

Batch QC

Type:	**Lab Control Sample**	**Lab ID:**	**QC1341288**	**Batch:**	**395557**
Matrix:	**Water**	**Method:**	**EPA 8081A**	**Prep Method:**	**EPA 3510C**

QC1341288 Analyte	Result	Spiked	Units	Recovery	Qual	Limits
alpha-BHC	0.4565	0.5000	ug/L	91%		66-121
beta-BHC	0.4739	0.5000	ug/L	95%		73-120
gamma-BHC	0.4541	0.5000	ug/L	91%		68-125
delta-BHC	0.4924	0.5000	ug/L	98%		68-131
Heptachlor	0.4546	0.5000	ug/L	91%		63-120
Aldrin	0.3598	0.5000	ug/L	72%		56-120
Heptachlor epoxide	0.4234	0.5000	ug/L	85%		65-120
Endosulfan I	0.4246	0.5000	ug/L	85%	#	68-124
Dieldrin	0.4264	0.5000	ug/L	85%		66-124
4,4'-DDE	0.4317	0.5000	ug/L	86%	#	67-131
Endrin	0.4496	0.5000	ug/L	90%		68-135
Endosulfan II	0.4690	0.5000	ug/L	94%		71-130
Endosulfan sulfate	0.4609	0.5000	ug/L	92%		68-128
4,4'-DDD	0.4920	0.5000	ug/L	98%		65-130
Endrin aldehyde	0.4266	0.5000	ug/L	85%		67-124
Endrin ketone	0.4939	0.5000	ug/L	99%		69-137
4,4'-DDT	0.4696	0.5000	ug/L	94%		65-136
Methoxychlor	0.5005	0.5000	ug/L	100%		69-150
Surrogates						
TCMX	0.3682	0.5000	ug/L	74%		29-120
Decachlorobiphenyl	0.4809	0.5000	ug/L	96%		33-132

ENTHALPY ANALYTICAL

Batch QC

Type:	Lab Control Sample Duplicate	Lab ID:	QC1341289	Batch:	395557
Matrix:	Water	Method:	EPA 8081A	Prep Method:	EPA 3510C

QC1341289 Analyte	Result	Spiked	Units	Recovery	Qual	Limits	RPD	RPD Lim
alpha-BHC	0.4595	0.5000	ug/L	92%		66-121	1	20
beta-BHC	0.4665	0.5000	ug/L	93%		73-120	2	20
gamma-BHC	0.4525	0.5000	ug/L	90%		68-125	0	20
delta-BHC	0.4865	0.5000	ug/L	97%		68-131	1	20
Heptachlor	0.4399	0.5000	ug/L	88%		63-120	3	24
Aldrin	0.3518	0.5000	ug/L	70%		56-120	2	30
Heptachlor epoxide	0.4068	0.5000	ug/L	81%		65-120	4	20
Endosulfan I	0.4035	0.5000	ug/L	81%	#	68-124	5	20
Dieldrin	0.4124	0.5000	ug/L	82%		66-124	3	22
4,4'-DDE	0.4084	0.5000	ug/L	82%	#	67-131	6	21
Endrin	0.4346	0.5000	ug/L	87%		68-135	3	20
Endosulfan II	0.4515	0.5000	ug/L	90%		71-130	4	21
Endosulfan sulfate	0.4454	0.5000	ug/L	89%		68-128	3	21
4,4'-DDD	0.4639	0.5000	ug/L	93%		65-130	6	22
Endrin aldehyde	0.4102	0.5000	ug/L	82%		67-124	4	20
Endrin ketone	0.4766	0.5000	ug/L	95%		69-137	4	21
4,4'-DDT	0.4398	0.5000	ug/L	88%		65-136	7	23
Methoxychlor	0.4512	0.5000	ug/L	90%		69-150	10	23
Surrogates								
TCMX	0.3704	0.5000	ug/L	74%		29-120		
Decachlorobiphenyl	0.4315	0.5000	ug/L	86%		33-132		

Type:	Lab Control Sample	Lab ID:	QC1341290	Batch:	395557
Matrix:	Water	Method:	EPA 8082	Prep Method:	EPA 3510C

QC1341290 Analyte	Result	Spiked	Units	Recovery	Qual	Limits
Aroclor-1016	4.680	5.000	ug/L	94%		69-120
Aroclor-1260	4.571	5.000	ug/L	91%		72-124
Surrogates						
Decachlorobiphenyl (PCB)	0.3923	0.5000	ug/L	78%		28-138

Type:	Lab Control Sample Duplicate	Lab ID:	QC1341291	Batch:	395557
Matrix:	Water	Method:	EPA 8082	Prep Method:	EPA 3510C

QC1341291 Analyte	Result	Spiked	Units	Recovery	Qual	Limits	RPD	RPD Lim
Aroclor-1016	4.801	5.000	ug/L	96%		69-120	3	22
Aroclor-1260	5.016	5.000	ug/L	100%		72-124	9	25
Surrogates								
Decachlorobiphenyl (PCB)	0.4253	0.5000	ug/L	85%		28-138		

ENTHALPY ANALYTICAL

Batch QC

Type: Lab Control Sample	Lab ID: QC1341072	Batch: 395486
Matrix: Water	Method: EPA 8260B	Prep Method: EPA 5030B

QC1341072 Analyte	Result	Spiked	Units	Recovery	Qual	Limits
1,1-Dichloroethene	48.00	50.00	ug/L	96%		69-128
MTBE	47.78	50.00	ug/L	96%		66-125
Benzene	46.84	50.00	ug/L	94%		76-121
Trichloroethene	46.88	50.00	ug/L	94%		76-124
Toluene	46.07	50.00	ug/L	92%		76-120
Chlorobenzene	45.85	50.00	ug/L	92%		78-120
Surrogates						
Dibromofluoromethane	50.21	50.00	ug/L	100%		70-130
1,2-Dichloroethane-d4	50.99	50.00	ug/L	102%		70-130
Toluene-d8	50.12	50.00	ug/L	100%		70-130
Bromofluorobenzene	58.75	50.00	ug/L	118%		70-130

Type: Lab Control Sample Duplicate	Lab ID: QC1341073	Batch: 395486
Matrix: Water	Method: EPA 8260B	Prep Method: EPA 5030B

QC1341073 Analyte	Result	Spiked	Units	Recovery	Qual	Limits	RPD	RPD Lim
1,1-Dichloroethene	51.75	50.00	ug/L	104%		69-128	8	23
MTBE	51.13	50.00	ug/L	102%		66-125	7	22
Benzene	50.77	50.00	ug/L	102%		76-121	8	21
Trichloroethene	49.74	50.00	ug/L	99%		76-124	6	22
Toluene	49.22	50.00	ug/L	98%		76-120	7	21
Chlorobenzene	49.53	50.00	ug/L	99%		78-120	8	20
Surrogates								
Dibromofluoromethane	49.94	50.00	ug/L	100%		70-130		
1,2-Dichloroethane-d4	50.38	50.00	ug/L	101%		70-130		
Toluene-d8	49.46	50.00	ug/L	99%		70-130		
Bromofluorobenzene	59.83	50.00	ug/L	120%		70-130		

ENTHALPY ANALYTICAL

Batch QC

Type:	**Blank**	**Lab ID:**	**QC1341076**	**Batch:**	**395486**
Matrix:	**Water**	**Method:**	**EPA 8260B**	**Prep Method:**	**EPA 5030B**

QC1341076 Analyte	Result	Qual	Units	RL	MDL	Prepared	Analyzed
Carbon Disulfide	ND		ug/L	5.0	0.1	02/17/26	02/17/26
Chloroprene	ND		ug/L	200	2.7	02/17/26	02/17/26
3-Chloropropene	ND		ug/L	5.0	0.2	02/17/26	02/17/26
Ethyl methacrylate	ND		ug/L	50	3.9	02/17/26	02/17/26
Ethanol	ND		ug/L	500	160	02/17/26	02/17/26
2-Hexanone	ND		ug/L	5.0	1.3	02/17/26	02/17/26
Isopropanol (IPA)	ND		ug/L	200	96	02/17/26	02/17/26
Methyl acrylonitrile	ND		ug/L	35	4.2	02/17/26	02/17/26
Vinyl Acetate	ND		ug/L	50	3.2	02/17/26	02/17/26
Acrolein	ND		ug/L	200	2.6	02/17/26	02/17/26
Acrylonitrile	ND		ug/L	10	0.7	02/17/26	02/17/26
Freon 12	ND		ug/L	5.0	0.2	02/17/26	02/17/26
Chloromethane	ND		ug/L	5.0	0.09	02/17/26	02/17/26
Vinyl Chloride	ND		ug/L	5.0	0.1	02/17/26	02/17/26
Bromomethane	ND		ug/L	5.0	0.1	02/17/26	02/17/26
Chloroethane	ND		ug/L	5.0	0.1	02/17/26	02/17/26
Trichlorofluoromethane	ND		ug/L	5.0	0.1	02/17/26	02/17/26
Iodomethane	ND		ug/L	5.0		02/17/26	02/17/26
Acetone	ND		ug/L	100	14	02/17/26	02/17/26
Freon 113	ND		ug/L	5.0	0.1	02/17/26	02/17/26
1,1-Dichloroethene	ND		ug/L	5.0	0.1	02/17/26	02/17/26
Methylene Chloride	ND		ug/L	10	0.2	02/17/26	02/17/26
MTBE	ND		ug/L	5.0	0.1	02/17/26	02/17/26
trans-1,2-Dichloroethene	ND		ug/L	5.0	0.1	02/17/26	02/17/26
1,1-Dichloroethane	ND		ug/L	5.0	0.09	02/17/26	02/17/26
2-Butanone	ND		ug/L	10	1.3	02/17/26	02/17/26
cis-1,2-Dichloroethene	ND		ug/L	5.0	0.1	02/17/26	02/17/26
2,2-Dichloropropane	ND		ug/L	5.0	0.2	02/17/26	02/17/26
Chloroform	ND		ug/L	5.0	0.08	02/17/26	02/17/26
Bromochloromethane	ND		ug/L	5.0	0.1	02/17/26	02/17/26
1,1,1-Trichloroethane	ND		ug/L	5.0	0.1	02/17/26	02/17/26
1,1-Dichloropropene	ND		ug/L	5.0	0.1	02/17/26	02/17/26
Carbon Tetrachloride	ND		ug/L	5.0	0.1	02/17/26	02/17/26
1,2-Dichloroethane	ND		ug/L	5.0	0.2	02/17/26	02/17/26
Benzene	ND		ug/L	1.0	0.1	02/17/26	02/17/26
Trichloroethene	ND		ug/L	5.0	0.1	02/17/26	02/17/26
1,2-Dichloropropane	ND		ug/L	5.0	0.09	02/17/26	02/17/26
Bromodichloromethane	ND		ug/L	5.0	0.07	02/17/26	02/17/26
Dibromomethane	ND		ug/L	5.0	0.1	02/17/26	02/17/26
4-Methyl-2-Pentanone	ND		ug/L	5.0	1.0	02/17/26	02/17/26
cis-1,3-Dichloropropene	ND		ug/L	5.0	0.1	02/17/26	02/17/26
Toluene	ND		ug/L	5.0	0.1	02/17/26	02/17/26
trans-1,3-Dichloropropene	ND		ug/L	5.0	0.09	02/17/26	02/17/26
1,1,2-Trichloroethane	ND		ug/L	5.0	0.1	02/17/26	02/17/26
1,3-Dichloropropane	ND		ug/L	5.0	0.07	02/17/26	02/17/26
Tetrachloroethene	ND		ug/L	5.0	0.2	02/17/26	02/17/26
Dibromochloromethane	ND		ug/L	5.0	0.1	02/17/26	02/17/26

ENTHALPY ANALYTICAL

Batch QC

QC1341076 Analyte	Result	Qual	Units	RL	MDL	Prepared	Analyzed
1,2-Dibromoethane	ND		ug/L	5.0	0.1	02/17/26	02/17/26
Chlorobenzene	ND		ug/L	5.0	0.1	02/17/26	02/17/26
1,1,1,2-Tetrachloroethane	ND		ug/L	5.0	0.07	02/17/26	02/17/26
Ethylbenzene	ND		ug/L	5.0	0.1	02/17/26	02/17/26
m,p-Xylenes	ND		ug/L	5.0	0.2	02/17/26	02/17/26
o-Xylene	ND		ug/L	5.0	0.1	02/17/26	02/17/26
Styrene	ND		ug/L	5.0	0.1	02/17/26	02/17/26
Bromoform	ND		ug/L	5.0	0.06	02/17/26	02/17/26
Isopropylbenzene	ND		ug/L	5.0	0.1	02/17/26	02/17/26
1,1,2,2-Tetrachloroethane	ND		ug/L	5.0	0.1	02/17/26	02/17/26
1,2,3-Trichloropropane	ND		ug/L	5.0	0.3	02/17/26	02/17/26
Propylbenzene	ND		ug/L	5.0	0.1	02/17/26	02/17/26
Bromobenzene	ND		ug/L	5.0	0.1	02/17/26	02/17/26
1,3,5-Trimethylbenzene	ND		ug/L	5.0	0.1	02/17/26	02/17/26
2-Chlorotoluene	ND		ug/L	5.0	0.1	02/17/26	02/17/26
4-Chlorotoluene	ND		ug/L	5.0	0.2	02/17/26	02/17/26
tert-Butylbenzene	ND		ug/L	5.0	0.1	02/17/26	02/17/26
1,2,4-Trimethylbenzene	ND		ug/L	5.0	0.1	02/17/26	02/17/26
sec-Butylbenzene	ND		ug/L	5.0	0.2	02/17/26	02/17/26
para-Isopropyl Toluene	ND		ug/L	5.0	0.2	02/17/26	02/17/26
1,3-Dichlorobenzene	ND		ug/L	5.0	0.1	02/17/26	02/17/26
1,4-Dichlorobenzene	ND		ug/L	5.0	0.2	02/17/26	02/17/26
n-Butylbenzene	ND		ug/L	5.0	0.1	02/17/26	02/17/26
1,2-Dichlorobenzene	ND		ug/L	5.0	0.1	02/17/26	02/17/26
1,2-Dibromo-3-Chloropropane	ND		ug/L	5.0	0.6	02/17/26	02/17/26
1,2,4-Trichlorobenzene	ND		ug/L	5.0	0.3	02/17/26	02/17/26
Hexachlorobutadiene	ND		ug/L	5.0	0.3	02/17/26	02/17/26
1,2,3-Trichlorobenzene	ND		ug/L	5.0	0.3	02/17/26	02/17/26
cis-1,4-Dichloro-2-butene	ND		ug/L	5.0	0.3	02/17/26	02/17/26
trans-1,4-Dichloro-2-butene	ND		ug/L	5.0	0.3	02/17/26	02/17/26
Xylene (total)	ND		ug/L	5.0		02/17/26	02/17/26
Surrogates				**Limits**			
Dibromofluoromethane	99%		%REC	70-130		02/17/26	02/17/26
1,2-Dichloroethane-d4	103%		%REC	70-130		02/17/26	02/17/26
Toluene-d8	99%		%REC	70-130		02/17/26	02/17/26
Bromofluorobenzene	106%		%REC	70-130		02/17/26	02/17/26

ENTHALPY ANALYTICAL

Batch QC

Type:	Matrix Spike	Lab ID:	QC1341144	Batch:	395486
Matrix (Source ID):	Water (552888-002)	Method:	EPA 8260B	Prep Method:	EPA 5030B

QC1341144 Analyte	Result	Source Sample Result	Spiked	Units	Recovery	Qual	Limits	DF
1,1-Dichloroethene	19.62	ND	20.00	ug/L	98%		62-131	1
MTBE	20.46	ND	20.00	ug/L	102%		61-124	1
Benzene	19.36	ND	20.00	ug/L	97%		70-123	1
Trichloroethene	19.65	ND	20.00	ug/L	98%		65-131	1
Toluene	19.06	ND	20.00	ug/L	95%		69-120	1
Chlorobenzene	19.61	ND	20.00	ug/L	98%		72-121	1
Surrogates								
Dibromofluoromethane	50.40		50.00	ug/L	101%		70-130	1
1,2-Dichloroethane-d4	53.54		50.00	ug/L	107%		70-130	1
Toluene-d8	49.63		50.00	ug/L	99%		70-130	1
Bromofluorobenzene	54.23		50.00	ug/L	108%		70-130	1

Type:	Matrix Spike Duplicate	Lab ID:	QC1341145	Batch:	395486
Matrix (Source ID):	Water (552888-002)	Method:	EPA 8260B	Prep Method:	EPA 5030B

QC1341145 Analyte	Result	Source Sample Result	Spiked	Units	Recovery	Qual	Limits	RPD	RPD Lim	DF
1,1-Dichloroethene	18.95	ND	20.00	ug/L	95%		62-131	3	31	1
MTBE	19.83	ND	20.00	ug/L	99%		61-124	3	30	1
Benzene	19.05	ND	20.00	ug/L	95%		70-123	2	31	1
Trichloroethene	19.16	ND	20.00	ug/L	96%		65-131	3	31	1
Toluene	18.95	ND	20.00	ug/L	95%		69-120	1	29	1
Chlorobenzene	19.36	ND	20.00	ug/L	97%		72-121	1	29	1
Surrogates										
Dibromofluoromethane	50.12		50.00	ug/L	100%		70-130			1
1,2-Dichloroethane-d4	53.31		50.00	ug/L	107%		70-130			1
Toluene-d8	49.92		50.00	ug/L	100%		70-130			1
Bromofluorobenzene	53.80		50.00	ug/L	108%		70-130			1

Type:	Blank	Lab ID:	QC1340973	Batch:	395455
Matrix:	Water	Method:	EPA 8270C-SIM	Prep Method:	EPA 3535

QC1340973 Analyte	Result	Qual	Units	RL	MDL	Prepared	Analyzed
1,4-Dioxane	ND		ug/L	1.0	0.84	02/16/26	02/17/26
Surrogates				**Limits**			
1,4-Dioxane-d8 (SUR)	98%		%REC	80-120		02/16/26	02/17/26

ENTHALPY ANALYTICAL

Batch QC

Type:	Lab Control Sample	Lab ID:	QC1340974	Batch:	395455
Matrix:	Water	Method:	EPA 8270C-SIM	Prep Method:	EPA 3535

QC1340974 Analyte	Result	Spiked	Units	Recovery	Qual	Limits
1,4-Dioxane	9.846	10.00	ug/L	98%		79-120
Surrogates						
1,4-Dioxane-d8 (SUR)	9.879	10.00	ug/L	99%		80-120

Type:	Lab Control Sample Duplicate	Lab ID:	QC1340975	Batch:	395455
Matrix:	Water	Method:	EPA 8270C-SIM	Prep Method:	EPA 3535

QC1340975 Analyte	Result	Spiked	Units	Recovery	Qual	Limits	RPD	RPD Lim
1,4-Dioxane	10.64	10.00	ug/L	106%		79-120	8	20
Surrogates								
1,4-Dioxane-d8 (SUR)	10.41	10.00	ug/L	104%		80-120		

Type:	Blank	Lab ID:	QC1341224	Batch:	395536
Matrix:	Water	Method:	SM 4500-CN-E	Prep Method:	METHOD

QC1341224 Analyte	Result	Qual	Units	RL	MDL	Prepared	Analyzed
Cyanide	ND		mg/L	0.0050	0.0017	02/17/26	02/18/26

Type:	Lab Control Sample	Lab ID:	QC1341225	Batch:	395536
Matrix:	Water	Method:	SM 4500-CN-E	Prep Method:	METHOD

QC1341225 Analyte	Result	Spiked	Units	Recovery	Qual	Limits
Cyanide	0.1037	0.1000	mg/L	104%		85-115

Type:	Matrix Spike	Lab ID:	QC1341238	Batch:	395536
Matrix (Source ID):	Water (552937-001)	Method:	SM 4500-CN-E	Prep Method:	METHOD

QC1341238 Analyte	Result	Source Sample Result	Spiked	Units	Recovery	Qual	Limits	DF
Cyanide	0.1029	ND	0.1000	mg/L	103%		80-120	0.5

Type:	Matrix Spike Duplicate	Lab ID:	QC1341239	Batch:	395536
Matrix (Source ID):	Water (552937-001)	Method:	SM 4500-CN-E	Prep Method:	METHOD

QC1341239 Analyte	Result	Source Sample Result	Spiked	Units	Recovery	Qual	Limits	RPD	RPD Lim	DF
Cyanide	0.1012	ND	0.1000	mg/L	101%		80-120	2	20	0.5

ENTHALPY ANALYTICAL

Batch QC

Type:	**Matrix Spike**	**Lab ID:**	**QC1341240**	**Batch:**	**395536**
Matrix (Source ID):	**Water (552943-001)**	**Method:**	**SM 4500-CN-E**	**Prep Method:**	**METHOD**

QC1341240 Analyte	Result	Source Sample Result	Spiked	Units	Recovery	Qual	Limits	DF
Cyanide	0.1025	ND	0.1000	mg/L	102%		80-120	0.5

Type:	**Matrix Spike Duplicate**	**Lab ID:**	**QC1341241**	**Batch:**	**395536**
Matrix (Source ID):	**Water (552943-001)**	**Method:**	**SM 4500-CN-E**	**Prep Method:**	**METHOD**

QC1341241 Analyte	Result	Source Sample Result	Spiked	Units	Recovery	Qual	Limits	RPD	RPD Lim	DF
Cyanide	0.08667	ND	0.1000	mg/L	87%		80-120	17	20	0.5

Type:	**Blank**	**Lab ID:**	**QC1340112**	**Batch:**	**395220**
Matrix:	**Water**	**Method:**	**SM 4500-P-B5-E**		

QC1340112 Analyte	Result	Qual	Units	RL	MDL	Prepared	Analyzed
Phosphorus	ND		mg/L	0.020	0.014	02/18/26	02/18/26

Type:	**Lab Control Sample**	**Lab ID:**	**QC1340113**	**Batch:**	**395220**
Matrix:	**Water**	**Method:**	**SM 4500-P-B5-E**		

QC1340113 Analyte	Result	Spiked	Units	Recovery	Qual	Limits
Phosphorus	0.4270	0.4000	mg/L	107%		80-120

Type:	**Matrix Spike**	**Lab ID:**	**QC1340114**	**Batch:**	**395220**
Matrix (Source ID):	**Water (552930-002)**	**Method:**	**SM 4500-P-B5-E**		

QC1340114 Analyte	Result	Source Sample Result	Spiked	Units	Recovery	Qual	Limits	DF
Phosphorus	0.7200	0.3040	0.4000	mg/L	104%		75-125	1

Type:	**Matrix Spike Duplicate**	**Lab ID:**	**QC1340115**	**Batch:**	**395220**
Matrix (Source ID):	**Water (552930-002)**	**Method:**	**SM 4500-P-B5-E**		

QC1340115 Analyte	Result	Source Sample Result	Spiked	Units	Recovery	Qual	Limits	RPD	RPD Lim	DF
Phosphorus	0.7070	0.3040	0.4000	mg/L	101%		75-125	2	20	1

Type:	**Blank**	**Lab ID:**	**QC1341189**	**Batch:**	**395526**
Matrix:	**Water**	**Method:**	**SM 4500-S2-D**	**Prep Method:**	**METHOD**

QC1341189 Analyte	Result	Qual	Units	RL	MDL	Prepared	Analyzed
Sulfide	ND		mg/L	0.10		02/17/26	02/17/26

ENTHALPY ANALYTICAL

Batch QC

Type: Lab Control Sample **Lab ID:** QC1341190 **Batch:** 395526
Matrix: Water **Method:** SM 4500-S2-D **Prep Method:** METHOD

QC1341190 Analyte	Result	Spiked	Units	Recovery	Qual	Limits
Sulfide	0.9000	1.000	mg/L	90%		90-110

Type: Matrix Spike **Lab ID:** QC1341218 **Batch:** 395526
Matrix (Source ID): Water (553203-001) **Method:** SM 4500-S2-D **Prep Method:** METHOD

QC1341218 Analyte	Result	Source Sample Result	Spiked	Units	Recovery	Qual	Limits	DF
Sulfide	0.8000	ND	1.000	mg/L	80%		80-120	1

Type: Matrix Spike Duplicate **Lab ID:** QC1341219 **Batch:** 395526
Matrix (Source ID): Water (553203-001) **Method:** SM 4500-S2-D **Prep Method:** METHOD

QC1341219 Analyte	Result	Source Sample Result	Spiked	Units	Recovery	Qual	Limits	RPD	RPD Lim	DF
Sulfide	0.8000	ND	1.000	mg/L	80%		80-120	0	20	1

Type: Blank **Lab ID:** QC1341194 **Batch:** 395528
Matrix: Water **Method:** SM 5310B **Prep Method:** SM 5310B

QC1341194 Analyte	Result	Qual	Units	RL	MDL	Prepared	Analyzed
Total Organic Carbon	ND		mg/L	1.0	0.49	02/17/26	02/17/26

Type: Lab Control Sample **Lab ID:** QC1341195 **Batch:** 395528
Matrix: Water **Method:** SM 5310B **Prep Method:** SM 5310B

QC1341195 Analyte	Result	Spiked	Units	Recovery	Qual	Limits
Total Organic Carbon	22.92	25.00	mg/L	92%		85-115

Type: Matrix Spike **Lab ID:** QC1341196 **Batch:** 395528
Matrix (Source ID): Water (553203-001) **Method:** SM 5310B **Prep Method:** SM 5310B

QC1341196 Analyte	Result	Source Sample Result	Spiked	Units	Recovery	Qual	Limits	DF
Total Organic Carbon	224.1	197.3	25.00	mg/L	107%	NM	75-125	3

Type: Matrix Spike Duplicate **Lab ID:** QC1341197 **Batch:** 395528
Matrix (Source ID): Water (553203-001) **Method:** SM 5310B **Prep Method:** SM 5310B

QC1341197 Analyte	Result	Source Sample Result	Spiked	Units	Recovery	Qual	Limits	RPD	RPD Lim	DF
Total Organic Carbon	201.1	197.3	25.00	mg/L	15%	NM	75-125	11	25	3

ENTHALPY ANALYTICAL

Batch QC

Type: Sample Duplicate	Lab ID: QC1341211	Batch: 395530
Matrix (Source ID): Water (553203-001)	Method: SM2130B	

QC1341211 Analyte	Result	Source Sample Result	Units	Qual	RPD	RPD Lim	DF
Turbidity	1,457	1459	NTU		0	20	1

Type: Blank	Lab ID: QC1341579	Batch: 395653
Matrix: Water	Method: SM2320B	Prep Method: METHOD

QC1341579 Analyte	Result	Qual	Units	RL	MDL	Prepared	Analyzed
Bicarbonate	ND		mg/L	2.4		02/18/26	02/18/26
Alkalinity, Total as CaCO3	ND		mg/L	2.0		02/18/26	02/18/26

Type: Lab Control Sample	Lab ID: QC1341580	Batch: 395653
Matrix: Water	Method: SM2320B	Prep Method: METHOD

QC1341580 Analyte	Result	Spiked	Units	Recovery	Qual	Limits
Alkalinity, Total as CaCO3	108.2	100.0	mg/L	108%		90-110

Type: Sample Duplicate	Lab ID: QC1341581	Batch: 395653
Matrix (Source ID): Water (553203-001)	Method: SM2320B	Prep Method: METHOD

QC1341581 Analyte	Result	Source Sample Result	Units	Qual	RPD	RPD Lim	DF
Bicarbonate	103.9	102.3	mg/L		2	20	1.3
Alkalinity, Total as CaCO3	85.20	83.85	mg/L		2	20	1.3

Type: Sample Duplicate	Lab ID: QC1341011	Batch: 395466
Matrix (Source ID): Water (553207-001)	Method: SM2510B	Prep Method: METHOD

QC1341011 Analyte	Result	Source Sample Result	Units	Qual	RPD	RPD Lim	DF
Specific Conductance	253.4	266.1	umhos/cm		5	20	1

Type: Blank	Lab ID: QC1341008	Batch: 395465
Matrix: Water	Method: SM2540C	Prep Method: METHOD

QC1341008 Analyte	Result	Qual	Units	RL	MDL	Prepared	Analyzed
Total Dissolved Solids	ND		mg/L	10		02/16/26	02/18/26

Type: Lab Control Sample	Lab ID: QC1341009	Batch: 395465
Matrix: Water	Method: SM2540C	Prep Method: METHOD

QC1341009 Analyte	Result	Spiked	Units	Recovery	Qual	Limits
Total Dissolved Solids	1,018	1000	mg/L	102%		90-110

Batch QC

Type:	Sample Duplicate	Lab ID:	QC1341010	Batch:	395465
Matrix (Source ID):	Water (553207-001)	Method:	SM2540C	Prep Method:	METHOD

QC1341010 Analyte	Result	Source Sample Result	Units	Qual	RPD	RPD Lim	DF
Total Dissolved Solids	242.0	256.0	mg/L		6*	5	2

Type:	Blank	Lab ID:	QC1341133	Batch:	395502
Matrix:	Water	Method:	SM2540D	Prep Method:	METHOD

QC1341133 Analyte	Result	Qual	Units	RL	MDL	Prepared	Analyzed
Total Suspended Solids	ND		mg/L	0.5		02/17/26	02/17/26

Type:	Lab Control Sample	Lab ID:	QC1341134	Batch:	395502
Matrix:	Water	Method:	SM2540D	Prep Method:	METHOD

QC1341134 Analyte	Result	Spiked	Units	Recovery	Qual	Limits
Total Suspended Solids	98.50	100.0	mg/L	99%		90-110

Type:	Lab Control Sample Duplicate	Lab ID:	QC1341135	Batch:	395502
Matrix:	Water	Method:	SM2540D	Prep Method:	METHOD

QC1341135 Analyte	Result	Spiked	Units	Recovery	Qual	Limits	RPD	RPD Lim
Total Suspended Solids	98.75	100.0	mg/L	99%		90-110	0	5

Type:	Sample Duplicate	Lab ID:	QC1341136	Batch:	395502
Matrix (Source ID):	Water (553203-001)	Method:	SM2540D	Prep Method:	METHOD

QC1341136 Analyte	Result	Source Sample Result	Units	Qual	RPD	RPD Lim	DF
Total Suspended Solids	7,940	7840	mg/L		1	5	1

Type:	Blank	Lab ID:	QC1340976	Batch:	395456
Matrix:	Water	Method:	SM5210B	Prep Method:	METHOD

QC1340976 Analyte	Result	Qual	Units	RL	MDL	Prepared	Analyzed
Biochemical Oxygen Demand	ND		mg/L	3.0		02/16/26 14:46	02/21/26 15:25

Type:	Lab Control Sample	Lab ID:	QC1340977	Batch:	395456
Matrix:	Water	Method:	SM5210B	Prep Method:	METHOD

QC1340977 Analyte	Result	Spiked	Units	Recovery	Qual	Limits
Biochemical Oxygen Demand	193.8	198.0	mg/L	98%		84.6-115.4

ENTHALPY ANALYTICAL

Batch QC

Type:	Sample Duplicate	Lab ID:	QC1340978	Batch:	395456
Matrix (Source ID):	Water (553203-001)	Method:	SM5210B	Prep Method:	METHOD

QC1340978 Analyte	Result	Source Sample Result	Units	Qual	RPD	RPD Lim	DF
Biochemical Oxygen Demand	3.720	3.810	mg/L	BOD5	2	30	1

Type:	Blank	Lab ID:	QC1341164	Batch:	395517
Matrix:	Water	Method:	SM5220D	Prep Method:	SM 5220D

QC1341164 Analyte	Result	Qual	Units	RL	MDL	Prepared	Analyzed
Chemical Oxygen Demand	ND		mg/L	4.0	2.0	02/17/26	02/17/26

Type:	Lab Control Sample	Lab ID:	QC1341165	Batch:	395517
Matrix:	Water	Method:	SM5220D	Prep Method:	SM 5220D

QC1341165 Analyte	Result	Spiked	Units	Recovery	Qual	Limits
Chemical Oxygen Demand	90.00	100.0	mg/L	90%		90-110

Type:	Matrix Spike	Lab ID:	QC1341172	Batch:	395517
Matrix (Source ID):	Water (552473-001)	Method:	SM5220D	Prep Method:	SM 5220D

QC1341172 Analyte	Result	Source Sample Result	Spiked	Units	Recovery	Qual	Limits	DF
Chemical Oxygen Demand	92.00	9.000	100.0	mg/L	83%		75-125	2

Type:	Matrix Spike Duplicate	Lab ID:	QC1341173	Batch:	395517
Matrix (Source ID):	Water (552473-001)	Method:	SM5220D	Prep Method:	SM 5220D

QC1341173 Analyte	Result	Source Sample Result	Spiked	Units	Recovery	Qual	Limits	RPD	RPD Lim	DF
Chemical Oxygen Demand	94.00	9.000	100.0	mg/L	85%		75-125	2	20	2

#	CCV drift outside limits; average CCV drift within limits per method requirements
*	Value is outside QC limits
BOD5	Estimated result, under-depleted, highest volume replicate reported
E	Response exceeds instrument's linear range
ND	Not Detected
NM	Not Meaningful
b	See narrative

Laboratory Job Number 553208

Subcontracted Products

Pace Laboratories

Date of Report: 02/24/2026

David Tripp

Enthalpy Analytical - Orange
931 West Barkley Avenue
Orange, CA 92868

Client Project:	EO-553208
Pace Project:	Chiquita Canyon Landfill Stormwater
Pace Work Order:	2602487
Invoice ID:	B531846

Enclosed are the results of analyses for samples received by the laboratory on 2/18/2026. If you have any questions concerning this report, please feel free to contact me.

Sincerely,

Contact Person: Ragen Williams
Client Service Rep

Steven Bennett
Operations Manager

Certifications: CA ELAP #1186; NV #CA00014; OR ELAP #4032-001; AK UST101

The results in this report apply to the samples analyzed in accordance with the chain of custody document. This analytical report must be reproduced in its entirety.
All results listed in this report are for the exclusive use of the submitting party. Pace Analytical assumes no responsibility for report alteration, separation, detachment or third party interpretation.

Table of Contents

Sample Information

Chain of Custody and Cooler Receipt form 3

Laboratory / Client Sample Cross Reference 5

Sample Results

2602487-01 - OUTLET

Organo-Phosphorus Pesticide Analysis (EPA Method 8141A) 6

Quality Control Reports

Organo-Phosphorus Pesticide Analysis (EPA Method 8141A)

Method Blank Analysis 7

Laboratory Control Sample 8

Notes

Notes and Definitions 9

The results in this report apply to the samples analyzed in accordance with the chain of custody document. This analytical report must be reproduced in its entirety.

All results listed in this report are for the exclusive use of the submitting party. Pace Analytical assumes no responsibility for report alteration, separation, detachment or third party interpretation.

ENTHALPY ANALYTICAL

931 West Barkley Ave
Orange, CA 92868
(714) 771-6900

2602487

Subcontract Laboratory:
Pace Laboratories
4100 Atlas Court
Bakersfield, CA 93308
ATTN: Ragen Schallock
PO #: Required, to be sent via email

RUSH

Enthalpy Order: EO-553208
PM: David Tripp
Email: david.tripp@enthalpy.com
CC: incomingreports@enthalpy.com
Phone: 657-581-4710

Results Due: RUSH TAT
Report Level: II
Report To: MDL
EDDs: ELM_TransferOut (Standard Excel Transfer EDD, 3 tabs)

2602487

Notes:
CHIQUITA Stormwater; Pace please advise regarding RUSH TAT

Sample ID	Collected	Lab ID	# Cont.	Matrix	Analysis Requested	Comment
OUTLET	16-FEB-2026 12:02	553208-001	1	Water	Organophosphorus Pesticides	-1

Notes:	Relinquished By:	Received By:
	[signature]	I Sbet Oliveros
	Date: 2-17-26 16:56	Date: 2/18/26 1004
	Date:	Date:
	Date:	Date:

Pace Analytical®
ENVIRONMENTAL SCIENCES

Chain of Custody and Cooler Receipt Form for 2602487 Page 2 of 2

PACE ANALYTICAL — COOLER RECEIPT FORM — Page 1 Of 1

Submission #: 2602487

SHIPPING INFORMATION
Fed Ex ☐ UPS ☐ GSO / GLS ☑ Hand Delivery ☐
Pace Lab Field Service ☐ Other ☐ (Specify)_____

SHIPPING CONTAINER
Ice Chest ☑ None ☐ Box ☐
Other ☐ (Specify)_____

FREE LIQUID
YES ☑ NO ☐
W / S

Refrigerant: Ice ☑ Blue Ice ☐ None ☐ Other ☐ Comments:

Custody Seals: Ice Chest ☐ Intact? Yes ☐ No ☐ | Containers ☐ Intact? Yes ☐ No ☐ | None ☑ Comments:

All samples received? Yes ☒ No ☐ All samples containers intact? Yes ☒ No ☐ Description(s) match COC? Yes ☒ No ☐

COC Received ☑ YES ☐ NO

Emissivity: 0.97 Container: NA Thermometer ID: 366
Temperature: (A) 3.5 °C / (C) 3.6 °C

Date/Time 2/18/26
Analyst Init FOZ 1004

SAMPLE CONTAINERS	SAMPLE NUMBERS 1	2	3	4	5	6	7	8	9	10
QT PE UNPRES										
4oz / 8oz / 16oz PE UNPRES										
2oz Cr+6										
QT INORGANIC CHEMICAL METALS										
INORGANIC CHEMICAL METALS 4oz / 8oz / 16oz										
PT CYANIDE										
PT NITROGEN FORMS										
PT TOTAL SULFIDE										
2oz. NITRATE / NITRITE										
PT TOTAL ORGANIC CARBON										
PT CHEMICAL OXYGEN DEMAND										
PtA PHENOLICS										
40ml VOA VIAL TRAVEL BLANK										
40ml VOA VIAL										
QT EPA 1664B										
PT ODOR										
RADIOLOGICAL										
BACTERIOLOGICAL										
40 ml VOA VIAL- 504										
QT EPA 508/608.3/8081A										
QT EPA 515.1/8151A										
QT EPA 525.2										
QT EPA 525.2 TRAVEL BLANK										
40ml EPA 547										
40ml EPA 531.1										
8oz EPA 548.1										
QT EPA 549.2										
QT EPA 8015M										
QT EPA 8270C										
8oz / 16oz / 32oz AMBER	A									
8oz / 16oz / 32oz JAR										
SOIL SLEEVE										
PCB VIAL										
PLASTIC BAG										
TEDLAR BAG										
FERROUS IRON										
ENCORE										
SMART KIT										
SUMMA CANISTER										

CHK BY JW
DISTRIBUTION SLM
SUB OUT

Comments:
Sample Numbering Completed By: FOZ Date/Time: 1008 2/18/26
A = Actual / C = Corrected

Rev 23 05/20/22
[S:\WPDoc\WordPerfect\LAB_DOCS\FORMS\SAMREC rev 20]

The results in this report apply to the samples analyzed in accordance with the chain of custody document. This analytical report must be reproduced in its entirety.
All results listed in this report are for the exclusive use of the submitting party. Pace Analytical assumes no responsibility for report alteration, separation, detachment or third party interpretation.

Pace Analytical®
ENVIRONMENTAL SCIENCES

Enthalpy Analytical - Orange 931 West Barkley Avenue Orange, CA 92868	**Reported:** 02/24/2026 17:00 Project: Chiquita Canyon Landfill Stormwater Project Number: EO-553208 Project Manager: David Tripp

Laboratory / Client Sample Cross Reference

Laboratory	Client Sample Information			
2602487-01	**COC Number:**	---	**Receive Date:**	02/18/2026 10:04
	Project Number:	---	**Sampling Date:**	02/16/2026 12:02
	Sampling Location:	---	**Sample Depth:**	---
	Sampling Point:	OUTLET	**Lab Matrix:**	Water
	Sampled By:	client	**Sample Type:**	Water

Pace Analytical®
ENVIRONMENTAL SCIENCES

Enthalpy Analytical - Orange
931 West Barkley Avenue
Orange, CA 92868

Reported: 02/24/2026 17:00
Project: Chiquita Canyon Landfill Stormwater
Project Number: EO-553208
Project Manager: David Tripp

Organo-Phosphorus Pesticide Analysis (EPA Method 8141A)

Pace Sample ID: 2602487-01 | **Client Sample Name:** OUTLET, 2/16/2026 12:02:00PM, client

Constituent	Result	Units	PQL	MDL	Method	MB Bias	Lab Quals	DCN
Azinphos methyl	ND	ug/L	0.50	0.12	EPA-8141A	ND		1
Bolstar	ND	ug/L	0.20	0.050	EPA-8141A	ND		1
Chlorpyrifos	ND	ug/L	0.20	0.050	EPA-8141A	ND		1
Coumaphos	ND	ug/L	0.50	0.11	EPA-8141A	ND		1
Demeton O/S	ND	ug/L	0.20	0.056	EPA-8141A	ND		1
Diazinon	ND	ug/L	0.20	0.050	EPA-8141A	ND		1
Dichlorvos	ND	ug/L	0.20	0.050	EPA-8141A	ND		1
Disulfoton	ND	ug/L	0.20	0.050	EPA-8141A	ND		1
Ethoprop	ND	ug/L	0.20	0.052	EPA-8141A	ND		1
Fensulfothion	ND	ug/L	0.20	0.051	EPA-8141A	ND		1
Fenthion	ND	ug/L	0.20	0.050	EPA-8141A	ND		1
Merphos	ND	ug/L	0.20	0.050	EPA-8141A	ND		1
Methyl parathion	ND	ug/L	0.20	0.050	EPA-8141A	ND		1
Mevinphos	ND	ug/L	0.20	0.050	EPA-8141A	ND		1
Naled	ND	ug/L	0.50	0.17	EPA-8141A	ND		1
Phorate	ND	ug/L	0.20	0.066	EPA-8141A	ND		1
Ronnel (Fenchlorphos)	ND	ug/L	0.20	0.050	EPA-8141A	ND		1
Stirophos (Tetrachlorvinphos)	ND	ug/L	0.20	0.082	EPA-8141A	ND		1
Tokuthion (Prothiofos)	ND	ug/L	0.20	0.050	EPA-8141A	ND		1
Trichloronate	ND	ug/L	0.20	0.050	EPA-8141A	ND		1
Triphenylphosphate (Surrogate)	44.8	%	50 - 130 (LCL - UCL)		EPA-8141A		S09	1

DCN	Method	Prep Date	Run Date/Time	Analyst	Instrument	Dilution	QC Batch ID	Prep Method
1	EPA-8141A	02/23/26 10:15	02/24/26 02:58	IJC	GC-18	0.990	B227696	EPA 3510C

DCN = Data Continuation Number

The results in this report apply to the samples analyzed in accordance with the chain of custody document. This analytical report must be reproduced in its entirety.
All results listed in this report are for the exclusive use of the submitting party. Pace Analytical assumes no responsibility for report alteration, separation, detachment or third party interpretation.

Pace Analytical
ENVIRONMENTAL SCIENCES

Enthalpy Analytical - Orange
931 West Barkley Avenue
Orange, CA 92868

Reported: 02/24/2026 17:00
Project: Chiquita Canyon Landfill Stormwater
Project Number: EO-553208
Project Manager: David Tripp

Organo-Phosphorus Pesticide Analysis (EPA Method 8141A)

Quality Control Report - Method Blank Analysis

Constituent	QC Sample ID	MB Result	Units	PQL	MDL	Lab Quals	Run #
QC Batch ID: B227696							
Azinphos methyl	B227696-BLK1	ND	ug/L	0.50	0.12		1
Bolstar	B227696-BLK1	ND	ug/L	0.20	0.050		1
Chlorpyrifos	B227696-BLK1	ND	ug/L	0.20	0.050		1
Coumaphos	B227696-BLK1	ND	ug/L	0.50	0.11		1
Demeton O/S	B227696-BLK1	ND	ug/L	0.20	0.056		1
Diazinon	B227696-BLK1	ND	ug/L	0.20	0.050		1
Dichlorvos	B227696-BLK1	ND	ug/L	0.20	0.050		1
Disulfoton	B227696-BLK1	ND	ug/L	0.20	0.050		1
Ethoprop	B227696-BLK1	ND	ug/L	0.20	0.052		1
Fensulfothion	B227696-BLK1	ND	ug/L	0.20	0.051		1
Fenthion	B227696-BLK1	ND	ug/L	0.20	0.050		1
Merphos	B227696-BLK1	ND	ug/L	0.20	0.050		1
Methyl parathion	B227696-BLK1	ND	ug/L	0.20	0.050		1
Mevinphos	B227696-BLK1	ND	ug/L	0.20	0.050		1
Naled	B227696-BLK1	ND	ug/L	0.50	0.17		1
Phorate	B227696-BLK1	ND	ug/L	0.20	0.066		1
Ronnel (Fenchlorphos)	B227696-BLK1	ND	ug/L	0.20	0.050		1
Stirophos (Tetrachlorvinphos)	B227696-BLK1	ND	ug/L	0.20	0.082		1
Tokuthion (Prothiofos)	B227696-BLK1	ND	ug/L	0.20	0.050		1
Trichloronate	B227696-BLK1	ND	ug/L	0.20	0.050		1
Triphenylphosphate (Surrogate)	**B227696-BLK1**	**80.4**	%	**50 - 130 (LCL - UCL)**			1

Run #	QC Sample ID	QC Type	Method	Prep Date	Run Date Time	Analyst	Instrument	Dilution
1	B227696-BLK1	PB	EPA-8141A	02/23/26	02/24/26 00:30	IJC	GC-18	1

The results in this report apply to the samples analyzed in accordance with the chain of custody document. This analytical report must be reproduced in its entirety.
All results listed in this report are for the exclusive use of the submitting party. Pace Analytical assumes no responsibility for report alteration, separation, detachment or third party interpretation.

Pace Analytical
ENVIRONMENTAL SCIENCES

Enthalpy Analytical - Orange
931 West Barkley Avenue
Orange, CA 92868

Reported: 02/24/2026 17:00
Project: Chiquita Canyon Landfill Stormwater
Project Number: EO-553208
Project Manager: David Tripp

Organo-Phosphorus Pesticide Analysis (EPA Method 8141A)

Quality Control Report - Laboratory Control Sample

Constituent	QC Sample ID	Type	Result	Spike Level	Units	Percent Recovery	RPD	Control Limits Percent Recovery	Control Limits RPD	Lab Quals	Run #
QC Batch ID: B227696											
Bolstar	B227696-BS1	LCS	1.6950	2.0000	ug/L	84.8		50 - 130			1
	B227696-BSD1	LCSD	1.8400	2.0000	ug/L	92.0	8.2	50 - 130	30		2
Chlorpyrifos	B227696-BS1	LCS	1.6650	2.0000	ug/L	83.2		60 - 120			1
	B227696-BSD1	LCSD	1.7150	2.0000	ug/L	85.8	3.0	60 - 120	30		2
Diazinon	B227696-BS1	LCS	1.6300	2.0000	ug/L	81.5		60 - 130			1
	B227696-BSD1	LCSD	1.7300	2.0000	ug/L	86.5	6.0	60 - 130	30		2
Methyl parathion	B227696-BS1	LCS	1.7000	2.0000	ug/L	85.0		60 - 120			1
	B227696-BSD1	LCSD	1.8450	2.0000	ug/L	92.2	8.2	60 - 120	30		2
Mevinphos	B227696-BS1	LCS	1.4050	2.0000	ug/L	70.2		50 - 120			1
	B227696-BSD1	LCSD	1.5250	2.0000	ug/L	76.2	8.2	50 - 120	30		2
Ronnel (Fenchlorphos)	B227696-BS1	LCS	1.6950	2.0000	ug/L	84.8		50 - 120			1
	B227696-BSD1	LCSD	1.8350	2.0000	ug/L	91.8	7.9	50 - 120	30		2
Stirophos (Tetrachlorvinphos)	B227696-BS1	LCS	1.7650	2.0000	ug/L	88.2		50 - 120			1
	B227696-BSD1	LCSD	1.9100	2.0000	ug/L	95.5	7.9	50 - 120	30		2
Triphenylphosphate (Surrogate)	B227696-BS1	LCS	1.7600	2.5000	ug/L	70.4		50 - 130			1
	B227696-BSD1	LCSD	2.1250	2.5000	ug/L	85.0	18.8	50 - 130			2

Run #	QC Sample ID	QC Type	Method	Prep Date	Run Date Time	Analyst	Instrument	Dilution
1	B227696-BS1	LCS	EPA-8141A	02/23/26	02/24/26 00:59	IJC	GC-18	1
2	B227696-BSD1	LCSD	EPA-8141A	02/23/26	02/24/26 01:29	IJC	GC-18	1

The results in this report apply to the samples analyzed in accordance with the chain of custody document. This analytical report must be reproduced in its entirety.
All results listed in this report are for the exclusive use of the submitting party. Pace Analytical assumes no responsibility for report alteration, separation, detachment or third party interpretation.

Enthalpy Analytical - Orange
931 West Barkley Avenue
Orange, CA 92868

Reported: 02/24/2026 17:00
Project: Chiquita Canyon Landfill Stormwater
Project Number: EO-553208
Project Manager: David Tripp

Notes And Definitions

MDL	Method Detection Limit
ND	Analyte Not Detected
PQL	Practical Quantitation Limit
S09	The surrogate recovery for this compound was not within the control limits.

The results in this report apply to the samples analyzed in accordance with the chain of custody document. This analytical report must be reproduced in its entirety.
All results listed in this report are for the exclusive use of the submitting party. Pace Analytical assumes no responsibility for report alteration, separation, detachment or third party interpretation.

Laboratory Job Number 553208

Subcontracted Products

McCampbell Analytical, Inc.

McCampbell Analytical, Inc.

"When Quality Counts"

Analytical Report

WorkOrder:	2602B23	**Amended:**	03/13/2026
		Revision:	1
Report Created for:	Enthalpy Analytical		
	931 West Barkley Avenue Orange, CA 92868		
Project Contact:	David Tripp		
Project P.O.:	079649		
Project:	EO-553208		
Project Location:			
Project Received:	02/18/2026		

Analytical Report reviewed & approved for release on 02/25/2026 by:

Tracy Babjar

Project Manager

The report shall not be reproduced except in full, without the written approval of the laboratory. The analytical results relate only to the items tested. Results reported conform to the most current regulatory standards, where applicable, unless otherwise stated.

1534 Willow Pass Rd. Pittsburg, CA 94565 ♦ TEL: (877) 252-9262 ♦ FAX: (925) 252-9269 ♦ www.mccampbell.com

CA ELAP 1644 ♦ ORELAP (NELAP) 4033 ♦ AIHA-LAP ID#232255 ♦ DoD-ELAP Cert # L22-757

McCampbell Analytical, Inc.
"When Quality Counts"

1534 Willow Pass Road, Pittsburg, CA 94565-1701
Toll Free Telephone: (877) 252-9262 / Fax: (925) 252-9269
http://www.mccampbell.com / E-mail: main@mccampbell.com

Revision History

Client: Enthalpy Analytical **WorkOrder:** 2602B23
Project: EO-553208

Date	Revision	Reason
03/13/2026	1	Revised to report 8151 data less dilute.

McCampbell Analytical, Inc.
"When Quality Counts"

1534 Willow Pass Road, Pittsburg, CA 94565-1701
Toll Free Telephone: (877) 252-9262 / Fax: (925) 252-9269
http://www.mccampbell.com / E-mail: main@mccampbell.com

Glossary of Terms & Qualifier Definitions

Client: Enthalpy Analytical **WorkOrder:** 2602B23

Project: EO-553208

Glossary Abbreviation

%D	Serial Dilution Percent Difference
95% Interval	95% Confident Interval
CCV	Continuing Calibration Verification.
CCV REC (%)	The % recovery of Continuing Calibration Verification
DF	Dilution Factor
DI WET	(DISTLC) Waste Extraction Test using DI water
DISS	Dissolved (sample filtered using a 0.45 µm filter size)
DLT	Dilution Test (Serial Dilution)
DUP	Duplicate
EDL	Estimated Detection Limit
ITEF	International Toxicity Equivalence Factor
LCS	Laboratory Control Sample
LCS2	Second LCS for the batch. Spike level is lower than that for the first LCS; applicable to method 1633.
LQL	Lowest Quantitation Level
MB	Method Blank
MB IS/SS % Rec	% Recovery of Internal Standard or Surrogate in Method Blank, if applicable
MB SS % Rec	% Recovery of Surrogate in Method Blank, if applicable
MDL	Method Detection Limit [1]
ML	Minimum Level of Quantitation
MS	Matrix Spike
MSD	Matrix Spike Duplicate
NA	Not Applicable
ND	Not detected at or above the indicated MDL (if present) or RL.
NR	Data Not Reported due to matrix interference or insufficient sample amount.
PDS	Post Digestion Spike
PF	Prep Factor
RD	Relative Difference
RL	Reporting Limit [2]
RPD	Relative Percent Difference
RRT	Relative Retention Time
RSD	Relative Standard Deviation
SPK Val	Spike Value
SPKRef Val	Spike Reference Value
SPLP	Synthetic Precipitation Leachate Procedure

[1] MDL is the minimum measured concentration of a substance that can be reported with 99% confidence that the measured concentration is distinguishable from method blank results. Definition and Procedure for the Determination of the Method Detection Limit, Revision 2, 40CFR, Part 136, Appendix B, EPA 821-R-16-006, December 2016. Values are based upon our default extraction volume/amount and are subject to change.

[2] RL is the lowest level that can be reliably determined within specified limits of precision and accuracy during routine laboratory operating conditions. (The RL cannot be lower than the lowest calibration standard used in the initial calibration of the instrument and must be greater than the MDL.) Values are based upon our default extraction volume/amount and are subject to change.

McCampbell Analytical, Inc.
"When Quality Counts"

1534 Willow Pass Road, Pittsburg, CA 94565-1701
Toll Free Telephone: (877) 252-9262 / Fax: (925) 252-9269
http://www.mccampbell.com / E-mail: main@mccampbell.com

Glossary of Terms & Qualifier Definitions

Client: Enthalpy Analytical **WorkOrder:** 2602B23

Project: EO-553208

TCLP	Toxicity Characteristic Leachate Procedure
TEQ	Toxicity Equivalents
TNTC	"Too Numerous to Count;" greater than 250 colonies observed on the plate.
TPH-Diesel	Sample results for semi-volatile TPH (diesel, kerosene, oil, etc) were calculated using a background subtraction procedure to correct for instrument baseline rise (column bleed) as described in Sec 7.7.2.2 of EPA 8015 B, C.
TZA	TimeZone Net Adjustment for sample collected outside of MAI's Coordinated Universal Time (UTC). (Adjustment for Daylight Saving is not accounted.)
WET (STLC)	Waste Extraction Test (Soluble Threshold Limit Concentration)

Analytical Qualifiers

a3	Sample diluted due to high organic content interfering with quantitative/or qualitative analysis.
b1	Aqueous sample that contains greater than ~1 vol. % sediment

McCampbell Analytical, Inc.
"When Quality Counts"

1534 Willow Pass Road, Pittsburg, CA 94565-1701
Toll Free Telephone: (877) 252-9262 / Fax: (925) 252-9269
http://www.mccampbell.com / E-mail: main@mccampbell.com

Analytical Report

Client:	Enthalpy Analytical	**WorkOrder:**	2602B23
Date Received:	02/18/2026 9:54	**Extraction Method:**	E8151A
Date Prepared:	02/19/2026	**Analytical Method:**	E8151A
Project:	EO-553208	**Unit:**	µg/L

Chlorinated Herbicides by GC-ECD

Client ID	Lab ID	Matrix	Date Collected	Instrument FileID	Batch ID
OUTLET	2602B23-001A	Water	02/16/2026 12:02	GC15A 03112633.D	335931

Analytes	Result	MDL	RL	DF	Date Analyzed
Acifluorfen	ND	0.53	1.0	1	03/11/2026 21:19
Bentazon	ND	0.32	1.0	1	03/11/2026 21:19
Chloramben	ND	0.64	1.0	1	03/11/2026 21:19
2,4-D (Dichlorophenoxyacetic acid)	ND	0.079	0.20	1	03/11/2026 21:19
2,4-DB	ND	0.42	1.0	1	03/11/2026 21:19
Dalapon	ND	0.77	1.0	1	03/11/2026 21:19
DCPA (mono & diacid)	ND	0.50	1.0	1	03/11/2026 21:19
Dicamba	ND	0.074	0.20	1	03/11/2026 21:19
3,5-Dichlorobenzoic Acid	ND	0.24	1.0	1	03/11/2026 21:19
Dichloroprop	ND	0.35	1.0	1	03/11/2026 21:19
Dinoseb (DNBP)	ND	0.30	1.0	1	03/11/2026 21:19
MCPA	ND	1.3	2.0	1	03/11/2026 21:19
MCPP	ND	1.2	2.0	1	03/11/2026 21:19
4-Nitrophenol	ND	0.77	1.0	1	03/11/2026 21:19
Pentachlorophenol (PCP)	ND	0.055	0.20	1	03/11/2026 21:19
Picloram	ND	0.38	1.0	1	03/11/2026 21:19
2,4,5-T (Trichlorophenoxy acetic acid)	ND	0.10	0.20	1	03/11/2026 21:19
2,4,5-TP (Silvex)	ND	0.16	0.50	1	03/11/2026 21:19

Surrogates	REC (%)	Limits	DF	
DCAA	93	60-140	1	03/11/2026 21:19

Analyst(s): DP

Analytical Comments: b1

McCampbell Analytical, Inc.
"When Quality Counts"

1534 Willow Pass Road, Pittsburg, CA 94565-1701
Toll Free Telephone: (877) 252-9262 / Fax: (925) 252-9269
http://www.mccampbell.com / E-mail: main@mccampbell.com

Analytical Report

Client:	Enthalpy Analytical	**WorkOrder:**	2602B23
Date Received:	02/18/2026 9:54	**Extraction Method:**	RSK175
Date Prepared:	02/20/2026	**Analytical Method:**	RSK175
Project:	EO-553208	**Unit:**	µg/L

Dissolved Carbon Dioxide by RSK 175

Client ID	Lab ID	Matrix	Date Collected	Instrument FileID	Batch ID
OUTLET	2602B23-001B	Water	02/16/2026 12:02	GC26 0220260905.D	336209

Analytes	Result	MDL	RL	DF	Date Analyzed
Carbon Dioxide	**430**	50	50	1	02/20/2026 11:07

Analyst(s): CLO

Analytical Comments: b1

McCampbell Analytical, Inc.
"When Quality Counts"

1534 Willow Pass Road, Pittsburg, CA 94565-1701
Toll Free Telephone: (877) 252-9262 / Fax: (925) 252-9269
http://www.mccampbell.com / E-mail: main@mccampbell.com

Quality Control Report

Client:	Enthalpy Analytical	**WorkOrder:**	2602B23
Date Prepared:	02/19/2026	**BatchID:**	335931
Date Analyzed:	02/24/2026	**Extraction Method:**	E8151A
Instrument:	GC15A	**Analytical Method:**	E8151A
Matrix:	Water	**Unit:**	µg/L
Project:	EO-553208	**Sample ID:**	MB/LCS/LCSD-335931

QC Summary Report for E8151A

Analyte	MB Result	MDL	RL	SPK Val	MB IS/SS %REC	MB IS/SS Limits
Acifluorfen	ND	0.53	1.0	-	-	-
Bentazon	ND	0.32	1.0	-	-	-
Chloramben	ND	0.64	1.0	-	-	-
2,4-D (Dichlorophenoxyacetic acid)	ND	0.079	0.20	-	-	-
2,4-DB	ND	0.42	1.0	-	-	-
Dalapon	ND	0.77	1.0	-	-	-
DCPA (mono & diacid)	ND	0.50	1.0	-	-	-
Dicamba	ND	0.074	0.20	-	-	-
3,5-Dichlorobenzoic Acid	ND	0.24	1.0	-	-	-
Dichloroprop	ND	0.35	1.0	-	-	-
Dinoseb (DNBP)	ND	0.30	1.0	-	-	-
MCPA	ND	1.3	2.0	-	-	-
MCPP	ND	1.2	2.0	-	-	-
4-Nitrophenol	ND	0.77	1.0	-	-	-
Pentachlorophenol (PCP)	ND	0.055	0.20	-	-	-
Picloram	ND	0.38	1.0	-	-	-
2,4,5-T (Trichlorophenoxy acetic acid)	ND	0.10	0.20	-	-	-
2,4,5-TP (Silvex)	ND	0.16	0.50	-	-	-
Surrogate Recovery						
DCAA	8.7			10	87	70-130

(Cont.)

McCampbell Analytical, Inc.
"When Quality Counts"

1534 Willow Pass Road, Pittsburg, CA 94565-1701
Toll Free Telephone: (877) 252-9262 / Fax: (925) 252-9269
http://www.mccampbell.com / E-mail: main@mccampbell.com

Quality Control Report

Client:	Enthalpy Analytical	**WorkOrder:**	2602B23
Date Prepared:	02/19/2026	**BatchID:**	335931
Date Analyzed:	02/24/2026	**Extraction Method:**	E8151A
Instrument:	GC15A	**Analytical Method:**	E8151A
Matrix:	Water	**Unit:**	µg/L
Project:	EO-553208	**Sample ID:**	MB/LCS/LCSD-335931

QC Summary Report for E8151A

Analyte	LCS Result	LCSD Result	SPK Val	LCS %REC	LCSD %REC	LCS/LCSD Limits	RPD	RPD Limit
Acifluorfen	10	10	10	102	102	70-130	0.562	30
Bentazon	11	11	10	112	112	70-130	0.0788	30
Chloramben	12	11	10	116	114	70-130	2.13	30
2,4-D (Dichlorophenoxyacetic acid)	11	11	10	108	106	70-130	2.32	30
2,4-DB	11	11	10	107	107	70-130	0.228	30
Dalapon	10	10	10	103	100	70-130	3.23	30
DCPA (mono & diacid)	9.6	9.3	10	96	93	70-130	3.06	30
Dicamba	10	10	10	103	102	70-130	1.22	30
3,5-Dichlorobenzoic Acid	10	10	10	100	100	70-130	0.560	30
Dichloroprop	10	9.9	10	103	99	70-130	3.50	30
Dinoseb (DNBP)	10	10	10	102	100	70-130	1.21	30
MCPA	110	100	100	110	102	70-130	6.90	30
MCPP	120	110	100	120	115	70-130	4.52	30
4-Nitrophenol	8.3	8.3	10	83	83	70-130	0.0857	30
Pentachlorophenol (PCP)	10	10	10	102	100	70-130	1.70	30
Picloram	9.9	9.8	10	99	98	70-130	0.520	30
2,4,5-T (Trichlorophenoxy acetic acid)	10	10	10	104	103	70-130	1.10	30
2,4,5-TP (Silvex)	10	10	10	104	102	70-130	1.69	30
Surrogate Recovery								
DCAA	9.9	9.8	10	99	98	70-130	1.11	30

McCampbell Analytical, Inc.
"When Quality Counts"

1534 Willow Pass Road, Pittsburg, CA 94565-1701
Toll Free Telephone: (877) 252-9262 / Fax: (925) 252-9269
http://www.mccampbell.com / E-mail: main@mccampbell.com

Quality Control Report

Client:	Enthalpy Analytical	**WorkOrder:**	2602B23
Date Prepared:	02/20/2026	**BatchID:**	336209
Date Analyzed:	02/20/2026	**Extraction Method:**	RSK175
Instrument:	GC26	**Analytical Method:**	RSK175
Matrix:	Water	**Unit:**	µg/L
Project:	EO-553208	**Sample ID:**	MB/LCS/LCSD-336209

QC Summary Report for RSK175

Analyte	MB Result	MDL	RL			
Carbon Dioxide	ND	50	50	-	-	-

Analyte	LCS Result	LCSD Result	SPK Val	LCS %REC	LCSD %REC	LCS/LCSD Limits	RPD	RPD Limit
Carbon Dioxide	160	140	187.2	85	77	70-130	9.93	30

McCampbell Analytical, Inc.
"When Quality Counts"

1534 Willow Pass Road, Pittsburg, CA 94565-1701
Toll Free Telephone: (877) 252-9262 / Fax: (925) 252-9269
http://www.mccampbell.com / E-mail: main@mccampbell.com

Certified Analyte List

Client: Enthalpy Analytical **WorkOrder:** 2602B23

Project: EO-553208

Analyte	Cert 1	Cert 2	Cert 3	Cert 4	Cert 5	Analytical Method	Matrix
2,4,5-T (Trichlorophenoxy acetic acid)	◉	◉	○	○	○	E8151A	Water
2,4,5-TP (Silvex)	◉	◉	○	○	○	E8151A	Water
2,4-D (Dichlorophenoxyacetic acid)	◉	◉	○	○	○	E8151A	Water
2,4-DB	◉	◉	○	○	○	E8151A	Water
3,5-Dichlorobenzoic Acid	○	◉	○	○	○	E8151A	Water
4-Nitrophenol	◉	◉	○	○	○	E8151A	Water
Acifluorfen	○	◉	○	○	○	E8151A	Water
Bentazon	○	◉	○	○	○	E8151A	Water
Chloramben	○	◉	○	○	○	E8151A	Water
Dalapon	◉	◉	○	○	○	E8151A	Water
DCPA (mono & diacid)	○	◉	○	○	○	E8151A	Water
Dicamba	◉	◉	○	○	○	E8151A	Water
Dichloroprop	◉	◉	○	○	○	E8151A	Water
Dinoseb (DNBP)	◉	◉	○	○	○	E8151A	Water
MCPA	◉	◉	○	○	○	E8151A	Water
MCPP	◉	◉	○	○	○	E8151A	Water
Pentachlorophenol (PCP)	◉	◉	○	○	○	E8151A	Water
Picloram	○	◉	○	○	○	E8151A	Water

Certifications

Cert 1	CA ELAP 1644
Cert 2	ORELAP (NELAP) 4033

The Certified Analyte Report lists the compounds for which MAI is accredited at the time of issuance. Although MAI holds multiple accreditations, methods with extensive compound lists may not be fully accredited due to state agency availability.

McCampbell Analytical, Inc.
1534 Willow Pass Rd
Pittsburg, CA 94565-1701
(925) 252-9262

CHAIN-OF-CUSTODY RECORD

WorkOrder: 2602B23 **ClientCode: ENO** **QuoteID: 262776**

☐ WaterTrax ☐ CLIP ☐ EDF ☑ EQuIS ☑ Dry-Weight ☑ Email ☐ HardCopy ☐ ThirdParty ☑ J-flag

☑ Detection Summary ☑ **Excel** [A1_Standard _QC]

Report to:
David Tripp
Enthalpy Analytical
931 West Barkley Avenue
Orange, CA 92868
657-581-4710 FAX:

Email: david.tripp@enthalpy.com
cc/3rd Party: incomingreports@enthalpy.com;
PO: 079649
Project: EO-553208

Bill to:
Accounts Payable/Enthalpy SoCal
Montrose Environmental Group
PO Box 842165
Boston, MA 02284-2165
003EL_ap@montrose-env.com

Requested TAT: **5 days;**

Date Received: **02/18/2026**
Date Logged: **02/18/2026**

Lab ID	ClientSampID	Matrix	Collection Date	Hold	Requested Tests (See legend below)											
					1	2	3	4	5	6	7	8	9	10	11	12
2602B23-001	OUTLET	Water	2/16/2026 12:02	☐	A	A	B									

Test Legend:

1	8151_W	2	PRDisposal Fee	3	RSK175_CO2_W	4	
5		6		7		8	
9		10		11		12	

Project Manager: Jena Alfaro

Prepared by: Emily Perez

Comments:

NOTE: Soil samples are discarded 60 days after receipt unless other arrangements are made (Water samples are 30 days).
Hazardous samples will be returned to client or disposed of at client expense.

McCampbell Analytical, Inc.
"When Quality Counts"

1534 Willow Pass Road, Pittsburg, CA 94565-1701
Toll Free Telephone: (877) 252-9262 / Fax: (925) 252-9269
http://www.mccampbell.com / E-mail: main@mccampbell.com

WORK ORDER SUMMARY

Client Name: ENTHALPY ANALYTICAL
Client Contact: David Tripp
Contact's Email: david.tripp@enthalpy.com

Project: EO-553208
Comments

Work Order: 2602B23
QC Level: LEVEL 2
Date Logged: 2/18/2026

☐ WaterTrax ☐ CLIP ☐ EDF ☑ Excel ☐ EQuIS ☑ Email ☐ HardCopy ☐ ThirdParty ☑ J-flag

LabID	ClientSampID	Matrix	Test Name	Cont./ Comp.	Bottle & Preservative	U**	Head Space	Dry-Weight	Collection Date & Time	TAT	Test Due Date	Sediment Content	Hold	Sub Out
001A	OUTLET	Water	E8151A (Chlorinated Herbicides)	1	1LA Narrow Mouth, Unpres	☐	☐	☐	2/16/2026 12:02	5 days	2/25/2026	1%+	☐	☐
001B	OUTLET	Water	RSK175 (CO2)	2	VOA, Unpres	☐	☐	☐	2/16/2026 12:02	5 days	2/25/2026	1%+	☐	☐

NOTES: * STLC and TCLP extractions require 2 days to complete; therefore, all TATs begin after the extraction is completed (i.e., One-day TAT yields results in 3 days from sample submission).

- ISM prep requires 5 to 10 days to complete; therefore, all TATs begin after the extraction is completed (i.e., One-day TAT yields results in 6 to 11 days from sample submission). Due date listed on WO summary will not accurately reflect the time needed for sample preparation.

- Organic extracts are held for 40 days before disposal; Inorganic extract are held for 30 days.

- MAI assumes that all material present in the provided sampling container is considered part of the sample - MAI does not exclude any material from the sample prior to sample preparation unless requested in writing by the client.

U = An unpreserved container was received for a method that suggests a preservation in order to extend hold time for analysis.**

Cont./Comp. = Containers /Composites

2602B22

ENTHALPY ANALYTICAL

931 West Barkley Ave
Orange, CA 92868
(714) 771-6900

Subcontract Laboratory:
McCampbell Analytical, Inc.
1534 Willow Pass Rd.
Pittsburg, CA 94565
ATTN:
PO #: Quote ID: 262776

Enthalpy Order: EO-553208
PM: David Tripp
Email: david.tripp@enthalpy.com
CC: incomingreports@enthalpy.com
Phone: 657-581-4710

Results Due: Hold time RUSH
Report Level: II
Report To: MDL
EDDs: Standard Excel EDD

Notes:

CHIQUITA Stormwater - Hold time rush please, if necessary

Sample ID	Collected	Lab ID	# Cont.	Matrix	Analysis Requested	Comment
OUTLET	16-FEB-2026 12:02	553208-001	1	Water	EPA 8151A Chlorinated Herbicides	
				Water	RSK-175 CO2	

Notes:	Relinquished By:	Received By:
	[signature]	
	Date: 2-17-26 17:45	Date:
		Emily Rc
	Date:	Date: 2/18/26 0954
	Date:	Date:

GIS: 56409 6452

2 Out
1 RUS

McCampbell Analytical, Inc.
"When Quality Counts"

1534 Willow Pass Road, Pittsburg, CA 94565-1701
Toll Free Telephone: (877) 252-9262 / Fax: (925) 252-9269
http://www.mccampbell.com / E-mail: main@mccampbell.com

Sample Receipt Checklist

Client Name:	Enthalpy Analytical	Date and Time Received:	2/18/2026 09:54
Project:	EO-553208	Date Logged:	2/18/2026
		Received by:	Emily Perez
WorkOrder №:	2602B23 Matrix: Water	Logged by:	Emily Perez
Carrier:	Golden State Overnight		

Chain of Custody (COC) Information

Chain of custody present?	Yes	☑	No	☐		
Chain of custody signed when relinquished and received?	Yes	☑	No	☐		
Chain of custody agrees with sample labels?	Yes	☑	No	☐		
Sample IDs noted by Client on COC?	Yes	☑	No	☐		
Date and Time of collection noted by Client on COC?	Yes	☑	No	☐		
Sampler's name noted on COC?	Yes	☑	No	☐		
COC agrees with Quote?	Yes	☑	No	☐	NA	☐
COC quote is active?	Yes	☑	No	☐	NA	☐

Sample Receipt Information

Custody seals intact on shipping container/cooler?	Yes	☐	No	☐	NA	☑
Custody seals intact on sample bottles?	Yes	☐	No	☐	NA	☑
Shipping container/cooler in good condition?	Yes	☑	No	☐		
Samples in proper containers/bottles?	Yes	☑	No	☐		
Sample containers intact?	Yes	☑	No	☐		
Sufficient sample volume for indicated test?	Yes	☑	No	☐		

Sample Preservation and Hold Time (HT) Information

All samples received within holding time?	Yes	☑	No	☐	NA	☐
Samples Received on Ice?	Yes	☑	No	☐		
(Ice Type: WET ICE)						
Sample/Temp Blank temperature	Temp: 2°C				NA	☐
ZHS conditional analyses: VOA meets zero headspace requirement (VOCs, TPHg/BTEX, RSK)?	Yes	☑	No	☐	NA	☐
Sample labels checked for correct preservation?	Yes	☑	No	☐		
pH acceptable upon receipt (Metal: <2)?	Yes	☐	No	☐	NA	☑

UCMR Samples:

pH tested and acceptable upon receipt (200.7: ≤2; 533: 6 - 8; 537.1: 6 - 8)?	Yes	☐	No	☐	NA	☑
Free Chlorine tested and acceptable upon receipt (<0.1mg/L) [not applicable to 200.7]?	Yes	☐	No	☐	NA	☑

Comments:

Laboratory Job Number 553208

Subcontracted Products

Enthalpy - El Dorado Hills

March 05, 2026

Enthalpy Analytical - El Dorado Hills
Work Order No. 2602173

Mr. David Tripp
Enthalpy Analytical
931 W. Barkley Avenue
Orange, CA 92868

Dear Mr. Tripp,

Enclosed are the results for the sample set received at Enthalpy Analytical - EDH on February 18, 2026 under your Project Name 'EO-553208'.

Enthalpy Analytical - EDH is committed to serving you effectively. If you require additional information, please contact me at 916-673-1520 or by email at mark.rein@enthalpy.com.

Thank you for choosing Enthalpy Analytical - EDH as part of your analytical support team.

Sincerely,



Mark Rein
Project Manager

Enthalpy Analytical -EDH certifies that the report herein meets all the requirements set forth by NELAP for those applicable test methods. Results relate only to the samples as received by the laboratory. This report should not be reproduced except in full without the written approval of Enthalpy Analytical -EDH .

Enthalpy Analytical - EDH Work Order No. 2602173
Case Narrative

Sample Condition on Receipt:

One water sample was received and stored securely in accordance with Enthalpy Analytical - EDH standard operating procedures and EPA methodology. The sample was received in good condition and within the method temperature requirements.

Analytical Notes:

EPA Method 8290A

The sample was extracted and analyzed for 2,3,7,8-TCDD by EPA Method 8290A using a ZB-DIOXIN GC column.

Holding Times

The method holding time criteria was met for the sample.

Quality Control

The Initial Calibration and Continuing Calibration Verifications met the method acceptance criteria.

A Method Blank and Ongoing Precision and Recovery (OPR) sample were extracted and analyzed with the preparation batch. No analytes were detected above the sample quantitation limits in the Method Blank. The OPR recoveries were within the method acceptance criteria.

Labeled standard recoveries for all QC and field samples were within method acceptance criteria.

TABLE OF CONTENTS

Case Narrative..... 1

Table of Contents..... 3

Sample Inventory..... 4

Analytical Results..... 5

Qualifiers..... 9

Certifications..... 10

Sample Receipt..... 11

Sample Inventory Report

Sample ID	Client Sample ID	Sampled	Received	Components/Containers
2602173-01	OUTLET	16-Feb-26 12:02	18-Feb-26 10:45	Amber Glass NM Bottle, 1L

ANALYTICAL RESULTS

Sample ID: Method Blank

EPA Method 8290A

Client Data

Name: Enthalpy Analytical
Project: EO-553208
Matrix: Aqueous

Laboratory Data

Lab Sample: B26B311-BLK1
QC Batch: B26B311
Sample Size: 0.500 L
Date Extracted: 26-Feb-26
Column: ZB-DIOXIN

Analyte	Conc. (pg/L)	MDL	RL	Qualifiers	Analyzed	Dilution
2,3,7,8-TCDD	ND	3.56	10.0		03-Mar-26 00:00	1

Labeled Standards	Type	% Recovery	Limits	Qualifiers	Analyzed	Dilution
13C-2,3,7,8-TCDD	IS	85.0	40 - 135		03-Mar-26 00:00	1
37Cl-2,3,7,8-TCDD	CRS	90.1	40 - 135		03-Mar-26 00:00	1

MDL - Method Detection Limit
RL - Reporting limit

Results reported to MDL.

Sample ID: OPR **EPA Method 8290A**

Client Data

Name: Enthalpy Analytical
Project: EO-553208
Matrix: Aqueous

Laboratory Data

Lab Sample: B26B311-BS1
QC Batch: B26B311
Sample Size: 0.500 L
Date Extracted: 26-Feb-26 04:13
Column: ZB-DIOXIN

Analyte	Amt Found (pg/L)	Spike Amt	% Recovery	Limits	Qualifiers	Analyzed	Dilution
2,3,7,8-TCDD	377	400	94.3	70-130		27-Feb-26 10:36	1
Labeled Standards	**Type**		**% Recovery**	**Limits**	**Qualifiers**	**Analyzed**	**Dilution**
13C-2,3,7,8-TCDD	IS		69.7	40-135		27-Feb-26 10:36	1
37Cl-2,3,7,8-TCDD	CRS		70.2	40-135		27-Feb-26 10:36	1

Sample ID: OUTLET

EPA Method 8290A

Client Data

Name:	Enthalpy Analytical
Project:	EO-553208
Matrix:	Water
Date Collected:	16-Feb-26 12:02

Laboratory Data

Lab Sample:	2602173-01	Date Received:	18-Feb-26 10:45
QC Batch:	B26B311	Date Extracted:	26-Feb-26
Sample Size:	0.503 L	Column:	ZB-DIOXIN

Analyte	Conc. (pg/L)	MDL	RL	Qualifiers	Analyzed	Dilution
2,3,7,8-TCDD	ND	3.54	9.95		04-Mar-26 00:36	1

Labeled Standards	Type	% Recovery	Limits	Qualifiers	Analyzed	Dilution
13C-2,3,7,8-TCDD	IS	68.8	40 - 135		04-Mar-26 00:36	1
37Cl-2,3,7,8-TCDD	CRS	67.1	40 - 135		04-Mar-26 00:36	1

MDL - Method Detection Limit
RL - Reporting limit

Results reported to MDL.

DATA QUALIFIERS & ABBREVIATIONS

B	Compound was also detected in the method blank
Conc.	Concentration
CRS	Cleanup Recovery Standard
D	Dilution
DL	Detection Limit
E	Concentration exceeded the calibration range
EDL	Estimated Detection Limit
EMPC	Estimated Maximum Possible Concentration
H	Recovery and/or RPD was outside laboratory acceptance limits
I	Chemical Interference
IS	Internal Standard
J	Estimated Concentration below the Reporting Limit/LOQ
LOD	Limit of Detection
LOQ	Limit of Quantitation
MDL	Method Detection Limit
NA	Not Applicable
ND	Not Detected
OPR	Ongoing Precision and Recovery sample
P	Concentration may include contribution from chlorinated diphenyl ether(s).
Q	Ion transition ratio is outside of the acceptance criteria.
RL	Reporting Limit (MRL)
TEQ	Toxic Equivalency, sum of the toxic equivalency factors (TEF) multiplied by the sample concentrations.
TEQMax	TEQ calculated using the detection limit as the concentration for non-detects
TEQMin	TEQ calculated using zero as the concentration for non-detects
TEQRisk	TEQ calculated using ½ the detection limit as the concentration for non-detects
U	Not Detected (specific projects only)
*	See Cover Letter

Unless otherwise noted, solid sample results are reported in dry weight. Tissue samples are reported in wet weight.

Enthalpy Analytical - EDH Certifications

Accrediting Authority	Certificate Number
Alaska Department of Environmental Conservation	17-013
California Department of Health – ELAP	2892
DoD ELAP - A2LA Accredited - ISO/IEC 17025	3091.01
Florida Department of Health	E87777
Louisiana Department of Environmental Quality	01977
Maine Department of Health	2020018
Michigan Department of Environmental Quality	9932
Minnesota Department of Health	2211390
Nevada Division of Environmental Protection	CA00413
New Hampshire Environmental Accreditation Program	207721
New Jersey Department of Environmental Protection	CA003
New York Department of Health	11411
Ohio Environmental Protection Agency	87778
Oregon Laboratory Accreditation Program	4042-021
Texas Commission on Environmental Quality	T104704189-22-13
Vermont Department of Health	VT-4042
Virginia Department of General Services	11276
Washington Department of Ecology	C584
Wisconsin Department of Natural Resources	998036160

Current certificates and lists of licensed parameters can be found at Enthalpy.com/Resources/Accreditations.

ENTHALPY ANALYTICAL
931 West Barkley Ave
Orange, CA 92868
(714) 771-6900

Subcontract Laboratory:
Enthalpy - El Dorado Hills
1104 Windfield Way
El Dorado Hills, CA 95762
ATTN: Mark Rein
PO #: Required, to be sent via email

Enthalpy Order: EO-553208
PM: David Tripp
Email: david.tripp@enthalpy.com
CC: incomingreports@enthalpy.com
Phone: 657-581-4710

2602173

4.6°C

Results Due: Standard TAT (15wd TAT)
Report Level: II
Report To: MDL
EDDs: BLDR:Enthalpy (the normal EDD you send to Orange)

Notes:
CHIQUITA Stormwater - 15wd TAT or less if at all possible. No decanting.

Sample ID	Collected	Lab ID	# Cont.	Matrix	Analysis Requested	Comment
OUTLET	16-FEB-2026 12:02	553208-001	1	Water	EPA 8290 - 2,3,7,8-TCDD Only	

Notes:	Relinquished By:	Received By:
	[signature]	Kelia Wadsworth Kelia Wadsworth
	Date: 2-17-26 16:56	Date: 02/19/26 1045
	Date:	Date:
	Date:	Date:

CoC/Label Reconciliation Report WO# 2602173

LabNumber	CoC Sample ID		SampleAlias	Sample Date/Time		Container	BaseMatrix	Sample Comments
2602173-01	A OUTLET	☑ (A)	553208-001	16-Feb-26 12:02	☑	Amber Glass NM Bottle, 1L	Aqueous	

Checkmarks indicate that information on the COC reconciled with the sample label.
Any discrepancies are noted in the following columns.

CONDITION	Yes	No	NA
Sample Container Intact?	✓		
Sample Container(s) Custody Seals Intact?			✓
Custody Seals On Cooler Intact?			✓
Adequate Sample Volume?	✓		
Container Type Appropriate for Analysis(es)?	✓		

Comments: (A) No Backup Volume

Preservation Documented: Na2S2O3 Trizma NH4CH3CO2 None (All) Other

Verifed by/Date: KAW 02/18/26
XAO 02/18/26

Enthalpy Analytical
931 West Barkley Ave
Orange, CA 92868
(714) 771-6900

enthalpy.com

Lab Job Number : 553952
Report Level : II
Report Date : 03/19/2026

Analytical Report *prepared for:*

Matt Breuer
Waste Connections
Chiquita Canyon Landfill
29201 Henry Mayo Drive
Castaic, CA 91384

Project: CCLF STORMWATER - Stormwater Outlet - FULL FINAL REPORT

Authorized for release by:

David Tripp, Project Manager
657-581-4710
david.tripp@enthalpy.com

This data package has been reviewed for technical correctness and completeness. Release of this data has been authorized by the Laboratory Manager or the Manager's designee, as verified by the above signature which applies to this PDF file as well as any associated electronic data deliverable files. The results contained in this report meet all requirements of NELAP and pertain only to those samples which were submitted for analysis. This report may be reproduced only in its entirety.

CA ELAP# 1338, CA ELAP #1338-S1, NELAP# 4038, SCAQMD LAP# 18LA0518, LACSD ID# 10105, ORELAP# 4197

ENTHALPY ANALYTICAL

Sample Summary

Matt Breuer Waste Connections Chiquita Canyon Landfill 29201 Henry Mayo Drive Castaic, CA 91384	Lab Job #: Project No: Location: Date Received:	553952 CCLF STORMWATER Stormwater Outlet - FULL FINAL REPORT 02/23/26

Sample ID	Lab ID	Collected	Matrix
SOUTH BASIN - STAGE 1-SW	553952-001	02/23/26 07:40	Water
SOUTH BASIN - STAGE 1-NW	553952-002	02/23/26 07:50	Water
SOUTH BASIN - EASTERN INLET	553952-003	02/23/26 08:25	Water

Case Narrative

Waste Connections Chiquita Canyon Landfill 29201 Henry Mayo Drive Castaic, CA 91384 Matt Breuer	Lab Job Number: 553952 Project No: CCLF STORMWATER Location: Stormwater Outlet - FULL FINAL REPORT Date Received: 02/23/26

- This data package contains sample and QC results for three water samples, requested for the above referenced project on 02/23/26. The samples were received in good condition.
- DILUTIONS: Dilutions in this report were performed solely for the purpose of reporting target analytes within method calibration ranges - except where otherwise noted below.
- EPA 1664A, EPA 200.7, EPA 200.8, EPA 245.1, EPA 300.0, EPA 350.1, EPA 420.1, EPA 625.1, EPA 8081A, EPA 8082, EPA 8270C-SIM, EPA 8270E, SM 4500-CN-E, SM 4500-S2-D, SM 5310B, SM 9221B, SM 9221F, SM2130B, SM2320B, SM2510B, SM2540C, SM2540D, SM5210B, and SM5220D analyses were performed at 931 West Barkley Ave, Orange, CA, 92868.
- EPA 8260B analysis was performed at 2532 E Cerritos Ave., Anaheim, CA, 92806.

Volatile Organics by GC/MS (EPA 8260B):

- SOUTH BASIN - STAGE 1-SW (lab # 553952-001), SOUTH BASIN - STAGE 1-NW (lab # 553952-002), and SOUTH BASIN - EASTERN INLET (lab # 553952-003) had pH greater than 2.
- No other analytical problems were encountered.

Semivolatile Organics by GC/MS (EPA 8270E):
No analytical problems were encountered.

Semivolatile Organics by GC/MS (EPA 625.1):

- Low surrogate recoveries were observed for 2-fluorophenol in SOUTH BASIN - STAGE 1-NW (lab # 553952-002) and the BS for batch 396143.
- Low surrogate recoveries were observed for phenol-d6 in SOUTH BASIN - STAGE 1-NW (lab # 553952-002) and the BS for batch 396143.
- No other analytical problems were encountered.

Semivolatile Organics by GC/MS SIM (EPA 8270C-SIM):

- High recovery was observed for 1,4-dioxane in the BS for batch 396184; this analyte was not detected at or above the RL in the associated samples.
- No other analytical problems were encountered.

Pesticides (EPA 8081A):
No analytical problems were encountered.

Total Organic Carbon by IR (SM 5310B):
No analytical problems were encountered.

PCBs (EPA 8082):
No analytical problems were encountered.

Metals (EPA 200.7, EPA 200.8, and EPA 245.1):
No analytical problems were encountered.

Ion Chromatography (EPA 300.0):

- Low recoveries were observed for sulfate in the MS/MSD of SOUTH BASIN - STAGE 1-SW (lab # 553952-001); the LCS was within limits.
- Responses exceeding the instrument's linear range were observed for sulfate in the MS/MSD of SOUTH BASIN - STAGE 1-SW (lab # 553952-001); affected data was qualified with "E".
- No other analytical problems were encountered.

Conductivity (SM2510B):
No analytical problems were encountered.

Total Oil & Grease (HEM) (EPA 1664A):

- Matrix spikes were not performed for this analysis due to insufficient sample volume.
- No analytical problems were encountered.

Total Phenolics (EPA 420.1):
No analytical problems were encountered.

Alkalinity (SM2320B):
No analytical problems were encountered.

Sulfide (SM 4500-S2-D):
No analytical problems were encountered.

Total Dissolved Solids (TDS) (SM2540C):
No analytical problems were encountered.

Total Suspended Solids (TSS) (SM2540D):
No analytical problems were encountered.

Chemical Oxygen Demand (SM5220D):
No analytical problems were encountered.

Biochemical Oxygen Demand (SM5210B):
No analytical problems were encountered.

Turbidity (SM2130B):
No analytical problems were encountered.

Cyanide - Semi-Automated Method (SM 4500-CN-E and SM 4500-CN-E):

- Cyanide was detected between the MDL and the RL in the method blank for batch 396304; this analyte was not detected in samples at or above the RL.
- No other analytical problems were encountered.

Coliform - 9221 Tests (SM 9221B and SM 9221F):
No analytical problems were encountered.

Ammonia and TKN- Semi-Automated Method (SM 4500-NH3-G):

- Low recoveries were observed for ammonia-N in the MS/MSD for batch 396201; the parent sample was not a project sample, the LCS was within limits, and the associated RPD was within limits.
- No other analytical problems were encountered.

Organophosphorus Pesticides (EPA 8141A):
Pace Laboratories in Bakersfield, CA performed the analysis (see sublab report section for certifications). Please see the Pace Laboratories case narrative.

8151A Chlorinated Herbicides (EPA 8151A):
McCampbell Analytical, Inc. in Pittsburg, CA performed the analysis (NELAP certified). Please see the McCampbell Analytical, Inc. case narrative.

RSK-175 CO2 (RSK-175):
McCampbell Analytical, Inc. in Pittsburg, CA performed the analysis (see sublab report section for certifications). Please see the McCampbell Analytical, Inc. case narrative.

Dioxins & Furans (EPA 8290):
Enthalpy - El Dorado Hills in El Dorado Hills, CA performed the analysis (see sublab report section for certifications). Please see the Enthalpy - El Dorado Hills case narrative.

ENTHALPY ANALYTICAL

Chain of Custody Record

Lab No: 553952

Page: 1 of 3

Turn Around Time (rush by advanced notice only)

Standard:		5 Day:		3 Day:	
2 Day:		1 Day:	X	Custom TAT:	

Enthalpy Analytical - Orange

931 W. Barkley Avenue, Orange, CA 92868

Phone 714-771-6900

Matrix: A = Air S = Soil/Solid W = Water DW = Drinking Wate SD = Sediment PP = Pure Product SEA = Sea Water SW = Swab T = Tissue WP = Wipe O = Other

Preservatives: 1 = $Na_2S_2O_3$ 2 = HCl 3 = HNO_3 4 = H_2SO_4 5 = NaOH 6 = Other

Sample Receipt Temp: 4.5 IR10 4.7 +0.2 (lab use only)

CUSTOMER INFORMATION		PROJECT INFORMATION	
Company:	Chiquita Canyon, LLC	Name:	Stormwater Outlet
Report To:	Matt Breuer	Number:	
Email:	matthew.breuer@wasteconnection	P.O. #:	
Address:	29201 Henry Mayo Drive	Address:	29201 Henry Mayo Drive
	Castaic, CA 91384		Castaic, CA 91384
Phone:	682-559-3880	Global ID:	
Fax:		Sampled By:	CH, GA, ST

	Sample ID	Sampling Date	Sampling Time	Matrix	Container No. / Size	Pres.	200.7/200.8 Metals (see comments)	245.1 Mercury	4500-CN-E Cyanide	8081 Pesticides / 8082 PCBs	8141 Organophosphorous Pesticides	8151 Herbicides	8260 VOCs	8260 Acrolein/Acrylonitrile	8270C	8290 2,3,7,8-TCDD	Test Instructions / Comments
1	South Basin - Stage 1-SW	02/23/26	0740	W	31	1,2,4,6	X	X	X	X	X	X	X	X	X	X	Temp: 12.5°C, pH 6.93
2	South Basin - Stage 1-NW	02/23/26	0750	W	31	1,2,4,6	X	X	X	X	X	X	X	X	X	X	Temp: 12.1°C, pH 7.01
3	South Basin - Eastern Inlet	02/23/26	0825	W	31	1,2,4,6	X	X	X	X	X	X	X	X	X	X	Temp: 13.7°C, pH 7.02
4																	
5																	
6																	
7																	
8																	
9																	
10																	

Analysis Request

Test Instructions / Comments

200.8 - Ag, As, B, Ba, Be, Cd, Co, Cr, Cu, Ni, Mn, Pb, Sb, Se, Sn, Tl, V, Zn
200.7 - Fe, Ca, K, Mg, Na

Additional email recipients:
matt.breuer@wasteconnections.com
stormwater@wasteconnections.com
tmb@swteng.com
aav@swteng.com

Direct invoices to:
Maribel Bolanos
(661) 257-3665

Login 553952

	Signature	Print Name	Company / Title	Date / Time
[1] Relinquished By:		Caleb Henryk	CTEH	2/23/2026 1240
[1] Received By:		JETH CO	ENTHALPY	02/23/26 1240
[2] Relinquished By:				
[2] Received By:				
[3] Relinquished By:				
[3] Received By:				

ENTHALPY ANALYTICAL

Chain of Custody Record

Lab No:

Page: 2 of 3

Turn Around Time (rush by advanced notice only)

Standard:		5 Day:		3 Day:	
2 Day:		1 Day:	X	Custom TAT:	

Enthalpy Analytical - Orange

931 W. Barkley Avenue, Orange, CA 92868

Phone 714-771-6900

Matrix: A = Air S = Soil/Solid W = Water DW = Drinking Wate SD = Sediment PP = Pure Product SEA = Sea Water SW = Swab T = Tissue WP = Wipe O = Other

Preservatives: 1 = $Na_2S_2O_3$ 2 = HCl 3 = HNO_3 4 = H_2SO_4 5 = NaOH 6 = Other

Sample Receipt Temp: 4.5 1210 / 4.7 +0.2 (lab use only)

CUSTOMER INFORMATION		PROJECT INFORMATION	
Company:	Chiquita Canyon, LLC	Name:	Stormwater Outlet
Report To:	Matt Breuer	Number:	
Email:	matthew.breuer@wasteconnection	P.O. #:	
Address:	29201 Henry Mayo Drive	Address:	29201 Henry Mayo Drive
	Castaic, CA 91384		Castaic, CA 91384
Phone:	682-559-3880	Global ID:	
Fax:		Sampled By:	CH, GA, ST

	Sample ID	Sampling Date	Sampling Time	Matrix	Container No. / Size	Pres.	SM4500-S2-D Total Sulfide	420.1 Total Phenolics	1664A Oil and Grease	9221B Tota Coliform	9221F E. Coli	300.0 Cl, Br, Fl, NO3, NO2, SO4	2540D TSS	5310B TOC	8270 SIM 1,4-Dioxane	SM2320B Alkalinity	Test Instructions / Comments
1	South Basin - Stage 1-SW	02/23/26	0740	W	31	1,2,4,6	X	X	X	X	X	X	X	X	X	X	Temp: 12.5°C, pH 6.93
2	South Basin - Stage 1-NW	02/23/26	0750	W	31	1,2,4,6	X	X	X	X	X	X	X	X	X	X	Temp: 12.1°C, pH 7.01
3	South Basin - Eastern Inlet	02/23/26	0825	W	31	1,2,4,6	X	X	X	X	X	X	X	X	X	X	Temp: 13.7°C, pH 7.02
4																	
5																	
6																	
7																	
8																	
9																	
10																	

Additional email recipients:
matt.breuer@wasteconnections.com
stormwater@wasteconnections.com
tmb@swteng.com
aav@swteng.com

Direct invoices to:
Maribel Bolanos
(661) 257-3665

	Signature	Print Name	Company / Title	Date / Time
1 Relinquished By:		Caleb Hough	CTEH	2/23/2026 1240
1 Received By:	JAW	JETH CO	ENTHALPY	02/23/26 1240
2 Relinquished By:				
2 Received By:				
3 Relinquished By:				
3 Received By:				

ENTHALPY ANALYTICAL

Chain of Custody Record

Lab No:

Page: 3 of 3

Turn Around Time (rush by advanced notice only)

Standard:		5 Day:		3 Day:	
2 Day:		1 Day:	X	Custom TAT:	

Enthalpy Analytical - Orange

931 W. Barkley Avenue, Orange, CA 92868

Phone 714-771-6900

Matrix: A = Air S = Soil/Solid W = Water DW = Drinking Wate SD = Sediment PP = Pure Product SEA = Sea Water SW = Swab T = Tissue WP = Wipe O = Other

Preservatives: 1 = $Na_2S_2O_3$ 2 = HCl 3 = HNO_3 4 = H_2SO_4 5 = NaOH 6 = Other

Sample Receipt Temp: 4.5 IR10 4.7 TO.2 (lab use only)

CUSTOMER INFORMATION		PROJECT INFORMATION	
Company:	Chiquita Canyon, LLC	Name:	Stormwater Outlet
Report To:	Matt Breuer	Number:	
Email:	matthew.breuer@wasteconnection	P.O. #:	
Address:	29201 Henry Mayo Drive	Address:	29201 Henry Mayo Drive
	Castaic, CA 91384		Castaic, CA 91384
Phone:	682-559-3880	Global ID:	
Fax:		Sampled By:	CH, GA, ST

	Sample ID	Sampling Date	Sampling Time	Matrix	Container No. / Size	Pres.	SM5220D Chemical Oxygen Demand	SM2510B Specific Conductance	RSK-175 Carbon Dioxide	2540E TDS	SM2130B Turbidity	350.1 Ammonia	625.1 - See Comments	625.1 Alpha-Terpineol	SM5210B BOD		Test Instructions / Comments
1	South Basin - Stage 1-SW	02/23/26	0740	W	31	1,2,4,6	X	X	X	X	X	X	X	X	X		Temp: 12.5°C, pH 6.93
2	South Basin - Stage 1-NW	02/23/26	0750	W	31	1,2,4,6	X	X	X	X	X	X	X	X	X		Temp: 12.1°C, pH 7.01
3	South Basin - Eastern Inlet	02/23/26	0825	W	31	1,2,4,6	X	X	X	X	X	X	X	X	X		Temp: 13.7°C, pH 7.02
4																	
5																	
6																	
7																	
8																	
9																	
10																	

Analysis Request

625.1 - Benzoic Acid, Pyridine, Phenol, 2-methylphenol, 3,4-methylphenol, Cresol, Naphthalene, alpha-terpineol

Additional email recipients:
matt.breuer@wasteconnections.com
stormwater@wasteconnections.com
tmb@swteng.com
aav@swteng.com

Direct invoices to:
Maribel Bolanos
(661) 257-3665

	Signature	Print Name	Company / Title	Date / Time
[1] Relinquished By:		Colely Hercyk	CTEH	2/23/2026 1240
[1] Received By:		JETH CO	ENTHALPY	02/23/26 1240
[2] Relinquished By:				
[2] Received By:				
[3] Relinquished By:				
[3] Received By:				

SAMPLE RECEIPT CHECKLIST

Section 1: General Info

Date Received: 02/23/26 WO# 553952 Client: Waste Connections

Section 2: Shipping / Custody **Are custody seals present?** ☐ Yes ☒ No

Custody seals intact on arrival? ■ N/A ☐ Yes ☐ No ☐ On cooler / box ☐ On samples

☐ Courier ■ Walk-In ☐ Field Sampling ☐ Shipping Info: _____

Section 3a: Condition / Packaging ☐ **Outside 0.0 - 6.0°C (0.0 - 10.0°C for microbiology) (PM notified)**

Date Opened 02/23/26 By (initials) JLC Type of ice used: ■ Wet ☐ Blue/Gel ☐ None

☐ Samples received on ice directly from the field; cooling process had begun. (if checked, skip temperatures)

☐ Sample matrix doesn't require cooling (e.g. air, bulk PCB). (if checked, skip temperatures)

If no cooler: Observed/Adjusted Temp (°C): _____ / _____ Thermometer/IR Gun: IR 10 CF: +0.2

Cooler Temp (°C) #1: 4.5 / 4.7 #2: 4.0 / 4.2 #3: 5.4 / 5.6 #4: 2.3 / 2.5 #5: 5.7 / 5.9 #6: 5.2 / 5.4

Section 3b: Microbiology Samples ☐ **No microbiology samples submitted (skip 3b)**

■ Within temp range 0.0 - 10.0°C or received on ice directly from field.

■ Adequate headspace for microbiology analysis.

Section 3c: Air Samples ■ **No air samples submitted (skip 3c)**

☐ 1.4L Canisters ☐ 6L Canisters ☐ Tedlar Bags ☐ MCE Cassettes ☐ Sorbent Tubes ☐ Other_____

Section 4: Containers / Labels / Samples	YES	NO	N/A
1) Were custody papers present, filled properly, and legible?	x		
2) Is the sampler's name present on the CoC?	x		
3) Were containers received in good condition (unbroken / unopened / uncompromised)?	x		
4) Were the samples bagged? (required for microbiology samples; recommended for soil samples)	X		
5) Were all of, and only, the correct samples received?	x		
6) Are sample labels present, legible, and in agreement with the CoC?	X		
7) Does the container count match the CoC?	x		
8) Was sufficient sample volume / mass received for the analyses requested?	x		
9) Were samples received in proper containers for the analyses requested?	x		
10) Were samples received with > 1/2 holding time remaining?	x		
11) Are samples properly preserved as indicated by CoC / labels?	x		
12) Unpreserved VOAs received - If necessary, was the hold time changed in LIMS?			x
13) Are VOA vials free from headspace/bubbles > 6mm?	X		

Section 5: Explanations / Comments

(If no comments are made, then no discrepancies noted.)

☐ **No additional discrepancies**

Date Logged 02/23/26 **By (print)** FPD **(sign)** _____

Date Labeled 02/23/26 **By (print)** JKC **(sign)** _____ for JKC

ENTHALPY ANALYTICAL

Analysis Results for 553952

Matt Breuer
Waste Connections
Chiquita Canyon Landfill
29201 Henry Mayo Drive
Castaic, CA 91384

Lab Job #: 553952
Project No: CCLF STORMWATER
Location: Stormwater Outlet - FULL FINAL REPORT
Date Received: 02/23/26

Sample ID: SOUTH BASIN - STAGE 1-SW | **Lab ID:** 553952-001 | **Matrix:** Water | **Collected:** 02/23/26 07:40

553952-001 Analyte	Result	Qual	Units	RL	MDL	DF	Batch	Prepared	Analyzed	Chemist
Method: EPA 1664A Prep Method: METHOD										
Total Oil and Grease	ND		mg/L	4.9	0.95	0.98	396155	02/23/26	02/24/26	TTL
Method: EPA 200.7 Prep Method: EPA 3015A										
Calcium	**63**		mg/L	0.10	0.022	1	396157	02/23/26	02/23/26	SBW
Iron	**2.5**		mg/L	0.050	0.017	1	396157	02/23/26	02/24/26	SBW
Magnesium	**10**		mg/L	0.10	0.010	1	396157	02/23/26	02/23/26	SBW
Potassium	**14**		mg/L	0.50	0.15	1	396157	02/23/26	02/23/26	SBW
Sodium	**61**		mg/L	0.50	0.017	1	396157	02/23/26	02/23/26	SBW
Method: EPA 200.8 Prep Method: EPA 3015A										
Antimony	**1.1**	J	ug/L	2.0	1.0	1	396144	02/23/26	02/23/26	DXC
Arsenic	**6.7**		ug/L	2.0	0.27	1	396144	02/23/26	02/23/26	DXC
Barium	**59**		ug/L	5.0	0.44	1	396144	02/23/26	02/23/26	DXC
Beryllium	**0.17**	J	ug/L	1.0	0.060	1	396144	02/23/26	02/23/26	DXC
Boron	**200**		ug/L	100	57	10	396144	02/23/26	02/23/26	DXC
Cadmium	**0.092**	J	ug/L	1.0	0.072	1	396144	02/23/26	02/23/26	DXC
Chromium	**6.7**		ug/L	5.0	0.43	1	396144	02/23/26	02/23/26	DXC
Cobalt	**2.0**		ug/L	1.0	0.090	1	396144	02/23/26	02/23/26	DXC
Copper	**12**		ug/L	3.0	0.96	1	396144	02/23/26	02/23/26	DXC
Lead	**3.3**	J	ug/L	5.0	0.23	1	396144	02/23/26	02/23/26	DXC
Manganese	**71**		ug/L	10	3.8	1	396144	02/23/26	02/23/26	DXC
Nickel	**5.4**		ug/L	5.0	1.3	1	396144	02/23/26	02/23/26	DXC
Selenium	**3.1**	J	ug/L	4.0	1.9	1	396144	02/23/26	02/23/26	DXC
Silver	ND		ug/L	5.0	0.37	1	396144	02/23/26	02/23/26	DXC
Thallium	ND		ug/L	1.0	0.25	1	396144	02/23/26	02/23/26	DXC
Tin	ND		ug/L	5.0	1.5	1	396144	02/23/26	02/23/26	DXC
Vanadium	**13**		ug/L	5.0	0.36	1	396144	02/23/26	02/23/26	DXC
Zinc	**17**		ug/L	10	7.6	1	396144	02/23/26	02/23/26	DXC
Method: EPA 245.1 Prep Method: EPA 245.1										
Mercury	ND		ug/L	0.40	0.091	1	396147	02/23/26	02/24/26	MLL
Method: EPA 300.0 Prep Method: METHOD										
Fluoride	**0.21**		mg/L	0.20	0.062	1	396140	02/23/26 13:45	02/23/26 14:52	AJL
Chloride	**29**		mg/L	1.0	0.27	1	396140	02/23/26 13:45	02/23/26 14:52	AJL
Nitrogen, Nitrite	**0.05**	J	mg/L	0.10	0.01	1	396140	02/23/26 13:45	02/23/26 14:52	AJL

Results for any subcontracted analyses are not included in this section.

ENTHALPY ANALYTICAL

Analysis Results for 553952

553952-001 Analyte	Result	Qual	Units	RL	MDL	DF	Batch	Prepared	Analyzed	Chemist
Bromide	**0.067**	J	mg/L	0.30	0.049	1	396140	02/23/26 13:45	02/23/26 14:52	AJL
Nitrogen, Nitrate	**1.2**		mg/L	0.10	0.05	1	396140	02/23/26 13:45	02/23/26 14:52	AJL
Sulfate	**160**		mg/L	5.0	1.3	5	396140	02/23/26 13:45	02/23/26 15:59	AJL
Method: EPA 350.1 Prep Method: METHOD										
Ammonia-N	**0.13**		mg/L	0.10	0.068	1	396201	02/24/26	02/24/26	JAK
Method: EPA 420.1 Prep Method: METHOD										
Total Phenolics	ND		mg/L	0.010	0.0056	1	396226	02/24/26	02/24/26	LVL
Method: EPA 625.1 Prep Method: EPA 3510C										
Benzoic acid	ND		ug/L	48	10	0.96	396143	02/23/26	02/24/26	MSS
2-Methylphenol	ND		ug/L	9.6	3.1	0.96	396143	02/23/26	02/24/26	MSS
Pyridine	ND		ug/L	9.6	2.7	0.96	396143	02/23/26	02/24/26	MSS
Phenol	ND		ug/L	9.6	2.0	0.96	396143	02/23/26	02/24/26	MSS
Naphthalene	ND		ug/L	9.6	3.4	0.96	396143	02/23/26	02/24/26	MSS
3-,4-Methylphenol	ND		ug/L	9.6	2.9	0.96	396143	02/23/26	02/24/26	MSS
Cresol	ND		ug/L	9.6		0.96	396143	02/23/26	02/24/26	MSS
a-Terpineol	ND		ug/L	9.6	2.0	0.96	396143	02/23/26	02/23/26	MSS
Surrogates				**Limits**						
2-Fluorophenol	42%		%REC	36-95		0.96	396143	02/23/26	02/24/26	MSS
Phenol-d6	33%		%REC	28-82		0.96	396143	02/23/26	02/24/26	MSS
2,4,6-Tribromophenol	108%		%REC	61-140		0.96	396143	02/23/26	02/24/26	MSS
Nitrobenzene-d5	66%		%REC	48-123		0.96	396143	02/23/26	02/24/26	MSS
2-Fluorobiphenyl	66%		%REC	51-105		0.96	396143	02/23/26	02/24/26	MSS
Terphenyl-d14	84%		%REC	65-117		0.96	396143	02/23/26	02/24/26	MSS
Method: EPA 8081A Prep Method: EPA 3510C										
alpha-BHC	ND		ug/L	0.05	0.01	0.97	396145	02/23/26	02/24/26	XLY
beta-BHC	ND		ug/L	0.05	0.01	0.97	396145	02/23/26	02/24/26	XLY
gamma-BHC	ND		ug/L	0.05	0.01	0.97	396145	02/23/26	02/24/26	XLY
delta-BHC	ND		ug/L	0.05	0.01	0.97	396145	02/23/26	02/24/26	XLY
Heptachlor	ND		ug/L	0.05	0.01	0.97	396145	02/23/26	02/24/26	XLY
Aldrin	ND		ug/L	0.05	0.01	0.97	396145	02/23/26	02/24/26	XLY
Heptachlor epoxide	ND		ug/L	0.05	0.01	0.97	396145	02/23/26	02/24/26	XLY
Endosulfan I	ND		ug/L	0.05	0.01	0.97	396145	02/23/26	02/24/26	XLY
Dieldrin	ND		ug/L	0.1	0.01	0.97	396145	02/23/26	02/24/26	XLY
4,4'-DDE	ND		ug/L	0.1	0.01	0.97	396145	02/23/26	02/24/26	XLY
Endrin	ND		ug/L	0.1	0.01	0.97	396145	02/23/26	02/24/26	XLY
Endosulfan II	ND		ug/L	0.1	0.02	0.97	396145	02/23/26	02/24/26	XLY
Endosulfan sulfate	ND		ug/L	0.1	0.02	0.97	396145	02/23/26	02/24/26	XLY
4,4'-DDD	ND		ug/L	0.1	0.02	0.97	396145	02/23/26	02/24/26	XLY
Endrin aldehyde	ND		ug/L	0.1	0.03	0.97	396145	02/23/26	02/24/26	XLY
Endrin ketone	ND		ug/L	0.1	0.03	0.97	396145	02/23/26	02/24/26	XLY
4,4'-DDT	ND		ug/L	0.1	0.08	0.97	396145	02/23/26	02/24/26	XLY
Methoxychlor	ND		ug/L	0.1	0.04	0.97	396145	02/23/26	02/24/26	XLY
Toxaphene	ND		ug/L	1.9	0.6	0.97	396145	02/23/26	02/24/26	XLY
Chlordane (Technical)	ND		ug/L	1.0	0.2	0.97	396145	02/23/26	02/24/26	XLY
Surrogates				**Limits**						

Results for any subcontracted analyses are not included in this section.

ENTHALPY ANALYTICAL

Analysis Results for 553952

553952-001 Analyte	Result	Qual	Units	RL	MDL	DF	Batch	Prepared	Analyzed	Chemist
TCMX	84%		%REC	29-120		0.97	396145	02/23/26	02/24/26	XLY
Decachlorobiphenyl	108%		%REC	33-132		0.97	396145	02/23/26	02/24/26	XLY
Method: EPA 8082 Prep Method: EPA 3510C										
Aroclor-1016	ND		ug/L	0.49	0.29	0.97	396145	02/23/26	02/24/26	XLY
Aroclor-1221	ND		ug/L	0.49	0.45	0.97	396145	02/23/26	02/24/26	XLY
Aroclor-1232	ND		ug/L	0.49	0.26	0.97	396145	02/23/26	02/24/26	XLY
Aroclor-1242	ND		ug/L	0.49	0.28	0.97	396145	02/23/26	02/24/26	XLY
Aroclor-1248	ND		ug/L	0.49	0.23	0.97	396145	02/23/26	02/24/26	XLY
Aroclor-1254	ND		ug/L	0.49	0.26	0.97	396145	02/23/26	02/24/26	XLY
Aroclor-1260	ND		ug/L	0.49	0.32	0.97	396145	02/23/26	02/24/26	XLY
Aroclor-1262	ND		ug/L	0.49	0.28	0.97	396145	02/23/26	02/24/26	XLY
Aroclor-1268	ND		ug/L	0.49	0.25	0.97	396145	02/23/26	02/24/26	XLY
Surrogates				**Limits**						
Decachlorobiphenyl (PCB)	107%		%REC	28-138		0.97	396145	02/23/26	02/24/26	XLY
Method: EPA 8260B Prep Method: EPA 5030B										
Carbon Disulfide	ND		ug/L	5.0	0.3	1	396163	02/24/26	02/24/26	TCN
Chloroprene	ND		ug/L	200	0.3	1	396163	02/24/26	02/24/26	TCN
3-Chloropropene	ND		ug/L	5.0	0.2	1	396163	02/24/26	02/24/26	TCN
Ethyl methacrylate	ND		ug/L	50	2.4	1	396163	02/24/26	02/24/26	TCN
Ethanol	ND		ug/L	500	130	1	396163	02/24/26	02/24/26	TCN
2-Hexanone	ND		ug/L	5.0	0.6	1	396163	02/24/26	02/24/26	TCN
Isopropanol (IPA)	ND		ug/L	200	40	1	396163	02/24/26	02/24/26	TCN
Methyl acrylonitrile	ND		ug/L	35	1.3	1	396163	02/24/26	02/24/26	TCN
Vinyl Acetate	ND		ug/L	50	2.4	1	396163	02/24/26	02/24/26	TCN
Acrolein	ND		ug/L	200	2.0	1	396163	02/24/26	02/24/26	TCN
Acrylonitrile	ND		ug/L	10	0.3	1	396163	02/24/26	02/24/26	TCN
Freon 12	ND		ug/L	5.0	0.2	1	396163	02/24/26	02/24/26	TCN
Chloromethane	ND		ug/L	5.0	0.1	1	396163	02/24/26	02/24/26	TCN
Vinyl Chloride	ND		ug/L	5.0	0.1	1	396163	02/24/26	02/24/26	TCN
Bromomethane	ND		ug/L	5.0	0.3	1	396163	02/24/26	02/24/26	TCN
Chloroethane	ND		ug/L	5.0	0.05	1	396163	02/24/26	02/24/26	TCN
Trichlorofluoromethane	ND		ug/L	5.0	0.08	1	396163	02/24/26	02/24/26	TCN
Iodomethane	ND		ug/L	5.0		1	396163	02/24/26	02/24/26	TCN
Acetone	ND		ug/L	100	8.8	1	396163	02/24/26	02/24/26	TCN
Freon 113	ND		ug/L	5.0	0.1	1	396163	02/24/26	02/24/26	TCN
1,1-Dichloroethene	ND		ug/L	5.0	0.1	1	396163	02/24/26	02/24/26	TCN
Methylene Chloride	ND		ug/L	10	0.2	1	396163	02/24/26	02/24/26	TCN
MTBE	ND		ug/L	5.0	0.1	1	396163	02/24/26	02/24/26	TCN
trans-1,2-Dichloroethene	ND		ug/L	5.0	0.1	1	396163	02/24/26	02/24/26	TCN
1,1-Dichloroethane	ND		ug/L	5.0	0.07	1	396163	02/24/26	02/24/26	TCN
2-Butanone	ND		ug/L	10	0.9	1	396163	02/24/26	02/24/26	TCN
cis-1,2-Dichloroethene	ND		ug/L	5.0	0.09	1	396163	02/24/26	02/24/26	TCN
2,2-Dichloropropane	ND		ug/L	5.0	0.09	1	396163	02/24/26	02/24/26	TCN
Chloroform	ND		ug/L	5.0	0.07	1	396163	02/24/26	02/24/26	TCN
Bromochloromethane	ND		ug/L	5.0	0.1	1	396163	02/24/26	02/24/26	TCN
1,1,1-Trichloroethane	ND		ug/L	5.0	0.03	1	396163	02/24/26	02/24/26	TCN
1,1-Dichloropropene	ND		ug/L	5.0	0.08	1	396163	02/24/26	02/24/26	TCN
Carbon Tetrachloride	ND		ug/L	5.0	0.07	1	396163	02/24/26	02/24/26	TCN
1,2-Dichloroethane	ND		ug/L	5.0	0.09	1	396163	02/24/26	02/24/26	TCN

Results for any subcontracted analyses are not included in this section.

ENTHALPY ANALYTICAL

Analysis Results for 553952

553952-001 Analyte	Result	Qual	Units	RL	MDL	DF	Batch	Prepared	Analyzed	Chemist
Benzene	ND		ug/L	1.0	0.07	1	396163	02/24/26	02/24/26	TCN
Trichloroethene	ND		ug/L	5.0	0.05	1	396163	02/24/26	02/24/26	TCN
1,2-Dichloropropane	ND		ug/L	5.0	0.07	1	396163	02/24/26	02/24/26	TCN
Bromodichloromethane	ND		ug/L	5.0	0.05	1	396163	02/24/26	02/24/26	TCN
Dibromomethane	ND		ug/L	5.0	0.1	1	396163	02/24/26	02/24/26	TCN
4-Methyl-2-Pentanone	ND		ug/L	5.0	0.5	1	396163	02/24/26	02/24/26	TCN
cis-1,3-Dichloropropene	ND		ug/L	5.0	0.08	1	396163	02/24/26	02/24/26	TCN
Toluene	ND		ug/L	5.0	0.05	1	396163	02/24/26	02/24/26	TCN
trans-1,3-Dichloropropene	ND		ug/L	5.0	0.03	1	396163	02/24/26	02/24/26	TCN
1,1,2-Trichloroethane	ND		ug/L	5.0	0.06	1	396163	02/24/26	02/24/26	TCN
1,3-Dichloropropane	ND		ug/L	5.0	0.1	1	396163	02/24/26	02/24/26	TCN
Tetrachloroethene	ND		ug/L	5.0	0.09	1	396163	02/24/26	02/24/26	TCN
Dibromochloromethane	ND		ug/L	5.0	0.07	1	396163	02/24/26	02/24/26	TCN
1,2-Dibromoethane	ND		ug/L	5.0	0.07	1	396163	02/24/26	02/24/26	TCN
Chlorobenzene	ND		ug/L	5.0	0.05	1	396163	02/24/26	02/24/26	TCN
1,1,1,2-Tetrachloroethane	ND		ug/L	5.0	0.06	1	396163	02/24/26	02/24/26	TCN
Ethylbenzene	ND		ug/L	5.0	0.04	1	396163	02/24/26	02/24/26	TCN
m,p-Xylenes	ND		ug/L	5.0	0.1	1	396163	02/24/26	02/24/26	TCN
o-Xylene	ND		ug/L	5.0	0.06	1	396163	02/24/26	02/24/26	TCN
Styrene	ND		ug/L	5.0	0.06	1	396163	02/24/26	02/24/26	TCN
Bromoform	ND		ug/L	5.0	0.08	1	396163	02/24/26	02/24/26	TCN
Isopropylbenzene	ND		ug/L	5.0	0.06	1	396163	02/24/26	02/24/26	TCN
1,1,2,2-Tetrachloroethane	ND		ug/L	5.0	0.06	1	396163	02/24/26	02/24/26	TCN
1,2,3-Trichloropropane	ND		ug/L	5.0	0.09	1	396163	02/24/26	02/24/26	TCN
Propylbenzene	ND		ug/L	5.0	0.05	1	396163	02/24/26	02/24/26	TCN
Bromobenzene	ND		ug/L	5.0	0.06	1	396163	02/24/26	02/24/26	TCN
1,3,5-Trimethylbenzene	ND		ug/L	5.0	0.08	1	396163	02/24/26	02/24/26	TCN
2-Chlorotoluene	ND		ug/L	5.0	0.07	1	396163	02/24/26	02/24/26	TCN
4-Chlorotoluene	ND		ug/L	5.0	0.08	1	396163	02/24/26	02/24/26	TCN
tert-Butylbenzene	ND		ug/L	5.0	0.07	1	396163	02/24/26	02/24/26	TCN
1,2,4-Trimethylbenzene	ND		ug/L	5.0	0.07	1	396163	02/24/26	02/24/26	TCN
sec-Butylbenzene	ND		ug/L	5.0	0.06	1	396163	02/24/26	02/24/26	TCN
para-Isopropyl Toluene	ND		ug/L	5.0	0.05	1	396163	02/24/26	02/24/26	TCN
1,3-Dichlorobenzene	ND		ug/L	5.0	0.06	1	396163	02/24/26	02/24/26	TCN
1,4-Dichlorobenzene	ND		ug/L	5.0	0.07	1	396163	02/24/26	02/24/26	TCN
n-Butylbenzene	ND		ug/L	5.0	0.08	1	396163	02/24/26	02/24/26	TCN
1,2-Dichlorobenzene	ND		ug/L	5.0	0.04	1	396163	02/24/26	02/24/26	TCN
1,2-Dibromo-3-Chloropropane	ND		ug/L	5.0	0.3	1	396163	02/24/26	02/24/26	TCN
1,2,4-Trichlorobenzene	ND		ug/L	5.0	0.1	1	396163	02/24/26	02/24/26	TCN
Hexachlorobutadiene	ND		ug/L	5.0	0.06	1	396163	02/24/26	02/24/26	TCN
1,2,3-Trichlorobenzene	ND		ug/L	5.0	0.09	1	396163	02/24/26	02/24/26	TCN
cis-1,4-Dichloro-2-butene	ND		ug/L	5.0	0.3	1	396163	02/24/26	02/24/26	TCN
trans-1,4-Dichloro-2-butene	ND		ug/L	5.0	0.2	1	396163	02/24/26	02/24/26	TCN
Xylene (total)	ND		ug/L	5.0		1	396163	02/24/26	02/24/26	TCN
Surrogates				**Limits**						
Dibromofluoromethane	106%		%REC	70-130		1	396163	02/24/26	02/24/26	TCN
1,2-Dichloroethane-d4	98%		%REC	70-130		1	396163	02/24/26	02/24/26	TCN
Toluene-d8	98%		%REC	70-130		1	396163	02/24/26	02/24/26	TCN
Bromofluorobenzene	100%		%REC	70-130		1	396163	02/24/26	02/24/26	TCN
Method: EPA 8270C-SIM Prep Method: EPA 3535										
1,4-Dioxane	ND		ug/L	1.0	0.87	1	396184	02/23/26	02/23/26	MSS

Results for any subcontracted analyses are not included in this section.

ENTHALPY ANALYTICAL

Analysis Results for 553952

553952-001 Analyte	Result	Qual	Units	RL	MDL	DF	Batch	Prepared	Analyzed	Chemist
Surrogates				**Limits**						
1,4-Dioxane-d8 (SUR)	100%		%REC	80-120		1	396184	02/23/26	02/23/26	MSS
Method: EPA 8270E Prep Method: EPA 3510C										
Carbazole	ND		ug/L	9.6	2.7	0.96	396143	02/23/26	02/24/26	MSS
N-Nitrosodimethylamine	ND		ug/L	9.6	2.8	0.96	396143	02/23/26	02/24/26	MSS
Aniline	ND		ug/L	9.6	2.7	0.96	396143	02/23/26	02/24/26	MSS
bis(2-Chloroethyl)ether	ND		ug/L	24	3.6	0.96	396143	02/23/26	02/24/26	MSS
2-Chlorophenol	ND		ug/L	9.6	3.5	0.96	396143	02/23/26	02/24/26	MSS
1,3-Dichlorobenzene	ND		ug/L	9.6	3.1	0.96	396143	02/23/26	02/24/26	MSS
1,4-Dichlorobenzene	ND		ug/L	9.6	3.2	0.96	396143	02/23/26	02/24/26	MSS
Benzyl alcohol	ND		ug/L	24	5.5	0.96	396143	02/23/26	02/24/26	MSS
1,2-Dichlorobenzene	ND		ug/L	9.6	3.2	0.96	396143	02/23/26	02/24/26	MSS
bis(2-Chloroisopropyl) ether	ND		ug/L	9.6	3.7	0.96	396143	02/23/26	02/24/26	MSS
N-Nitroso-di-n-propylamine	ND		ug/L	9.6	3.7	0.96	396143	02/23/26	02/24/26	MSS
Hexachloroethane	ND		ug/L	9.6	2.9	0.96	396143	02/23/26	02/24/26	MSS
Nitrobenzene	ND		ug/L	24	8.1	0.96	396143	02/23/26	02/24/26	MSS
Isophorone	ND		ug/L	9.6	3.5	0.96	396143	02/23/26	02/24/26	MSS
2-Nitrophenol	ND		ug/L	9.6	5.2	0.96	396143	02/23/26	02/24/26	MSS
2,4-Dimethylphenol	ND		ug/L	9.6	3.1	0.96	396143	02/23/26	02/24/26	MSS
bis(2-Chloroethoxy)methane	ND		ug/L	9.6	3.5	0.96	396143	02/23/26	02/24/26	MSS
2,4-Dichlorophenol	ND		ug/L	9.6	3.6	0.96	396143	02/23/26	02/24/26	MSS
1,2,4-Trichlorobenzene	ND		ug/L	9.6	3.3	0.96	396143	02/23/26	02/24/26	MSS
4-Chloroaniline	ND		ug/L	9.6	3.0	0.96	396143	02/23/26	02/24/26	MSS
Hexachlorobutadiene	ND		ug/L	9.6	2.1	0.96	396143	02/23/26	02/24/26	MSS
4-Chloro-3-methylphenol	ND		ug/L	9.6	3.4	0.96	396143	02/23/26	02/24/26	MSS
2-Methylnaphthalene	ND		ug/L	9.6	3.2	0.96	396143	02/23/26	02/24/26	MSS
Hexachlorocyclopentadiene	ND		ug/L	24	7.5	0.96	396143	02/23/26	02/24/26	MSS
2,4,6-Trichlorophenol	ND		ug/L	9.6	3.9	0.96	396143	02/23/26	02/24/26	MSS
2,4,5-Trichlorophenol	ND		ug/L	9.6	3.6	0.96	396143	02/23/26	02/24/26	MSS
2-Chloronaphthalene	ND		ug/L	9.6	3.3	0.96	396143	02/23/26	02/24/26	MSS
2-Nitroaniline	ND		ug/L	48	4.2	0.96	396143	02/23/26	02/24/26	MSS
Dimethylphthalate	ND		ug/L	9.6	3.3	0.96	396143	02/23/26	02/24/26	MSS
Acenaphthylene	ND		ug/L	9.6	3.7	0.96	396143	02/23/26	02/24/26	MSS
2,6-Dinitrotoluene	ND		ug/L	9.6	4.3	0.96	396143	02/23/26	02/24/26	MSS
3-Nitroaniline	ND		ug/L	9.6	3.8	0.96	396143	02/23/26	02/24/26	MSS
Acenaphthene	ND		ug/L	9.6	3.1	0.96	396143	02/23/26	02/24/26	MSS
2,4-Dinitrophenol	ND		ug/L	48	14	0.96	396143	02/23/26	02/24/26	MSS
4-Nitrophenol	ND		ug/L	48	8.2	0.96	396143	02/23/26	02/24/26	MSS
Dibenzofuran	ND		ug/L	9.6	3.1	0.96	396143	02/23/26	02/24/26	MSS
2,4-Dinitrotoluene	ND		ug/L	9.6	4.1	0.96	396143	02/23/26	02/24/26	MSS
Diethylphthalate	ND		ug/L	9.6	2.8	0.96	396143	02/23/26	02/24/26	MSS
Fluorene	ND		ug/L	9.6	3.0	0.96	396143	02/23/26	02/24/26	MSS
4-Chlorophenyl-phenylether	ND		ug/L	9.6	2.9	0.96	396143	02/23/26	02/24/26	MSS
4-Nitroaniline	ND		ug/L	9.6	3.2	0.96	396143	02/23/26	02/24/26	MSS
4,6-Dinitro-2-methylphenol	ND		ug/L	48	16	0.96	396143	02/23/26	02/24/26	MSS
N-Nitrosodiphenylamine	ND		ug/L	9.6	3.8	0.96	396143	02/23/26	02/24/26	MSS
1,2-diphenylhydrazine (as azobenzene)	ND		ug/L	9.6	2.8	0.96	396143	02/23/26	02/24/26	MSS
4-Bromophenyl-phenylether	ND		ug/L	9.6	3.2	0.96	396143	02/23/26	02/24/26	MSS
Hexachlorobenzene	ND		ug/L	9.6	2.9	0.96	396143	02/23/26	02/24/26	MSS

Results for any subcontracted analyses are not included in this section.

ENTHALPY ANALYTICAL

Analysis Results for 553952

553952-001 Analyte	Result	Qual	Units	RL	MDL	DF	Batch	Prepared	Analyzed	Chemist
Pentachlorophenol	ND		ug/L	24	5.5	0.96	396143	02/23/26	02/24/26	MSS
Phenanthrene	ND		ug/L	9.6	2.8	0.96	396143	02/23/26	02/24/26	MSS
Anthracene	ND		ug/L	9.6	2.7	0.96	396143	02/23/26	02/24/26	MSS
Di-n-butylphthalate	ND		ug/L	9.6	2.9	0.96	396143	02/23/26	02/24/26	MSS
Fluoranthene	ND		ug/L	9.6	2.7	0.96	396143	02/23/26	02/24/26	MSS
Benzidine	ND		ug/L	48	18	0.96	396143	02/23/26	02/24/26	MSS
Pyrene	ND		ug/L	9.6	2.6	0.96	396143	02/23/26	02/24/26	MSS
Butylbenzylphthalate	ND		ug/L	9.6	3.5	0.96	396143	02/23/26	02/24/26	MSS
3,3'-Dichlorobenzidine	ND		ug/L	24	5.0	0.96	396143	02/23/26	02/24/26	MSS
Benzo(a)anthracene	ND		ug/L	9.6	2.3	0.96	396143	02/23/26	02/24/26	MSS
Chrysene	ND		ug/L	9.6	2.4	0.96	396143	02/23/26	02/24/26	MSS
bis(2-Ethylhexyl)phthalate	ND		ug/L	9.6	3.2	0.96	396143	02/23/26	02/24/26	MSS
Di-n-octylphthalate	ND		ug/L	9.6	4.5	0.96	396143	02/23/26	02/24/26	MSS
Benzo(b)fluoranthene	ND		ug/L	9.6	2.9	0.96	396143	02/23/26	02/24/26	MSS
Benzo(k)fluoranthene	ND		ug/L	9.6	3.0	0.96	396143	02/23/26	02/24/26	MSS
Benzo(a)pyrene	ND		ug/L	9.6	3.0	0.96	396143	02/23/26	02/24/26	MSS
Indeno(1,2,3-cd)pyrene	ND		ug/L	9.6	4.1	0.96	396143	02/23/26	02/24/26	MSS
Dibenz(a,h)anthracene	ND		ug/L	9.6	4.0	0.96	396143	02/23/26	02/24/26	MSS
Benzo(g,h,i)perylene	ND		ug/L	9.6	4.0	0.96	396143	02/23/26	02/24/26	MSS
Surrogates				**Limits**						
2-Fluorophenol	42%		%REC	15-120		0.96	396143	02/23/26	02/24/26	MSS
Phenol-d6	33%		%REC	15-120		0.96	396143	02/23/26	02/24/26	MSS
2,4,6-Tribromophenol	108%		%REC	15-140		0.96	396143	02/23/26	02/24/26	MSS
Nitrobenzene-d5	66%		%REC	15-123		0.96	396143	02/23/26	02/24/26	MSS
2-Fluorobiphenyl	66%		%REC	15-120		0.96	396143	02/23/26	02/24/26	MSS
Terphenyl-d14	84%		%REC	15-120		0.96	396143	02/23/26	02/24/26	MSS
Method: SM 4500-CN-E Prep Method: METHOD										
Cyanide	**0.0023**	B,J	mg/L	0.0050	0.0017	0.5	396304	02/24/26	02/25/26	JAK
Method: SM 4500-S2-D Prep Method: METHOD										
Sulfide	ND		mg/L	0.10		1	396280	02/24/26	02/24/26	TXC
Method: SM 5310B Prep Method: SM 5310B										
Total Organic Carbon	**24**		mg/L	1.0	0.49	1	396259	02/24/26	02/24/26	BDR
Method: SM 9221B Prep Method: METHOD										
Coliform, Total	**>1,600**		MPN/100ml	1.8		1	396227	02/23/26 15:07	02/26/26 15:04	SMT
Method: SM 9221F										
Coliform, E. Coli	**63**		MPN/100ml	1.8		1	396227	02/23/26 15:07	02/26/26 15:04	SMT
Method: SM2130B										
Turbidity	**130**		NTU	0.20	0.12	1	396263	02/24/26 13:17	02/24/26 13:17	TRR
Method: SM2320B Prep Method: METHOD										
Bicarbonate	**130**		mg/L	6.0		2.5	396165	02/23/26	02/23/26	WWC
Alkalinity, Total as CaCO3	**110**		mg/L	5.0		2.5	396165	02/23/26	02/23/26	WWC
Method: SM2510B Prep Method: METHOD										

Results for any subcontracted analyses are not included in this section.

Analysis Results for 553952

553952-001 Analyte	Result	Qual	Units	RL	MDL	DF	Batch	Prepared	Analyzed	Chemist
Specific Conductance	**690**		umhos/cm	1.0		1	396183	02/23/26	02/23/26	RDL
Method: SM2540C Prep Method: METHOD										
Total Dissolved Solids	**500**		mg/L	20		2	396181	02/23/26	02/24/26	RDL
Method: SM2540D Prep Method: METHOD										
Total Suspended Solids	**93**		mg/L	0.5		1	396148	02/23/26	02/24/26	CKN
Method: SM5210B Prep Method: METHOD										
Biochemical Oxygen Demand	**5.0**		mg/L	3.0		1	396141	02/23/26 14:49	02/28/26 12:59	AAB
Method: SM5220D Prep Method: SM 5220D										
Chemical Oxygen Demand	**94**		mg/L	4.0	2.0	1	396214	02/24/26	02/24/26	ARM

Results for any subcontracted analyses are not included in this section.

Analysis Results for 553952

Sample ID:	Lab ID: 553952-002	Collected: 02/23/26 07:50
SOUTH BASIN - STAGE 1-NW	Matrix: Water	

553952-002 Analyte	Result	Qual	Units	RL	MDL	DF	Batch	Prepared	Analyzed	Chemist
Method: EPA 1664A Prep Method: METHOD										
Total Oil and Grease	ND		mg/L	4.9	0.95	0.98	396155	02/23/26	02/24/26	TTL
Method: EPA 200.7 Prep Method: EPA 3015A										
Calcium	**60**		mg/L	0.10	0.022	1	396157	02/23/26	02/23/26	SBW
Iron	**1.4**		mg/L	0.050	0.017	1	396157	02/23/26	02/24/26	SBW
Magnesium	**9.3**		mg/L	0.10	0.010	1	396157	02/23/26	02/23/26	SBW
Potassium	**13**		mg/L	0.50	0.15	1	396157	02/23/26	02/23/26	SBW
Sodium	**61**		mg/L	0.50	0.017	1	396157	02/23/26	02/23/26	SBW
Method: EPA 200.8 Prep Method: EPA 3015A										
Antimony	**1.1**	J	ug/L	2.0	1.0	1	396144	02/23/26	02/23/26	DXC
Arsenic	**6.1**		ug/L	2.0	0.27	1	396144	02/23/26	02/23/26	DXC
Barium	**50**		ug/L	5.0	0.44	1	396144	02/23/26	02/23/26	DXC
Beryllium	**0.10**	J	ug/L	1.0	0.060	1	396144	02/23/26	02/23/26	DXC
Boron	**190**		ug/L	100	57	10	396144	02/23/26	02/23/26	DXC
Cadmium	**0.076**	J	ug/L	1.0	0.072	1	396144	02/23/26	02/23/26	DXC
Chromium	**5.4**		ug/L	5.0	0.43	1	396144	02/23/26	02/23/26	DXC
Cobalt	**1.4**		ug/L	1.0	0.090	1	396144	02/23/26	02/23/26	DXC
Copper	**10**		ug/L	3.0	0.96	1	396144	02/23/26	02/23/26	DXC
Lead	**2.1**	J	ug/L	5.0	0.23	1	396144	02/23/26	02/23/26	DXC
Manganese	**50**		ug/L	10	3.8	1	396144	02/23/26	02/23/26	DXC
Nickel	**4.3**	J	ug/L	5.0	1.3	1	396144	02/23/26	02/23/26	DXC
Selenium	**3.1**	J	ug/L	4.0	1.9	1	396144	02/23/26	02/23/26	DXC
Silver	ND		ug/L	5.0	0.37	1	396144	02/23/26	02/23/26	DXC
Thallium	ND		ug/L	1.0	0.25	1	396144	02/23/26	02/23/26	DXC
Tin	ND		ug/L	5.0	1.5	1	396144	02/23/26	02/23/26	DXC
Vanadium	**10**		ug/L	5.0	0.36	1	396144	02/23/26	02/23/26	DXC
Zinc	**10**		ug/L	10	7.6	1	396144	02/23/26	02/23/26	DXC
Method: EPA 245.1 Prep Method: EPA 245.1										
Mercury	ND		ug/L	0.40	0.091	1	396147	02/23/26	02/24/26	MLL
Method: EPA 300.0 Prep Method: METHOD										
Fluoride	**0.30**		mg/L	0.20	0.062	1	396140	02/23/26 13:45	02/23/26 16:22	AJL
Chloride	**32**		mg/L	1.0	0.27	1	396140	02/23/26 13:45	02/23/26 16:22	AJL
Nitrogen, Nitrite	**0.06**	J	mg/L	0.10	0.01	1	396140	02/23/26 13:45	02/23/26 16:22	AJL
Bromide	**0.074**	J	mg/L	0.30	0.049	1	396140	02/23/26 13:45	02/23/26 16:22	AJL
Nitrogen, Nitrate	**1.2**		mg/L	0.10	0.05	1	396140	02/23/26 13:45	02/23/26 16:22	AJL
Sulfate	**160**		mg/L	5.0	1.3	5	396140	02/23/26 13:45	02/23/26 16:44	AJL

Results for any subcontracted analyses are not included in this section.

ENTHALPY ANALYTICAL

Analysis Results for 553952

553952-002 Analyte	Result	Qual	Units	RL	MDL	DF	Batch	Prepared	Analyzed	Chemist
Method: EPA 350.1 Prep Method: METHOD										
Ammonia-N	**0.17**		mg/L	0.10	0.068	1	396201	02/24/26	02/24/26	JAK
Method: EPA 420.1 Prep Method: METHOD										
Total Phenolics	**0.0090**	J	mg/L	0.010	0.0056	1	396226	02/24/26	02/24/26	LVL
Method: EPA 625.1 Prep Method: EPA 3510C										
a-Terpineol	ND		ug/L	9.4	1.9	0.94	396143	02/23/26	02/23/26	MSS
Benzoic acid	ND		ug/L	47	10	0.94	396143	02/23/26	02/24/26	MSS
2-Methylphenol	ND		ug/L	9.4	3.1	0.94	396143	02/23/26	02/24/26	MSS
Pyridine	ND		ug/L	9.4	2.7	0.94	396143	02/23/26	02/24/26	MSS
Phenol	ND		ug/L	9.4	2.0	0.94	396143	02/23/26	02/24/26	MSS
Naphthalene	ND		ug/L	9.4	3.4	0.94	396143	02/23/26	02/24/26	MSS
3-,4-Methylphenol	ND		ug/L	9.4	2.8	0.94	396143	02/23/26	02/24/26	MSS
Cresol	ND		ug/L	9.4		0.94	396143	02/23/26	02/24/26	MSS
Surrogates				**Limits**						
2-Fluorophenol	28%	*	%REC	36-95		0.94	396143	02/23/26	02/24/26	MSS
Phenol-d6	23%	*	%REC	28-82		0.94	396143	02/23/26	02/24/26	MSS
2,4,6-Tribromophenol	95%		%REC	61-140		0.94	396143	02/23/26	02/24/26	MSS
Nitrobenzene-d5	48%		%REC	48-123		0.94	396143	02/23/26	02/24/26	MSS
2-Fluorobiphenyl	53%		%REC	51-105		0.94	396143	02/23/26	02/24/26	MSS
Terphenyl-d14	76%		%REC	65-117		0.94	396143	02/23/26	02/24/26	MSS
Method: EPA 8081A Prep Method: EPA 3510C										
alpha-BHC	ND		ug/L	0.05	0.01	0.95	396145	02/23/26	02/24/26	XLY
beta-BHC	ND		ug/L	0.05	0.01	0.95	396145	02/23/26	02/24/26	XLY
gamma-BHC	ND		ug/L	0.05	0.01	0.95	396145	02/23/26	02/24/26	XLY
delta-BHC	ND		ug/L	0.05	0.01	0.95	396145	02/23/26	02/24/26	XLY
Heptachlor	ND		ug/L	0.05	0.009	0.95	396145	02/23/26	02/24/26	XLY
Aldrin	ND		ug/L	0.05	0.01	0.95	396145	02/23/26	02/24/26	XLY
Heptachlor epoxide	ND		ug/L	0.05	0.01	0.95	396145	02/23/26	02/24/26	XLY
Endosulfan I	ND		ug/L	0.05	0.01	0.95	396145	02/23/26	02/24/26	XLY
Dieldrin	ND		ug/L	0.09	0.01	0.95	396145	02/23/26	02/24/26	XLY
4,4'-DDE	ND		ug/L	0.09	0.01	0.95	396145	02/23/26	02/24/26	XLY
Endrin	ND		ug/L	0.09	0.01	0.95	396145	02/23/26	02/24/26	XLY
Endosulfan II	ND		ug/L	0.09	0.02	0.95	396145	02/23/26	02/24/26	XLY
Endosulfan sulfate	ND		ug/L	0.09	0.02	0.95	396145	02/23/26	02/24/26	XLY
4,4'-DDD	ND		ug/L	0.09	0.02	0.95	396145	02/23/26	02/24/26	XLY
Endrin aldehyde	ND		ug/L	0.09	0.03	0.95	396145	02/23/26	02/24/26	XLY
Endrin ketone	ND		ug/L	0.09	0.02	0.95	396145	02/23/26	02/24/26	XLY
4,4'-DDT	ND		ug/L	0.09	0.08	0.95	396145	02/23/26	02/24/26	XLY
Methoxychlor	ND		ug/L	0.09	0.04	0.95	396145	02/23/26	02/24/26	XLY
Toxaphene	ND		ug/L	1.9	0.6	0.95	396145	02/23/26	02/24/26	XLY
Chlordane (Technical)	ND		ug/L	0.9	0.2	0.95	396145	02/23/26	02/24/26	XLY
Surrogates				**Limits**						
TCMX	79%		%REC	29-120		0.95	396145	02/23/26	02/24/26	XLY
Decachlorobiphenyl	105%		%REC	33-132		0.95	396145	02/23/26	02/24/26	XLY
Method: EPA 8082 Prep Method: EPA 3510C										
Aroclor-1016	ND		ug/L	0.47	0.29	0.95	396145	02/23/26	02/24/26	XLY

Results for any subcontracted analyses are not included in this section.

ENTHALPY ANALYTICAL

Analysis Results for 553952

553952-002 Analyte	Result	Qual	Units	RL	MDL	DF	Batch	Prepared	Analyzed	Chemist
Aroclor-1221	ND		ug/L	0.47	0.44	0.95	396145	02/23/26	02/24/26	XLY
Aroclor-1232	ND		ug/L	0.47	0.26	0.95	396145	02/23/26	02/24/26	XLY
Aroclor-1242	ND		ug/L	0.47	0.27	0.95	396145	02/23/26	02/24/26	XLY
Aroclor-1248	ND		ug/L	0.47	0.22	0.95	396145	02/23/26	02/24/26	XLY
Aroclor-1254	ND		ug/L	0.47	0.25	0.95	396145	02/23/26	02/24/26	XLY
Aroclor-1260	ND		ug/L	0.47	0.31	0.95	396145	02/23/26	02/24/26	XLY
Aroclor-1262	ND		ug/L	0.47	0.28	0.95	396145	02/23/26	02/24/26	XLY
Aroclor-1268	ND		ug/L	0.47	0.25	0.95	396145	02/23/26	02/24/26	XLY
Surrogates				**Limits**						
Decachlorobiphenyl (PCB)	104%		%REC	28-138		0.95	396145	02/23/26	02/24/26	XLY
Method: EPA 8260B Prep Method: EPA 5030B										
Carbon Disulfide	ND		ug/L	5.0	0.3	1	396163	02/24/26	02/24/26	TCN
Chloroprene	ND		ug/L	200	0.3	1	396163	02/24/26	02/24/26	TCN
3-Chloropropene	ND		ug/L	5.0	0.2	1	396163	02/24/26	02/24/26	TCN
Ethyl methacrylate	ND		ug/L	50	2.4	1	396163	02/24/26	02/24/26	TCN
Ethanol	ND		ug/L	500	130	1	396163	02/24/26	02/24/26	TCN
2-Hexanone	ND		ug/L	5.0	0.6	1	396163	02/24/26	02/24/26	TCN
Isopropanol (IPA)	ND		ug/L	200	40	1	396163	02/24/26	02/24/26	TCN
Methyl acrylonitrile	ND		ug/L	35	1.3	1	396163	02/24/26	02/24/26	TCN
Vinyl Acetate	ND		ug/L	50	2.4	1	396163	02/24/26	02/24/26	TCN
Acrolein	ND		ug/L	200	2.0	1	396163	02/24/26	02/24/26	TCN
Acrylonitrile	ND		ug/L	10	0.3	1	396163	02/24/26	02/24/26	TCN
Freon 12	ND		ug/L	5.0	0.2	1	396163	02/24/26	02/24/26	TCN
Chloromethane	ND		ug/L	5.0	0.1	1	396163	02/24/26	02/24/26	TCN
Vinyl Chloride	ND		ug/L	5.0	0.1	1	396163	02/24/26	02/24/26	TCN
Bromomethane	ND		ug/L	5.0	0.3	1	396163	02/24/26	02/24/26	TCN
Chloroethane	ND		ug/L	5.0	0.05	1	396163	02/24/26	02/24/26	TCN
Trichlorofluoromethane	ND		ug/L	5.0	0.08	1	396163	02/24/26	02/24/26	TCN
Iodomethane	ND		ug/L	5.0		1	396163	02/24/26	02/24/26	TCN
Acetone	ND		ug/L	100	8.8	1	396163	02/24/26	02/24/26	TCN
Freon 113	ND		ug/L	5.0	0.1	1	396163	02/24/26	02/24/26	TCN
1,1-Dichloroethene	ND		ug/L	5.0	0.1	1	396163	02/24/26	02/24/26	TCN
Methylene Chloride	ND		ug/L	10	0.2	1	396163	02/24/26	02/24/26	TCN
MTBE	ND		ug/L	5.0	0.1	1	396163	02/24/26	02/24/26	TCN
trans-1,2-Dichloroethene	ND		ug/L	5.0	0.1	1	396163	02/24/26	02/24/26	TCN
1,1-Dichloroethane	ND		ug/L	5.0	0.07	1	396163	02/24/26	02/24/26	TCN
2-Butanone	ND		ug/L	10	0.9	1	396163	02/24/26	02/24/26	TCN
cis-1,2-Dichloroethene	ND		ug/L	5.0	0.09	1	396163	02/24/26	02/24/26	TCN
2,2-Dichloropropane	ND		ug/L	5.0	0.09	1	396163	02/24/26	02/24/26	TCN
Chloroform	ND		ug/L	5.0	0.07	1	396163	02/24/26	02/24/26	TCN
Bromochloromethane	ND		ug/L	5.0	0.1	1	396163	02/24/26	02/24/26	TCN
1,1,1-Trichloroethane	ND		ug/L	5.0	0.03	1	396163	02/24/26	02/24/26	TCN
1,1-Dichloropropene	ND		ug/L	5.0	0.08	1	396163	02/24/26	02/24/26	TCN
Carbon Tetrachloride	ND		ug/L	5.0	0.07	1	396163	02/24/26	02/24/26	TCN
1,2-Dichloroethane	ND		ug/L	5.0	0.09	1	396163	02/24/26	02/24/26	TCN
Benzene	ND		ug/L	1.0	0.07	1	396163	02/24/26	02/24/26	TCN
Trichloroethene	ND		ug/L	5.0	0.05	1	396163	02/24/26	02/24/26	TCN
1,2-Dichloropropane	ND		ug/L	5.0	0.07	1	396163	02/24/26	02/24/26	TCN
Bromodichloromethane	ND		ug/L	5.0	0.05	1	396163	02/24/26	02/24/26	TCN
Dibromomethane	ND		ug/L	5.0	0.1	1	396163	02/24/26	02/24/26	TCN
4-Methyl-2-Pentanone	ND		ug/L	5.0	0.5	1	396163	02/24/26	02/24/26	TCN

Results for any subcontracted analyses are not included in this section.

ENTHALPY ANALYTICAL

Analysis Results for 553952

553952-002 Analyte	Result	Qual	Units	RL	MDL	DF	Batch	Prepared	Analyzed	Chemist
cis-1,3-Dichloropropene	ND		ug/L	5.0	0.08	1	396163	02/24/26	02/24/26	TCN
Toluene	ND		ug/L	5.0	0.05	1	396163	02/24/26	02/24/26	TCN
trans-1,3-Dichloropropene	ND		ug/L	5.0	0.03	1	396163	02/24/26	02/24/26	TCN
1,1,2-Trichloroethane	ND		ug/L	5.0	0.06	1	396163	02/24/26	02/24/26	TCN
1,3-Dichloropropane	ND		ug/L	5.0	0.1	1	396163	02/24/26	02/24/26	TCN
Tetrachloroethene	ND		ug/L	5.0	0.09	1	396163	02/24/26	02/24/26	TCN
Dibromochloromethane	ND		ug/L	5.0	0.07	1	396163	02/24/26	02/24/26	TCN
1,2-Dibromoethane	ND		ug/L	5.0	0.07	1	396163	02/24/26	02/24/26	TCN
Chlorobenzene	ND		ug/L	5.0	0.05	1	396163	02/24/26	02/24/26	TCN
1,1,1,2-Tetrachloroethane	ND		ug/L	5.0	0.06	1	396163	02/24/26	02/24/26	TCN
Ethylbenzene	ND		ug/L	5.0	0.04	1	396163	02/24/26	02/24/26	TCN
m,p-Xylenes	ND		ug/L	5.0	0.1	1	396163	02/24/26	02/24/26	TCN
o-Xylene	ND		ug/L	5.0	0.06	1	396163	02/24/26	02/24/26	TCN
Styrene	ND		ug/L	5.0	0.06	1	396163	02/24/26	02/24/26	TCN
Bromoform	ND		ug/L	5.0	0.08	1	396163	02/24/26	02/24/26	TCN
Isopropylbenzene	ND		ug/L	5.0	0.06	1	396163	02/24/26	02/24/26	TCN
1,1,2,2-Tetrachloroethane	ND		ug/L	5.0	0.06	1	396163	02/24/26	02/24/26	TCN
1,2,3-Trichloropropane	ND		ug/L	5.0	0.09	1	396163	02/24/26	02/24/26	TCN
Propylbenzene	ND		ug/L	5.0	0.05	1	396163	02/24/26	02/24/26	TCN
Bromobenzene	ND		ug/L	5.0	0.06	1	396163	02/24/26	02/24/26	TCN
1,3,5-Trimethylbenzene	ND		ug/L	5.0	0.08	1	396163	02/24/26	02/24/26	TCN
2-Chlorotoluene	ND		ug/L	5.0	0.07	1	396163	02/24/26	02/24/26	TCN
4-Chlorotoluene	ND		ug/L	5.0	0.08	1	396163	02/24/26	02/24/26	TCN
tert-Butylbenzene	ND		ug/L	5.0	0.07	1	396163	02/24/26	02/24/26	TCN
1,2,4-Trimethylbenzene	ND		ug/L	5.0	0.07	1	396163	02/24/26	02/24/26	TCN
sec-Butylbenzene	ND		ug/L	5.0	0.06	1	396163	02/24/26	02/24/26	TCN
para-Isopropyl Toluene	ND		ug/L	5.0	0.05	1	396163	02/24/26	02/24/26	TCN
1,3-Dichlorobenzene	ND		ug/L	5.0	0.06	1	396163	02/24/26	02/24/26	TCN
1,4-Dichlorobenzene	ND		ug/L	5.0	0.07	1	396163	02/24/26	02/24/26	TCN
n-Butylbenzene	ND		ug/L	5.0	0.08	1	396163	02/24/26	02/24/26	TCN
1,2-Dichlorobenzene	ND		ug/L	5.0	0.04	1	396163	02/24/26	02/24/26	TCN
1,2-Dibromo-3-Chloropropane	ND		ug/L	5.0	0.3	1	396163	02/24/26	02/24/26	TCN
1,2,4-Trichlorobenzene	ND		ug/L	5.0	0.1	1	396163	02/24/26	02/24/26	TCN
Hexachlorobutadiene	ND		ug/L	5.0	0.06	1	396163	02/24/26	02/24/26	TCN
1,2,3-Trichlorobenzene	ND		ug/L	5.0	0.09	1	396163	02/24/26	02/24/26	TCN
cis-1,4-Dichloro-2-butene	ND		ug/L	5.0	0.3	1	396163	02/24/26	02/24/26	TCN
trans-1,4-Dichloro-2-butene	ND		ug/L	5.0	0.2	1	396163	02/24/26	02/24/26	TCN
Xylene (total)	ND		ug/L	5.0		1	396163	02/24/26	02/24/26	TCN
Surrogates				**Limits**						
Dibromofluoromethane	108%		%REC	70-130		1	396163	02/24/26	02/24/26	TCN
1,2-Dichloroethane-d4	98%		%REC	70-130		1	396163	02/24/26	02/24/26	TCN
Toluene-d8	97%		%REC	70-130		1	396163	02/24/26	02/24/26	TCN
Bromofluorobenzene	99%		%REC	70-130		1	396163	02/24/26	02/24/26	TCN
Method: EPA 8270C-SIM Prep Method: EPA 3535										
1,4-Dioxane	ND		ug/L	1.0	0.87	1	396184	02/23/26	02/23/26	MSS
Surrogates				**Limits**						
1,4-Dioxane-d8 (SUR)	97%		%REC	80-120		1	396184	02/23/26	02/23/26	MSS
Method: EPA 8270E Prep Method: EPA 3510C										

Results for any subcontracted analyses are not included in this section.

ENTHALPY ANALYTICAL

Analysis Results for 553952

553952-002 Analyte	Result	Qual	Units	RL	MDL	DF	Batch	Prepared	Analyzed	Chemist
Carbazole	ND		ug/L	9.4	2.6	0.94	396143	02/23/26	02/24/26	MSS
N-Nitrosodimethylamine	ND		ug/L	9.4	2.7	0.94	396143	02/23/26	02/24/26	MSS
Aniline	ND		ug/L	9.4	2.7	0.94	396143	02/23/26	02/24/26	MSS
bis(2-Chloroethyl)ether	ND		ug/L	24	3.5	0.94	396143	02/23/26	02/24/26	MSS
2-Chlorophenol	ND		ug/L	9.4	3.4	0.94	396143	02/23/26	02/24/26	MSS
1,3-Dichlorobenzene	ND		ug/L	9.4	3.1	0.94	396143	02/23/26	02/24/26	MSS
1,4-Dichlorobenzene	ND		ug/L	9.4	3.2	0.94	396143	02/23/26	02/24/26	MSS
Benzyl alcohol	ND		ug/L	24	5.4	0.94	396143	02/23/26	02/24/26	MSS
1,2-Dichlorobenzene	ND		ug/L	9.4	3.1	0.94	396143	02/23/26	02/24/26	MSS
bis(2-Chloroisopropyl) ether	ND		ug/L	9.4	3.6	0.94	396143	02/23/26	02/24/26	MSS
N-Nitroso-di-n-propylamine	ND		ug/L	9.4	3.6	0.94	396143	02/23/26	02/24/26	MSS
Hexachloroethane	ND		ug/L	9.4	2.8	0.94	396143	02/23/26	02/24/26	MSS
Nitrobenzene	ND		ug/L	24	7.9	0.94	396143	02/23/26	02/24/26	MSS
Isophorone	ND		ug/L	9.4	3.5	0.94	396143	02/23/26	02/24/26	MSS
2-Nitrophenol	ND		ug/L	9.4	5.1	0.94	396143	02/23/26	02/24/26	MSS
2,4-Dimethylphenol	ND		ug/L	9.4	3.1	0.94	396143	02/23/26	02/24/26	MSS
bis(2-Chloroethoxy)methane	ND		ug/L	9.4	3.5	0.94	396143	02/23/26	02/24/26	MSS
2,4-Dichlorophenol	ND		ug/L	9.4	3.5	0.94	396143	02/23/26	02/24/26	MSS
1,2,4-Trichlorobenzene	ND		ug/L	9.4	3.2	0.94	396143	02/23/26	02/24/26	MSS
4-Chloroaniline	ND		ug/L	9.4	2.9	0.94	396143	02/23/26	02/24/26	MSS
Hexachlorobutadiene	ND		ug/L	9.4	2.1	0.94	396143	02/23/26	02/24/26	MSS
4-Chloro-3-methylphenol	ND		ug/L	9.4	3.4	0.94	396143	02/23/26	02/24/26	MSS
2-Methylnaphthalene	ND		ug/L	9.4	3.2	0.94	396143	02/23/26	02/24/26	MSS
Hexachlorocyclopentadiene	ND		ug/L	24	7.4	0.94	396143	02/23/26	02/24/26	MSS
2,4,6-Trichlorophenol	ND		ug/L	9.4	3.8	0.94	396143	02/23/26	02/24/26	MSS
2,4,5-Trichlorophenol	ND		ug/L	9.4	3.5	0.94	396143	02/23/26	02/24/26	MSS
2-Chloronaphthalene	ND		ug/L	9.4	3.2	0.94	396143	02/23/26	02/24/26	MSS
2-Nitroaniline	ND		ug/L	47	4.1	0.94	396143	02/23/26	02/24/26	MSS
Dimethylphthalate	ND		ug/L	9.4	3.2	0.94	396143	02/23/26	02/24/26	MSS
Acenaphthylene	ND		ug/L	9.4	3.6	0.94	396143	02/23/26	02/24/26	MSS
2,6-Dinitrotoluene	ND		ug/L	9.4	4.2	0.94	396143	02/23/26	02/24/26	MSS
3-Nitroaniline	ND		ug/L	9.4	3.8	0.94	396143	02/23/26	02/24/26	MSS
Acenaphthene	ND		ug/L	9.4	3.1	0.94	396143	02/23/26	02/24/26	MSS
2,4-Dinitrophenol	ND		ug/L	47	14	0.94	396143	02/23/26	02/24/26	MSS
4-Nitrophenol	ND		ug/L	47	8.0	0.94	396143	02/23/26	02/24/26	MSS
Dibenzofuran	ND		ug/L	9.4	3.0	0.94	396143	02/23/26	02/24/26	MSS
2,4-Dinitrotoluene	ND		ug/L	9.4	4.0	0.94	396143	02/23/26	02/24/26	MSS
Diethylphthalate	ND		ug/L	9.4	2.8	0.94	396143	02/23/26	02/24/26	MSS
Fluorene	ND		ug/L	9.4	2.9	0.94	396143	02/23/26	02/24/26	MSS
4-Chlorophenyl-phenylether	ND		ug/L	9.4	2.9	0.94	396143	02/23/26	02/24/26	MSS
4-Nitroaniline	ND		ug/L	9.4	3.2	0.94	396143	02/23/26	02/24/26	MSS
4,6-Dinitro-2-methylphenol	ND		ug/L	47	16	0.94	396143	02/23/26	02/24/26	MSS
N-Nitrosodiphenylamine	ND		ug/L	9.4	3.7	0.94	396143	02/23/26	02/24/26	MSS
1,2-diphenylhydrazine (as azobenzene)	ND		ug/L	9.4	2.8	0.94	396143	02/23/26	02/24/26	MSS
4-Bromophenyl-phenylether	ND		ug/L	9.4	3.1	0.94	396143	02/23/26	02/24/26	MSS
Hexachlorobenzene	ND		ug/L	9.4	2.9	0.94	396143	02/23/26	02/24/26	MSS
Pentachlorophenol	ND		ug/L	24	5.4	0.94	396143	02/23/26	02/24/26	MSS
Phenanthrene	ND		ug/L	9.4	2.8	0.94	396143	02/23/26	02/24/26	MSS
Anthracene	ND		ug/L	9.4	2.6	0.94	396143	02/23/26	02/24/26	MSS
Di-n-butylphthalate	ND		ug/L	9.4	2.8	0.94	396143	02/23/26	02/24/26	MSS
Fluoranthene	ND		ug/L	9.4	2.7	0.94	396143	02/23/26	02/24/26	MSS

Results for any subcontracted analyses are not included in this section.

ENTHALPY ANALYTICAL

Analysis Results for 553952

553952-002 Analyte	Result	Qual	Units	RL	MDL	DF	Batch	Prepared	Analyzed	Chemist
Benzidine	ND		ug/L	47	18	0.94	396143	02/23/26	02/24/26	MSS
Pyrene	ND		ug/L	9.4	2.5	0.94	396143	02/23/26	02/24/26	MSS
Butylbenzylphthalate	ND		ug/L	9.4	3.4	0.94	396143	02/23/26	02/24/26	MSS
3,3'-Dichlorobenzidine	ND		ug/L	24	4.9	0.94	396143	02/23/26	02/24/26	MSS
Benzo(a)anthracene	ND		ug/L	9.4	2.3	0.94	396143	02/23/26	02/24/26	MSS
Chrysene	ND		ug/L	9.4	2.3	0.94	396143	02/23/26	02/24/26	MSS
bis(2-Ethylhexyl)phthalate	ND		ug/L	9.4	3.1	0.94	396143	02/23/26	02/24/26	MSS
Di-n-octylphthalate	ND		ug/L	9.4	4.4	0.94	396143	02/23/26	02/24/26	MSS
Benzo(b)fluoranthene	ND		ug/L	9.4	2.9	0.94	396143	02/23/26	02/24/26	MSS
Benzo(k)fluoranthene	ND		ug/L	9.4	2.9	0.94	396143	02/23/26	02/24/26	MSS
Benzo(a)pyrene	ND		ug/L	9.4	3.0	0.94	396143	02/23/26	02/24/26	MSS
Indeno(1,2,3-cd)pyrene	ND		ug/L	9.4	4.0	0.94	396143	02/23/26	02/24/26	MSS
Dibenz(a,h)anthracene	ND		ug/L	9.4	3.9	0.94	396143	02/23/26	02/24/26	MSS
Benzo(g,h,i)perylene	ND		ug/L	9.4	3.9	0.94	396143	02/23/26	02/24/26	MSS
Surrogates				**Limits**						
2-Fluorophenol	28%		%REC	15-120		0.94	396143	02/23/26	02/24/26	MSS
Phenol-d6	23%		%REC	15-120		0.94	396143	02/23/26	02/24/26	MSS
2,4,6-Tribromophenol	95%		%REC	15-140		0.94	396143	02/23/26	02/24/26	MSS
Nitrobenzene-d5	48%		%REC	15-123		0.94	396143	02/23/26	02/24/26	MSS
2-Fluorobiphenyl	53%		%REC	15-120		0.94	396143	02/23/26	02/24/26	MSS
Terphenyl-d14	76%		%REC	15-120		0.94	396143	02/23/26	02/24/26	MSS
Method: SM 4500-CN-E Prep Method: METHOD										
Cyanide	**0.0035**	B,J	mg/L	0.0050	0.0017	0.5	396304	02/24/26	02/25/26	JAK
Method: SM 4500-S2-D Prep Method: METHOD										
Sulfide	ND		mg/L	0.10		1	396280	02/24/26	02/24/26	TXC
Method: SM 5310B Prep Method: SM 5310B										
Total Organic Carbon	**26**		mg/L	1.0	0.49	1	396259	02/24/26	02/24/26	BDR
Method: SM 9221B Prep Method: METHOD										
Coliform, Total	**1,600**		MPN/100ml	1.8		1	396227	02/23/26 15:07	02/27/26 13:26	SMT
Method: SM 9221F										
Coliform, E. Coli	**33**		MPN/100ml	1.8		1	396227	02/23/26 15:07	02/26/26 15:04	SMT
Method: SM2130B										
Turbidity	**79**		NTU	0.20	0.12	1	396263	02/24/26 13:17	02/24/26 13:17	TRR
Method: SM2320B Prep Method: METHOD										
Bicarbonate	**120**		mg/L	6.0		2.5	396165	02/23/26	02/23/26	WWC
Alkalinity, Total as CaCO3	**110**		mg/L	5.0		2.5	396165	02/23/26	02/23/26	WWC
Method: SM2510B Prep Method: METHOD										
Specific Conductance	**690**		umhos/cm	1.0		1	396183	02/23/26	02/23/26	RDL
Method: SM2540C Prep Method: METHOD										
Total Dissolved Solids	**500**		mg/L	20		2	396181	02/23/26	02/24/26	RDL

Results for any subcontracted analyses are not included in this section.

ENTHALPY ANALYTICAL

Analysis Results for 553952

553952-002 Analyte	Result	Qual	Units	RL	MDL	DF	Batch	Prepared	Analyzed	Chemist
Method: SM2540D Prep Method: METHOD										
Total Suspended Solids	**27**		mg/L	0.5		1	396148	02/23/26	02/24/26	CKN
Method: SM5210B Prep Method: METHOD										
Biochemical Oxygen Demand	**6.3**		mg/L	3.0		1	396141	02/23/26 14:49	02/28/26 12:59	AAB
Method: SM5220D Prep Method: SM 5220D										
Chemical Oxygen Demand	**95**		mg/L	4.0	2.0	1	396214	02/24/26	02/24/26	ARM

Results for any subcontracted analyses are not included in this section.

ENTHALPY ANALYTICAL

Analysis Results for 553952

Sample ID:	Lab ID: 553952-003	Collected: 02/23/26 08:25
SOUTH BASIN - EASTERN INLET	Matrix: Water	

553952-003 Analyte	Result	Qual	Units	RL	MDL	DF	Batch	Prepared	Analyzed	Chemist
Method: EPA 1664A Prep Method: METHOD										
Total Oil and Grease	ND		mg/L	4.9	0.95	0.98	396155	02/23/26	02/24/26	TTL
Method: EPA 200.7 Prep Method: EPA 3015A										
Calcium	**32**		mg/L	0.10	0.022	1	396157	02/23/26	02/23/26	SBW
Iron	**8.2**		mg/L	0.050	0.017	1	396157	02/23/26	02/24/26	SBW
Magnesium	**5.1**		mg/L	0.10	0.010	1	396157	02/23/26	02/23/26	SBW
Potassium	**3.7**		mg/L	0.50	0.15	1	396157	02/23/26	02/23/26	SBW
Sodium	**12**		mg/L	0.50	0.017	1	396157	02/23/26	02/23/26	SBW
Method: EPA 200.8 Prep Method: EPA 3015A										
Antimony	ND		ug/L	2.0	1.0	1	396144	02/23/26	02/23/26	DXC
Arsenic	**3.2**		ug/L	2.0	0.27	1	396144	02/23/26	02/23/26	DXC
Barium	**73**		ug/L	5.0	0.44	1	396144	02/23/26	02/23/26	DXC
Beryllium	**0.34**	J	ug/L	1.0	0.060	1	396144	02/23/26	02/23/26	DXC
Boron	**34**		ug/L	10	5.7	1	396144	02/23/26	02/23/26	DXC
Cadmium	**0.16**	J	ug/L	1.0	0.072	1	396144	02/23/26	02/23/26	DXC
Chromium	**10**		ug/L	5.0	0.43	1	396144	02/23/26	02/23/26	DXC
Cobalt	**4.3**		ug/L	1.0	0.090	1	396144	02/23/26	02/23/26	DXC
Copper	**13**		ug/L	3.0	0.96	1	396144	02/23/26	02/23/26	DXC
Lead	**6.8**		ug/L	5.0	0.23	1	396144	02/23/26	02/23/26	DXC
Manganese	**160**		ug/L	10	3.8	1	396144	02/23/26	02/23/26	DXC
Nickel	**8.8**		ug/L	5.0	1.3	1	396144	02/23/26	02/23/26	DXC
Selenium	ND		ug/L	4.0	1.9	1	396144	02/23/26	02/23/26	DXC
Silver	ND		ug/L	5.0	0.37	1	396144	02/23/26	02/23/26	DXC
Thallium	ND		ug/L	1.0	0.25	1	396144	02/23/26	02/23/26	DXC
Tin	ND		ug/L	5.0	1.5	1	396144	02/23/26	02/23/26	DXC
Vanadium	**18**		ug/L	5.0	0.36	1	396144	02/23/26	02/23/26	DXC
Zinc	**46**		ug/L	10	7.6	1	396144	02/23/26	02/23/26	DXC
Method: EPA 245.1 Prep Method: EPA 245.1										
Mercury	ND		ug/L	0.40	0.091	1	396147	02/23/26	02/24/26	MLL
Method: EPA 300.0 Prep Method: METHOD										
Fluoride	**0.088**	J	mg/L	0.20	0.062	1	396140	02/23/26 13:45	02/23/26 17:06	AJL
Chloride	**4.4**		mg/L	1.0	0.27	1	396140	02/23/26 13:45	02/23/26 17:06	AJL
Nitrogen, Nitrite	**0.02**	J	mg/L	0.10	0.01	1	396140	02/23/26 13:45	02/23/26 17:06	AJL
Bromide	ND		mg/L	0.30	0.049	1	396140	02/23/26 13:45	02/23/26 17:06	AJL
Nitrogen, Nitrate	**0.16**		mg/L	0.10	0.05	1	396140	02/23/26 13:45	02/23/26 17:06	AJL
Sulfate	**29**		mg/L	1.0	0.26	1	396140	02/23/26 13:45	02/23/26 17:06	AJL

Results for any subcontracted analyses are not included in this section.

ENTHALPY ANALYTICAL

Analysis Results for 553952

553952-003 Analyte	Result	Qual	Units	RL	MDL	DF	Batch	Prepared	Analyzed	Chemist
Method: EPA 350.1 Prep Method: METHOD										
Ammonia-N	ND		mg/L	0.10	0.068	1	396201	02/24/26	02/24/26	JAK
Method: EPA 420.1 Prep Method: METHOD										
Total Phenolics	ND		mg/L	0.010	0.0056	1	396226	02/24/26	02/24/26	LVL
Method: EPA 625.1 Prep Method: EPA 3510C										
a-Terpineol	ND		ug/L	9.5	2.0	0.95	396143	02/23/26	02/23/26	MSS
Benzoic acid	ND		ug/L	48	10	0.95	396143	02/23/26	02/24/26	MSS
2-Methylphenol	ND		ug/L	9.5	3.1	0.95	396143	02/23/26	02/24/26	MSS
Pyridine	ND		ug/L	9.5	2.7	0.95	396143	02/23/26	02/24/26	MSS
Phenol	ND		ug/L	9.5	2.0	0.95	396143	02/23/26	02/24/26	MSS
Naphthalene	ND		ug/L	9.5	3.4	0.95	396143	02/23/26	02/24/26	MSS
3-,4-Methylphenol	ND		ug/L	9.5	2.9	0.95	396143	02/23/26	02/24/26	MSS
Cresol	ND		ug/L	9.5		0.95	396143	02/23/26	02/24/26	MSS
Surrogates				**Limits**						
2-Fluorophenol	39%		%REC	36-95		0.95	396143	02/23/26	02/24/26	MSS
Phenol-d6	28%		%REC	28-82		0.95	396143	02/23/26	02/24/26	MSS
2,4,6-Tribromophenol	103%		%REC	61-140		0.95	396143	02/23/26	02/24/26	MSS
Nitrobenzene-d5	58%		%REC	48-123		0.95	396143	02/23/26	02/24/26	MSS
2-Fluorobiphenyl	61%		%REC	51-105		0.95	396143	02/23/26	02/24/26	MSS
Terphenyl-d14	81%		%REC	65-117		0.95	396143	02/23/26	02/24/26	MSS
Method: EPA 8081A Prep Method: EPA 3510C										
alpha-BHC	ND		ug/L	0.05	0.01	0.94	396145	02/23/26	02/24/26	XLY
beta-BHC	ND		ug/L	0.05	0.01	0.94	396145	02/23/26	02/24/26	XLY
gamma-BHC	ND		ug/L	0.05	0.01	0.94	396145	02/23/26	02/24/26	XLY
delta-BHC	ND		ug/L	0.05	0.01	0.94	396145	02/23/26	02/24/26	XLY
Heptachlor	ND		ug/L	0.05	0.009	0.94	396145	02/23/26	02/24/26	XLY
Aldrin	ND		ug/L	0.05	0.01	0.94	396145	02/23/26	02/24/26	XLY
Heptachlor epoxide	ND		ug/L	0.05	0.01	0.94	396145	02/23/26	02/24/26	XLY
Endosulfan I	ND		ug/L	0.05	0.01	0.94	396145	02/23/26	02/24/26	XLY
Dieldrin	ND		ug/L	0.09	0.01	0.94	396145	02/23/26	02/24/26	XLY
4,4'-DDE	ND		ug/L	0.09	0.01	0.94	396145	02/23/26	02/24/26	XLY
Endrin	ND		ug/L	0.09	0.01	0.94	396145	02/23/26	02/24/26	XLY
Endosulfan II	ND		ug/L	0.09	0.02	0.94	396145	02/23/26	02/24/26	XLY
Endosulfan sulfate	ND		ug/L	0.09	0.02	0.94	396145	02/23/26	02/24/26	XLY
4,4'-DDD	ND		ug/L	0.09	0.02	0.94	396145	02/23/26	02/24/26	XLY
Endrin aldehyde	ND		ug/L	0.09	0.03	0.94	396145	02/23/26	02/24/26	XLY
Endrin ketone	ND		ug/L	0.09	0.02	0.94	396145	02/23/26	02/24/26	XLY
4,4'-DDT	ND		ug/L	0.09	0.08	0.94	396145	02/23/26	02/24/26	XLY
Methoxychlor	ND		ug/L	0.09	0.04	0.94	396145	02/23/26	02/24/26	XLY
Toxaphene	ND		ug/L	1.9	0.6	0.94	396145	02/23/26	02/24/26	XLY
Chlordane (Technical)	ND		ug/L	0.9	0.2	0.94	396145	02/23/26	02/24/26	XLY
Surrogates				**Limits**						
TCMX	83%		%REC	29-120		0.94	396145	02/23/26	02/24/26	XLY
Decachlorobiphenyl	102%		%REC	33-132		0.94	396145	02/23/26	02/24/26	XLY
Method: EPA 8082 Prep Method: EPA 3510C										
Aroclor-1016	ND		ug/L	0.47	0.29	0.94	396145	02/23/26	02/24/26	XLY

Results for any subcontracted analyses are not included in this section.

ENTHALPY ANALYTICAL

Analysis Results for 553952

553952-003 Analyte	Result	Qual	Units	RL	MDL	DF	Batch	Prepared	Analyzed	Chemist
Aroclor-1221	ND		ug/L	0.47	0.44	0.94	396145	02/23/26	02/24/26	XLY
Aroclor-1232	ND		ug/L	0.47	0.26	0.94	396145	02/23/26	02/24/26	XLY
Aroclor-1242	ND		ug/L	0.47	0.27	0.94	396145	02/23/26	02/24/26	XLY
Aroclor-1248	ND		ug/L	0.47	0.22	0.94	396145	02/23/26	02/24/26	XLY
Aroclor-1254	ND		ug/L	0.47	0.25	0.94	396145	02/23/26	02/24/26	XLY
Aroclor-1260	ND		ug/L	0.47	0.31	0.94	396145	02/23/26	02/24/26	XLY
Aroclor-1262	ND		ug/L	0.47	0.28	0.94	396145	02/23/26	02/24/26	XLY
Aroclor-1268	ND		ug/L	0.47	0.24	0.94	396145	02/23/26	02/24/26	XLY
Surrogates				**Limits**						
Decachlorobiphenyl (PCB)	102%		%REC	28-138		0.94	396145	02/23/26	02/24/26	XLY
Method: EPA 8260B Prep Method: EPA 5030B										
Carbon Disulfide	ND		ug/L	5.0	0.3	1	396163	02/24/26	02/24/26	TCN
Chloroprene	ND		ug/L	200	0.3	1	396163	02/24/26	02/24/26	TCN
3-Chloropropene	ND		ug/L	5.0	0.2	1	396163	02/24/26	02/24/26	TCN
Ethyl methacrylate	ND		ug/L	50	2.4	1	396163	02/24/26	02/24/26	TCN
Ethanol	ND		ug/L	500	130	1	396163	02/24/26	02/24/26	TCN
2-Hexanone	ND		ug/L	5.0	0.6	1	396163	02/24/26	02/24/26	TCN
Isopropanol (IPA)	ND		ug/L	200	40	1	396163	02/24/26	02/24/26	TCN
Methyl acrylonitrile	ND		ug/L	35	1.3	1	396163	02/24/26	02/24/26	TCN
Vinyl Acetate	ND		ug/L	50	2.4	1	396163	02/24/26	02/24/26	TCN
Acrolein	ND		ug/L	200	2.0	1	396163	02/24/26	02/24/26	TCN
Acrylonitrile	ND		ug/L	10	0.3	1	396163	02/24/26	02/24/26	TCN
Freon 12	ND		ug/L	5.0	0.2	1	396163	02/24/26	02/24/26	TCN
Chloromethane	ND		ug/L	5.0	0.1	1	396163	02/24/26	02/24/26	TCN
Vinyl Chloride	ND		ug/L	5.0	0.1	1	396163	02/24/26	02/24/26	TCN
Bromomethane	ND		ug/L	5.0	0.3	1	396163	02/24/26	02/24/26	TCN
Chloroethane	ND		ug/L	5.0	0.05	1	396163	02/24/26	02/24/26	TCN
Trichlorofluoromethane	ND		ug/L	5.0	0.08	1	396163	02/24/26	02/24/26	TCN
Iodomethane	ND		ug/L	5.0		1	396163	02/24/26	02/24/26	TCN
Acetone	ND		ug/L	100	8.8	1	396163	02/24/26	02/24/26	TCN
Freon 113	ND		ug/L	5.0	0.1	1	396163	02/24/26	02/24/26	TCN
1,1-Dichloroethene	ND		ug/L	5.0	0.1	1	396163	02/24/26	02/24/26	TCN
Methylene Chloride	ND		ug/L	10	0.2	1	396163	02/24/26	02/24/26	TCN
MTBE	ND		ug/L	5.0	0.1	1	396163	02/24/26	02/24/26	TCN
trans-1,2-Dichloroethene	ND		ug/L	5.0	0.1	1	396163	02/24/26	02/24/26	TCN
1,1-Dichloroethane	ND		ug/L	5.0	0.07	1	396163	02/24/26	02/24/26	TCN
2-Butanone	ND		ug/L	10	0.9	1	396163	02/24/26	02/24/26	TCN
cis-1,2-Dichloroethene	ND		ug/L	5.0	0.09	1	396163	02/24/26	02/24/26	TCN
2,2-Dichloropropane	ND		ug/L	5.0	0.09	1	396163	02/24/26	02/24/26	TCN
Chloroform	ND		ug/L	5.0	0.07	1	396163	02/24/26	02/24/26	TCN
Bromochloromethane	ND		ug/L	5.0	0.1	1	396163	02/24/26	02/24/26	TCN
1,1,1-Trichloroethane	ND		ug/L	5.0	0.03	1	396163	02/24/26	02/24/26	TCN
1,1-Dichloropropene	ND		ug/L	5.0	0.08	1	396163	02/24/26	02/24/26	TCN
Carbon Tetrachloride	ND		ug/L	5.0	0.07	1	396163	02/24/26	02/24/26	TCN
1,2-Dichloroethane	ND		ug/L	5.0	0.09	1	396163	02/24/26	02/24/26	TCN
Benzene	ND		ug/L	1.0	0.07	1	396163	02/24/26	02/24/26	TCN
Trichloroethene	ND		ug/L	5.0	0.05	1	396163	02/24/26	02/24/26	TCN
1,2-Dichloropropane	ND		ug/L	5.0	0.07	1	396163	02/24/26	02/24/26	TCN
Bromodichloromethane	ND		ug/L	5.0	0.05	1	396163	02/24/26	02/24/26	TCN
Dibromomethane	ND		ug/L	5.0	0.1	1	396163	02/24/26	02/24/26	TCN
4-Methyl-2-Pentanone	ND		ug/L	5.0	0.5	1	396163	02/24/26	02/24/26	TCN

Results for any subcontracted analyses are not included in this section.

ENTHALPY ANALYTICAL

Analysis Results for 553952

553952-003 Analyte	Result	Qual	Units	RL	MDL	DF	Batch	Prepared	Analyzed	Chemist
cis-1,3-Dichloropropene	ND		ug/L	5.0	0.08	1	396163	02/24/26	02/24/26	TCN
Toluene	ND		ug/L	5.0	0.05	1	396163	02/24/26	02/24/26	TCN
trans-1,3-Dichloropropene	ND		ug/L	5.0	0.03	1	396163	02/24/26	02/24/26	TCN
1,1,2-Trichloroethane	ND		ug/L	5.0	0.06	1	396163	02/24/26	02/24/26	TCN
1,3-Dichloropropane	ND		ug/L	5.0	0.1	1	396163	02/24/26	02/24/26	TCN
Tetrachloroethene	ND		ug/L	5.0	0.09	1	396163	02/24/26	02/24/26	TCN
Dibromochloromethane	ND		ug/L	5.0	0.07	1	396163	02/24/26	02/24/26	TCN
1,2-Dibromoethane	ND		ug/L	5.0	0.07	1	396163	02/24/26	02/24/26	TCN
Chlorobenzene	ND		ug/L	5.0	0.05	1	396163	02/24/26	02/24/26	TCN
1,1,1,2-Tetrachloroethane	ND		ug/L	5.0	0.06	1	396163	02/24/26	02/24/26	TCN
Ethylbenzene	ND		ug/L	5.0	0.04	1	396163	02/24/26	02/24/26	TCN
m,p-Xylenes	ND		ug/L	5.0	0.1	1	396163	02/24/26	02/24/26	TCN
o-Xylene	ND		ug/L	5.0	0.06	1	396163	02/24/26	02/24/26	TCN
Styrene	ND		ug/L	5.0	0.06	1	396163	02/24/26	02/24/26	TCN
Bromoform	ND		ug/L	5.0	0.08	1	396163	02/24/26	02/24/26	TCN
Isopropylbenzene	ND		ug/L	5.0	0.06	1	396163	02/24/26	02/24/26	TCN
1,1,2,2-Tetrachloroethane	ND		ug/L	5.0	0.06	1	396163	02/24/26	02/24/26	TCN
1,2,3-Trichloropropane	ND		ug/L	5.0	0.09	1	396163	02/24/26	02/24/26	TCN
Propylbenzene	ND		ug/L	5.0	0.05	1	396163	02/24/26	02/24/26	TCN
Bromobenzene	ND		ug/L	5.0	0.06	1	396163	02/24/26	02/24/26	TCN
1,3,5-Trimethylbenzene	ND		ug/L	5.0	0.08	1	396163	02/24/26	02/24/26	TCN
2-Chlorotoluene	ND		ug/L	5.0	0.07	1	396163	02/24/26	02/24/26	TCN
4-Chlorotoluene	ND		ug/L	5.0	0.08	1	396163	02/24/26	02/24/26	TCN
tert-Butylbenzene	ND		ug/L	5.0	0.07	1	396163	02/24/26	02/24/26	TCN
1,2,4-Trimethylbenzene	ND		ug/L	5.0	0.07	1	396163	02/24/26	02/24/26	TCN
sec-Butylbenzene	ND		ug/L	5.0	0.06	1	396163	02/24/26	02/24/26	TCN
para-Isopropyl Toluene	ND		ug/L	5.0	0.05	1	396163	02/24/26	02/24/26	TCN
1,3-Dichlorobenzene	ND		ug/L	5.0	0.06	1	396163	02/24/26	02/24/26	TCN
1,4-Dichlorobenzene	ND		ug/L	5.0	0.07	1	396163	02/24/26	02/24/26	TCN
n-Butylbenzene	ND		ug/L	5.0	0.08	1	396163	02/24/26	02/24/26	TCN
1,2-Dichlorobenzene	ND		ug/L	5.0	0.04	1	396163	02/24/26	02/24/26	TCN
1,2-Dibromo-3-Chloropropane	ND		ug/L	5.0	0.3	1	396163	02/24/26	02/24/26	TCN
1,2,4-Trichlorobenzene	ND		ug/L	5.0	0.1	1	396163	02/24/26	02/24/26	TCN
Hexachlorobutadiene	ND		ug/L	5.0	0.06	1	396163	02/24/26	02/24/26	TCN
1,2,3-Trichlorobenzene	ND		ug/L	5.0	0.09	1	396163	02/24/26	02/24/26	TCN
cis-1,4-Dichloro-2-butene	ND		ug/L	5.0	0.3	1	396163	02/24/26	02/24/26	TCN
trans-1,4-Dichloro-2-butene	ND		ug/L	5.0	0.2	1	396163	02/24/26	02/24/26	TCN
Xylene (total)	ND		ug/L	5.0		1	396163	02/24/26	02/24/26	TCN
Surrogates				**Limits**						
Dibromofluoromethane	102%		%REC	70-130		1	396163	02/24/26	02/24/26	TCN
1,2-Dichloroethane-d4	96%		%REC	70-130		1	396163	02/24/26	02/24/26	TCN
Toluene-d8	99%		%REC	70-130		1	396163	02/24/26	02/24/26	TCN
Bromofluorobenzene	98%		%REC	70-130		1	396163	02/24/26	02/24/26	TCN
Method: EPA 8270C-SIM Prep Method: EPA 3535										
1,4-Dioxane	ND		ug/L	1.0	0.84	1	396184	02/23/26	02/24/26	MSS
Surrogates				**Limits**						
1,4-Dioxane-d8 (SUR)	103%		%REC	80-120		1	396184	02/23/26	02/24/26	MSS
Method: EPA 8270E Prep Method: EPA 3510C										

Results for any subcontracted analyses are not included in this section.

ENTHALPY ANALYTICAL

Analysis Results for 553952

553952-003 Analyte	Result	Qual	Units	RL	MDL	DF	Batch	Prepared	Analyzed	Chemist
Carbazole	ND		ug/L	9.5	2.6	0.95	396143	02/23/26	02/24/26	MSS
N-Nitrosodimethylamine	ND		ug/L	9.5	2.7	0.95	396143	02/23/26	02/24/26	MSS
Aniline	ND		ug/L	9.5	2.7	0.95	396143	02/23/26	02/24/26	MSS
bis(2-Chloroethyl)ether	ND		ug/L	24	3.5	0.95	396143	02/23/26	02/24/26	MSS
2-Chlorophenol	ND		ug/L	9.5	3.5	0.95	396143	02/23/26	02/24/26	MSS
1,3-Dichlorobenzene	ND		ug/L	9.5	3.1	0.95	396143	02/23/26	02/24/26	MSS
1,4-Dichlorobenzene	ND		ug/L	9.5	3.2	0.95	396143	02/23/26	02/24/26	MSS
Benzyl alcohol	ND		ug/L	24	5.5	0.95	396143	02/23/26	02/24/26	MSS
1,2-Dichlorobenzene	ND		ug/L	9.5	3.2	0.95	396143	02/23/26	02/24/26	MSS
bis(2-Chloroisopropyl) ether	ND		ug/L	9.5	3.7	0.95	396143	02/23/26	02/24/26	MSS
N-Nitroso-di-n-propylamine	ND		ug/L	9.5	3.7	0.95	396143	02/23/26	02/24/26	MSS
Hexachloroethane	ND		ug/L	9.5	2.9	0.95	396143	02/23/26	02/24/26	MSS
Nitrobenzene	ND		ug/L	24	8.0	0.95	396143	02/23/26	02/24/26	MSS
Isophorone	ND		ug/L	9.5	3.5	0.95	396143	02/23/26	02/24/26	MSS
2-Nitrophenol	ND		ug/L	9.5	5.2	0.95	396143	02/23/26	02/24/26	MSS
2,4-Dimethylphenol	ND		ug/L	9.5	3.1	0.95	396143	02/23/26	02/24/26	MSS
bis(2-Chloroethoxy)methane	ND		ug/L	9.5	3.5	0.95	396143	02/23/26	02/24/26	MSS
2,4-Dichlorophenol	ND		ug/L	9.5	3.5	0.95	396143	02/23/26	02/24/26	MSS
1,2,4-Trichlorobenzene	ND		ug/L	9.5	3.3	0.95	396143	02/23/26	02/24/26	MSS
4-Chloroaniline	ND		ug/L	9.5	2.9	0.95	396143	02/23/26	02/24/26	MSS
Hexachlorobutadiene	ND		ug/L	9.5	2.1	0.95	396143	02/23/26	02/24/26	MSS
4-Chloro-3-methylphenol	ND		ug/L	9.5	3.4	0.95	396143	02/23/26	02/24/26	MSS
2-Methylnaphthalene	ND		ug/L	9.5	3.2	0.95	396143	02/23/26	02/24/26	MSS
Hexachlorocyclopentadiene	ND		ug/L	24	7.4	0.95	396143	02/23/26	02/24/26	MSS
2,4,6-Trichlorophenol	ND		ug/L	9.5	3.9	0.95	396143	02/23/26	02/24/26	MSS
2,4,5-Trichlorophenol	ND		ug/L	9.5	3.5	0.95	396143	02/23/26	02/24/26	MSS
2-Chloronaphthalene	ND		ug/L	9.5	3.3	0.95	396143	02/23/26	02/24/26	MSS
2-Nitroaniline	ND		ug/L	48	4.1	0.95	396143	02/23/26	02/24/26	MSS
Dimethylphthalate	ND		ug/L	9.5	3.3	0.95	396143	02/23/26	02/24/26	MSS
Acenaphthylene	ND		ug/L	9.5	3.7	0.95	396143	02/23/26	02/24/26	MSS
2,6-Dinitrotoluene	ND		ug/L	9.5	4.2	0.95	396143	02/23/26	02/24/26	MSS
3-Nitroaniline	ND		ug/L	9.5	3.8	0.95	396143	02/23/26	02/24/26	MSS
Acenaphthene	ND		ug/L	9.5	3.1	0.95	396143	02/23/26	02/24/26	MSS
2,4-Dinitrophenol	ND		ug/L	48	14	0.95	396143	02/23/26	02/24/26	MSS
4-Nitrophenol	ND		ug/L	48	8.1	0.95	396143	02/23/26	02/24/26	MSS
Dibenzofuran	ND		ug/L	9.5	3.1	0.95	396143	02/23/26	02/24/26	MSS
2,4-Dinitrotoluene	ND		ug/L	9.5	4.1	0.95	396143	02/23/26	02/24/26	MSS
Diethylphthalate	ND		ug/L	9.5	2.8	0.95	396143	02/23/26	02/24/26	MSS
Fluorene	ND		ug/L	9.5	3.0	0.95	396143	02/23/26	02/24/26	MSS
4-Chlorophenyl-phenylether	ND		ug/L	9.5	2.9	0.95	396143	02/23/26	02/24/26	MSS
4-Nitroaniline	ND		ug/L	9.5	3.2	0.95	396143	02/23/26	02/24/26	MSS
4,6-Dinitro-2-methylphenol	ND		ug/L	48	16	0.95	396143	02/23/26	02/24/26	MSS
N-Nitrosodiphenylamine	ND		ug/L	9.5	3.8	0.95	396143	02/23/26	02/24/26	MSS
1,2-diphenylhydrazine (as azobenzene)	ND		ug/L	9.5	2.8	0.95	396143	02/23/26	02/24/26	MSS
4-Bromophenyl-phenylether	ND		ug/L	9.5	3.1	0.95	396143	02/23/26	02/24/26	MSS
Hexachlorobenzene	ND		ug/L	9.5	2.9	0.95	396143	02/23/26	02/24/26	MSS
Pentachlorophenol	ND		ug/L	24	5.4	0.95	396143	02/23/26	02/24/26	MSS
Phenanthrene	ND		ug/L	9.5	2.8	0.95	396143	02/23/26	02/24/26	MSS
Anthracene	ND		ug/L	9.5	2.7	0.95	396143	02/23/26	02/24/26	MSS
Di-n-butylphthalate	ND		ug/L	9.5	2.9	0.95	396143	02/23/26	02/24/26	MSS
Fluoranthene	ND		ug/L	9.5	2.7	0.95	396143	02/23/26	02/24/26	MSS

Results for any subcontracted analyses are not included in this section.

ENTHALPY ANALYTICAL

Analysis Results for 553952

553952-003 Analyte	Result	Qual	Units	RL	MDL	DF	Batch	Prepared	Analyzed	Chemist
Benzidine	ND		ug/L	48	18	0.95	396143	02/23/26	02/24/26	MSS
Pyrene	ND		ug/L	9.5	2.6	0.95	396143	02/23/26	02/24/26	MSS
Butylbenzylphthalate	ND		ug/L	9.5	3.5	0.95	396143	02/23/26	02/24/26	MSS
3,3'-Dichlorobenzidine	ND		ug/L	24	4.9	0.95	396143	02/23/26	02/24/26	MSS
Benzo(a)anthracene	ND		ug/L	9.5	2.3	0.95	396143	02/23/26	02/24/26	MSS
Chrysene	ND		ug/L	9.5	2.4	0.95	396143	02/23/26	02/24/26	MSS
bis(2-Ethylhexyl)phthalate	ND		ug/L	9.5	3.2	0.95	396143	02/23/26	02/24/26	MSS
Di-n-octylphthalate	ND		ug/L	9.5	4.5	0.95	396143	02/23/26	02/24/26	MSS
Benzo(b)fluoranthene	ND		ug/L	9.5	2.9	0.95	396143	02/23/26	02/24/26	MSS
Benzo(k)fluoranthene	ND		ug/L	9.5	3.0	0.95	396143	02/23/26	02/24/26	MSS
Benzo(a)pyrene	ND		ug/L	9.5	3.0	0.95	396143	02/23/26	02/24/26	MSS
Indeno(1,2,3-cd)pyrene	ND		ug/L	9.5	4.0	0.95	396143	02/23/26	02/24/26	MSS
Dibenz(a,h)anthracene	ND		ug/L	9.5	4.0	0.95	396143	02/23/26	02/24/26	MSS
Benzo(g,h,i)perylene	ND		ug/L	9.5	3.9	0.95	396143	02/23/26	02/24/26	MSS
Surrogates				**Limits**						
2-Fluorophenol	39%		%REC	15-120		0.95	396143	02/23/26	02/24/26	MSS
Phenol-d6	28%		%REC	15-120		0.95	396143	02/23/26	02/24/26	MSS
2,4,6-Tribromophenol	103%		%REC	15-140		0.95	396143	02/23/26	02/24/26	MSS
Nitrobenzene-d5	58%		%REC	15-123		0.95	396143	02/23/26	02/24/26	MSS
2-Fluorobiphenyl	61%		%REC	15-120		0.95	396143	02/23/26	02/24/26	MSS
Terphenyl-d14	81%		%REC	15-120		0.95	396143	02/23/26	02/24/26	MSS
Method: SM 4500-CN-E Prep Method: METHOD										
Cyanide	ND		mg/L	0.0050	0.0017	0.5	396304	02/24/26	02/25/26	JAK
Method: SM 4500-S2-D Prep Method: METHOD										
Sulfide	ND		mg/L	0.10		1	396280	02/24/26	02/24/26	TXC
Method: SM 5310B Prep Method: SM 5310B										
Total Organic Carbon	**2.8**		mg/L	1.0	0.49	1	396259	02/24/26	02/24/26	BDR
Method: SM 9221B Prep Method: METHOD										
Coliform, Total	**>1,600**		MPN/100ml	1.8		1	396227	02/23/26 15:07	02/26/26 15:04	SMT
Method: SM 9221F										
Coliform, E. Coli	**17**		MPN/100ml	1.8		1	396227	02/23/26 15:07	02/26/26 15:04	SMT
Method: SM2130B										
Turbidity	**290**		NTU	0.20	0.12	1	396263	02/24/26 13:17	02/24/26 13:17	TRR
Method: SM2320B Prep Method: METHOD										
Bicarbonate	**63**		mg/L	3.0		1.3	396165	02/23/26	02/23/26	WWC
Alkalinity, Total as CaCO3	**63**		mg/L	2.5		1.3	396165	02/23/26	02/23/26	WWC
Method: SM2510B Prep Method: METHOD										
Specific Conductance	**180**		umhos/cm	1.0		1	396183	02/23/26	02/23/26	RDL
Method: SM2540C Prep Method: METHOD										
Total Dissolved Solids	**91**		mg/L	10		1	396181	02/23/26	02/24/26	RDL

Results for any subcontracted analyses are not included in this section.

ENTHALPY ANALYTICAL

Analysis Results for 553952

553952-003 Analyte	Result	Qual	Units	RL	MDL	DF	Batch	Prepared	Analyzed	Chemist
Method: SM2540D Prep Method: METHOD										
Total Suspended Solids	**290**		mg/L	0.5		1	396148	02/23/26	02/24/26	CKN
Method: SM5210B Prep Method: METHOD										
Biochemical Oxygen Demand	ND	BOD5	mg/L	3.0		1	396141	02/23/26 14:49	02/28/26 12:59	AAB
Method: SM5220D Prep Method: SM 5220D										
Chemical Oxygen Demand	**110**		mg/L	4.0	2.0	1	396214	02/24/26	02/24/26	ARM

*	Value is outside QC limits
>	Value exceeds indicated concentration
B	Contamination found in associated Method Blank
BOD5	Estimated result, under-depleted, highest volume replicate reported
J	Estimated value
ND	Not Detected

Results for any subcontracted analyses are not included in this section.

ENTHALPY ANALYTICAL

Batch QC

Type: Blank	**Lab ID: QC1343374**	**Batch: 396155**
Matrix: Water	**Method: EPA 1664A**	**Prep Method: METHOD**

QC1343374 Analyte	Result	Qual	Units	RL	MDL	Prepared	Analyzed
Total Oil and Grease	ND		mg/L	5.0	0.97	02/23/26	02/24/26

Type: Lab Control Sample	**Lab ID: QC1343375**	**Batch: 396155**
Matrix: Water	**Method: EPA 1664A**	**Prep Method: METHOD**

QC1343375 Analyte	Result	Spiked	Units	Recovery	Qual	Limits
Total Oil and Grease	36.00	40.00	mg/L	90%		78-114

Type: Lab Control Sample Duplicate	**Lab ID: QC1343376**	**Batch: 396155**
Matrix: Water	**Method: EPA 1664A**	**Prep Method: METHOD**

QC1343376 Analyte	Result	Spiked	Units	Recovery	Qual	Limits	RPD	RPD Lim
Total Oil and Grease	36.70	40.00	mg/L	92%		78-114	2	18

Type: Blank	**Lab ID: QC1343381**	**Batch: 396157**
Matrix: Water	**Method: EPA 200.7**	**Prep Method: EPA 3015A**

QC1343381 Analyte	Result	Qual	Units	RL	MDL	Prepared	Analyzed
Calcium	ND		mg/L	0.10	0.0095	02/23/26	02/23/26
Iron	ND		mg/L	0.020	0.017	02/23/26	02/24/26
Magnesium	ND		mg/L	0.10	0.017	02/23/26	02/23/26
Potassium	ND		mg/L	0.50	0.20	02/23/26	02/23/26
Sodium	ND		mg/L	0.50	0.017	02/23/26	02/23/26

Type: Lab Control Sample	**Lab ID: QC1343382**	**Batch: 396157**
Matrix: Water	**Method: EPA 200.7**	**Prep Method: EPA 3015A**

QC1343382 Analyte	Result	Spiked	Units	Recovery	Qual	Limits
Calcium	20.57	20.40	mg/L	101%		85-115
Iron	0.3923	0.4000	mg/L	98%		85-115
Magnesium	21.01	20.40	mg/L	103%		85-115
Potassium	23.27	24.00	mg/L	97%		85-115
Sodium	19.47	20.40	mg/L	95%		85-115

ENTHALPY ANALYTICAL

Batch QC

Type:	Matrix Spike	Lab ID:	QC1343383	Batch:	396157
Matrix (Source ID):	Water (553816-001)	Method:	EPA 200.7	Prep Method:	EPA 3015A

QC1343383 Analyte	Result	Source Sample Result	Spiked	Units	Recovery	Qual	Limits	DF
Calcium	57.97	39.18	20.40	mg/L	92%		75-125	1
Iron	0.7776	0.3461	0.4000	mg/L	108%		75-125	1
Magnesium	38.67	19.57	20.40	mg/L	94%		75-125	1
Potassium	25.27	1.624	24.00	mg/L	99%		75-125	1
Sodium	36.03	16.50	20.40	mg/L	96%		75-125	1

Type:	Matrix Spike Duplicate	Lab ID:	QC1343384	Batch:	396157
Matrix (Source ID):	Water (553816-001)	Method:	EPA 200.7	Prep Method:	EPA 3015A

QC1343384 Analyte	Result	Source Sample Result	Spiked	Units	Recovery	Qual	Limits	RPD	RPD Lim	DF
Calcium	59.11	39.18	20.40	mg/L	98%		75-125	2	20	1
Iron	0.7680	0.3461	0.4000	mg/L	105%		75-125	1	20	1
Magnesium	39.83	19.57	20.40	mg/L	99%		75-125	3	20	1
Potassium	25.35	1.624	24.00	mg/L	99%		75-125	0	20	1
Sodium	35.99	16.50	20.40	mg/L	96%		75-125	0	20	1

Type:	Serial Dilution	Lab ID:	QC1343403	Batch:	396157
Matrix (Source ID):	Water (553816-001)	Method:	EPA 200.7	Prep Method:	EPA 3015A

QC1343403 Analyte	Result	Source Sample Result	Units	Qual	RPD	RPD Lim	DF
Calcium	38.87	39.18	mg/L				5
Iron	0.3374	0.3461	mg/L				5
Magnesium	19.47	19.57	mg/L				5
Potassium	1.215	1.624	mg/L	J			5
Sodium	16.78	16.50	mg/L				5

ENTHALPY ANALYTICAL

Batch QC

Type: Blank	**Lab ID:** QC1343337	**Batch:** 396144
Matrix: Water	**Method:** EPA 200.8	**Prep Method:** EPA 3015A

QC1343337 Analyte	Result	Qual	Units	RL	MDL	Prepared	Analyzed
Antimony	ND		ug/L	2.0	1.0	02/23/26	02/23/26
Arsenic	ND		ug/L	2.0	0.27	02/23/26	02/23/26
Barium	ND		ug/L	5.0	0.44	02/23/26	02/23/26
Beryllium	ND		ug/L	1.0	0.060	02/23/26	02/23/26
Boron	ND		ug/L	10	7.7	02/23/26	02/23/26
Cadmium	ND		ug/L	1.0	0.072	02/23/26	02/23/26
Chromium	ND		ug/L	5.0	0.43	02/23/26	02/23/26
Cobalt	ND		ug/L	1.0	0.090	02/23/26	02/23/26
Copper	ND		ug/L	3.0	0.96	02/23/26	02/23/26
Lead	ND		ug/L	5.0	0.23	02/23/26	02/23/26
Manganese	ND		ug/L	10	3.8	02/23/26	02/23/26
Nickel	ND		ug/L	5.0	1.3	02/23/26	02/23/26
Selenium	ND		ug/L	4.0	1.9	02/23/26	02/23/26
Silver	ND		ug/L	5.0	0.37	02/23/26	02/23/26
Thallium	ND		ug/L	1.0	0.25	02/23/26	02/23/26
Tin	ND		ug/L	5.0	1.5	02/23/26	02/23/26
Vanadium	ND		ug/L	5.0	0.36	02/23/26	02/23/26
Zinc	ND		ug/L	10	7.6	02/23/26	02/23/26

Type: Lab Control Sample	**Lab ID:** QC1343338	**Batch:** 396144
Matrix: Water	**Method:** EPA 200.8	**Prep Method:** EPA 3015A

QC1343338 Analyte	Result	Spiked	Units	Recovery	Qual	Limits
Antimony	110.3	100.0	ug/L	110%		85-115
Arsenic	98.50	100.0	ug/L	98%		85-115
Barium	89.27	100.0	ug/L	89%		85-115
Beryllium	95.45	100.0	ug/L	95%		85-115
Boron	88.25	100.0	ug/L	88%		85-115
Cadmium	95.77	100.0	ug/L	96%		85-115
Chromium	102.5	100.0	ug/L	102%		85-115
Cobalt	106.2	100.0	ug/L	106%		85-115
Copper	101.2	100.0	ug/L	101%		85-115
Lead	95.30	100.0	ug/L	95%		85-115
Manganese	103.5	100.0	ug/L	104%		85-115
Nickel	101.5	100.0	ug/L	101%		85-115
Selenium	98.73	100.0	ug/L	99%		85-115
Silver	48.14	50.00	ug/L	96%		85-115
Thallium	96.35	100.0	ug/L	96%		85-115
Tin	98.45	100.0	ug/L	98%		85-115
Vanadium	102.7	100.0	ug/L	103%		85-115
Zinc	93.32	100.0	ug/L	93%		85-115

ENTHALPY ANALYTICAL

Batch QC

Type:	Matrix Spike	Lab ID:	QC1343339	Batch:	396144
Matrix (Source ID):	Water (553965-001)	Method:	EPA 200.8	Prep Method:	EPA 3015A

QC1343339 Analyte	Result	Source Sample Result	Spiked	Units	Recovery	Qual	Limits	DF
Antimony	105.0	ND	100.0	ug/L	105%		70-130	1
Arsenic	101.8	ND	100.0	ug/L	102%		70-130	1
Barium	98.62	ND	100.0	ug/L	99%		70-130	1
Beryllium	100.0	ND	100.0	ug/L	100%		70-130	1
Boron	146.0	76.26	100.0	ug/L	70%		70-130	10
Cadmium	100.4	ND	100.0	ug/L	100%		70-130	1
Chromium	105.2	ND	100.0	ug/L	105%		70-130	1
Cobalt	105.5	ND	100.0	ug/L	106%		70-130	1
Copper	109.4	ND	100.0	ug/L	109%		70-130	1
Lead	97.41	ND	100.0	ug/L	97%		70-130	1
Manganese	102.5	ND	100.0	ug/L	102%		70-130	1
Nickel	106.1	ND	100.0	ug/L	106%		70-130	1
Selenium	91.78	ND	100.0	ug/L	92%		70-130	1
Silver	49.66	ND	50.00	ug/L	99%		70-130	1
Thallium	99.00	ND	100.0	ug/L	99%		70-130	1
Tin	100.9	ND	100.0	ug/L	101%		70-130	1
Vanadium	104.3	ND	100.0	ug/L	104%		70-130	1
Zinc	101.9	ND	100.0	ug/L	102%		70-130	1

Type:	Matrix Spike Duplicate	Lab ID:	QC1343340	Batch:	396144
Matrix (Source ID):	Water (553965-001)	Method:	EPA 200.8	Prep Method:	EPA 3015A

QC1343340 Analyte	Result	Source Sample Result	Spiked	Units	Recovery	Qual	Limits	RPD	RPD Lim	DF
Antimony	104.6	ND	100.0	ug/L	105%		70-130	0	20	1
Arsenic	102.8	ND	100.0	ug/L	103%		70-130	1	20	1
Barium	100.4	ND	100.0	ug/L	100%		70-130	2	20	1
Beryllium	97.59	ND	100.0	ug/L	98%		70-130	2	20	1
Boron	150.7	76.26	100.0	ug/L	74%		70-130	3	20	10
Cadmium	99.53	ND	100.0	ug/L	100%		70-130	1	20	1
Chromium	102.4	ND	100.0	ug/L	102%		70-130	3	20	1
Cobalt	104.7	ND	100.0	ug/L	105%		70-130	1	20	1
Copper	106.8	ND	100.0	ug/L	107%		70-130	2	20	1
Lead	96.81	ND	100.0	ug/L	97%		70-130	1	20	1
Manganese	102.3	ND	100.0	ug/L	102%		70-130	0	20	1
Nickel	105.8	ND	100.0	ug/L	106%		70-130	0	20	1
Selenium	97.91	ND	100.0	ug/L	98%		70-130	6	20	1
Silver	49.70	ND	50.00	ug/L	99%		70-130	0	20	1
Thallium	98.99	ND	100.0	ug/L	99%		70-130	0	20	1
Tin	99.62	ND	100.0	ug/L	100%		70-130	1	20	1
Vanadium	103.6	ND	100.0	ug/L	104%		70-130	1	20	1
Zinc	101.2	ND	100.0	ug/L	101%		70-130	1	20	1

ENTHALPY ANALYTICAL

Batch QC

Type: Blank	Lab ID: QC1343351	Batch: 396147
Matrix: Water	Method: EPA 245.1	Prep Method: EPA 245.1

QC1343351 Analyte	Result	Qual	Units	RL	MDL	Prepared	Analyzed
Mercury	ND		ug/L	0.40	0.091	02/23/26	02/24/26

Type: Lab Control Sample	Lab ID: QC1343352	Batch: 396147
Matrix: Water	Method: EPA 245.1	Prep Method: EPA 245.1

QC1343352 Analyte	Result	Spiked	Units	Recovery	Qual	Limits
Mercury	4.488	5.000	ug/L	90%		85-115

Type: Matrix Spike	Lab ID: QC1343353	Batch: 396147
Matrix (Source ID): Water (553966-001)	Method: EPA 245.1	Prep Method: EPA 245.1

QC1343353 Analyte	Result	Source Sample Result	Spiked	Units	Recovery	Qual	Limits	DF
Mercury	897.5	ND	1000	ug/L	90%		75-125	200

Type: Matrix Spike Duplicate	Lab ID: QC1343354	Batch: 396147
Matrix (Source ID): Water (553966-001)	Method: EPA 245.1	Prep Method: EPA 245.1

QC1343354 Analyte	Result	Source Sample Result	Spiked	Units	Recovery	Qual	Limits	RPD	RPD Lim	DF
Mercury	870.8	ND	1000	ug/L	87%		75-125	3	20	200

Type: Blank	Lab ID: QC1343327	Batch: 396140
Matrix: Water	Method: EPA 300.0	Prep Method: METHOD

QC1343327 Analyte	Result	Qual	Units	RL	MDL	Prepared	Analyzed
Fluoride	ND		mg/L	0.20	0.062	02/23/26 13:45	02/23/26 14:08
Chloride	ND		mg/L	1.0	0.27	02/23/26 13:45	02/23/26 14:08
Nitrogen, Nitrite	ND		mg/L	0.10	0.01	02/23/26 13:45	02/23/26 14:08
Bromide	ND		mg/L	0.30	0.049	02/23/26 13:45	02/23/26 14:08
Nitrogen, Nitrate	ND		mg/L	0.10	0.05	02/23/26 13:45	02/23/26 14:08
Sulfate	ND		mg/L	1.0	0.26	02/23/26 13:45	02/23/26 14:08

Type: Lab Control Sample	Lab ID: QC1343328	Batch: 396140
Matrix: Water	Method: EPA 300.0	Prep Method: METHOD

QC1343328 Analyte	Result	Spiked	Units	Recovery	Qual	Limits
Fluoride	10.09	10.00	mg/L	101%		90-110
Chloride	45.41	50.00	mg/L	91%		90-110
Nitrogen, Nitrite	4.597	4.567	mg/L	101%		90-110
Bromide	15.39	15.00	mg/L	103%		90-110
Nitrogen, Nitrate	4.573	4.518	mg/L	101%		90-110
Sulfate	25.13	25.00	mg/L	101%		90-110

ENTHALPY ANALYTICAL

Batch QC

Type:	Matrix Spike	Lab ID:	QC1343329	Batch:	396140
Matrix (Source ID):	Water (553952-001)	Method:	EPA 300.0	Prep Method:	METHOD

QC1343329 Analyte	Result	Source Sample Result	Spiked	Units	Recovery	Qual	Limits	DF
Fluoride	20.26	0.2067	20.00	mg/L	100%		80-129	1
Chloride	128.9	28.67	100.0	mg/L	100%		80-123	1
Nitrogen, Nitrite	9.261	0.05497	9.134	mg/L	101%		80-122	1
Bromide	15.37	0.06677	15.00	mg/L	102%		80-121	1
Nitrogen, Nitrate	10.28	1.208	9.036	mg/L	100%		80-123	1
Sulfate	202.3	164.7	50.00	mg/L	75%	E,*	79-124	1

Type:	Matrix Spike Duplicate	Lab ID:	QC1343330	Batch:	396140
Matrix (Source ID):	Water (553952-001)	Method:	EPA 300.0	Prep Method:	METHOD

QC1343330 Analyte	Result	Source Sample Result	Spiked	Units	Recovery	Qual	Limits	RPD	RPD Lim	DF
Fluoride	20.00	0.2067	20.00	mg/L	99%		80-129	1	21	1
Chloride	127.5	28.67	100.0	mg/L	99%		80-123	1	20	1
Nitrogen, Nitrite	9.132	0.05497	9.134	mg/L	99%		80-122	1	21	1
Bromide	15.16	0.06677	15.00	mg/L	101%		80-121	1	20	1
Nitrogen, Nitrate	10.16	1.208	9.036	mg/L	99%		80-123	1	20	1
Sulfate	201.7	164.7	50.00	mg/L	74%	E,*	79-124		20	1

Type:	Blank	Lab ID:	QC1343514	Batch:	396201
Matrix:	Water	Method:	EPA 350.1	Prep Method:	METHOD

QC1343514 Analyte	Result	Qual	Units	RL	MDL	Prepared	Analyzed
Ammonia-N	ND		mg/L	0.10	0.068	02/24/26	02/24/26

Type:	Lab Control Sample	Lab ID:	QC1343515	Batch:	396201
Matrix:	Water	Method:	EPA 350.1	Prep Method:	METHOD

QC1343515 Analyte	Result	Spiked	Units	Recovery	Qual	Limits
Ammonia-N	0.9552	1.000	mg/L	96%		90-110

Type:	Matrix Spike	Lab ID:	QC1343519	Batch:	396201
Matrix (Source ID):	Sea Water (552955-005)	Method:	EPA 350.1	Prep Method:	SM 4500-NH3-G SD

QC1343519 Analyte	Result	Source Sample Result	Spiked	Units	Recovery	Qual	Limits	DF
Ammonia-N	1.004	0.2332	1.000	mg/L	77%	*	90-110	1

ENTHALPY ANALYTICAL

Batch QC

Type:	Matrix Spike Duplicate	Lab ID:	QC1343520	Batch:	396201
Matrix (Source ID):	Sea Water (552955-005)	Method:	EPA 350.1	Prep Method:	SM 4500-NH3-G SD

QC1343520 Analyte	Result	Source Sample Result	Spiked	Units	Recovery	Qual	Limits	RPD	RPD Lim	DF
Ammonia-N	1.021	0.2332	1.000	mg/L	79%	*	90-110	2	20	1

Type:	Blank	Lab ID:	QC1343588	Batch:	396226
Matrix:	Water	Method:	EPA 420.1	Prep Method:	METHOD

QC1343588 Analyte	Result	Qual	Units	RL	MDL	Prepared	Analyzed
Total Phenolics	ND		mg/L	0.010	0.0056	02/24/26	02/24/26

Type:	Lab Control Sample	Lab ID:	QC1343589	Batch:	396226
Matrix:	Water	Method:	EPA 420.1	Prep Method:	METHOD

QC1343589 Analyte	Result	Spiked	Units	Recovery	Qual	Limits
Total Phenolics	0.08500	0.08000	mg/L	106%		80-120

Type:	Lab Control Sample Duplicate	Lab ID:	QC1343590	Batch:	396226
Matrix:	Water	Method:	EPA 420.1	Prep Method:	METHOD

QC1343590 Analyte	Result	Spiked	Units	Recovery	Qual	Limits	RPD	RPD Lim
Total Phenolics	0.07000	0.08000	mg/L	88%		80-120	19	20

ENTHALPY ANALYTICAL

Batch QC

Type: Blank	Lab ID: QC1343334	Batch: 396143
Matrix: Water		

QC1343334 Analyte	Result	Qual	Units	RL	MDL	Prepared	Analyzed
Method: EPA 625.1 Prep Method: EPA 3510C							
a-Terpineol	ND		ug/L	10	2.1	02/23/26	02/23/26
Benzoic acid	ND		ug/L	50	11	02/23/26	02/24/26
2-Methylphenol	ND		ug/L	10	3.2	02/23/26	02/24/26
Pyridine	ND		ug/L	10	2.8	02/23/26	02/24/26
Phenol	ND		ug/L	10	2.1	02/23/26	02/24/26
Naphthalene	ND		ug/L	10	3.6	02/23/26	02/24/26
3-,4-Methylphenol	ND		ug/L	10	3.0	02/23/26	02/24/26
Cresol	ND		ug/L	10		02/23/26	02/24/26
Surrogates				**Limits**			
2-Fluorophenol	48%		%REC	36-95		02/23/26	02/24/26
Phenol-d6	32%		%REC	28-82		02/23/26	02/24/26
2,4,6-Tribromophenol	102%		%REC	61-140		02/23/26	02/24/26
Nitrobenzene-d5	73%		%REC	48-123		02/23/26	02/24/26
2-Fluorobiphenyl	72%		%REC	51-105		02/23/26	02/24/26
Terphenyl-d14	93%		%REC	65-117		02/23/26	02/24/26
Method: EPA 8270E Prep Method: EPA 3510C							
Carbazole	ND		ug/L	10	2.8	02/23/26	02/24/26
N-Nitrosodimethylamine	ND		ug/L	10	2.9	02/23/26	02/24/26
Aniline	ND		ug/L	10	2.8	02/23/26	02/24/26
bis(2-Chloroethyl)ether	ND		ug/L	25	3.7	02/23/26	02/24/26
2-Chlorophenol	ND		ug/L	10	3.6	02/23/26	02/24/26
1,3-Dichlorobenzene	ND		ug/L	10	3.3	02/23/26	02/24/26
1,4-Dichlorobenzene	ND		ug/L	10	3.4	02/23/26	02/24/26
Benzyl alcohol	ND		ug/L	25	5.8	02/23/26	02/24/26
1,2-Dichlorobenzene	ND		ug/L	10	3.3	02/23/26	02/24/26
bis(2-Chloroisopropyl) ether	ND		ug/L	10	3.8	02/23/26	02/24/26
N-Nitroso-di-n-propylamine	ND		ug/L	10	3.9	02/23/26	02/24/26
Hexachloroethane	ND		ug/L	10	3.0	02/23/26	02/24/26
Nitrobenzene	ND		ug/L	25	8.4	02/23/26	02/24/26
Isophorone	ND		ug/L	10	3.7	02/23/26	02/24/26
2-Nitrophenol	ND		ug/L	10	5.4	02/23/26	02/24/26
2,4-Dimethylphenol	ND		ug/L	10	3.2	02/23/26	02/24/26
bis(2-Chloroethoxy)methane	ND		ug/L	10	3.7	02/23/26	02/24/26
2,4-Dichlorophenol	ND		ug/L	10	3.7	02/23/26	02/24/26
1,2,4-Trichlorobenzene	ND		ug/L	10	3.4	02/23/26	02/24/26
4-Chloroaniline	ND		ug/L	10	3.1	02/23/26	02/24/26
Hexachlorobutadiene	ND		ug/L	10	2.2	02/23/26	02/24/26
4-Chloro-3-methylphenol	ND		ug/L	10	3.6	02/23/26	02/24/26
2-Methylnaphthalene	ND		ug/L	10	3.4	02/23/26	02/24/26
Hexachlorocyclopentadiene	ND		ug/L	25	7.8	02/23/26	02/24/26
2,4,6-Trichlorophenol	ND		ug/L	10	4.1	02/23/26	02/24/26
2,4,5-Trichlorophenol	ND		ug/L	10	3.7	02/23/26	02/24/26
2-Chloronaphthalene	ND		ug/L	10	3.4	02/23/26	02/24/26
2-Nitroaniline	ND		ug/L	50	4.3	02/23/26	02/24/26

ENTHALPY ANALYTICAL

Batch QC

QC1343334 Analyte	Result	Qual	Units	RL	MDL	Prepared	Analyzed
Dimethylphthalate	ND		ug/L	10	3.4	02/23/26	02/24/26
Acenaphthylene	ND		ug/L	10	3.9	02/23/26	02/24/26
2,6-Dinitrotoluene	ND		ug/L	10	4.4	02/23/26	02/24/26
3-Nitroaniline	ND		ug/L	10	4.0	02/23/26	02/24/26
Acenaphthene	ND		ug/L	10	3.2	02/23/26	02/24/26
2,4-Dinitrophenol	ND		ug/L	50	15	02/23/26	02/24/26
4-Nitrophenol	ND		ug/L	50	8.5	02/23/26	02/24/26
Dibenzofuran	ND		ug/L	10	3.2	02/23/26	02/24/26
2,4-Dinitrotoluene	ND		ug/L	10	4.3	02/23/26	02/24/26
Diethylphthalate	ND		ug/L	10	2.9	02/23/26	02/24/26
Fluorene	ND		ug/L	10	3.1	02/23/26	02/24/26
4-Chlorophenyl-phenylether	ND		ug/L	10	3.1	02/23/26	02/24/26
4-Nitroaniline	ND		ug/L	10	3.3	02/23/26	02/24/26
4,6-Dinitro-2-methylphenol	ND		ug/L	50	17	02/23/26	02/24/26
N-Nitrosodiphenylamine	ND		ug/L	10	4.0	02/23/26	02/24/26
1,2-diphenylhydrazine (as azobenzene)	ND		ug/L	10	2.9	02/23/26	02/24/26
4-Bromophenyl-phenylether	ND		ug/L	10	3.3	02/23/26	02/24/26
Hexachlorobenzene	ND		ug/L	10	3.0	02/23/26	02/24/26
Pentachlorophenol	ND		ug/L	25	5.7	02/23/26	02/24/26
Phenanthrene	ND		ug/L	10	2.9	02/23/26	02/24/26
Anthracene	ND		ug/L	10	2.8	02/23/26	02/24/26
Di-n-butylphthalate	ND		ug/L	10	3.0	02/23/26	02/24/26
Fluoranthene	ND		ug/L	10	2.8	02/23/26	02/24/26
Benzidine	ND		ug/L	50	19	02/23/26	02/24/26
Pyrene	ND		ug/L	10	2.7	02/23/26	02/24/26
Butylbenzylphthalate	ND		ug/L	10	3.6	02/23/26	02/24/26
3,3'-Dichlorobenzidine	ND		ug/L	25	5.2	02/23/26	02/24/26
Benzo(a)anthracene	ND		ug/L	10	2.4	02/23/26	02/24/26
Chrysene	ND		ug/L	10	2.5	02/23/26	02/24/26
bis(2-Ethylhexyl)phthalate	ND		ug/L	10	3.3	02/23/26	02/24/26
Di-n-octylphthalate	ND		ug/L	10	4.7	02/23/26	02/24/26
Benzo(b)fluoranthene	ND		ug/L	10	3.0	02/23/26	02/24/26
Benzo(k)fluoranthene	ND		ug/L	10	3.1	02/23/26	02/24/26
Benzo(a)pyrene	ND		ug/L	10	3.1	02/23/26	02/24/26
Indeno(1,2,3-cd)pyrene	ND		ug/L	10	4.2	02/23/26	02/24/26
Dibenz(a,h)anthracene	ND		ug/L	10	4.2	02/23/26	02/24/26
Benzo(g,h,i)perylene	ND		ug/L	10	4.1	02/23/26	02/24/26
Surrogates				**Limits**			
2-Fluorophenol	48%		%REC	15-120		02/23/26	02/24/26
Phenol-d6	32%		%REC	15-120		02/23/26	02/24/26
2,4,6-Tribromophenol	102%		%REC	15-140		02/23/26	02/24/26
Nitrobenzene-d5	73%		%REC	15-123		02/23/26	02/24/26
2-Fluorobiphenyl	72%		%REC	15-120		02/23/26	02/24/26
Terphenyl-d14	93%		%REC	15-120		02/23/26	02/24/26

Batch QC

Type: Lab Control Sample	Lab ID: QC1343335	Batch: 396143
Matrix: Water		

QC1343335 Analyte	Result	Spiked	Units	Recovery	Qual	Limits
Method: EPA 625.1 Prep Method: EPA 3510C						
2-Methylphenol	36.33	75.00	ug/L	48%		44-120
Pyridine	15.22	75.00	ug/L	20%		13-120
Phenol	16.64	75.00	ug/L	22%		10-85
Naphthalene	38.35	75.00	ug/L	51%		23-133
3-,4-Methylphenol	36.20	75.00	ug/L	48%		40-120
Surrogates						
2-Fluorophenol	12.98	40.00	ug/L	32%	*	36-95
Phenol-d6	9.333	40.00	ug/L	23%	*	28-82
2,4,6-Tribromophenol	42.89	40.00	ug/L	107%		61-140
Nitrobenzene-d5	21.10	40.00	ug/L	53%		48-123
2-Fluorobiphenyl	24.16	40.00	ug/L	60%		51-105
Terphenyl-d14	36.16	40.00	ug/L	90%		65-117
Method: EPA 8270E Prep Method: EPA 3510C						
Phenol	16.64	75.00	ug/L	22%		14-120
2-Chlorophenol	37.12	75.00	ug/L	49%		46-120
1,4-Dichlorobenzene	33.52	75.00	ug/L	45%		42-120
3-,4-Methylphenol	36.20	75.00	ug/L	48%		40-120
N-Nitroso-di-n-propylamine	44.64	75.00	ug/L	60%		54-121
2,4-Dimethylphenol	49.39	75.00	ug/L	66%		48-120
1,2,4-Trichlorobenzene	37.66	75.00	ug/L	50%		45-120
4-Chloro-3-methylphenol	59.36	75.00	ug/L	79%		60-121
2,4,5-Trichlorophenol	62.16	75.00	ug/L	83%		62-124
Acenaphthene	55.73	75.00	ug/L	74%		56-120
4-Nitrophenol	32.80	75.00	ug/L	44%		17-120
2,4-Dinitrotoluene	76.00	75.00	ug/L	101%		69-127
Pentachlorophenol	71.72	75.00	ug/L	96%		51-120
Pyrene	69.43	75.00	ug/L	93%		68-123
Chrysene	67.65	75.00	ug/L	90%		66-120
Benzo(b)fluoranthene	71.38	75.00	ug/L	95%		67-120
Surrogates						
2-Fluorophenol	12.98	40.00	ug/L	32%		15-120
Phenol-d6	9.333	40.00	ug/L	23%		15-120
2,4,6-Tribromophenol	42.89	40.00	ug/L	107%		15-140
Nitrobenzene-d5	21.10	40.00	ug/L	53%		15-123
2-Fluorobiphenyl	24.16	40.00	ug/L	60%		15-120
Terphenyl-d14	36.16	40.00	ug/L	90%		15-120

ENTHALPY ANALYTICAL

Batch QC

Type: Lab Control Sample Duplicate **Lab ID:** QC1343336 **Batch:** 396143
Matrix: Water

QC1343336 Analyte	Result	Spiked	Units	Recovery	Qual	Limits	RPD	RPD Lim
Method: EPA 625.1 Prep Method: EPA 3510C								
2-Methylphenol	45.67	75.00	ug/L	61%		44-120	23	51
Pyridine	19.50	75.00	ug/L	26%		13-120	25	62
Phenol	21.18	75.00	ug/L	28%		10-85	24	52
Naphthalene	47.71	75.00	ug/L	64%		23-133	22	50
3-,4-Methylphenol	43.14	75.00	ug/L	58%		40-120	18	51
Surrogates								
2-Fluorophenol	16.75	40.00	ug/L	42%		36-95		
Phenol-d6	11.90	40.00	ug/L	30%		28-82		
2,4,6-Tribromophenol	43.67	40.00	ug/L	109%		61-140		
Nitrobenzene-d5	25.53	40.00	ug/L	64%		48-123		
2-Fluorobiphenyl	27.02	40.00	ug/L	68%		51-105		
Terphenyl-d14	36.44	40.00	ug/L	91%		65-117		
Method: EPA 8270E Prep Method: EPA 3510C								
Phenol	21.18	75.00	ug/L	28%		14-120	24	52
2-Chlorophenol	47.40	75.00	ug/L	63%		46-120	24	52
1,4-Dichlorobenzene	41.76	75.00	ug/L	56%		42-120	22	53
3-,4-Methylphenol	43.14	75.00	ug/L	58%		40-120	18	51
N-Nitroso-di-n-propylamine	51.83	75.00	ug/L	69%		54-121	15	52
2,4-Dimethylphenol	56.20	75.00	ug/L	75%		48-120	13	52
1,2,4-Trichlorobenzene	45.32	75.00	ug/L	60%		45-120	18	54
4-Chloro-3-methylphenol	63.54	75.00	ug/L	85%		60-121	7	47
2,4,5-Trichlorophenol	66.64	75.00	ug/L	89%		62-124	7	46
Acenaphthene	59.91	75.00	ug/L	80%		56-120	7	46
4-Nitrophenol	34.03	75.00	ug/L	45%		17-120	4	44
2,4-Dinitrotoluene	76.37	75.00	ug/L	102%		69-127	0	40
Pentachlorophenol	72.97	75.00	ug/L	97%		51-120	2	42
Pyrene	72.41	75.00	ug/L	97%		68-123	4	39
Chrysene	68.58	75.00	ug/L	91%		66-120	1	38
Benzo(b)fluoranthene	73.99	75.00	ug/L	99%		67-120	4	39
Surrogates								
2-Fluorophenol	16.75	40.00	ug/L	42%		15-120		
Phenol-d6	11.90	40.00	ug/L	30%		15-120		
2,4,6-Tribromophenol	43.67	40.00	ug/L	109%		15-140		
Nitrobenzene-d5	25.53	40.00	ug/L	64%		15-123		
2-Fluorobiphenyl	27.02	40.00	ug/L	68%		15-120		
Terphenyl-d14	36.44	40.00	ug/L	91%		15-120		

ENTHALPY ANALYTICAL

Batch QC

Type: Blank	Lab ID: QC1343341	Batch: 396145
Matrix: Water		

QC1343341 Analyte	Result	Qual	Units	RL	MDL	Prepared	Analyzed
Method: EPA 8081A Prep Method: EPA 3510C							
alpha-BHC	ND		ug/L	0.05	0.02	02/23/26	02/23/26
beta-BHC	ND		ug/L	0.05	0.01	02/23/26	02/23/26
gamma-BHC	ND		ug/L	0.05	0.01	02/23/26	02/23/26
delta-BHC	ND		ug/L	0.05	0.01	02/23/26	02/23/26
Heptachlor	ND		ug/L	0.05	0.01	02/23/26	02/23/26
Aldrin	ND		ug/L	0.05	0.01	02/23/26	02/23/26
Heptachlor epoxide	ND		ug/L	0.05	0.01	02/23/26	02/23/26
Endosulfan I	ND		ug/L	0.05	0.01	02/23/26	02/23/26
Dieldrin	ND		ug/L	0.1	0.01	02/23/26	02/23/26
4,4'-DDE	ND		ug/L	0.1	0.01	02/23/26	02/23/26
Endrin	ND		ug/L	0.1	0.01	02/23/26	02/23/26
Endosulfan II	ND		ug/L	0.1	0.02	02/23/26	02/23/26
Endosulfan sulfate	ND		ug/L	0.1	0.02	02/23/26	02/23/26
4,4'-DDD	ND		ug/L	0.1	0.02	02/23/26	02/23/26
Endrin aldehyde	ND		ug/L	0.1	0.03	02/23/26	02/23/26
Endrin ketone	ND		ug/L	0.1	0.03	02/23/26	02/23/26
4,4'-DDT	ND		ug/L	0.1	0.08	02/23/26	02/23/26
Methoxychlor	ND		ug/L	0.1	0.04	02/23/26	02/23/26
Toxaphene	ND		ug/L	2.0	0.6	02/23/26	02/23/26
Chlordane (Technical)	ND		ug/L	1.0	0.2	02/23/26	02/23/26
Surrogates				**Limits**			
TCMX	71%		%REC	29-120		02/23/26	02/23/26
Decachlorobiphenyl	104%		%REC	33-132		02/23/26	02/23/26
Method: EPA 8082 Prep Method: EPA 3510C							
Aroclor-1016	ND		ug/L	0.50	0.30	02/23/26	02/23/26
Aroclor-1221	ND		ug/L	0.50	0.47	02/23/26	02/23/26
Aroclor-1232	ND		ug/L	0.50	0.27	02/23/26	02/23/26
Aroclor-1242	ND		ug/L	0.50	0.29	02/23/26	02/23/26
Aroclor-1248	ND		ug/L	0.50	0.24	02/23/26	02/23/26
Aroclor-1254	ND		ug/L	0.50	0.27	02/23/26	02/23/26
Aroclor-1260	ND		ug/L	0.50	0.33	02/23/26	02/23/26
Aroclor-1262	ND		ug/L	0.50	0.29	02/23/26	02/23/26
Aroclor-1268	ND		ug/L	0.50	0.26	02/23/26	02/23/26
Surrogates				**Limits**			
Decachlorobiphenyl (PCB)	99%		%REC	28-138		02/23/26	02/23/26

ENTHALPY ANALYTICAL

Batch QC

Type:	**Lab Control Sample**	**Lab ID:**	**QC1343342**	**Batch:**	**396145**
Matrix:	**Water**	**Method:**	**EPA 8081A**	**Prep Method:**	**EPA 3510C**

QC1343342 Analyte	Result	Spiked	Units	Recovery	Qual	Limits
alpha-BHC	0.5424	0.5000	ug/L	108%		66-121
beta-BHC	0.4844	0.5000	ug/L	97%		73-120
gamma-BHC	0.5321	0.5000	ug/L	106%		68-125
delta-BHC	0.5458	0.5000	ug/L	109%		68-131
Heptachlor	0.4769	0.5000	ug/L	95%		63-120
Aldrin	0.4688	0.5000	ug/L	94%		56-120
Heptachlor epoxide	0.4637	0.5000	ug/L	93%		65-120
Endosulfan I	0.4827	0.5000	ug/L	97%		68-124
Dieldrin	0.4663	0.5000	ug/L	93%		66-124
4,4'-DDE	0.5000	0.5000	ug/L	100%		67-131
Endrin	0.4772	0.5000	ug/L	95%		68-135
Endosulfan II	0.4732	0.5000	ug/L	95%		71-130
Endosulfan sulfate	0.4951	0.5000	ug/L	99%		68-128
4,4'-DDD	0.4834	0.5000	ug/L	97%		65-130
Endrin aldehyde	0.4532	0.5000	ug/L	91%		67-124
Endrin ketone	0.5627	0.5000	ug/L	113%		69-137
4,4'-DDT	0.4139	0.5000	ug/L	83%		65-136
Methoxychlor	0.4310	0.5000	ug/L	86%		69-150
Surrogates						
TCMX	0.4094	0.5000	ug/L	82%		29-120
Decachlorobiphenyl	0.4806	0.5000	ug/L	96%		33-132

ENTHALPY ANALYTICAL

Batch QC

Type:	Lab Control Sample Duplicate	Lab ID:	QC1343343	Batch:	396145
Matrix:	Water	Method:	EPA 8081A	Prep Method:	EPA 3510C

QC1343343 Analyte	Result	Spiked	Units	Recovery	Qual	Limits	RPD	RPD Lim
alpha-BHC	0.5644	0.5000	ug/L	113%		66-121	4	20
beta-BHC	0.5101	0.5000	ug/L	102%		73-120	5	20
gamma-BHC	0.5582	0.5000	ug/L	112%		68-125	5	20
delta-BHC	0.5712	0.5000	ug/L	114%		68-131	5	20
Heptachlor	0.5096	0.5000	ug/L	102%		63-120	7	24
Aldrin	0.4806	0.5000	ug/L	96%		56-120	2	30
Heptachlor epoxide	0.4960	0.5000	ug/L	99%		65-120	7	20
Endosulfan I	0.5140	0.5000	ug/L	103%		68-124	6	20
Dieldrin	0.4995	0.5000	ug/L	100%		66-124	7	22
4,4'-DDE	0.5419	0.5000	ug/L	108%		67-131	8	21
Endrin	0.5260	0.5000	ug/L	105%		68-135	10	20
Endosulfan II	0.5266	0.5000	ug/L	105%		71-130	11	21
Endosulfan sulfate	0.5638	0.5000	ug/L	113%		68-128	13	21
4,4'-DDD	0.5506	0.5000	ug/L	110%		65-130	13	22
Endrin aldehyde	0.5085	0.5000	ug/L	102%		67-124	12	20
Endrin ketone	0.6573	0.5000	ug/L	131%		69-137	16	21
4,4'-DDT	0.4729	0.5000	ug/L	95%		65-136	13	23
Methoxychlor	0.5087	0.5000	ug/L	102%		69-150	17	23
Surrogates								
TCMX	0.4301	0.5000	ug/L	86%		29-120		
Decachlorobiphenyl	0.5867	0.5000	ug/L	117%		33-132		

Type:	Lab Control Sample	Lab ID:	QC1343344	Batch:	396145
Matrix:	Water	Method:	EPA 8082	Prep Method:	EPA 3510C

QC1343344 Analyte	Result	Spiked	Units	Recovery	Qual	Limits
Aroclor-1016	5.023	5.000	ug/L	100%		69-120
Aroclor-1260	5.200	5.000	ug/L	104%		72-124
Surrogates						
Decachlorobiphenyl (PCB)	0.4936	0.5000	ug/L	99%		28-138

Type:	Lab Control Sample Duplicate	Lab ID:	QC1343345	Batch:	396145
Matrix:	Water	Method:	EPA 8082	Prep Method:	EPA 3510C

QC1343345 Analyte	Result	Spiked	Units	Recovery	Qual	Limits	RPD	RPD Lim
Aroclor-1016	5.395	5.000	ug/L	108%		69-120	7	22
Aroclor-1260	5.938	5.000	ug/L	119%		72-124	13	25
Surrogates								
Decachlorobiphenyl (PCB)	0.5882	0.5000	ug/L	118%		28-138		

ENTHALPY ANALYTICAL

Batch QC

Type: Lab Control Sample	Lab ID: QC1343406	Batch: 396163
Matrix: Water	Method: EPA 8260B	Prep Method: EPA 5030B

QC1343406 Analyte	Result	Spiked	Units	Recovery	Qual	Limits
1,1-Dichloroethene	51.77	50.00	ug/L	104%		69-128
MTBE	43.51	50.00	ug/L	87%		66-125
Benzene	48.13	50.00	ug/L	96%		76-121
Trichloroethene	51.74	50.00	ug/L	103%		76-124
Toluene	46.77	50.00	ug/L	94%		76-120
Chlorobenzene	48.64	50.00	ug/L	97%		78-120
Surrogates						
Dibromofluoromethane	52.37	50.00	ug/L	105%		70-130
1,2-Dichloroethane-d4	48.19	50.00	ug/L	96%		70-130
Toluene-d8	49.76	50.00	ug/L	100%		70-130
Bromofluorobenzene	49.23	50.00	ug/L	98%		70-130

Type: Lab Control Sample Duplicate	Lab ID: QC1343407	Batch: 396163
Matrix: Water	Method: EPA 8260B	Prep Method: EPA 5030B

QC1343407 Analyte	Result	Spiked	Units	Recovery	Qual	Limits	RPD	RPD Lim
1,1-Dichloroethene	49.52	50.00	ug/L	99%		69-128	4	23
MTBE	40.60	50.00	ug/L	81%		66-125	7	22
Benzene	45.72	50.00	ug/L	91%		76-121	5	21
Trichloroethene	49.21	50.00	ug/L	98%		76-124	5	22
Toluene	44.14	50.00	ug/L	88%		76-120	6	21
Chlorobenzene	46.17	50.00	ug/L	92%		78-120	5	20
Surrogates								
Dibromofluoromethane	52.77	50.00	ug/L	106%		70-130		
1,2-Dichloroethane-d4	48.31	50.00	ug/L	97%		70-130		
Toluene-d8	48.81	50.00	ug/L	98%		70-130		
Bromofluorobenzene	49.11	50.00	ug/L	98%		70-130		

ENTHALPY ANALYTICAL

Batch QC

Type: Blank	**Lab ID:** QC1343409	**Batch:** 396163	
Matrix: Water	**Method:** EPA 8260B	**Prep Method:** EPA 5030B	

QC1343409 Analyte	Result	Qual	Units	RL	MDL	Prepared	Analyzed
Carbon Disulfide	ND		ug/L	5.0	0.3	02/23/26	02/23/26
Chloroprene	ND		ug/L	200	0.3	02/23/26	02/23/26
3-Chloropropene	ND		ug/L	5.0	0.2	02/23/26	02/23/26
Ethyl methacrylate	ND		ug/L	50	2.4	02/23/26	02/23/26
Ethanol	ND		ug/L	500	130	02/23/26	02/23/26
2-Hexanone	ND		ug/L	5.0	0.6	02/23/26	02/23/26
Isopropanol (IPA)	ND		ug/L	200	40	02/23/26	02/23/26
Methyl acrylonitrile	ND		ug/L	35	1.3	02/23/26	02/23/26
Vinyl Acetate	ND		ug/L	50	2.4	02/23/26	02/23/26
Acrolein	ND		ug/L	200	2.0	02/23/26	02/23/26
Acrylonitrile	ND		ug/L	10	0.3	02/23/26	02/23/26
Freon 12	ND		ug/L	5.0	0.2	02/23/26	02/23/26
Chloromethane	ND		ug/L	5.0	0.1	02/23/26	02/23/26
Vinyl Chloride	ND		ug/L	5.0	0.1	02/23/26	02/23/26
Bromomethane	ND		ug/L	5.0	0.3	02/23/26	02/23/26
Chloroethane	ND		ug/L	5.0	0.05	02/23/26	02/23/26
Trichlorofluoromethane	ND		ug/L	5.0	0.08	02/23/26	02/23/26
Iodomethane	ND		ug/L	5.0		02/23/26	02/23/26
Acetone	ND		ug/L	100	8.8	02/23/26	02/23/26
Freon 113	ND		ug/L	5.0	0.1	02/23/26	02/23/26
1,1-Dichloroethene	ND		ug/L	5.0	0.1	02/23/26	02/23/26
Methylene Chloride	ND		ug/L	10	0.2	02/23/26	02/23/26
MTBE	ND		ug/L	5.0	0.1	02/23/26	02/23/26
trans-1,2-Dichloroethene	ND		ug/L	5.0	0.1	02/23/26	02/23/26
1,1-Dichloroethane	ND		ug/L	5.0	0.07	02/23/26	02/23/26
2-Butanone	ND		ug/L	10	0.9	02/23/26	02/23/26
cis-1,2-Dichloroethene	ND		ug/L	5.0	0.09	02/23/26	02/23/26
2,2-Dichloropropane	ND		ug/L	5.0	0.09	02/23/26	02/23/26
Chloroform	ND		ug/L	5.0	0.07	02/23/26	02/23/26
Bromochloromethane	ND		ug/L	5.0	0.1	02/23/26	02/23/26
1,1,1-Trichloroethane	ND		ug/L	5.0	0.03	02/23/26	02/23/26
1,1-Dichloropropene	ND		ug/L	5.0	0.08	02/23/26	02/23/26
Carbon Tetrachloride	ND		ug/L	5.0	0.07	02/23/26	02/23/26
1,2-Dichloroethane	ND		ug/L	5.0	0.09	02/23/26	02/23/26
Benzene	ND		ug/L	1.0	0.07	02/23/26	02/23/26
Trichloroethene	ND		ug/L	5.0	0.05	02/23/26	02/23/26
1,2-Dichloropropane	ND		ug/L	5.0	0.07	02/23/26	02/23/26
Bromodichloromethane	ND		ug/L	5.0	0.05	02/23/26	02/23/26
Dibromomethane	ND		ug/L	5.0	0.1	02/23/26	02/23/26
4-Methyl-2-Pentanone	ND		ug/L	5.0	0.5	02/23/26	02/23/26
cis-1,3-Dichloropropene	ND		ug/L	5.0	0.08	02/23/26	02/23/26
Toluene	ND		ug/L	5.0	0.05	02/23/26	02/23/26
trans-1,3-Dichloropropene	ND		ug/L	5.0	0.03	02/23/26	02/23/26
1,1,2-Trichloroethane	ND		ug/L	5.0	0.06	02/23/26	02/23/26
1,3-Dichloropropane	ND		ug/L	5.0	0.1	02/23/26	02/23/26
Tetrachloroethene	ND		ug/L	5.0	0.09	02/23/26	02/23/26
Dibromochloromethane	ND		ug/L	5.0	0.07	02/23/26	02/23/26

ENTHALPY ANALYTICAL

Batch QC

QC1343409 Analyte	Result	Qual	Units	RL	MDL	Prepared	Analyzed
1,2-Dibromoethane	ND		ug/L	5.0	0.07	02/23/26	02/23/26
Chlorobenzene	ND		ug/L	5.0	0.05	02/23/26	02/23/26
1,1,1,2-Tetrachloroethane	ND		ug/L	5.0	0.06	02/23/26	02/23/26
Ethylbenzene	ND		ug/L	5.0	0.04	02/23/26	02/23/26
m,p-Xylenes	ND		ug/L	5.0	0.1	02/23/26	02/23/26
o-Xylene	ND		ug/L	5.0	0.06	02/23/26	02/23/26
Styrene	ND		ug/L	5.0	0.06	02/23/26	02/23/26
Bromoform	ND		ug/L	5.0	0.08	02/23/26	02/23/26
Isopropylbenzene	ND		ug/L	5.0	0.06	02/23/26	02/23/26
1,1,2,2-Tetrachloroethane	ND		ug/L	5.0	0.06	02/23/26	02/23/26
1,2,3-Trichloropropane	ND		ug/L	5.0	0.09	02/23/26	02/23/26
Propylbenzene	ND		ug/L	5.0	0.05	02/23/26	02/23/26
Bromobenzene	ND		ug/L	5.0	0.06	02/23/26	02/23/26
1,3,5-Trimethylbenzene	ND		ug/L	5.0	0.08	02/23/26	02/23/26
2-Chlorotoluene	ND		ug/L	5.0	0.07	02/23/26	02/23/26
4-Chlorotoluene	ND		ug/L	5.0	0.08	02/23/26	02/23/26
tert-Butylbenzene	ND		ug/L	5.0	0.07	02/23/26	02/23/26
1,2,4-Trimethylbenzene	ND		ug/L	5.0	0.07	02/23/26	02/23/26
sec-Butylbenzene	ND		ug/L	5.0	0.06	02/23/26	02/23/26
para-Isopropyl Toluene	ND		ug/L	5.0	0.05	02/23/26	02/23/26
1,3-Dichlorobenzene	ND		ug/L	5.0	0.06	02/23/26	02/23/26
1,4-Dichlorobenzene	ND		ug/L	5.0	0.07	02/23/26	02/23/26
n-Butylbenzene	ND		ug/L	5.0	0.08	02/23/26	02/23/26
1,2-Dichlorobenzene	ND		ug/L	5.0	0.04	02/23/26	02/23/26
1,2-Dibromo-3-Chloropropane	ND		ug/L	5.0	0.3	02/23/26	02/23/26
1,2,4-Trichlorobenzene	ND		ug/L	5.0	0.1	02/23/26	02/23/26
Hexachlorobutadiene	ND		ug/L	5.0	0.06	02/23/26	02/23/26
1,2,3-Trichlorobenzene	ND		ug/L	5.0	0.09	02/23/26	02/23/26
cis-1,4-Dichloro-2-butene	ND		ug/L	5.0	0.3	02/23/26	02/23/26
trans-1,4-Dichloro-2-butene	ND		ug/L	5.0	0.2	02/23/26	02/23/26
Xylene (total)	ND		ug/L	5.0		02/23/26	02/23/26
Surrogates				**Limits**			
Dibromofluoromethane	114%		%REC	70-130		02/23/26	02/23/26
1,2-Dichloroethane-d4	100%		%REC	70-130		02/23/26	02/23/26
Toluene-d8	96%		%REC	70-130		02/23/26	02/23/26
Bromofluorobenzene	94%		%REC	70-130		02/23/26	02/23/26

ENTHALPY ANALYTICAL

Batch QC

Type:	Matrix Spike	Lab ID:	QC1343418	Batch:	396163
Matrix (Source ID):	Water (553839-001)	Method:	EPA 8260B	Prep Method:	EPA 5030B

QC1343418 Analyte	Result	Source Sample Result	Spiked	Units	Recovery	Qual	Limits	DF
1,1-Dichloroethene	19.44	ND	20.00	ug/L	97%		62-131	1
MTBE	17.09	ND	20.00	ug/L	85%		61-124	1
Benzene	18.74	ND	20.00	ug/L	94%		70-123	1
Trichloroethene	21.13	ND	20.00	ug/L	106%		65-131	1
Toluene	18.20	ND	20.00	ug/L	91%		69-120	1
Chlorobenzene	18.98	ND	20.00	ug/L	95%		72-121	1
Surrogates								
Dibromofluoromethane	51.10		50.00	ug/L	102%		70-130	1
1,2-Dichloroethane-d4	47.23		50.00	ug/L	94%		70-130	1
Toluene-d8	49.01		50.00	ug/L	98%		70-130	1
Bromofluorobenzene	50.30		50.00	ug/L	101%		70-130	1

Type:	Matrix Spike Duplicate	Lab ID:	QC1343419	Batch:	396163
Matrix (Source ID):	Water (553839-001)	Method:	EPA 8260B	Prep Method:	EPA 5030B

QC1343419 Analyte	Result	Source Sample Result	Spiked	Units	Recovery	Qual	Limits	RPD	RPD Lim	DF
1,1-Dichloroethene	21.88	ND	20.00	ug/L	109%		62-131	12	31	1
MTBE	17.73	ND	20.00	ug/L	89%		61-124	4	30	1
Benzene	20.30	ND	20.00	ug/L	101%		70-123	8	31	1
Trichloroethene	21.14	ND	20.00	ug/L	106%		65-131	0	31	1
Toluene	18.83	ND	20.00	ug/L	94%		69-120	3	29	1
Chlorobenzene	20.20	ND	20.00	ug/L	101%		72-121	6	29	1
Surrogates										
Dibromofluoromethane	53.44		50.00	ug/L	107%		70-130			1
1,2-Dichloroethane-d4	50.74		50.00	ug/L	101%		70-130			1
Toluene-d8	49.20		50.00	ug/L	98%		70-130			1
Bromofluorobenzene	48.75		50.00	ug/L	97%		70-130			1

Type:	Blank	Lab ID:	QC1343451	Batch:	396184
Matrix:	Water	Method:	EPA 8270C-SIM	Prep Method:	EPA 3535

QC1343451 Analyte	Result	Qual	Units	RL	MDL	Prepared	Analyzed
1,4-Dioxane	ND		ug/L	1.0	0.87	02/23/26	02/23/26
Surrogates				**Limits**			
1,4-Dioxane-d8 (SUR)	95%		%REC	80-120		02/23/26	02/23/26

ENTHALPY ANALYTICAL

Batch QC

Type:	**Lab Control Sample**	**Lab ID:**	**QC1343452**	**Batch:**	**396184**
Matrix:	**Water**	**Method:**	**EPA 8270C-SIM**	**Prep Method:**	**EPA 3535**

QC1343452 Analyte	Result	Spiked	Units	Recovery	Qual	Limits
1,4-Dioxane	14.37	10.00	ug/L	144%	*	79-120
Surrogates						
1,4-Dioxane-d8 (SUR)	9.778	10.00	ug/L	98%		80-120

Type:	**Lab Control Sample Duplicate**	**Lab ID:**	**QC1343453**	**Batch:**	**396184**
Matrix:	**Water**	**Method:**	**EPA 8270C-SIM**	**Prep Method:**	**EPA 3535**

QC1343453 Analyte	Result	Spiked	Units	Recovery	Qual	Limits	RPD	RPD Lim
1,4-Dioxane	11.71	10.00	ug/L	117%		79-120	20	20
Surrogates								
1,4-Dioxane-d8 (SUR)	9.677	10.00	ug/L	97%		80-120		

Type:	**Blank**	**Lab ID:**	**QC1343858**	**Batch:**	**396304**
Matrix:	**Water**	**Method:**	**SM 4500-CN-E**	**Prep Method:**	**METHOD**

QC1343858 Analyte	Result	Qual	Units	RL	MDL	Prepared	Analyzed
Cyanide	0.0025	J	mg/L	0.0050	0.0017	02/24/26	02/25/26

Type:	**Lab Control Sample**	**Lab ID:**	**QC1343859**	**Batch:**	**396304**
Matrix:	**Water**	**Method:**	**SM 4500-CN-E**	**Prep Method:**	**METHOD**

QC1343859 Analyte	Result	Spiked	Units	Recovery	Qual	Limits
Cyanide	0.09980	0.1000	mg/L	100%		85-115

Type:	**Matrix Spike**	**Lab ID:**	**QC1343860**	**Batch:**	**396304**
Matrix (Source ID):	**Drinking Water (553823-001)**	**Method:**	**SM 4500-CN-E**	**Prep Method:**	**METHOD**

QC1343860 Analyte	Result	Source Sample Result	Spiked	Units	Recovery	Qual	Limits	DF
Cyanide	0.1036	ND	0.1000	mg/L	104%		80-120	0.5

Type:	**Matrix Spike Duplicate**	**Lab ID:**	**QC1343861**	**Batch:**	**396304**
Matrix (Source ID):	**Drinking Water (553823-001)**	**Method:**	**SM 4500-CN-E**	**Prep Method:**	**METHOD**

QC1343861 Analyte	Result	Source Sample Result	Spiked	Units	Recovery	Qual	Limits	RPD	RPD Lim	DF
Cyanide	0.1045	ND	0.1000	mg/L	105%		80-120	1	20	0.5

ENTHALPY ANALYTICAL

Batch QC

Type:	**Matrix Spike**	**Lab ID:**	**QC1344081**	**Batch:**	**396304**
Matrix (Source ID):	**Drinking Water (553824-001)**	**Method:**	**SM 4500-CN-E**	**Prep Method:**	**METHOD**

QC1344081 Analyte	Result	Source Sample Result	Spiked	Units	Recovery	Qual	Limits	DF
Cyanide	0.1050	ND	0.1000	mg/L	105%		80-120	0.5

Type:	**Matrix Spike Duplicate**	**Lab ID:**	**QC1344082**	**Batch:**	**396304**
Matrix (Source ID):	**Drinking Water (553824-001)**	**Method:**	**SM 4500-CN-E**	**Prep Method:**	**METHOD**

QC1344082 Analyte	Result	Source Sample Result	Spiked	Units	Recovery	Qual	Limits	RPD	RPD Lim	DF
Cyanide	0.09818	ND	0.1000	mg/L	98%		80-120	7	20	0.5

Type:	**Blank**	**Lab ID:**	**QC1343750**	**Batch:**	**396280**
Matrix:	**Water**	**Method:**	**SM 4500-S2-D**	**Prep Method:**	**METHOD**

QC1343750 Analyte	Result	Qual	Units	RL	MDL	Prepared	Analyzed
Sulfide	ND		mg/L	0.10		02/24/26	02/24/26

Type:	**Lab Control Sample**	**Lab ID:**	**QC1343751**	**Batch:**	**396280**
Matrix:	**Water**	**Method:**	**SM 4500-S2-D**	**Prep Method:**	**METHOD**

QC1343751 Analyte	Result	Spiked	Units	Recovery	Qual	Limits
Sulfide	0.9000	1.000	mg/L	90%		90-110

Type:	**Matrix Spike**	**Lab ID:**	**QC1343771**	**Batch:**	**396280**
Matrix (Source ID):	**Water (553952-001)**	**Method:**	**SM 4500-S2-D**	**Prep Method:**	**METHOD**

QC1343771 Analyte	Result	Source Sample Result	Spiked	Units	Recovery	Qual	Limits	DF
Sulfide	0.9000	ND	1.000	mg/L	90%		80-120	1

Type:	**Matrix Spike Duplicate**	**Lab ID:**	**QC1343772**	**Batch:**	**396280**
Matrix (Source ID):	**Water (553952-001)**	**Method:**	**SM 4500-S2-D**	**Prep Method:**	**METHOD**

QC1343772 Analyte	Result	Source Sample Result	Spiked	Units	Recovery	Qual	Limits	RPD	RPD Lim	DF
Sulfide	0.8000	ND	1.000	mg/L	80%		80-120	12	20	1

Type:	**Blank**	**Lab ID:**	**QC1343670**	**Batch:**	**396259**
Matrix:	**Sea Water**	**Method:**	**SM 5310B**	**Prep Method:**	**SM 5310B**

QC1343670 Analyte	Result	Qual	Units	RL	MDL	Prepared	Analyzed
Total Organic Carbon	ND		mg/L	1.0	0.49	02/24/26	02/24/26

ENTHALPY ANALYTICAL

Batch QC

Type: Lab Control Sample	Lab ID: QC1343671	Batch: 396259
Matrix: Sea Water	Method: SM 5310B	Prep Method: SM 5310B

QC1343671 Analyte	Result	Spiked	Units	Recovery	Qual	Limits
Total Organic Carbon	22.33	25.00	mg/L	89%		85-115

Type: Matrix Spike	Lab ID: QC1343672	Batch: 396259
Matrix (Source ID): Water (553960-001)	Method: SM 5310B	Prep Method: SM 5310B

QC1343672 Analyte	Result	Source Sample Result	Spiked	Units	Recovery	Qual	Limits	DF
Total Organic Carbon	60,900	46610	12500	mg/L	114%		75-125	500

Type: Matrix Spike Duplicate	Lab ID: QC1343673	Batch: 396259
Matrix (Source ID): Water (553960-001)	Method: SM 5310B	Prep Method: SM 5310B

QC1343673 Analyte	Result	Source Sample Result	Spiked	Units	Recovery	Qual	Limits	RPD	RPD Lim	DF
Total Organic Carbon	62,150	46610	12500	mg/L	124%		75-125	2	25	500

Type: Sample Duplicate	Lab ID: QC1343690	Batch: 396263
Matrix (Source ID): Water (553952-001)	Method: SM2130B	

QC1343690 Analyte	Result	Source Sample Result	Units	Qual	RPD	RPD Lim	DF
Turbidity	138.0	132.0	NTU		4	20	1

Type: Blank	Lab ID: QC1343410	Batch: 396165
Matrix: Water	Method: SM2320B	Prep Method: METHOD

QC1343410 Analyte	Result	Qual	Units	RL	MDL	Prepared	Analyzed
Bicarbonate	ND		mg/L	2.4		02/23/26	02/23/26
Alkalinity, Total as CaCO3	ND		mg/L	2.0		02/23/26	02/23/26

Type: Lab Control Sample	Lab ID: QC1343411	Batch: 396165
Matrix: Water	Method: SM2320B	Prep Method: METHOD

QC1343411 Analyte	Result	Spiked	Units	Recovery	Qual	Limits
Alkalinity, Total as CaCO3	99.25	100.0	mg/L	99%		90-110

ENTHALPY ANALYTICAL

Batch QC

Type:	Sample Duplicate	Lab ID:	QC1343412	Batch:	396165
Matrix (Source ID):	Water (553952-001)	Method:	SM2320B	Prep Method:	METHOD

QC1343412 Analyte	Result	Source Sample Result	Units	Qual	RPD	RPD Lim	DF
Bicarbonate	130.1	128.3	mg/L		1	20	2.5
Alkalinity, Total as CaCO3	116.5	115.0	mg/L		1	20	2.5

Type:	Sample Duplicate	Lab ID:	QC1343449	Batch:	396183
Matrix (Source ID):	Water (553952-001)	Method:	SM2510B	Prep Method:	METHOD

QC1343449 Analyte	Result	Source Sample Result	Units	Qual	RPD	RPD Lim	DF
Specific Conductance	691.2	690.2	umhos/cm		0	20	1

Type:	Blank	Lab ID:	QC1343442	Batch:	396181
Matrix:	Water	Method:	SM2540C	Prep Method:	METHOD

QC1343442 Analyte	Result	Qual	Units	RL	MDL	Prepared	Analyzed
Total Dissolved Solids	ND		mg/L	5.0		02/23/26	02/24/26

Type:	Lab Control Sample	Lab ID:	QC1343443	Batch:	396181
Matrix:	Water	Method:	SM2540C	Prep Method:	METHOD

QC1343443 Analyte	Result	Spiked	Units	Recovery	Qual	Limits
Total Dissolved Solids	995.5	1000	mg/L	100%		90-110

Type:	Sample Duplicate	Lab ID:	QC1343444	Batch:	396181
Matrix (Source ID):	Water (553538-004)	Method:	SM2540C	Prep Method:	METHOD

QC1343444 Analyte	Result	Source Sample Result	Units	Qual	RPD	RPD Lim	DF
Total Dissolved Solids	2,554	2538	mg/L		1	5	2

Type:	Blank	Lab ID:	QC1343389	Batch:	396148
Matrix:	Water	Method:	SM2540D	Prep Method:	METHOD

QC1343389 Analyte	Result	Qual	Units	RL	MDL	Prepared	Analyzed
Total Suspended Solids	ND		mg/L	0.5		02/23/26	02/24/26

Type:	Lab Control Sample	Lab ID:	QC1343390	Batch:	396148
Matrix:	Water	Method:	SM2540D	Prep Method:	METHOD

QC1343390 Analyte	Result	Spiked	Units	Recovery	Qual	Limits
Total Suspended Solids	99.00	100.0	mg/L	99%		90-110

ENTHALPY ANALYTICAL

Batch QC

Type:	Lab Control Sample Duplicate	Lab ID:	QC1343391	Batch:	396148
Matrix:	Water	Method:	SM2540D	Prep Method:	METHOD

QC1343391 Analyte	Result	Spiked	Units	Recovery	Qual	Limits	RPD	RPD Lim
Total Suspended Solids	99.05	100.0	mg/L	99%		90-110	0	5

Type:	Sample Duplicate	Lab ID:	QC1343394	Batch:	396148
Matrix (Source ID):	Water (553466-005)	Method:	SM2540D	Prep Method:	METHOD

QC1343394 Analyte	Result	Source Sample Result	Units	Qual	RPD	RPD Lim	DF
Total Suspended Solids	51.66	50.66	mg/L		2	5	1

Type:	Sample Duplicate	Lab ID:	QC1343395	Batch:	396148
Matrix (Source ID):	Water (553466-006)	Method:	SM2540D	Prep Method:	METHOD

QC1343395 Analyte	Result	Source Sample Result	Units	Qual	RPD	RPD Lim	DF
Total Suspended Solids	45.33	44.00	mg/L		3	5	1

Type:	Blank	Lab ID:	QC1343331	Batch:	396141
Matrix:	Water	Method:	SM5210B	Prep Method:	METHOD

QC1343331 Analyte	Result	Qual	Units	RL	MDL	Prepared	Analyzed
Biochemical Oxygen Demand	ND		mg/L	3.0		02/23/26 14:49	02/28/26 12:59

Type:	Lab Control Sample	Lab ID:	QC1343332	Batch:	396141
Matrix:	Water	Method:	SM5210B	Prep Method:	METHOD

QC1343332 Analyte	Result	Spiked	Units	Recovery	Qual	Limits
Biochemical Oxygen Demand	190.9	198.0	mg/L	96%		84.6-115.4

Type:	Sample Duplicate	Lab ID:	QC1343333	Batch:	396141
Matrix (Source ID):	Water (553345-007)	Method:	SM5210B	Prep Method:	METHOD

QC1343333 Analyte	Result	Source Sample Result	Units	Qual	RPD	RPD Lim	DF
Biochemical Oxygen Demand	652.2	621.6	mg/L		5	30	1

Type:	Blank	Lab ID:	QC1343574	Batch:	396214
Matrix:	Water	Method:	SM5220D	Prep Method:	SM 5220D

QC1343574 Analyte	Result	Qual	Units	RL	MDL	Prepared	Analyzed
Chemical Oxygen Demand	ND		mg/L	4.0	2.0	02/24/26	02/24/26

ENTHALPY ANALYTICAL

Batch QC

Type: Lab Control Sample	**Lab ID:** QC1343575	**Batch:** 396214
Matrix: Water	**Method:** SM5220D	**Prep Method:** SM 5220D

QC1343575 Analyte	Result	Spiked	Units	Recovery	Qual	Limits
Chemical Oxygen Demand	995.0	1000	mg/L	100%		90-110

Type: Matrix Spike	**Lab ID:** QC1343579	**Batch:** 396214
Matrix (Source ID): Water (553619-001)	**Method:** SM5220D	**Prep Method:** SM 5220D

QC1343579 Analyte	Result	Source Sample Result	Spiked	Units	Recovery	Qual	Limits	DF
Chemical Oxygen Demand	1,436	457.0	1000	mg/L	98%		75-125	2

Type: Matrix Spike Duplicate	**Lab ID:** QC1343580	**Batch:** 396214
Matrix (Source ID): Water (553619-001)	**Method:** SM5220D	**Prep Method:** SM 5220D

QC1343580 Analyte	Result	Source Sample Result	Spiked	Units	Recovery	Qual	Limits	RPD	RPD Lim	DF
Chemical Oxygen Demand	1,448	457.0	1000	mg/L	99%		75-125	1	20	2

* Value is outside QC limits

E Response exceeds instrument's linear range

J Estimated value

ND Not Detected

Laboratory Job Number 553952

Subcontracted Products

Pace Laboratories

Date of Report: 03/05/2026

David Tripp

Enthalpy Analytical - Orange
931 West Barkley Avenue
Orange, CA 92868

Client Project:	Chiquita Stormwater
Pace Project:	Chiquita Canyon Landfill Stormwater
Pace Work Order:	2602790
Invoice ID:	B532152

Enclosed are the results of analyses for samples received by the laboratory on 2/24/2026. If you have any questions concerning this report, please feel free to contact me.

Sincerely,

Contact Person: Ragen Williams
Client Service Rep

Steven Bennett
Operations Manager

The results in this report apply to the samples analyzed in accordance with the chain of custody document. This analytical report must be reproduced in its entirety.
All results listed in this report are for the exclusive use of the submitting party. Pace Analytical assumes no responsibility for report alteration, separation, detachment or third party interpretation.

Table of Contents

Sample Information

Chain of Custody and Cooler Receipt form 3
Laboratory / Client Sample Cross Reference 5

Sample Results

2602790-01 - SOUTH BASIN - STAGE 1-SW

Organo-Phosphorus Pesticide Analysis (EPA Method 8141A) 6

2602790-02 - SOUTH BASIN - STAGE 1-NW

Organo-Phosphorus Pesticide Analysis (EPA Method 8141A) 7

2602790-03 - SOUTH BASIN - EASTERN INLET

Organo-Phosphorus Pesticide Analysis (EPA Method 8141A) 8

Quality Control Reports

Organo-Phosphorus Pesticide Analysis (EPA Method 8141A)

Method Blank Analysis 9
Laboratory Control Sample 10

Notes

Notes and Definitions 11

ENTHALPY ANALYTICAL

931 West Barkley Ave
Orange, CA 92868
(714) 771-6900

26-02790

Subcontract Laboratory:
Pace Laboratories
4100 Atlas Court
Bakersfield, CA 93308
ATTN: Ragen Schallock
PO #: Required, to be sent via email

Enthalpy Order: EO-553952
PM: David Tripp
Email: david.tripp@enthalpy.com
CC: incomingreports@enthalpy.com
Phone: 657-581-4710

Results Due: 03/06/26
Report Level: II
Report To: MDL
EDDs: ELM_TransferOut (Standard Excel Transfer EDD, 3 tabs)

2602790

Notes:
CHIQUITA Stormwater

Sample ID	Collected	Lab ID	# Cont.	Matrix	Analysis Requested	Comment
SOUTH BASIN - STAGE 1-SW	23-FEB-2026 07:40	553952-001	1	Water	Organophosphorus Pesticides	-1
SOUTH BASIN - STAGE 1-NW	23-FEB-2026 07:50	553952-002	1	Water	Organophosphorus Pesticides	-2
SOUTH BASIN - EASTERN INLET	23-FEB-2026 08:25	553952-003	1	Water	Organophosphorus Pesticides	-3

Notes:	Relinquished By:	Received By:
	Date: 2-23-26 15:00	Date: 2/24/26 1032
	Date:	Date:
	Date:	Date:

CHK BY 102 DISTRIBUTION SUB OUT

The results in this report apply to the samples analyzed in accordance with the chain of custody document. This analytical report must be reproduced in its entirety.
All results listed in this report are for the exclusive use of the submitting party. Pace Analytical assumes no responsibility for report alteration, separation, detachment or third party interpretation.

Pace Analytical
ENVIRONMENTAL SCIENCES

Chain of Custody and Cooler Receipt Form for 2602790 Page 2 of 2

PACE ANALYTICAL — COOLER RECEIPT FORM — Page 1 Of 1

Submission #: 26-02790

SHIPPING INFORMATION
Fed Ex ☐ UPS ☐ GSO / GLS ☐ Hand Delivery ☐
Pace Lab Field Service ☒ Other ☐ (Specify)_____

SHIPPING CONTAINER
Ice Chest ☐ None ☐ Box ☒
Other ☐ (Specify)_____

FREE LIQUID
YES ☐ NO ☐
(W) / S

Refrigerant: Ice ☒ Blue Ice ☐ None ☐ Other ☐ Comments:

Custody Seals: Ice Chest ☐ Intact? Yes ☐ No ☐ Containers ☐ Intact? Yes ☐ No ☐ None ☒ Comments:

All samples received? Yes ☐ No ☐ All samples containers intact? Yes ☐ No ☐ Description(s) match COC? Yes ☐ No ☐

COC Received ☒ YES ☐ NO

Emissivity: 0.97 Container: NA Thermometer ID: 337
Temperature: (A) 1.6 °C / (C) 1.5 °C

Date/Time 2/24/16
Analyst Init JW 1032

SAMPLE CONTAINERS	SAMPLE NUMBERS 1	2	3	4	5	6	7	8	9	10
QT PE UNPRES										
4oz / 8oz / 16oz PE UNPRES										
2oz Cr^{+6}										
QT INORGANIC CHEMICAL METALS										
INORGANIC CHEMICAL METALS 4oz / 8oz / 16oz										
PT CYANIDE										
PT NITROGEN FORMS										
PT TOTAL SULFIDE										
2oz. NITRATE / NITRITE										
PT TOTAL ORGANIC CARBON										
PT CHEMICAL OXYGEN DEMAND										
PrA PHENOLICS										
40ml VOA VIAL TRAVEL BLANK										
40ml VOA VIAL										
QT EPA 1664B	A	A	A							
PT ODOR										
RADIOLOGICAL										
BACTERIOLOGICAL										
40 ml VOA VIAL - 504										
QT EPA 508/608.3/8081A										
QT EPA 515.1/8151A										
QT EPA 525.2										
QT EPA 525.2 TRAVEL BLANK										
40ml EPA 547										
40ml EPA 531.1										
8oz EPA 548.1										
QT EPA 549.2										
QT EPA 8015M										
QT EPA 8270C										
8oz / 16oz / 32oz AMBER										
8oz / 16oz / 32oz JAR										
SOIL SLEEVE										
PCB VIAL										
PLASTIC BAG										
TEDLAR BAG										
FERROUS IRON										
ENCORE										
SMART KIT										
SUMMA CANISTER										

Comments:
Sample Numbering Completed By: MOE Date/Time: 2-24-16 1134
A = Actual / C = Corrected

Rev 23 05/20/22
[S:\WPDocs\WordPerfect\LAB_UOCS\FORMS\SA\REC rev 20]

The results in this report apply to the samples analyzed in accordance with the chain of custody document. This analytical report must be reproduced in its entirety.
All results listed in this report are for the exclusive use of the submitting party. Pace Analytical assumes no responsibility for report alteration, separation, detachment or third party interpretation.

Pace Analytical®
ENVIRONMENTAL SCIENCES

Enthalpy Analytical - Orange	**Reported:** 03/05/2026 16:03
931 West Barkley Avenue	Project: Chiquita Canyon Landfill Stormwater
Orange, CA 92868	Project Number: Chiquita Stormwater
	Project Manager: David Tripp

Laboratory / Client Sample Cross Reference

Laboratory	Client Sample Information			
2602790-01	**COC Number:**	---	**Receive Date:**	02/24/2026 10:32
	Project Number:	---	**Sampling Date:**	02/23/2026 07:40
	Sampling Location:	---	**Sample Depth:**	---
	Sampling Point:	SOUTH BASIN - STAGE 1-SW	**Lab Matrix:**	Water
	Sampled By:	client	**Sample Type:**	Water
2602790-02	**COC Number:**	---	**Receive Date:**	02/24/2026 10:32
	Project Number:	---	**Sampling Date:**	02/23/2026 07:50
	Sampling Location:	---	**Sample Depth:**	---
	Sampling Point:	SOUTH BASIN - STAGE 1-NW	**Lab Matrix:**	Water
	Sampled By:	client	**Sample Type:**	Water
2602790-03	**COC Number:**	---	**Receive Date:**	02/24/2026 10:32
	Project Number:	---	**Sampling Date:**	02/23/2026 08:25
	Sampling Location:	---	**Sample Depth:**	---
	Sampling Point:	SOUTH BASIN - EASTERN INLET	**Lab Matrix:**	Water
	Sampled By:	client	**Sample Type:**	Water

The results in this report apply to the samples analyzed in accordance with the chain of custody document. This analytical report must be reproduced in its entirety.
All results listed in this report are for the exclusive use of the submitting party. Pace Analytical assumes no responsibility for report alteration, separation, detachment or third party interpretation.

Pace Analytical®
ENVIRONMENTAL SCIENCES

Enthalpy Analytical - Orange
931 West Barkley Avenue
Orange, CA 92868

Reported: 03/05/2026 16:03
Project: Chiquita Canyon Landfill Stormwater
Project Number: Chiquita Stormwater
Project Manager: David Tripp

Organo-Phosphorus Pesticide Analysis (EPA Method 8141A)

Pace Sample ID: 2602790-01 | **Client Sample Name:** SOUTH BASIN - STAGE 1-SW, 2/23/2026 7:40:00AM, client

Constituent	Result	Units	PQL	MDL	Method	MB Bias	Lab Quals	DCN
Azinphos methyl	ND	ug/L	0.50	0.12	EPA-8141A	ND		1
Bolstar	ND	ug/L	0.20	0.050	EPA-8141A	ND		1
Chlorpyrifos	ND	ug/L	0.20	0.050	EPA-8141A	ND		1
Coumaphos	ND	ug/L	0.50	0.11	EPA-8141A	ND		1
Demeton O/S	ND	ug/L	0.20	0.056	EPA-8141A	ND		1
Diazinon	ND	ug/L	0.20	0.050	EPA-8141A	ND		1
Dichlorvos	ND	ug/L	0.20	0.050	EPA-8141A	ND		1
Disulfoton	ND	ug/L	0.20	0.050	EPA-8141A	ND		1
Ethoprop	ND	ug/L	0.20	0.052	EPA-8141A	ND		1
Fensulfothion	ND	ug/L	0.20	0.051	EPA-8141A	ND		1
Fenthion	ND	ug/L	0.20	0.050	EPA-8141A	ND		1
Merphos	ND	ug/L	0.20	0.050	EPA-8141A	ND		1
Methyl parathion	ND	ug/L	0.20	0.050	EPA-8141A	ND		1
Mevinphos	ND	ug/L	0.20	0.050	EPA-8141A	ND		1
Naled	ND	ug/L	0.50	0.17	EPA-8141A	ND		1
Phorate	ND	ug/L	0.20	0.066	EPA-8141A	ND		1
Ronnel (Fenchlorphos)	ND	ug/L	0.20	0.050	EPA-8141A	ND		1
Stirophos (Tetrachlorvinphos)	ND	ug/L	0.20	0.082	EPA-8141A	ND		1
Tokuthion (Prothiofos)	ND	ug/L	0.20	0.050	EPA-8141A	ND		1
Trichloronate	ND	ug/L	0.20	0.050	EPA-8141A	ND		1
Triphenylphosphate (Surrogate)	35.6	%	50 - 130 (LCL - UCL)		EPA-8141A		S09	1

DCN	Method	Prep Date	Run Date/Time	Analyst	Instrument	Dilution	QC Batch ID	Prep Method
1	EPA-8141A	03/02/26 17:00	03/04/26 10:06	IJC	GC-18	0.966	B228048	EPA 3510C

DCN = Data Continuation Number

The results in this report apply to the samples analyzed in accordance with the chain of custody document. This analytical report must be reproduced in its entirety.
All results listed in this report are for the exclusive use of the submitting party. Pace Analytical assumes no responsibility for report alteration, separation, detachment or third party interpretation.

Pace Analytical®
ENVIRONMENTAL SCIENCES

Enthalpy Analytical - Orange
931 West Barkley Avenue
Orange, CA 92868

Reported: 03/05/2026 16:03
Project: Chiquita Canyon Landfill Stormwater
Project Number: Chiquita Stormwater
Project Manager: David Tripp

Organo-Phosphorus Pesticide Analysis (EPA Method 8141A)

Pace Sample ID: 2602790-02 | **Client Sample Name:** SOUTH BASIN - STAGE 1-NW, 2/23/2026 7:50:00AM, client

Constituent	Result	Units	PQL	MDL	Method	MB Bias	Lab Quals	DCN
Azinphos methyl	ND	ug/L	0.50	0.12	EPA-8141A	ND		1
Bolstar	ND	ug/L	0.20	0.050	EPA-8141A	ND		1
Chlorpyrifos	ND	ug/L	0.20	0.050	EPA-8141A	ND		1
Coumaphos	ND	ug/L	0.50	0.11	EPA-8141A	ND		1
Demeton O/S	ND	ug/L	0.20	0.056	EPA-8141A	ND		1
Diazinon	ND	ug/L	0.20	0.050	EPA-8141A	ND		1
Dichlorvos	ND	ug/L	0.20	0.050	EPA-8141A	ND		1
Disulfoton	ND	ug/L	0.20	0.050	EPA-8141A	ND		1
Ethoprop	ND	ug/L	0.20	0.052	EPA-8141A	ND		1
Fensulfothion	ND	ug/L	0.20	0.051	EPA-8141A	ND		1
Fenthion	ND	ug/L	0.20	0.050	EPA-8141A	ND		1
Merphos	ND	ug/L	0.20	0.050	EPA-8141A	ND		1
Methyl parathion	ND	ug/L	0.20	0.050	EPA-8141A	ND		1
Mevinphos	ND	ug/L	0.20	0.050	EPA-8141A	ND		1
Naled	ND	ug/L	0.50	0.17	EPA-8141A	ND		1
Phorate	ND	ug/L	0.20	0.066	EPA-8141A	ND		1
Ronnel (Fenchlorphos)	ND	ug/L	0.20	0.050	EPA-8141A	ND		1
Stirophos (Tetrachlorvinphos)	ND	ug/L	0.20	0.082	EPA-8141A	ND		1
Tokuthion (Prothiofos)	ND	ug/L	0.20	0.050	EPA-8141A	ND		1
Trichloronate	ND	ug/L	0.20	0.050	EPA-8141A	ND		1
Triphenylphosphate (Surrogate)	47.8	%	50 - 130 (LCL - UCL)		EPA-8141A		S09	1

DCN	Method	Prep Date	Run Date/Time	Analyst	Instrument	Dilution	QC Batch ID	Prep Method
1	EPA-8141A	03/02/26 17:00	03/04/26 10:36	IJC	GC-18	0.943	B228048	EPA 3510C

DCN = Data Continuation Number

The results in this report apply to the samples analyzed in accordance with the chain of custody document. This analytical report must be reproduced in its entirety.
All results listed in this report are for the exclusive use of the submitting party. Pace Analytical assumes no responsibility for report alteration, separation, detachment or third party interpretation.

Pace Analytical®
ENVIRONMENTAL SCIENCES

Enthalpy Analytical - Orange
931 West Barkley Avenue
Orange, CA 92868

Reported: 03/05/2026 16:03
Project: Chiquita Canyon Landfill Stormwater
Project Number: Chiquita Stormwater
Project Manager: David Tripp

Organo-Phosphorus Pesticide Analysis (EPA Method 8141A)

Pace Sample ID: 2602790-03 | **Client Sample Name:** SOUTH BASIN - EASTERN INLET, 2/23/2026 8:25:00AM, client

Constituent	Result	Units	PQL	MDL	Method	MB Bias	Lab Quals	DCN
Azinphos methyl	ND	ug/L	0.50	0.12	EPA-8141A	ND		1
Bolstar	ND	ug/L	0.20	0.050	EPA-8141A	ND		1
Chlorpyrifos	ND	ug/L	0.20	0.050	EPA-8141A	ND		1
Coumaphos	ND	ug/L	0.50	0.11	EPA-8141A	ND		1
Demeton O/S	ND	ug/L	0.20	0.056	EPA-8141A	ND		1
Diazinon	ND	ug/L	0.20	0.050	EPA-8141A	ND		1
Dichlorvos	ND	ug/L	0.20	0.050	EPA-8141A	ND		1
Disulfoton	ND	ug/L	0.20	0.050	EPA-8141A	ND		1
Ethoprop	ND	ug/L	0.20	0.052	EPA-8141A	ND		1
Fensulfothion	ND	ug/L	0.20	0.051	EPA-8141A	ND		1
Fenthion	ND	ug/L	0.20	0.050	EPA-8141A	ND		1
Merphos	ND	ug/L	0.20	0.050	EPA-8141A	ND		1
Methyl parathion	ND	ug/L	0.20	0.050	EPA-8141A	ND		1
Mevinphos	ND	ug/L	0.20	0.050	EPA-8141A	ND		1
Naled	ND	ug/L	0.50	0.17	EPA-8141A	ND		1
Phorate	ND	ug/L	0.20	0.066	EPA-8141A	ND		1
Ronnel (Fenchlorphos)	ND	ug/L	0.20	0.050	EPA-8141A	ND		1
Stirophos (Tetrachlorvinphos)	ND	ug/L	0.20	0.082	EPA-8141A	ND		1
Tokuthion (Prothiofos)	ND	ug/L	0.20	0.050	EPA-8141A	ND		1
Trichloronate	ND	ug/L	0.20	0.050	EPA-8141A	ND		1
Triphenylphosphate (Surrogate)	81.2	%	50 - 130 (LCL - UCL)		EPA-8141A			1

DCN	Method	Prep Date	Run Date/Time	Analyst	Instrument	Dilution	QC Batch ID	Prep Method
1	EPA-8141A	03/02/26 17:00	03/04/26 11:06	IJC	GC-18	0.978	B228048	EPA 3510C

DCN = Data Continuation Number

The results in this report apply to the samples analyzed in accordance with the chain of custody document. This analytical report must be reproduced in its entirety.
All results listed in this report are for the exclusive use of the submitting party. Pace Analytical assumes no responsibility for report alteration, separation, detachment or third party interpretation.

Enthalpy Analytical - Orange
931 West Barkley Avenue
Orange, CA 92868

Reported: 03/05/2026 16:03
Project: Chiquita Canyon Landfill Stormwater
Project Number: Chiquita Stormwater
Project Manager: David Tripp

Organo-Phosphorus Pesticide Analysis (EPA Method 8141A)

Quality Control Report - Method Blank Analysis

Constituent	QC Sample ID	MB Result	Units	PQL	MDL	Lab Quals	Run #
QC Batch ID: B228048							
Azinphos methyl	B228048-BLK1	ND	ug/L	0.50	0.12		1
Bolstar	B228048-BLK1	ND	ug/L	0.20	0.050		1
Chlorpyrifos	B228048-BLK1	ND	ug/L	0.20	0.050		1
Coumaphos	B228048-BLK1	ND	ug/L	0.50	0.11		1
Demeton O/S	B228048-BLK1	ND	ug/L	0.20	0.056		1
Diazinon	B228048-BLK1	ND	ug/L	0.20	0.050		1
Dichlorvos	B228048-BLK1	ND	ug/L	0.20	0.050		1
Disulfoton	B228048-BLK1	ND	ug/L	0.20	0.050		1
Ethoprop	B228048-BLK1	ND	ug/L	0.20	0.052		1
Fensulfothion	B228048-BLK1	ND	ug/L	0.20	0.051		1
Fenthion	B228048-BLK1	ND	ug/L	0.20	0.050		1
Merphos	B228048-BLK1	ND	ug/L	0.20	0.050		1
Methyl parathion	B228048-BLK1	ND	ug/L	0.20	0.050		1
Mevinphos	B228048-BLK1	ND	ug/L	0.20	0.050		1
Naled	B228048-BLK1	ND	ug/L	0.50	0.17		1
Phorate	B228048-BLK1	ND	ug/L	0.20	0.066		1
Ronnel (Fenchlorphos)	B228048-BLK1	ND	ug/L	0.20	0.050		1
Stirophos (Tetrachlorvinphos)	B228048-BLK1	ND	ug/L	0.20	0.082		1
Tokuthion (Prothiofos)	B228048-BLK1	ND	ug/L	0.20	0.050		1
Trichloronate	B228048-BLK1	ND	ug/L	0.20	0.050		1
Triphenylphosphate (Surrogate)	**B228048-BLK1**	**103**	%	**50 - 130 (LCL - UCL)**			1

Run #	QC Sample ID	QC Type	Method	Prep Date	Run Date Time	Analyst	Instrument	Dilution
1	B228048-BLK1	PB	EPA-8141A	03/02/26	03/04/26 08:37	IJC	GC-18	1

The results in this report apply to the samples analyzed in accordance with the chain of custody document. This analytical report must be reproduced in its entirety.
All results listed in this report are for the exclusive use of the submitting party. Pace Analytical assumes no responsibility for report alteration, separation, detachment or third party interpretation.

Pace Analytical
ENVIRONMENTAL SCIENCES

Enthalpy Analytical - Orange
931 West Barkley Avenue
Orange, CA 92868

Reported: 03/05/2026 16:03
Project: Chiquita Canyon Landfill Stormwater
Project Number: Chiquita Stormwater
Project Manager: David Tripp

Organo-Phosphorus Pesticide Analysis (EPA Method 8141A)

Quality Control Report - Laboratory Control Sample

Constituent	QC Sample ID	Type	Result	Spike Level	Units	Percent Recovery	RPD	Control Limits Percent Recovery	Control Limits RPD	Lab Quals	Run #
QC Batch ID: B228048											
Bolstar	B228048-BS1	LCS	1.6500	2.0000	ug/L	82.5		50 - 130			1
	B228048-BSD1	LCSD	1.6700	2.0000	ug/L	83.5	1.2	50 - 130	30		2
Chlorpyrifos	B228048-BS1	LCS	1.7850	2.0000	ug/L	89.2		60 - 120			1
	B228048-BSD1	LCSD	1.7250	2.0000	ug/L	86.2	3.4	60 - 120	30		2
Diazinon	B228048-BS1	LCS	1.7200	2.0000	ug/L	86.0		60 - 130			1
	B228048-BSD1	LCSD	1.7350	2.0000	ug/L	86.8	0.9	60 - 130	30		2
Methyl parathion	B228048-BS1	LCS	1.7850	2.0000	ug/L	89.2		60 - 120			1
	B228048-BSD1	LCSD	1.7550	2.0000	ug/L	87.8	1.7	60 - 120	30		2
Mevinphos	B228048-BS1	LCS	1.5100	2.0000	ug/L	75.5		50 - 120			1
	B228048-BSD1	LCSD	1.5100	2.0000	ug/L	75.5	0	50 - 120	30		2
Ronnel (Fenchlorphos)	B228048-BS1	LCS	1.8050	2.0000	ug/L	90.2		50 - 120			1
	B228048-BSD1	LCSD	1.8950	2.0000	ug/L	94.8	4.9	50 - 120	30		2
Stirophos (Tetrachlorvinphos)	B228048-BS1	LCS	1.7850	2.0000	ug/L	89.2		50 - 120			1
	B228048-BSD1	LCSD	1.7550	2.0000	ug/L	87.8	1.7	50 - 120	30		2
Triphenylphosphate (Surrogate)	B228048-BS1	LCS	2.0350	2.5000	ug/L	81.4		50 - 130			1
	B228048-BSD1	LCSD	2.0150	2.5000	ug/L	80.6	1.0	50 - 130			2

Run #	QC Sample ID	QC Type	Method	Prep Date	Run Date Time	Analyst	Instrument	Dilution
1	B228048-BS1	LCS	EPA-8141A	03/02/26	03/04/26 09:07	IJC	GC-18	1
2	B228048-BSD1	LCSD	EPA-8141A	03/02/26	03/04/26 09:36	IJC	GC-18	1

The results in this report apply to the samples analyzed in accordance with the chain of custody document. This analytical report must be reproduced in its entirety.
All results listed in this report are for the exclusive use of the submitting party. Pace Analytical assumes no responsibility for report alteration, separation, detachment or third party interpretation.

Enthalpy Analytical - Orange
931 West Barkley Avenue
Orange, CA 92868

Reported: 03/05/2026 16:03
Project: Chiquita Canyon Landfill Stormwater
Project Number: Chiquita Stormwater
Project Manager: David Tripp

Notes And Definitions

MDL	Method Detection Limit
ND	Analyte Not Detected
PQL	Practical Quantitation Limit
S09	The surrogate recovery for this compound was not within the control limits.

The results in this report apply to the samples analyzed in accordance with the chain of custody document. This analytical report must be reproduced in its entirety.
All results listed in this report are for the exclusive use of the submitting party. Pace Analytical assumes no responsibility for report alteration, separation, detachment or third party interpretation.

Laboratory Job Number 553952

Subcontracted Products

McCampbell Analytical, Inc.

McCampbell Analytical, Inc.

"When Quality Counts"

Analytical Report

WorkOrder:	2602K09	**Amended:**	03/13/2026
		Revision:	1
Report Created for:	Enthalpy Analytical		
	931 West Barkley Avenue Orange, CA 92868		
Project Contact:	David Tripp		
Project P.O.:	079649		
Project:	EO-553952		
Project Location:			
Project Received:	02/26/2026		

Analytical Report reviewed & approved for release on 03/02/2026 by:

Tracy Babjar

Project Manager

The report shall not be reproduced except in full, without the written approval of the laboratory. The analytical results relate only to the items tested. Results reported conform to the most current regulatory standards, where applicable, unless otherwise stated.

1534 Willow Pass Rd. Pittsburg, CA 94565 ♦ TEL: (877) 252-9262 ♦ FAX: (925) 252-9269 ♦ www.mccampbell.com

CA ELAP 1644 ♦ ORELAP (NELAP) 4033 ♦ AIHA-LAP ID#232255 ♦ DoD-ELAP Cert # L22-757

McCampbell Analytical, Inc.
"When Quality Counts"

1534 Willow Pass Road, Pittsburg, CA 94565-1701
Toll Free Telephone: (877) 252-9262 / Fax: (925) 252-9269
http://www.mccampbell.com / E-mail: main@mccampbell.com

Revision History

Client: Enthalpy Analytical **WorkOrder:** 2602K09
Project: EO-553952

Date	Revision	Reason
03/13/2026	1	Revised to report 8151 data less dilute.

McCampbell Analytical, Inc.
"When Quality Counts"

1534 Willow Pass Road, Pittsburg, CA 94565-1701
Toll Free Telephone: (877) 252-9262 / Fax: (925) 252-9269
http://www.mccampbell.com / E-mail: main@mccampbell.com

Glossary of Terms & Qualifier Definitions

Client: Enthalpy Analytical **WorkOrder:** 2602K09

Project: EO-553952

Glossary Abbreviation

%D	Serial Dilution Percent Difference
95% Interval	95% Confident Interval
CCV	Continuing Calibration Verification.
CCV REC (%)	The % recovery of Continuing Calibration Verification
DF	Dilution Factor
DI WET	(DISTLC) Waste Extraction Test using DI water
DISS	Dissolved (sample filtered using a 0.45 µm filter size)
DLT	Dilution Test (Serial Dilution)
DUP	Duplicate
EDL	Estimated Detection Limit
ITEF	International Toxicity Equivalence Factor
LCS	Laboratory Control Sample
LCS2	Second LCS for the batch. Spike level is lower than that for the first LCS; applicable to method 1633.
LQL	Lowest Quantitation Level
MB	Method Blank
MB IS/SS % Rec	% Recovery of Internal Standard or Surrogate in Method Blank, if applicable
MB SS % Rec	% Recovery of Surrogate in Method Blank, if applicable
MDL	Method Detection Limit [1]
ML	Minimum Level of Quantitation
MS	Matrix Spike
MSD	Matrix Spike Duplicate
NA	Not Applicable
ND	Not detected at or above the indicated MDL (if present) or RL.
NR	Data Not Reported due to matrix interference or insufficient sample amount.
PDS	Post Digestion Spike
PF	Prep Factor
RD	Relative Difference
RL	Reporting Limit [2]
RPD	Relative Percent Difference
RRT	Relative Retention Time
RSD	Relative Standard Deviation
SPK Val	Spike Value
SPKRef Val	Spike Reference Value
SPLP	Synthetic Precipitation Leachate Procedure

[1] MDL is the minimum measured concentration of a substance that can be reported with 99% confidence that the measured concentration is distinguishable from method blank results. Definition and Procedure for the Determination of the Method Detection Limit, Revision 2, 40CFR, Part 136, Appendix B, EPA 821-R-16-006, December 2016. Values are based upon our default extraction volume/amount and are subject to change.

[2] RL is the lowest level that can be reliably determined within specified limits of precision and accuracy during routine laboratory operating conditions. (The RL cannot be lower than the lowest calibration standard used in the initial calibration of the instrument and must be greater than the MDL.) Values are based upon our default extraction volume/amount and are subject to change.

McCampbell Analytical, Inc.
"When Quality Counts"

1534 Willow Pass Road, Pittsburg, CA 94565-1701
Toll Free Telephone: (877) 252-9262 / Fax: (925) 252-9269
http://www.mccampbell.com / E-mail: main@mccampbell.com

Glossary of Terms & Qualifier Definitions

Client: Enthalpy Analytical **WorkOrder:** 2602K09

Project: EO-553952

TCLP	Toxicity Characteristic Leachate Procedure
TEQ	Toxicity Equivalents
TNTC	"Too Numerous to Count;" greater than 250 colonies observed on the plate.
TPH-Diesel	Sample results for semi-volatile TPH (diesel, kerosene, oil, etc) were calculated using a background subtraction procedure to correct for instrument baseline rise (column bleed) as described in Sec 7.7.2.2 of EPA 8015 B, C.
TZA	TimeZone Net Adjustment for sample collected outside of MAI's Coordinated Universal Time (UTC). (Adjustment for Daylight Saving is not accounted.)
WET (STLC)	Waste Extraction Test (Soluble Threshold Limit Concentration)

Analytical Qualifiers

a3	Sample diluted due to high organic content interfering with quantitative/or qualitative analysis.

McCampbell Analytical, Inc.
"When Quality Counts"

1534 Willow Pass Road, Pittsburg, CA 94565-1701
Toll Free Telephone: (877) 252-9262 / Fax: (925) 252-9269
http://www.mccampbell.com / E-mail: main@mccampbell.com

Analytical Report

Client:	Enthalpy Analytical	**WorkOrder:**	2602K09
Date Received:	02/26/2026 10:04	**Extraction Method:**	E8151A
Date Prepared:	02/27/2026	**Analytical Method:**	E8151A
Project:	EO-553952	**Unit:**	µg/L

Chlorinated Herbicides by GC-ECD

Client ID	Lab ID	Matrix	Date Collected	Instrument FileID	Batch ID
SOUTH BASIN-STAGE-1-SW	2602K09-001A	Water	02/23/2026 07:40	GC15A 03112635.D	336546

Analytes	Result	MDL	RL	DF	Date Analyzed
Acifluorfen	ND	0.53	1.0	1	03/11/2026 22:09
Bentazon	ND	0.32	1.0	1	03/11/2026 22:09
Chloramben	ND	0.64	1.0	1	03/11/2026 22:09
2,4-D (Dichlorophenoxyacetic acid)	ND	0.079	0.20	1	03/11/2026 22:09
2,4-DB	ND	0.42	1.0	1	03/11/2026 22:09
Dalapon	ND	0.77	1.0	1	03/11/2026 22:09
DCPA (mono & diacid)	ND	0.50	1.0	1	03/11/2026 22:09
Dicamba	ND	0.074	0.20	1	03/11/2026 22:09
3,5-Dichlorobenzoic Acid	ND	0.24	1.0	1	03/11/2026 22:09
Dichloroprop	ND	0.35	1.0	1	03/11/2026 22:09
Dinoseb (DNBP)	ND	0.30	1.0	1	03/11/2026 22:09
MCPA	ND	1.3	2.0	1	03/11/2026 22:09
MCPP	ND	1.2	2.0	1	03/11/2026 22:09
4-Nitrophenol	ND	0.77	1.0	1	03/11/2026 22:09
Pentachlorophenol (PCP)	ND	0.055	0.20	1	03/11/2026 22:09
Picloram	ND	0.38	1.0	1	03/11/2026 22:09
2,4,5-T (Trichlorophenoxy acetic acid)	ND	0.10	0.20	1	03/11/2026 22:09
2,4,5-TP (Silvex)	ND	0.16	0.50	1	03/11/2026 22:09

Surrogates	REC (%)	Limits	DF	
DCAA	71	60-140	1	03/11/2026 22:09

Analyst(s): DP

(Cont.)

McCampbell Analytical, Inc.
"When Quality Counts"

1534 Willow Pass Road, Pittsburg, CA 94565-1701
Toll Free Telephone: (877) 252-9262 / Fax: (925) 252-9269
http://www.mccampbell.com / E-mail: main@mccampbell.com

Analytical Report

Client:	Enthalpy Analytical	**WorkOrder:**	2602K09
Date Received:	02/26/2026 10:04	**Extraction Method:**	E8151A
Date Prepared:	02/27/2026	**Analytical Method:**	E8151A
Project:	EO-553952	**Unit:**	µg/L

Chlorinated Herbicides by GC-ECD

Client ID	Lab ID	Matrix	Date Collected	Instrument FileID	Batch ID
SOUTH BASIN-STAGE 1-NW	2602K09-002A	Water	02/23/2026 07:50	GC15A 03112636.D	336546

Analytes	Result	MDL	RL	DF	Date Analyzed
Acifluorfen	ND	0.53	1.0	1	03/11/2026 22:34
Bentazon	ND	0.32	1.0	1	03/11/2026 22:34
Chloramben	ND	0.64	1.0	1	03/11/2026 22:34
2,4-D (Dichlorophenoxyacetic acid)	ND	0.079	0.20	1	03/11/2026 22:34
2,4-DB	ND	0.42	1.0	1	03/11/2026 22:34
Dalapon	ND	0.77	1.0	1	03/11/2026 22:34
DCPA (mono & diacid)	ND	0.50	1.0	1	03/11/2026 22:34
Dicamba	ND	0.074	0.20	1	03/11/2026 22:34
3,5-Dichlorobenzoic Acid	ND	0.24	1.0	1	03/11/2026 22:34
Dichloroprop	ND	0.35	1.0	1	03/11/2026 22:34
Dinoseb (DNBP)	ND	0.30	1.0	1	03/11/2026 22:34
MCPA	ND	1.3	2.0	1	03/11/2026 22:34
MCPP	ND	1.2	2.0	1	03/11/2026 22:34
4-Nitrophenol	ND	0.77	1.0	1	03/11/2026 22:34
Pentachlorophenol (PCP)	ND	0.055	0.20	1	03/11/2026 22:34
Picloram	ND	0.38	1.0	1	03/11/2026 22:34
2,4,5-T (Trichlorophenoxy acetic acid)	ND	0.10	0.20	1	03/11/2026 22:34
2,4,5-TP (Silvex)	ND	0.16	0.50	1	03/11/2026 22:34

Surrogates	REC (%)	Limits	DF	
DCAA	106	60-140	1	03/11/2026 22:34

Analyst(s): DP

(Cont.)

McCampbell Analytical, Inc.
"When Quality Counts"

1534 Willow Pass Road, Pittsburg, CA 94565-1701
Toll Free Telephone: (877) 252-9262 / Fax: (925) 252-9269
http://www.mccampbell.com / E-mail: main@mccampbell.com

Analytical Report

Client:	Enthalpy Analytical	**WorkOrder:**	2602K09
Date Received:	02/26/2026 10:04	**Extraction Method:**	E8151A
Date Prepared:	02/27/2026	**Analytical Method:**	E8151A
Project:	EO-553952	**Unit:**	µg/L

Chlorinated Herbicides by GC-ECD

Client ID	Lab ID	Matrix	Date Collected	Instrument FileID	Batch ID
SOUTH BASIN-EASTERN INLET	2602K09-003A	Water	02/23/2026 08:25	GC15A 03112637.D	336546

Analytes	Result	MDL	RL	DF	Date Analyzed
Acifluorfen	ND	0.53	1.0	1	03/11/2026 22:59
Bentazon	ND	0.32	1.0	1	03/11/2026 22:59
Chloramben	ND	0.64	1.0	1	03/11/2026 22:59
2,4-D (Dichlorophenoxyacetic acid)	ND	0.079	0.20	1	03/11/2026 22:59
2,4-DB	ND	0.42	1.0	1	03/11/2026 22:59
Dalapon	ND	0.77	1.0	1	03/11/2026 22:59
DCPA (mono & diacid)	ND	0.50	1.0	1	03/11/2026 22:59
Dicamba	ND	0.074	0.20	1	03/11/2026 22:59
3,5-Dichlorobenzoic Acid	ND	0.24	1.0	1	03/11/2026 22:59
Dichloroprop	ND	0.35	1.0	1	03/11/2026 22:59
Dinoseb (DNBP)	ND	0.30	1.0	1	03/11/2026 22:59
MCPA	ND	1.3	2.0	1	03/11/2026 22:59
MCPP	ND	1.2	2.0	1	03/11/2026 22:59
4-Nitrophenol	ND	0.77	1.0	1	03/11/2026 22:59
Pentachlorophenol (PCP)	ND	0.055	0.20	1	03/11/2026 22:59
Picloram	ND	0.38	1.0	1	03/11/2026 22:59
2,4,5-T (Trichlorophenoxy acetic acid)	ND	0.10	0.20	1	03/11/2026 22:59
2,4,5-TP (Silvex)	ND	0.16	0.50	1	03/11/2026 22:59

Surrogates	REC (%)	Limits	DF	
DCAA	97	60-140	1	03/11/2026 22:59

Analyst(s): DP

McCampbell Analytical, Inc.
"When Quality Counts"

1534 Willow Pass Road, Pittsburg, CA 94565-1701
Toll Free Telephone: (877) 252-9262 / Fax: (925) 252-9269
http://www.mccampbell.com / E-mail: main@mccampbell.com

Analytical Report

Client:	Enthalpy Analytical	**WorkOrder:**	2602K09
Date Received:	02/26/2026 10:04	**Extraction Method:**	RSK175
Date Prepared:	02/27/2026	**Analytical Method:**	RSK175
Project:	EO-553952	**Unit:**	µg/L

Dissolved Carbon Dioxide by RSK 175

Client ID	Lab ID	Matrix	Date Collected	Instrument FileID	Batch ID
SOUTH BASIN-STAGE-1-SW	2602K09-001B	Water	02/23/2026 07:40	GC26 0227260904.D	336681

Analytes	Result	MDL	RL	DF	Date Analyzed
Carbon Dioxide	**670**	50	50	1	02/27/2026 14:30

Analyst(s): CLO

Client ID	Lab ID	Matrix	Date Collected	Instrument FileID	Batch ID
SOUTH BASIN-STAGE 1-NW	2602K09-002B	Water	02/23/2026 07:50	GC26 0227260905.D	336681

Analytes	Result	MDL	RL	DF	Date Analyzed
Carbon Dioxide	**730**	50	50	1	02/27/2026 14:54

Analyst(s): CLO

Client ID	Lab ID	Matrix	Date Collected	Instrument FileID	Batch ID
SOUTH BASIN-EASTERN INLET	2602K09-003B	Water	02/23/2026 08:25	GC26 0227260906.D	336681

Analytes	Result	MDL	RL	DF	Date Analyzed
Carbon Dioxide	**290**	50	50	1	02/27/2026 15:56

Analyst(s): CLO

McCampbell Analytical, Inc.
"When Quality Counts"

1534 Willow Pass Road, Pittsburg, CA 94565-1701
Toll Free Telephone: (877) 252-9262 / Fax: (925) 252-9269
http://www.mccampbell.com / E-mail: main@mccampbell.com

Quality Control Report

Client:	Enthalpy Analytical	**WorkOrder:**	2602K09
Date Prepared:	02/27/2026	**BatchID:**	336546
Date Analyzed:	02/27/2026	**Extraction Method:**	E8151A
Instrument:	GC15A	**Analytical Method:**	E8151A
Matrix:	Water	**Unit:**	µg/L
Project:	EO-553952	**Sample ID:**	MB/LCS/LCSD-336546

QC Summary Report for E8151A

Analyte	MB Result	MDL	RL	SPK Val	MB IS/SS %REC	MB IS/SS Limits
Acifluorfen	ND	0.53	1.0	-	-	-
Bentazon	ND	0.32	1.0	-	-	-
Chloramben	ND	0.64	1.0	-	-	-
2,4-D (Dichlorophenoxyacetic acid)	ND	0.079	0.20	-	-	-
2,4-DB	ND	0.42	1.0	-	-	-
Dalapon	ND	0.77	1.0	-	-	-
DCPA (mono & diacid)	ND	0.50	1.0	-	-	-
Dicamba	ND	0.074	0.20	-	-	-
3,5-Dichlorobenzoic Acid	ND	0.24	1.0	-	-	-
Dichloroprop	ND	0.35	1.0	-	-	-
Dinoseb (DNBP)	ND	0.30	1.0	-	-	-
MCPA	ND	1.3	2.0	-	-	-
MCPP	ND	1.2	2.0	-	-	-
4-Nitrophenol	ND	0.77	1.0	-	-	-
Pentachlorophenol (PCP)	ND	0.055	0.20	-	-	-
Picloram	ND	0.38	1.0	-	-	-
2,4,5-T (Trichlorophenoxy acetic acid)	ND	0.10	0.20	-	-	-
2,4,5-TP (Silvex)	ND	0.16	0.50	-	-	-
Surrogate Recovery						
DCAA	9.3			10	93	70-130

(Cont.)

McCampbell Analytical, Inc.
"When Quality Counts"

1534 Willow Pass Road, Pittsburg, CA 94565-1701
Toll Free Telephone: (877) 252-9262 / Fax: (925) 252-9269
http://www.mccampbell.com / E-mail: main@mccampbell.com

Quality Control Report

Client:	Enthalpy Analytical	**WorkOrder:**	2602K09
Date Prepared:	02/27/2026	**BatchID:**	336546
Date Analyzed:	02/27/2026	**Extraction Method:**	E8151A
Instrument:	GC15A	**Analytical Method:**	E8151A
Matrix:	Water	**Unit:**	µg/L
Project:	EO-553952	**Sample ID:**	MB/LCS/LCSD-336546

QC Summary Report for E8151A

Analyte	LCS Result	LCSD Result	SPK Val	LCS %REC	LCSD %REC	LCS/LCSD Limits	RPD	RPD Limit
Acifluorfen	8.7	9.3	10	87	93	70-130	6.79	30
Bentazon	8.9	9.2	10	89	92	70-130	3.54	30
Chloramben	10	11	10	104	111	70-130	7.14	30
2,4-D (Dichlorophenoxyacetic acid)	8.4	9.1	10	84	91	70-130	8.42	30
2,4-DB	9.0	8.9	10	90	89	70-130	0.865	30
Dalapon	11	12	10	110	119	70-130	7.56	30
DCPA (mono & diacid)	8.1	8.6	10	81	86	70-130	5.49	30
Dicamba	9.2	9.7	10	92	97	70-130	5.39	30
3,5-Dichlorobenzoic Acid	8.8	9.5	10	88	95	70-130	7.17	30
Dichloroprop	8.8	9.5	10	88	95	70-130	7.99	30
Dinoseb (DNBP)	9.1	9.6	10	91	96	70-130	5.35	30
MCPA	87	95	100	87	95	70-130	9.07	30
MCPP	90	91	100	90	91	70-130	1.09	30
4-Nitrophenol	7.8	8.3	10	78	83	70-130	5.55	30
Pentachlorophenol (PCP)	9.1	9.5	10	91	95	70-130	4.83	30
Picloram	7.9	8.4	10	79	84	70-130	6.52	30
2,4,5-T (Trichlorophenoxy acetic acid)	8.4	9.0	10	84	90	70-130	6.56	30
2,4,5-TP (Silvex)	8.8	9.4	10	88	94	70-130	5.84	30
Surrogate Recovery								
DCAA	9.2	9.8	10	92	98	70-130	6.44	30

McCampbell Analytical, Inc.
"When Quality Counts"

1534 Willow Pass Road, Pittsburg, CA 94565-1701
Toll Free Telephone: (877) 252-9262 / Fax: (925) 252-9269
http://www.mccampbell.com / E-mail: main@mccampbell.com

Quality Control Report

Client:	Enthalpy Analytical	**WorkOrder:**	2602K09
Date Prepared:	02/27/2026	**BatchID:**	336681
Date Analyzed:	02/27/2026	**Extraction Method:**	RSK175
Instrument:	GC26	**Analytical Method:**	RSK175
Matrix:	Water	**Unit:**	µg/L
Project:	EO-553952	**Sample ID:**	MB/LCS/LCSD-336681

QC Summary Report for RSK175

Analyte	MB Result	MDL	RL			
Carbon Dioxide	ND	50	50	-	-	-

Analyte	LCS Result	LCSD Result	SPK Val	LCS %REC	LCSD %REC	LCS/LCSD Limits	RPD	RPD Limit
Carbon Dioxide	160	140	187.2	88	72	70-130	19.6	30

McCampbell Analytical, Inc.
"When Quality Counts"

1534 Willow Pass Road, Pittsburg, CA 94565-1701
Toll Free Telephone: (877) 252-9262 / Fax: (925) 252-9269
http://www.mccampbell.com / E-mail: main@mccampbell.com

Certified Analyte List

Client: Enthalpy Analytical **WorkOrder:** 2602K09

Project: EO-553952

Analyte	Cert 1	Cert 2	Cert 3	Cert 4	Cert 5	Analytical Method	Matrix
2,4,5-T (Trichlorophenoxy acetic acid)	◉	◉	○	○	○	E8151A	Water
2,4,5-TP (Silvex)	◉	◉	○	○	○	E8151A	Water
2,4-D (Dichlorophenoxyacetic acid)	◉	◉	○	○	○	E8151A	Water
2,4-DB	◉	◉	○	○	○	E8151A	Water
3,5-Dichlorobenzoic Acid	○	◉	○	○	○	E8151A	Water
4-Nitrophenol	◉	◉	○	○	○	E8151A	Water
Acifluorfen	○	◉	○	○	○	E8151A	Water
Bentazon	○	◉	○	○	○	E8151A	Water
Chloramben	○	◉	○	○	○	E8151A	Water
Dalapon	◉	◉	○	○	○	E8151A	Water
DCPA (mono & diacid)	○	◉	○	○	○	E8151A	Water
Dicamba	◉	◉	○	○	○	E8151A	Water
Dichloroprop	◉	◉	○	○	○	E8151A	Water
Dinoseb (DNBP)	◉	◉	○	○	○	E8151A	Water
MCPA	◉	◉	○	○	○	E8151A	Water
MCPP	◉	◉	○	○	○	E8151A	Water
Pentachlorophenol (PCP)	◉	◉	○	○	○	E8151A	Water
Picloram	○	◉	○	○	○	E8151A	Water

Certifications

Cert 1	CA ELAP 1644
Cert 2	ORELAP (NELAP) 4033

The Certified Analyte Report lists the compounds for which MAI is accredited at the time of issuance. Although MAI holds multiple accreditations, methods with extensive compound lists may not be fully accredited due to state agency availability.

McCampbell Analytical, Inc.
1534 Willow Pass Rd
Pittsburg, CA 94565-1701
(925) 252-9262

CHAIN-OF-CUSTODY RECORD

WorkOrder: 2602K09 **ClientCode: ENO** **QuoteID: 262776**

☐ WaterTrax ☐ CLIP ☐ EDF ☑ EQuIS ☑ Dry-Weight ☑ Email ☐ HardCopy ☐ ThirdParty ☑ J-flag

☑ Detection Summary ☑ **Excel** [A1_Standard _QC]

Report to:
David Tripp
Enthalpy Analytical
931 West Barkley Avenue
Orange, CA 92868
714-771-9908 FAX:

Email: david.tripp@enthalpy.com
cc/3rd Party: incomingreports@enthalpy.com;
PO: 079649
Project: EO-553952

Bill to:
Accounts Payable/Enthalpy SoCal
Montrose Environmental Group
PO Box 842165
Boston, MA 02284-2165
003EL_ap@montrose-env.com

Requested TAT: 2 days;

Date Received: **02/26/2026**
Date Logged: **02/26/2026**

Lab ID	ClientSampID	Matrix	Collection Date	Hold	Requested Tests (See legend below)											
					1	2	3	4	5	6	7	8	9	10	11	12
2602K09-001	SOUTH BASIN-STAGE-1-SW	Water	2/23/2026 07:40	☐	A	A	B									
2602K09-002	SOUTH BASIN-STAGE 1-NW	Water	2/23/2026 07:50	☐	A	A	B									
2602K09-003	SOUTH BASIN-EASTERN INLET	Water	2/23/2026 08:25	☐	A	A	B									

Test Legend:

1	8151_W	2	PRDisposal Fee	3	RSK175_CO2_W	4	
5		6		7		8	
9		10		11		12	

Project Manager: Jena Alfaro

Prepared by: Carolina Garcia

Comments:

NOTE: Soil samples are discarded 60 days after receipt unless other arrangements are made (Water samples are 30 days).
Hazardous samples will be returned to client or disposed of at client expense.

McCampbell Analytical, Inc.
"When Quality Counts"

1534 Willow Pass Road, Pittsburg, CA 94565-1701
Toll Free Telephone: (877) 252-9262 / Fax: (925) 252-9269
http://www.mccampbell.com / E-mail: main@mccampbell.com

WORK ORDER SUMMARY

Client Name: ENTHALPY ANALYTICAL **Project:** EO-553952 **Work Order:** 2602K09
Client Contact: David Tripp **QC Level:** LEVEL 2
Contact's Email: david.tripp@enthalpy.com **Comments:** **Date Logged:** 2/26/2026

☐ WaterTrax ☐ CLIP ☐ EDF ☑ Excel ☐ EQuIS ☑ Email ☐ HardCopy ☐ ThirdParty ☑ J-flag

LabID	ClientSampID	Matrix	Test Name	Cont./ Comp.	Bottle & Preservative	U**	Head Space	Dry-Weight	Collection Date & Time	TAT	Test Due Date	Sediment Content	Hold	Sub Out
001A	SOUTH BASIN-STAGE-1-SW	Water	E8151A (Chlorinated Herbicides)	1	1LA Narrow Mouth, Unpres	☐	☐	☐	2/23/2026 7:40	2 days	3/2/2026	Present	☐	☐
001B	SOUTH BASIN-STAGE-1-SW	Water	RSK175 (CO2)	2	VOA, Unpres	☐	☐	☐	2/23/2026 7:40	2 days	3/2/2026	Present	☐	☐
002A	SOUTH BASIN-STAGE 1-NW	Water	E8151A (Chlorinated Herbicides)	1	1LA Narrow Mouth, Unpres	☐	☐	☐	2/23/2026 7:50	2 days	3/2/2026	Present	☐	☐
002B	SOUTH BASIN-STAGE 1-NW	Water	RSK175 (CO2)	2	VOA, Unpres	☐	☐	☐	2/23/2026 7:50	2 days	3/2/2026	Present	☐	☐
003A	SOUTH BASIN-EASTERN INLET	Water	E8151A (Chlorinated Herbicides)	1	1LA Narrow Mouth, Unpres	☐	☐	☐	2/23/2026 8:25	2 days	3/2/2026	Present	☐	☐
003B	SOUTH BASIN-EASTERN INLET	Water	RSK175 (CO2)	2	VOA, Unpres	☐	☐	☐	2/23/2026 8:25	2 days	3/2/2026	Present	☐	☐

NOTES: * STLC and TCLP extractions require 2 days to complete; therefore, all TATs begin after the extraction is completed (i.e., One-day TAT yields results in 3 days from sample submission).

- ISM prep requires 5 to 10 days to complete; therefore, all TATs begin after the extraction is completed (i.e., One-day TAT yields results in 6 to 11 days from sample submission). Due date listed on WO summary will not accurately reflect the time needed for sample preparation.

- Organic extracts are held for 40 days before disposal; Inorganic extract are held for 30 days.

- MAI assumes that all material present in the provided sampling container is considered part of the sample - MAI does not exclude any material from the sample prior to sample preparation unless requested in writing by the client.

U = An unpreserved container was received for a method that suggests a preservation in order to extend hold time for analysis.**

Cont./Comp. = Containers /Composites

2602K09

ENTHALPY ANALYTICAL
931 West Barkley Ave
Orange, CA 92868
(714) 771-6900

Subcontract Laboratory:
McCampbell Analytical, Inc.
1534 Willow Pass Rd.
Pittsburg, CA 94565
ATTN:
PO #: Quote ID: 262776

Enthalpy Order: EO-553952
PM: David Tripp
Email: david.tripp@enthalpy.com
CC: incomingreports@enthalpy.com
Phone: 657-581-4710

Results Due: Standard TAT (w/ HT RUSH)
Report Level: II
Report To: MDL
EDDs: Standard Excel EDD

HOLD TIME RUSH

Notes:
CHIQUITA Stormwater - Hold time rush please, if necessary

Sample ID	Collected	Lab ID	# Cont.	Matrix	Analysis Requested	Comment
SOUTH BASIN - STAGE 1-SW	23-FEB-2026 07:40	553952-001	1	Water	EPA 8151A Chlorinated Herbicides	
			2	Water	RSK-175 CO2	
SOUTH BASIN - STAGE 1-NW	23-FEB-2026 07:50	553952-002	1	Water	EPA 8151A Chlorinated Herbicides	
			2	Water	RSK-175 CO2	
SOUTH BASIN - EASTERN INLET	23-FEB-2026 08:25	553952-003	1	Water	EPA 8151A Chlorinated Herbicides	
			2	Water	RSK-175 CO2	

Notes:	Relinquished By:	Received By:
	[signature]	[signature]
	Date: 2.23.26 16:36	Date: 2/26/26 1004
	Date:	Date:
	Date:	Date:

GLS:564117439

1.8 wet IR48

McCampbell Analytical, Inc.
"When Quality Counts"

1534 Willow Pass Road, Pittsburg, CA 94565-1701
Toll Free Telephone: (877) 252-9262 / Fax: (925) 252-9269
http://www.mccampbell.com / E-mail: main@mccampbell.com

Sample Receipt Checklist

Client Name:	Enthalpy Analytical	Date and Time Received:	2/26/2026 10:04
Project:	EO-553952	Date Logged:	2/26/2026
		Received by:	
WorkOrder №:	2602K09 Matrix:	Logged by:	Carolina Garcia
Carrier:	Golden State Overnight		

Chain of Custody (COC) Information

Chain of custody present?	Yes	☑	No	☐		
Chain of custody signed when relinquished and received?	Yes	☑	No	☐		
Chain of custody agrees with sample labels?	Yes	☑	No	☐		
Sample IDs noted by Client on COC?	Yes	☑	No	☐		
Date and Time of collection noted by Client on COC?	Yes	☑	No	☐		
Sampler's name noted on COC?	Yes	☑	No	☐		
COC agrees with Quote?	Yes	☑	No	☐	NA	☐
COC quote is active?	Yes	☐	No	☐	NA	☑

Sample Receipt Information

Custody seals intact on shipping container/cooler?	Yes	☐	No	☐	NA	☑
Custody seals intact on sample bottles?	Yes	☐	No	☐	NA	☑
Shipping container/cooler in good condition?	Yes	☑	No	☐		
Samples in proper containers/bottles?	Yes	☑	No	☐		
Sample containers intact?	Yes	☑	No	☐		
Sufficient sample volume for indicated test?	Yes	☑	No	☐		

Sample Preservation and Hold Time (HT) Information

All samples received within holding time?	Yes	☑	No	☐	NA	☐
Samples Received on Ice?	Yes	☑	No	☐		
	(Ice Type: WET ICE)					
Sample/Temp Blank temperature		Temp: 1.8°C			NA	☐
ZHS conditional analyses: VOA meets zero headspace requirement (VOCs, TPHg/BTEX, RSK)?	Yes	☐	No	☐	NA	☑
Sample labels checked for correct preservation?	Yes	☑	No	☐		
pH acceptable upon receipt (Metal: <2)?	Yes	☐	No	☐	NA	☑

UCMR Samples:

pH tested and acceptable upon receipt (200.7: ≤2; 533: 6 - 8; 537.1: 6 - 8)?	Yes	☐	No	☐	NA	☑
Free Chlorine tested and acceptable upon receipt (<0.1mg/L) [not applicable to 200.7]?	Yes	☐	No	☐	NA	☑

Comments:

Laboratory Job Number 553952

Subcontracted Products

Enthalpy - El Dorado Hills

March 16, 2026

Enthalpy Analytical - El Dorado Hills
Work Order No. 2602278

Mr. David Tripp
Enthalpy Analytical
931 W. Barkley Avenue
Orange, CA 92868

Dear Mr. Tripp,

Enclosed are the results for the sample set received at Enthalpy Analytical - EDH on February 24, 2026 under your Project Name 'EO-553952'.

Enthalpy Analytical - EDH is committed to serving you effectively. If you require additional information, please contact me at 916-673-1520 or by email at mark.rein@enthalpy.com.

Thank you for choosing Enthalpy Analytical - EDH as part of your analytical support team.

Sincerely,



Mark Rein
Project Manager

Enthalpy Analytical -EDH certifies that the report herein meets all the requirements set forth by NELAP for those applicable test methods. Results relate only to the samples as received by the laboratory. This report should not be reproduced except in full without the written approval of Enthalpy Analytical -EDH .

Enthalpy Analytical - EDH Work Order No. 2602278
Case Narrative

Sample Condition on Receipt:

Three water samples were received and stored securely in accordance with Enthalpy Analytical - EDH standard operating procedures and EPA methodology. The samples were received in good condition and within the method temperature requirements.

Analytical Notes:

EPA Method 8290A

The samples were extracted and analyzed for 2,3,7,8 TCDD by EPA Method 8290A using a ZB-DIOXIN GC column.

Holding Times

The method holding time criteria were met for these samples.

Quality Control

The Initial Calibration and Continuing Calibration Verifications met the method acceptance criteria.

A Method Blank and Ongoing Precision and Recovery (OPR) sample were extracted and analyzed with the preparation batch. No analytes were detected above the sample quantitation limits in the Method Blank. The OPR recoveries were within the method acceptance criteria.

Labeled standard recoveries for all QC and field samples were within method acceptance criteria.

Table of Contents

Case Narrative..... 1

Table of Contents..... 3

Sample Inventory..... 4

Analytical Results..... 5

Qualifiers..... 11

Certifications..... 12

Sample Receipt..... 13

Sample Inventory Report

Sample ID	Client Sample ID	Sampled	Received	Components/Containers
2602278-01	SOUTH BASIN - STAGE 1-SW	23-Feb-26 07:40	24-Feb-26 08:56	Amber Glass WM Bottle, 1L
2602278-02	SOUTH BASIN - STAGE 1-NW	23-Feb-26 07:50	24-Feb-26 08:56	Amber Glass NM Bottle, 1L
2602278-03	SOUTH BASIN - EASTERN INLET	23-Feb-26 08:25	24-Feb-26 08:56	Amber Glass WM Bottle, 1L

ANALYTICAL RESULTS

Sample ID: Method Blank

EPA Method 8290A

Client Data

Name: Enthalpy Analytical
Project: EO-553952
Matrix: Aqueous

Laboratory Data

Lab Sample: B26C133-BLK1
QC Batch: B26C133
Sample Size: 1.00 L
Date Extracted: 11-Mar-26
Column: ZB-DIOXIN

Analyte	Conc. (pg/L)	MDL	RL	Qualifiers	Analyzed	Dilution
2,3,7,8-TCDD	ND	1.78	5.00		12-Mar-26 15:33	1

Labeled Standards	Type	% Recovery	Limits	Qualifiers	Analyzed	Dilution
13C-2,3,7,8-TCDD	IS	91.2	40 - 135		12-Mar-26 15:33	1
37Cl-2,3,7,8-TCDD	CRS	99.6	40 - 135		12-Mar-26 15:33	1

MDL - Method Detection Limit
RL - Reporting limit

Results reported to MDL.

Sample ID: OPR

EPA Method 8290A

Client Data

Name: Enthalpy Analytical
Project: EO-553952
Matrix: Aqueous

Laboratory Data

Lab Sample: B26C133-BS1
QC Batch: B26C133
Sample Size: 1.00 L
Date Extracted: 11-Mar-26 03:44
Column: ZB-DIOXIN

Analyte	Amt Found (pg/L)	Spike Amt	% Recovery	Limits	Qualifiers	Analyzed	Dilution
2,3,7,8-TCDD	192	200	96.0	70-130		12-Mar-26 11:44	1

Labeled Standards	Type	% Recovery	Limits	Qualifiers	Analyzed	Dilution
13C-2,3,7,8-TCDD	IS	88.3	40-135		12-Mar-26 11:44	1
37Cl-2,3,7,8-TCDD	CRS	92.1	40-135		12-Mar-26 11:44	1

Sample ID: SOUTH BASIN - STAGE 1-SW

EPA Method 8290A

Client Data

Name:	Enthalpy Analytical
Project:	EO-553952
Matrix:	Water
Date Collected:	23-Feb-26 07:40

Laboratory Data

Lab Sample:	2602278-01	Date Received:	24-Feb-26 08:56
QC Batch:	B26C133	Date Extracted:	11-Mar-26
Sample Size:	1.01 L	Column:	ZB-DIOXIN

Analyte	Conc. (pg/L)	MDL	RL	Qualifiers	Analyzed	Dilution
2,3,7,8-TCDD	ND	1.75	4.93		12-Mar-26 20:52	1

Labeled Standards	Type	% Recovery	Limits	Qualifiers	Analyzed	Dilution
13C-2,3,7,8-TCDD	IS	93.6	40 - 135		12-Mar-26 20:52	1
37Cl-2,3,7,8-TCDD	CRS	93.5	40 - 135		12-Mar-26 20:52	1

MDL - Method Detection Limit
RL - Reporting limit

Results reported to MDL.

Sample ID: SOUTH BASIN - STAGE 1-NW

EPA Method 8290A

Client Data

Name:	Enthalpy Analytical
Project:	EO-553952
Matrix:	Water
Date Collected:	23-Feb-26 07:50

Laboratory Data

Lab Sample:	2602278-02	Date Received:	24-Feb-26 08:56
QC Batch:	B26C133	Date Extracted:	11-Mar-26
Sample Size:	1.02 L	Column:	ZB-DIOXIN

Analyte	Conc. (pg/L)	MDL	RL	Qualifiers	Analyzed	Dilution
2,3,7,8-TCDD	ND	1.75	4.92		12-Mar-26 21:38	1

Labeled Standards	Type	% Recovery	Limits	Qualifiers	Analyzed	Dilution
13C-2,3,7,8-TCDD	IS	82.9	40 - 135		12-Mar-26 21:38	1
37Cl-2,3,7,8-TCDD	CRS	89.6	40 - 135		12-Mar-26 21:38	1

MDL - Method Detection Limit
RL - Reporting limit

Results reported to MDL.

Sample ID: SOUTH BASIN - EASTERN INLET

EPA Method 8290A

Client Data

Name:	Enthalpy Analytical
Project:	EO-553952
Matrix:	Water
Date Collected:	23-Feb-26 08:25

Laboratory Data

Lab Sample:	2602278-03	Date Received:	24-Feb-26 08:56
QC Batch:	B26C133	Date Extracted:	11-Mar-26
Sample Size:	1.02 L	Column:	ZB-DIOXIN

Analyte	Conc. (pg/L)	MDL	RL	Qualifiers	Analyzed	Dilution
2,3,7,8-TCDD	ND	1.74	4.90		12-Mar-26 22:23	1

Labeled Standards	Type	% Recovery	Limits	Qualifiers	Analyzed	Dilution
13C-2,3,7,8-TCDD	IS	89.1	40 - 135		12-Mar-26 22:23	1
37Cl-2,3,7,8-TCDD	CRS	96.3	40 - 135		12-Mar-26 22:23	1

MDL - Method Detection Limit
RL - Reporting limit

Results reported to MDL.

DATA QUALIFIERS & ABBREVIATIONS

B	Compound was also detected in the method blank
Conc.	Concentration
CRS	Cleanup Recovery Standard
D	Dilution
DL	Detection Limit
E	Concentration exceeded the calibration range
EDL	Estimated Detection Limit
EMPC	Estimated Maximum Possible Concentration
H	Recovery and/or RPD was outside laboratory acceptance limits
I	Chemical Interference
IS	Internal Standard
J	Estimated Concentration below the Reporting Limit/LOQ
LOD	Limit of Detection
LOQ	Limit of Quantitation
MDL	Method Detection Limit
NA	Not Applicable
ND	Not Detected
OPR	Ongoing Precision and Recovery sample
P	Concentration may include contribution from chlorinated diphenyl ether(s).
Q	Ion transition ratio is outside of the acceptance criteria.
RL	Reporting Limit (MRL)
TEQ	Toxic Equivalency, sum of the toxic equivalency factors (TEF) multiplied by the sample concentrations.
TEQMax	TEQ calculated using the detection limit as the concentration for non-detects
TEQMin	TEQ calculated using zero as the concentration for non-detects
TEQRisk	TEQ calculated using ½ the detection limit as the concentration for non-detects
U	Not Detected (specific projects only)
*	See Cover Letter

Unless otherwise noted, solid sample results are reported in dry weight. Tissue samples are reported in wet weight.

Enthalpy Analytical - EDH Certifications

Accrediting Authority	Certificate Number
Alaska Department of Environmental Conservation	17-013
California Department of Health – ELAP	2892
DoD ELAP - A2LA Accredited - ISO/IEC 17025	3091.01
Florida Department of Health	E87777
Louisiana Department of Environmental Quality	01977
Maine Department of Health	2020018
Michigan Department of Environmental Quality	9932
Minnesota Department of Health	2211390
Nevada Division of Environmental Protection	CA00413
New Hampshire Environmental Accreditation Program	207721
New Jersey Department of Environmental Protection	CA003
New York Department of Health	11411
Ohio Environmental Protection Agency	87778
Oregon Laboratory Accreditation Program	4042-021
Texas Commission on Environmental Quality	T104704189-22-13
Vermont Department of Health	VT-4042
Virginia Department of General Services	11276
Washington Department of Ecology	C584
Wisconsin Department of Natural Resources	998036160

Current certificates and lists of licensed parameters can be found at Enthalpy.com/Resources/Accreditations.

ENTHALPY ANALYTICAL

931 West Barkley Ave
Orange, CA 92868
(714) 771-6900

Subcontract Laboratory:
Enthalpy - El Dorado Hills
1104 Windfield Way
El Dorado Hills, CA 95762
ATTN: Mark Rein
PO #: Required, to be sent via email

Enthalpy Order: EO-553952
PM: David Tripp
Email: david.tripp@enthalpy.com
CC: incomingreports@enthalpy.com
Phone: 657-581-4710

2602278 0.3°C

Results Due: Standard TAT (15wd TAT)
Report Level: II
Report To: MDL
EDDs: BLDR:Enthalpy (the normal EDD you send to Orange)

Notes:
CHIQUITA Stormwater - 15wd TAT or less if at all possible. No decanting.

Sample ID	Collected	Lab ID	# Cont.	Matrix	Analysis Requested	Comment
SOUTH BASIN - STAGE 1-SW	23-FEB-2026 07:40	553952-001	1	Water	EPA 8290 - 2,3,7,8-TCDD Only	
SOUTH BASIN - STAGE 1-NW	23-FEB-2026 07:50	553952-002	1	Water	EPA 8290 - 2,3,7,8-TCDD Only	
SOUTH BASIN - EASTERN INLET	23-FEB-2026 08:25	553952-003	1	Water	EPA 8290 - 2,3,7,8-TCDD Only	

Notes:	Relinquished By:	Received By:
	[signature]	[signature]
	Date: 2.23.26 15:00	Date: 02/24/20 05:56
	Date:	Date:
	Date:	Date:

CoC/Label Reconciliation Report WO# 2602278

LabNumber	CoC Sample ID	SampleAlias	Sample Date/Time	Container	BaseMatrix	Sample Comments
2602278-01	A SOUTH BASIN - STAGE 1-SW	553952-001	23-Feb-26 07:40	Amber Glass WM Bottle, 1L	Aqueous	
2602278-02	A SOUTH BASIN - STAGE 1-NW	553952-002	23-Feb-26 07:50	Amber Glass NM Bottle, 1L	Aqueous	
2602278-03	A SOUTH BASIN - EASTERN INLET	553952-003	23-Feb-26 08:25	Amber Glass WM Bottle, 1L	Aqueous	

Checkmarks indicate that information on the COC reconciled with the sample label.
Any discrepancies are noted in the following columns.

CONDITION	Yes	No	NA
Sample Container Intact?	✓		
Sample Container(s) Custody Seals Intact?			✓
Custody Seals On Cooler Intact?			✓
Adequate Sample Volume?	✓		
Container Type Appropriate for Analysis(es)?	✓		

Comments:
(A = NO Backup volume

Preservation Documented: Na2S2O3 Trizma NH4CH3CO2 (None) Other

Verifed by/Date: XAS 02/24/26
MMS 02/24/26

Enthalpy Analytical
931 West Barkley Ave
Orange, CA 92868
(714) 771-6900

enthalpy.com

Lab Job Number : 554518
Report Level : II
Report Date : 03/24/2026

Analytical Report *prepared for:*

Dylan Smith
Waste Connections
Chiquita Canyon Landfill
29201 Henry Mayo Drive
Castaic, CA 91384

Project: CCLF STORMWATER - Chiquita Canyon Stormwater - FULL FINAL REPORT

Authorized for release by:

David Tripp, Project Manager
657-581-4710
david.tripp@enthalpy.com

This data package has been reviewed for technical correctness and completeness. Release of this data has been authorized by the Laboratory Manager or the Manager's designee, as verified by the above signature which applies to this PDF file as well as any associated electronic data deliverable files. The results contained in this report meet all requirements of NELAP and pertain only to those samples which were submitted for analysis. This report may be reproduced only in its entirety.

CA ELAP# 1338, CA ELAP #1338-S1, NELAP# 4038, SCAQMD LAP# 18LA0518, LACSD ID# 10105, ORELAP# 4197

ENTHALPY ANALYTICAL

Sample Summary

Dylan Smith Waste Connections Chiquita Canyon Landfill 29201 Henry Mayo Drive Castaic, CA 91384	Lab Job #: Project No: Location: Date Received:	554518 CCLF STORMWATER Chiquita Canyon Stormwater - FULL FINAL REPORT 02/28/26

Sample ID	Lab ID	Collected	Matrix
SOUTH BASIN - EASTERN INLET	554518-001	02/28/26 13:40	Water

Case Narrative

Waste Connections Chiquita Canyon Landfill 29201 Henry Mayo Drive Castaic, CA 91384 Dylan Smith	Lab Job Number: 554518 Project No: CCLF STORMWATER Location: Chiquita Canyon Stormwater - FULL FINAL REPORT Date Received: 02/28/26

- This data package contains sample and QC results for one water sample, requested for the above referenced project on 03/01/26. The sample was received in good condition.
- DILUTIONS: Dilutions in this report were performed solely for the purpose of reporting target analytes within method calibration ranges - except where otherwise noted below.
- EPA 1664A, EPA 200.7, EPA 200.8, EPA 245.1, EPA 300.0, EPA 350.1, EPA 420.1, EPA 625.1, EPA 8081A, EPA 8082, EPA 8270C-SIM, EPA 8270E, SM 4500-CN-E, SM 4500-S2-D, SM 5310B, SM 9221B, SM 9221F, SM2130B, SM2320B, SM2510B, SM2540C, SM2540D, SM5210B, and SM5220D analyses were performed at 931 West Barkley Ave, Orange, CA, 92868.
- EPA 8260B analysis was performed at 2532 E Cerritos Ave., Anaheim, CA, 92806.

Volatile Organics by GC/MS (EPA 8260B):
No analytical problems were encountered.

Semivolatile Organics by GC/MS (EPA 8270E):

- High response was observed for 2,4-dinitrotoluene in the CCV analyzed 03/06/26 09:26; affected data was qualified with "b".
- Low recoveries were observed for a number of analytes in the BSD for batch 397298; the associated RPDs were within limits.
- No other analytical problems were encountered.

Semivolatile Organics by GC/MS (EPA 625.1):

- Low recovery was observed for a-terpineol in the BSD for batch 397298. High RPD was also observed for a-terpineol in the BS/BSD for batch 397298; this analyte was not detected at or above the RL in the associated sample.
- Low surrogate recoveries were observed for 2-fluorophenol in SOUTH BASIN - EASTERN INLET (lab # 554518-001), the method blank/BS/BSD for batch 396735, and the BSD for batch 397298.
- Low surrogate recoveries were observed for phenol-d6 in SOUTH BASIN - EASTERN INLET (lab # 554518-001), the method blank/BS/BSD for batch 396735, and the method blank/BSD for batch 397298.
- No other analytical problems were encountered.

Semivolatile Organics by GC/MS SIM (EPA 8270C-SIM):
No analytical problems were encountered.

Pesticides (EPA 8081A):
No analytical problems were encountered.

Total Organic Carbon by IR (SM 5310B):
No analytical problems were encountered.

PCBs (EPA 8082):
No analytical problems were encountered.

Metals (EPA 200.7, EPA 200.8, and EPA 245.1):

- Low recoveries were observed for antimony and tin in the MS/MSD of SOUTH BASIN - EASTERN INLET (lab # 554518-001); the LCS was within limits, and the associated RPDs were within limits. High recovery was observed for manganese in the MS of SOUTH BASIN - EASTERN INLET (lab # 554518-001); the LCS was within limits, and the associated RPD was within limits.
- No other analytical problems were encountered.

Ion Chromatography (EPA 300.0):

- High recoveries were observed for a number of analytes in the MS/MSD for batch 396710; the parent sample was not a project sample, the LCS was within limits, and the associated RPDs were within limits.
- No other analytical problems were encountered.

Conductivity (SM2510B):
No analytical problems were encountered.

Total Oil & Grease (HEM) (EPA 1664A):

- Matrix spikes were not performed for this analysis due to insufficient sample volume.
- No analytical problems were encountered.

Total Phenolics (EPA 420.1):
No analytical problems were encountered.

Alkalinity (SM2320B):
No analytical problems were encountered.

Sulfide (SM 4500-S2-D):
No analytical problems were encountered.

Total Dissolved Solids (TDS) (SM2540C):
No analytical problems were encountered.

Total Suspended Solids (TSS) (SM2540D):

- High RPD was observed for total suspended solids in the SDUP for batch 396770; the parent sample was not a project sample.
- No other analytical problems were encountered.

Chemical Oxygen Demand (SM5220D):
No analytical problems were encountered.

Biochemical Oxygen Demand (SM5210B):
No analytical problems were encountered.

Turbidity (SM2130B):
No analytical problems were encountered.

Cyanide - Semi-Automated Method (SM 4500-CN-E and SM 4500-CN-E):
No analytical problems were encountered.

Coliform - 9221 Tests (SM 9221B and SM 9221F):
No analytical problems were encountered.

Ammonia and TKN- Semi-Automated Method (SM 4500-NH3-G):

- Low recovery was observed for ammonia-N in the MSD for batch 396847; the parent sample was not a project sample, the LCS was within limits, and the associated RPD was within limits.
- No other analytical problems were encountered.

Organophosphorus Pesticides (EPA 8141A):
Pace Laboratories in Bakersfield, CA performed the analysis (see sublab report section for certifications). Please see the Pace Laboratories case narrative.

8151A Chlorinated Herbicides (EPA 8151A):
McCampbell Analytical, Inc. in Pittsburg, CA performed the analysis (NELAP certified). Please see the McCampbell Analytical, Inc. case narrative.

RSK-175 CO2 (RSK-175):
McCampbell Analytical, Inc. in Pittsburg, CA performed the analysis (see sublab report section for certifications). Please see the McCampbell Analytical, Inc. case narrative.

Dioxins & Furans (EPA 8290):
Enthalpy - El Dorado Hills in El Dorado Hills, CA performed the analysis (see sublab report section for certifications). Please see the Enthalpy - El Dorado Hills case narrative.

Login 554518

ALPY
TICAL

ge

931 W. Barkley Avenue, Orange, CA 92868

Phone 714-771-6900

Chain of Custody Record

Lab No:

Page: 1 of 3

Turn Around Time (rush by advanced notice only)

Standard:		5 Day:		3 Day:	
2 Day:		1 Day:	X	Custom TAT:	

Matrix: A = Air S = Soil/Solid
W = Water DW = Drinking Wate SD = Sediment
PP = Pure Product SEA = Sea Water
SW = Swab T = Tissue WP = Wipe O = Other

Preservatives:
1 = $Na_2S_2O_3$ 2 = HCl 3 = HNO_3
4 = H_2SO_4 5 = NaOH 6 = Other

Sample Receipt Temp:

(lab use only)

CUSTOMER INFORMATION		PROJECT INFORMATION	
Company:	Chiquita Canyon, LLC	Name:	Stormwater Outlet
Report To:	Matt Breuer	Number:	
Email:	matthew.breuer@wasteconnection	P.O. #:	
Address:	29201 Henry Mayo Drive	Address:	29201 Henry Mayo Drive
	Castaic, CA 91384		Castaic, CA 91384
Phone:	682-559-3880	Global ID:	
Fax:		Sampled By:	CH, GA, ST

Analysis Request

	Sample ID	Sampling Date	Sampling Time	Matrix	Container No. / Size	Pres.	200.7/200.8 Metals (see comments)	245.1 Mercury	4500-CN-E Cyanide	8081 Pesticides / 8082 PCBs	8141 Organophosphorous Pesticides	8151 Herbicides	8260 VOCs	8260 Acrolein/Acrylonitrile	8270C	8290 2,3,7,8-TCDD	Test Instructions / Comments
1	South Basin - Eastern Inlet	02/28/26	1340	W	31	1,2,4,6	X	X	X	X	X	X	X	X	X	X	Temp: 22.0°C, pH 6.88
2																	
3																	
4																	
5																	
6																	
7																	
8																	
9																	
10																	

Test Instructions / Comments

200.8 - Ag, As, B, Ba, Be, Cd, Co, Cr, Cu, Ni, Mn, Pb, Sb, Se, Sn, Tl, V, Zn
200.7 - Fe, Ca, K, Mg, Na

Additional email recipients:
matt.breuer@wasteconnections.com
stormwater@wasteconnections.com
tmb@swteng.com
aav@swteng.com

IR10
5.5, 5.7
5.6, 5.8

Direct invoices to:
Maribel Bolanos
(661) 257-3665

	Signature	Print Name	Company / Title	Date / Time
1 Relinquished By:	[signature]	G. Alvarenga	CTEH	2/28/26 16.30
1 Received By:	[signature]	NI CKO	RA	2-28-26 1630
2 Relinquished By:				
2 Received By:				
3 Relinquished By:				
3 Received By:				

SAMPLE RECEIPT CHECKLIST

Section 1: General Info
Date Received: 2-28-16 WO# 554518 Client: Waste Connections

Section 2: Shipping / Custody **Are custody seals present?** ☒ Yes ☐ No
Custody seals intact on arrival? ☒ N/A ☐ Yes ☐ No ☐ On cooler / box ☐ On samples
☐ Courier ☒ Walk-In ☐ Field Sampling ☐ Shipping Info: _____

Section 3a: Condition / Packaging ☐ **Outside 0.0 - 6.0°C (0.0 - 10.0°C for microbiology) (PM notified)**
Date Opened 2-28-16 By (initials) NG Type of ice used: ☒ Wet ☐ Blue/Gel ☐ None
☐ Samples received on ice directly from the field; cooling process had begun. (if checked, skip temperatures)
☐ Sample matrix doesn't require cooling (e.g. air, bulk PCB). (if checked, skip temperatures)
If no cooler: Observed/Adjusted Temp (°C): _____ / _____ Thermometer/IR Gun: IR 10 CF: 0.2
Cooler Temp (°C) #1: 5.5 / 5.7 #2: 5.6 / 5.8 #3: ____ / ____ #4: ____ / ____ #5: ____ / ____ #6: ____ / ____

Section 3b: Microbiology Samples ☒ **No microbiology samples submitted (skip 3b)**
☐ Within temp range 0.0 - 10.0°C or received on ice directly from field.
☐ Adequate headspace for microbiology analysis.

Section 3c: Air Samples ☒ **No air samples submitted (skip 3c)**
☐ 1.4L Canisters ☐ 6L Canisters ☐ Tedlar Bags ☐ MCE Cassettes ☐ Sorbent Tubes ☐ Other _____

Section 4: Containers / Labels / Samples	YES	NO	N/A
1) Were custody papers present, filled properly, and legible?	X		
2) Is the sampler's name present on the CoC?	X		
3) Were containers received in good condition (unbroken / unopened / uncompromised)?	X		
4) Were the samples bagged? (required for microbiology samples; recommended for soil samples)			X
5) Were all of, and only, the correct samples received?	X		
6) Are sample labels present, legible, and in agreement with the CoC?	X		
7) Does the container count match the CoC?	X		
8) Was sufficient sample volume / mass received for the analyses requested?	X		
9) Were samples received in proper containers for the analyses requested?	X		
10) Were samples received with > 1/2 holding time remaining?	X		
11) Are samples properly preserved as indicated by CoC / labels?	X		
12) Unpreserved VOAs received - If necessary, was the hold time changed in LIMS?			X
13) Are VOA vials free from headspace/bubbles > 6mm?	X		

Section 5: Explanations / Comments
(If no comments are made, then no discrepancies noted.)

☐ **No additional discrepancies**

Date Logged 2-28-16 **By (print)** NG **(sign)** _____
Date Labeled 2-28-16 **By (print)** NG **(sign)** _____

ENTHALPY ANALYTICAL

Analysis Results for 554518

Dylan Smith
Waste Connections
Chiquita Canyon Landfill
29201 Henry Mayo Drive
Castaic, CA 91384

Lab Job #: 554518
Project No: CCLF STORMWATER
Location: Chiquita Canyon Stormwater - FULL
FINAL REPORT
Date Received: 02/28/26

Sample ID: **SOUTH BASIN - EASTERN INLET** **Lab ID:** **554518-001** **Matrix:** **Water** **Collected:** **02/28/26 13:40**

554518-001 Analyte	Result	Qual	Units	RL	MDL	DF	Batch	Prepared	Analyzed	Chemist
Method: EPA 1664A Prep Method: METHOD										
Total Oil and Grease	**1.5**	J	mg/L	4.8	0.94	0.97	396748	03/01/26	03/02/26	JAG
Method: EPA 200.7 Prep Method: EPA 3015A										
Calcium	**55**		mg/L	0.10	0.0095	1	396751	03/01/26	03/01/26	TWJ
Iron	**27**		mg/L	0.050	0.017	1	396751	03/01/26	03/01/26	TWJ
Magnesium	**12**		mg/L	0.10	0.017	1	396751	03/01/26	03/01/26	TWJ
Potassium	**11**		mg/L	0.50	0.20	1	396751	03/01/26	03/01/26	TWJ
Sodium	**15**		mg/L	0.50	0.017	1	396751	03/01/26	03/01/26	TWJ
Method: EPA 200.8 Prep Method: EPA 3015A										
Antimony	ND		ug/L	2.0	1.0	1	396774	03/01/26	03/02/26	DXC
Arsenic	**7.8**		ug/L	2.0	0.27	1	396774	03/01/26	03/02/26	DXC
Barium	**210**		ug/L	5.0	0.44	1	396774	03/01/26	03/02/26	DXC
Beryllium	**0.87**	J	ug/L	1.0	0.060	1	396774	03/01/26	03/02/26	DXC
Boron	**70**		ug/L	50	38	5	396774	03/01/26	03/02/26	DXC
Cadmium	**0.33**	J	ug/L	1.0	0.072	1	396774	03/01/26	03/02/26	DXC
Chromium	**26**		ug/L	5.0	0.43	1	396774	03/01/26	03/02/26	DXC
Cobalt	**9.6**		ug/L	1.0	0.090	1	396774	03/01/26	03/02/26	DXC
Copper	**29**		ug/L	3.0	0.96	1	396774	03/01/26	03/02/26	DXC
Lead	**18**		ug/L	5.0	0.23	1	396774	03/01/26	03/02/26	DXC
Manganese	**360**		ug/L	10	3.8	1	396774	03/01/26	03/02/26	DXC
Nickel	**20**		ug/L	5.0	1.3	1	396774	03/01/26	03/02/26	DXC
Selenium	ND		ug/L	4.0	1.9	1	396774	03/01/26	03/02/26	DXC
Silver	ND		ug/L	5.0	0.37	1	396774	03/01/26	03/02/26	DXC
Thallium	ND		ug/L	1.0	0.25	1	396774	03/01/26	03/02/26	DXC
Tin	ND		ug/L	5.0	1.5	1	396774	03/01/26	03/02/26	DXC
Vanadium	**47**		ug/L	5.0	0.36	1	396774	03/01/26	03/02/26	DXC
Zinc	**110**		ug/L	10	7.6	1	396774	03/01/26	03/02/26	DXC
Method: EPA 245.1 Prep Method: EPA 245.1										
Mercury	ND		ug/L	0.40	0.089	1	396755	03/01/26	03/01/26	KCD
Method: EPA 300.0 Prep Method: METHOD										
Fluoride	**0.080**	J	mg/L	0.20	0.062	1	396710	02/28/26 17:30	02/28/26 20:12	KUM
Chloride	**8.5**		mg/L	1.0	0.27	1	396710	02/28/26 17:30	02/28/26 20:12	KUM
Nitrogen, Nitrite	**0.03**	J	mg/L	0.10	0.01	1	396710	02/28/26 17:30	02/28/26 20:12	KUM

Results for any subcontracted analyses are not included in this section.

ENTHALPY ANALYTICAL

Analysis Results for 554518

554518-001 Analyte	Result	Qual	Units	RL	MDL	DF	Batch	Prepared	Analyzed	Chemist
Bromide	ND		mg/L	0.30	0.049	1	396710	02/28/26 17:30	02/28/26 20:12	KUM
Nitrogen, Nitrate	**0.29**		mg/L	0.10	0.05	1	396710	02/28/26 17:30	02/28/26 20:12	KUM
Sulfate	**36**		mg/L	1.0	0.26	1	396830	03/02/26 10:37	03/02/26 12:25	KUM
Method: EPA 350.1 Prep Method: METHOD										
Ammonia-N	**0.082**	J	mg/L	0.10	0.068	1	396847	03/02/26	03/03/26	JAK
Method: EPA 420.1 Prep Method: METHOD										
Total Phenolics	ND		mg/L	0.010	0.0056	1	396838	03/02/26	03/02/26	LVL
Method: EPA 625.1 Prep Method: EPA 3510C										
Benzoic acid	ND		ug/L	47	10	0.94	397298	03/05/26	03/06/26	TJW
2-Methylphenol	ND		ug/L	9.4	3.1	0.94	397298	03/05/26	03/06/26	TJW
Pyridine	ND		ug/L	9.4	2.7	0.94	397298	03/05/26	03/06/26	TJW
Phenol	ND		ug/L	9.4	2.0	0.94	397298	03/05/26	03/06/26	TJW
Naphthalene	ND		ug/L	9.4	3.4	0.94	397298	03/05/26	03/06/26	TJW
3-,4-Methylphenol	ND		ug/L	9.4	2.8	0.94	397298	03/05/26	03/06/26	TJW
Cresol	ND		ug/L	9.4		0.94	397298	03/05/26	03/06/26	TJW
a-Terpineol	ND		ug/L	9.4	1.9	0.94	397298	03/05/26	03/06/26	TJW
Surrogates				**Limits**						
2-Fluorophenol	24%	*	%REC	36-95		0.94	397298	03/05/26	03/06/26	TJW
Phenol-d6	17%	*	%REC	28-82		0.94	397298	03/05/26	03/06/26	TJW
2,4,6-Tribromophenol	92%		%REC	61-140		0.94	397298	03/05/26	03/06/26	TJW
Nitrobenzene-d5	42%	*	%REC	48-123		0.94	397298	03/05/26	03/06/26	TJW
2-Fluorobiphenyl	42%	*	%REC	51-105		0.94	397298	03/05/26	03/06/26	TJW
Terphenyl-d14	71%		%REC	65-117		0.94	397298	03/05/26	03/06/26	TJW
Method: EPA 8081A Prep Method: EPA 3510C										
alpha-BHC	ND		ug/L	0.05	0.01	0.94	396773	03/01/26	03/02/26	XLY
beta-BHC	ND		ug/L	0.05	0.01	0.94	396773	03/01/26	03/02/26	XLY
gamma-BHC	ND		ug/L	0.05	0.01	0.94	396773	03/01/26	03/02/26	XLY
delta-BHC	ND		ug/L	0.05	0.01	0.94	396773	03/01/26	03/02/26	XLY
Heptachlor	ND		ug/L	0.05	0.009	0.94	396773	03/01/26	03/02/26	XLY
Aldrin	ND		ug/L	0.05	0.01	0.94	396773	03/01/26	03/02/26	XLY
Heptachlor epoxide	ND		ug/L	0.05	0.01	0.94	396773	03/01/26	03/02/26	XLY
Endosulfan I	ND		ug/L	0.05	0.01	0.94	396773	03/01/26	03/02/26	XLY
Dieldrin	ND		ug/L	0.09	0.01	0.94	396773	03/01/26	03/02/26	XLY
4,4'-DDE	ND		ug/L	0.09	0.03	0.94	396773	03/01/26	03/02/26	XLY
Endrin	ND		ug/L	0.09	0.01	0.94	396773	03/01/26	03/02/26	XLY
Endosulfan II	ND		ug/L	0.09	0.02	0.94	396773	03/01/26	03/02/26	XLY
Endosulfan sulfate	ND		ug/L	0.09	0.02	0.94	396773	03/01/26	03/02/26	XLY
4,4'-DDD	ND		ug/L	0.09	0.03	0.94	396773	03/01/26	03/02/26	XLY
Endrin aldehyde	ND		ug/L	0.09	0.03	0.94	396773	03/01/26	03/02/26	XLY
Endrin ketone	ND		ug/L	0.09	0.02	0.94	396773	03/01/26	03/02/26	XLY
4,4'-DDT	ND		ug/L	0.09	0.08	0.94	396773	03/01/26	03/02/26	XLY
Methoxychlor	ND		ug/L	0.09	0.04	0.94	396773	03/01/26	03/02/26	XLY
Toxaphene	ND		ug/L	1.9	0.6	0.94	396773	03/01/26	03/02/26	XLY
Chlordane (Technical)	ND		ug/L	0.9	0.3	0.94	396773	03/01/26	03/02/26	XLY
Surrogates				**Limits**						

Results for any subcontracted analyses are not included in this section.

ENTHALPY ANALYTICAL

Analysis Results for 554518

554518-001 Analyte	Result	Qual	Units	RL	MDL	DF	Batch	Prepared	Analyzed	Chemist
TCMX	97%		%REC	29-120		0.94	396773	03/01/26	03/02/26	XLY
Decachlorobiphenyl	78%		%REC	33-132		0.94	396773	03/01/26	03/02/26	XLY
Method: EPA 8082 Prep Method: EPA 3510C										
Aroclor-1016	ND		ug/L	0.47	0.28	0.94	396773	03/01/26	03/02/26	XLY
Aroclor-1221	ND		ug/L	0.47	0.44	0.94	396773	03/01/26	03/02/26	XLY
Aroclor-1232	ND		ug/L	0.47	0.25	0.94	396773	03/01/26	03/02/26	XLY
Aroclor-1242	ND		ug/L	0.47	0.27	0.94	396773	03/01/26	03/02/26	XLY
Aroclor-1248	ND		ug/L	0.47	0.22	0.94	396773	03/01/26	03/02/26	XLY
Aroclor-1254	ND		ug/L	0.47	0.33	0.94	396773	03/01/26	03/02/26	XLY
Aroclor-1260	ND		ug/L	0.47	0.31	0.94	396773	03/01/26	03/02/26	XLY
Aroclor-1262	ND		ug/L	0.47	0.27	0.94	396773	03/01/26	03/02/26	XLY
Aroclor-1268	ND		ug/L	0.47	0.24	0.94	396773	03/01/26	03/02/26	XLY
Surrogates				**Limits**						
Decachlorobiphenyl (PCB)	97%		%REC	28-138		0.94	396773	03/01/26	03/02/26	XLY
Method: EPA 8260B Prep Method: EPA 5030B										
Carbon Disulfide	ND		ug/L	5.0	0.3	1	396757	03/01/26	03/01/26	YAH
Chloroprene	ND		ug/L	200	0.3	1	396757	03/01/26	03/01/26	YAH
3-Chloropropene	ND		ug/L	5.0	0.2	1	396757	03/01/26	03/01/26	YAH
Ethyl methacrylate	ND		ug/L	50	2.4	1	396757	03/01/26	03/01/26	YAH
Ethanol	ND		ug/L	500	130	1	396757	03/01/26	03/01/26	YAH
2-Hexanone	ND		ug/L	5.0	0.6	1	396757	03/01/26	03/01/26	YAH
Isopropanol (IPA)	ND		ug/L	200	40	1	396757	03/01/26	03/01/26	YAH
Methyl acrylonitrile	ND		ug/L	35	1.3	1	396757	03/01/26	03/01/26	YAH
Vinyl Acetate	ND		ug/L	50	2.4	1	396757	03/01/26	03/01/26	YAH
Acrolein	ND		ug/L	200	2.0	1	396757	03/01/26	03/01/26	YAH
Acrylonitrile	ND		ug/L	10	0.3	1	396757	03/01/26	03/01/26	YAH
Freon 12	ND		ug/L	5.0	0.2	1	396757	03/01/26	03/01/26	YAH
Chloromethane	ND		ug/L	5.0	0.1	1	396757	03/01/26	03/01/26	YAH
Vinyl Chloride	ND		ug/L	5.0	0.1	1	396757	03/01/26	03/01/26	YAH
Bromomethane	ND		ug/L	5.0	0.3	1	396757	03/01/26	03/01/26	YAH
Chloroethane	ND		ug/L	5.0	0.05	1	396757	03/01/26	03/01/26	YAH
Trichlorofluoromethane	ND		ug/L	5.0	0.08	1	396757	03/01/26	03/01/26	YAH
Iodomethane	ND		ug/L	5.0		1	396757	03/01/26	03/01/26	YAH
Acetone	ND		ug/L	100	8.8	1	396757	03/01/26	03/01/26	YAH
Freon 113	ND		ug/L	5.0	0.1	1	396757	03/01/26	03/01/26	YAH
1,1-Dichloroethene	ND		ug/L	5.0	0.1	1	396757	03/01/26	03/01/26	YAH
Methylene Chloride	ND		ug/L	10	0.2	1	396757	03/01/26	03/01/26	YAH
MTBE	ND		ug/L	5.0	0.1	1	396757	03/01/26	03/01/26	YAH
trans-1,2-Dichloroethene	ND		ug/L	5.0	0.1	1	396757	03/01/26	03/01/26	YAH
1,1-Dichloroethane	ND		ug/L	5.0	0.07	1	396757	03/01/26	03/01/26	YAH
2-Butanone	ND		ug/L	10	0.9	1	396757	03/01/26	03/01/26	YAH
cis-1,2-Dichloroethene	ND		ug/L	5.0	0.09	1	396757	03/01/26	03/01/26	YAH
2,2-Dichloropropane	ND		ug/L	5.0	0.09	1	396757	03/01/26	03/01/26	YAH
Chloroform	ND		ug/L	5.0	0.07	1	396757	03/01/26	03/01/26	YAH
Bromochloromethane	ND		ug/L	5.0	0.1	1	396757	03/01/26	03/01/26	YAH
1,1,1-Trichloroethane	ND		ug/L	5.0	0.03	1	396757	03/01/26	03/01/26	YAH
1,1-Dichloropropene	ND		ug/L	5.0	0.08	1	396757	03/01/26	03/01/26	YAH
Carbon Tetrachloride	ND		ug/L	5.0	0.07	1	396757	03/01/26	03/01/26	YAH
1,2-Dichloroethane	ND		ug/L	5.0	0.09	1	396757	03/01/26	03/01/26	YAH

Results for any subcontracted analyses are not included in this section.

ENTHALPY ANALYTICAL

Analysis Results for 554518

554518-001 Analyte	Result	Qual	Units	RL	MDL	DF	Batch	Prepared	Analyzed	Chemist
Benzene	ND		ug/L	1.0	0.07	1	396757	03/01/26	03/01/26	YAH
Trichloroethene	ND		ug/L	5.0	0.05	1	396757	03/01/26	03/01/26	YAH
1,2-Dichloropropane	ND		ug/L	5.0	0.07	1	396757	03/01/26	03/01/26	YAH
Bromodichloromethane	ND		ug/L	5.0	0.05	1	396757	03/01/26	03/01/26	YAH
Dibromomethane	ND		ug/L	5.0	0.1	1	396757	03/01/26	03/01/26	YAH
4-Methyl-2-Pentanone	ND		ug/L	5.0	0.5	1	396757	03/01/26	03/01/26	YAH
cis-1,3-Dichloropropene	ND		ug/L	5.0	0.08	1	396757	03/01/26	03/01/26	YAH
Toluene	ND		ug/L	5.0	0.05	1	396757	03/01/26	03/01/26	YAH
trans-1,3-Dichloropropene	ND		ug/L	5.0	0.03	1	396757	03/01/26	03/01/26	YAH
1,1,2-Trichloroethane	ND		ug/L	5.0	0.06	1	396757	03/01/26	03/01/26	YAH
1,3-Dichloropropane	ND		ug/L	5.0	0.1	1	396757	03/01/26	03/01/26	YAH
Tetrachloroethene	ND		ug/L	5.0	0.09	1	396757	03/01/26	03/01/26	YAH
Dibromochloromethane	ND		ug/L	5.0	0.07	1	396757	03/01/26	03/01/26	YAH
1,2-Dibromoethane	ND		ug/L	5.0	0.07	1	396757	03/01/26	03/01/26	YAH
Chlorobenzene	ND		ug/L	5.0	0.05	1	396757	03/01/26	03/01/26	YAH
1,1,1,2-Tetrachloroethane	ND		ug/L	5.0	0.06	1	396757	03/01/26	03/01/26	YAH
Ethylbenzene	ND		ug/L	5.0	0.04	1	396757	03/01/26	03/01/26	YAH
m,p-Xylenes	ND		ug/L	5.0	0.1	1	396757	03/01/26	03/01/26	YAH
o-Xylene	ND		ug/L	5.0	0.06	1	396757	03/01/26	03/01/26	YAH
Styrene	ND		ug/L	5.0	0.06	1	396757	03/01/26	03/01/26	YAH
Bromoform	ND		ug/L	5.0	0.08	1	396757	03/01/26	03/01/26	YAH
Isopropylbenzene	ND		ug/L	5.0	0.06	1	396757	03/01/26	03/01/26	YAH
1,1,2,2-Tetrachloroethane	ND		ug/L	5.0	0.06	1	396757	03/01/26	03/01/26	YAH
1,2,3-Trichloropropane	ND		ug/L	5.0	0.09	1	396757	03/01/26	03/01/26	YAH
Propylbenzene	ND		ug/L	5.0	0.05	1	396757	03/01/26	03/01/26	YAH
Bromobenzene	ND		ug/L	5.0	0.06	1	396757	03/01/26	03/01/26	YAH
1,3,5-Trimethylbenzene	ND		ug/L	5.0	0.08	1	396757	03/01/26	03/01/26	YAH
2-Chlorotoluene	ND		ug/L	5.0	0.07	1	396757	03/01/26	03/01/26	YAH
4-Chlorotoluene	ND		ug/L	5.0	0.08	1	396757	03/01/26	03/01/26	YAH
tert-Butylbenzene	ND		ug/L	5.0	0.07	1	396757	03/01/26	03/01/26	YAH
1,2,4-Trimethylbenzene	ND		ug/L	5.0	0.07	1	396757	03/01/26	03/01/26	YAH
sec-Butylbenzene	ND		ug/L	5.0	0.06	1	396757	03/01/26	03/01/26	YAH
para-Isopropyl Toluene	ND		ug/L	5.0	0.05	1	396757	03/01/26	03/01/26	YAH
1,3-Dichlorobenzene	ND		ug/L	5.0	0.06	1	396757	03/01/26	03/01/26	YAH
1,4-Dichlorobenzene	ND		ug/L	5.0	0.07	1	396757	03/01/26	03/01/26	YAH
n-Butylbenzene	ND		ug/L	5.0	0.08	1	396757	03/01/26	03/01/26	YAH
1,2-Dichlorobenzene	ND		ug/L	5.0	0.04	1	396757	03/01/26	03/01/26	YAH
1,2-Dibromo-3-Chloropropane	ND		ug/L	5.0	0.3	1	396757	03/01/26	03/01/26	YAH
1,2,4-Trichlorobenzene	ND		ug/L	5.0	0.1	1	396757	03/01/26	03/01/26	YAH
Hexachlorobutadiene	ND		ug/L	5.0	0.06	1	396757	03/01/26	03/01/26	YAH
1,2,3-Trichlorobenzene	ND		ug/L	5.0	0.09	1	396757	03/01/26	03/01/26	YAH
cis-1,4-Dichloro-2-butene	ND		ug/L	5.0	0.3	1	396757	03/01/26	03/01/26	YAH
trans-1,4-Dichloro-2-butene	ND		ug/L	5.0	0.2	1	396757	03/01/26	03/01/26	YAH
Xylene (total)	ND		ug/L	5.0		1	396757	03/01/26	03/01/26	YAH
Surrogates				**Limits**						
Dibromofluoromethane	101%		%REC	70-130		1	396757	03/01/26	03/01/26	YAH
1,2-Dichloroethane-d4	98%		%REC	70-130		1	396757	03/01/26	03/01/26	YAH
Toluene-d8	97%		%REC	70-130		1	396757	03/01/26	03/01/26	YAH
Bromofluorobenzene	98%		%REC	70-130		1	396757	03/01/26	03/01/26	YAH
Method: EPA 8270C-SIM Prep Method: EPA 3535										
1,4-Dioxane	ND		ug/L	1.0	0.87	1	396742	03/01/26	03/01/26	MSS

Results for any subcontracted analyses are not included in this section.

ENTHALPY ANALYTICAL

Analysis Results for 554518

554518-001 Analyte	Result	Qual	Units	RL	MDL	DF	Batch	Prepared	Analyzed	Chemist
Surrogates				**Limits**						
1,4-Dioxane-d8 (SUR)	97%		%REC	80-120		1	396742	03/01/26	03/01/26	MSS
Method: EPA 8270E Prep Method: EPA 3510C										
Carbazole	ND		ug/L	9.4	2.6	0.94	397298	03/05/26	03/06/26	TJW
N-Nitrosodimethylamine	ND		ug/L	9.4	2.7	0.94	397298	03/05/26	03/06/26	TJW
Aniline	ND		ug/L	9.4	2.7	0.94	397298	03/05/26	03/06/26	TJW
bis(2-Chloroethyl)ether	ND		ug/L	24	3.5	0.94	397298	03/05/26	03/06/26	TJW
2-Chlorophenol	ND		ug/L	9.4	3.4	0.94	397298	03/05/26	03/06/26	TJW
1,3-Dichlorobenzene	ND		ug/L	9.4	3.1	0.94	397298	03/05/26	03/06/26	TJW
1,4-Dichlorobenzene	ND		ug/L	9.4	3.2	0.94	397298	03/05/26	03/06/26	TJW
Benzyl alcohol	ND		ug/L	24	5.4	0.94	397298	03/05/26	03/06/26	TJW
1,2-Dichlorobenzene	ND		ug/L	9.4	3.1	0.94	397298	03/05/26	03/06/26	TJW
bis(2-Chloroisopropyl) ether	ND		ug/L	9.4	3.6	0.94	397298	03/05/26	03/06/26	TJW
N-Nitroso-di-n-propylamine	ND		ug/L	9.4	3.6	0.94	397298	03/05/26	03/06/26	TJW
Hexachloroethane	ND		ug/L	9.4	2.8	0.94	397298	03/05/26	03/06/26	TJW
Nitrobenzene	ND		ug/L	24	7.9	0.94	397298	03/05/26	03/06/26	TJW
Isophorone	ND		ug/L	9.4	3.5	0.94	397298	03/05/26	03/06/26	TJW
2-Nitrophenol	ND		ug/L	9.4	5.1	0.94	397298	03/05/26	03/06/26	TJW
2,4-Dimethylphenol	ND		ug/L	9.4	3.1	0.94	397298	03/05/26	03/06/26	TJW
bis(2-Chloroethoxy)methane	ND		ug/L	9.4	3.5	0.94	397298	03/05/26	03/06/26	TJW
2,4-Dichlorophenol	ND		ug/L	9.4	3.5	0.94	397298	03/05/26	03/06/26	TJW
1,2,4-Trichlorobenzene	ND		ug/L	9.4	3.2	0.94	397298	03/05/26	03/06/26	TJW
4-Chloroaniline	ND		ug/L	9.4	2.9	0.94	397298	03/05/26	03/06/26	TJW
Hexachlorobutadiene	ND		ug/L	9.4	2.1	0.94	397298	03/05/26	03/06/26	TJW
4-Chloro-3-methylphenol	ND		ug/L	9.4	3.4	0.94	397298	03/05/26	03/06/26	TJW
2-Methylnaphthalene	ND		ug/L	9.4	3.2	0.94	397298	03/05/26	03/06/26	TJW
Hexachlorocyclopentadiene	ND		ug/L	24	7.4	0.94	397298	03/05/26	03/06/26	TJW
2,4,6-Trichlorophenol	ND		ug/L	9.4	3.8	0.94	397298	03/05/26	03/06/26	TJW
2,4,5-Trichlorophenol	ND		ug/L	9.4	3.5	0.94	397298	03/05/26	03/06/26	TJW
2-Chloronaphthalene	ND		ug/L	9.4	3.2	0.94	397298	03/05/26	03/06/26	TJW
2-Nitroaniline	ND		ug/L	47	4.1	0.94	397298	03/05/26	03/06/26	TJW
Dimethylphthalate	ND		ug/L	9.4	3.2	0.94	397298	03/05/26	03/06/26	TJW
Acenaphthylene	ND		ug/L	9.4	3.6	0.94	397298	03/05/26	03/06/26	TJW
2,6-Dinitrotoluene	ND		ug/L	9.4	4.2	0.94	397298	03/05/26	03/06/26	TJW
3-Nitroaniline	ND		ug/L	9.4	3.8	0.94	397298	03/05/26	03/06/26	TJW
Acenaphthene	ND		ug/L	9.4	3.1	0.94	397298	03/05/26	03/06/26	TJW
2,4-Dinitrophenol	ND		ug/L	47	14	0.94	397298	03/05/26	03/06/26	TJW
4-Nitrophenol	ND		ug/L	47	8.0	0.94	397298	03/05/26	03/06/26	TJW
Dibenzofuran	ND		ug/L	9.4	3.0	0.94	397298	03/05/26	03/06/26	TJW
2,4-Dinitrotoluene	ND		ug/L	9.4	4.0	0.94	397298	03/05/26	03/06/26	TJW
Diethylphthalate	ND		ug/L	9.4	2.8	0.94	397298	03/05/26	03/06/26	TJW
Fluorene	ND		ug/L	9.4	2.9	0.94	397298	03/05/26	03/06/26	TJW
4-Chlorophenyl-phenylether	ND		ug/L	9.4	2.9	0.94	397298	03/05/26	03/06/26	TJW
4-Nitroaniline	ND		ug/L	9.4	3.2	0.94	397298	03/05/26	03/06/26	TJW
4,6-Dinitro-2-methylphenol	ND		ug/L	47	16	0.94	397298	03/05/26	03/06/26	TJW
N-Nitrosodiphenylamine	ND		ug/L	9.4	3.7	0.94	397298	03/05/26	03/06/26	TJW
1,2-diphenylhydrazine (as azobenzene)	ND		ug/L	9.4	2.8	0.94	397298	03/05/26	03/06/26	TJW
4-Bromophenyl-phenylether	ND		ug/L	9.4	3.1	0.94	397298	03/05/26	03/06/26	TJW
Hexachlorobenzene	ND		ug/L	9.4	2.9	0.94	397298	03/05/26	03/06/26	TJW

Results for any subcontracted analyses are not included in this section.

ENTHALPY ANALYTICAL

Analysis Results for 554518

554518-001 Analyte	Result	Qual	Units	RL	MDL	DF	Batch	Prepared	Analyzed	Chemist
Pentachlorophenol	ND		ug/L	24	5.4	0.94	397298	03/05/26	03/06/26	TJW
Phenanthrene	ND		ug/L	9.4	2.8	0.94	397298	03/05/26	03/06/26	TJW
Anthracene	ND		ug/L	9.4	2.6	0.94	397298	03/05/26	03/06/26	TJW
Di-n-butylphthalate	ND		ug/L	9.4	2.8	0.94	397298	03/05/26	03/06/26	TJW
Fluoranthene	ND		ug/L	9.4	2.7	0.94	397298	03/05/26	03/06/26	TJW
Benzidine	ND		ug/L	47	18	0.94	397298	03/05/26	03/06/26	TJW
Pyrene	ND		ug/L	9.4	2.5	0.94	397298	03/05/26	03/06/26	TJW
Butylbenzylphthalate	ND		ug/L	9.4	3.4	0.94	397298	03/05/26	03/06/26	TJW
3,3'-Dichlorobenzidine	ND		ug/L	24	4.9	0.94	397298	03/05/26	03/06/26	TJW
Benzo(a)anthracene	ND		ug/L	9.4	2.3	0.94	397298	03/05/26	03/06/26	TJW
Chrysene	ND		ug/L	9.4	2.3	0.94	397298	03/05/26	03/06/26	TJW
bis(2-Ethylhexyl)phthalate	ND		ug/L	9.4	3.1	0.94	397298	03/05/26	03/06/26	TJW
Di-n-octylphthalate	ND		ug/L	9.4	4.4	0.94	397298	03/05/26	03/06/26	TJW
Benzo(b)fluoranthene	ND		ug/L	9.4	2.9	0.94	397298	03/05/26	03/06/26	TJW
Benzo(k)fluoranthene	ND		ug/L	9.4	2.9	0.94	397298	03/05/26	03/06/26	TJW
Benzo(a)pyrene	ND		ug/L	9.4	3.0	0.94	397298	03/05/26	03/06/26	TJW
Indeno(1,2,3-cd)pyrene	ND		ug/L	9.4	4.0	0.94	397298	03/05/26	03/06/26	TJW
Dibenz(a,h)anthracene	ND		ug/L	9.4	3.9	0.94	397298	03/05/26	03/06/26	TJW
Benzo(g,h,i)perylene	ND		ug/L	9.4	3.9	0.94	397298	03/05/26	03/06/26	TJW
Surrogates				**Limits**						
2-Fluorophenol	24%		%REC	15-120		0.94	397298	03/05/26	03/06/26	TJW
Phenol-d6	17%		%REC	15-120		0.94	397298	03/05/26	03/06/26	TJW
2,4,6-Tribromophenol	92%		%REC	15-140		0.94	397298	03/05/26	03/06/26	TJW
Nitrobenzene-d5	42%		%REC	15-123		0.94	397298	03/05/26	03/06/26	TJW
2-Fluorobiphenyl	42%		%REC	15-120		0.94	397298	03/05/26	03/06/26	TJW
Terphenyl-d14	71%		%REC	15-120		0.94	397298	03/05/26	03/06/26	TJW
Method: SM 4500-CN-E Prep Method: METHOD										
Cyanide	ND		mg/L	0.0050	0.0017	0.5	396955	03/03/26	03/03/26	CKN
Method: SM 4500-S2-D Prep Method: METHOD										
Sulfide	ND		mg/L	0.10		1	396728	02/28/26	02/28/26	TXC
Method: SM 5310B Prep Method: SM 5310B										
Total Organic Carbon	**7.5**		mg/L	1.0	0.49	1	396766	03/01/26	03/01/26	CKN
Method: SM 9221B Prep Method: METHOD										
Coliform, Total	**>1,600**		MPN/100ml	1.8		1	396738	02/28/26 16:54	03/03/26 13:16	BLV
Method: SM 9221F										
Coliform, E. Coli	**15**		MPN/100ml	1.8		1	396738	02/28/26 16:54	03/02/26 16:02	BLV
Method: SM2130B										
Turbidity	**970**		NTU	0.20	0.12	1	396759	03/01/26 11:34	03/01/26 11:34	ARM
Method: SM2320B Prep Method: METHOD										
Bicarbonate	**89**		mg/L	2.4		1	396558	03/01/26	03/01/26	ARM
Alkalinity, Total as CaCO3	**85**		mg/L	2.0		1	396558	03/01/26	03/01/26	ARM
Method: SM2510B Prep Method: METHOD										

Results for any subcontracted analyses are not included in this section.

ENTHALPY ANALYTICAL

Analysis Results for 554518

554518-001 Analyte	Result	Qual	Units	RL	MDL	DF	Batch	Prepared	Analyzed	Chemist
Specific Conductance	**240**		umhos/cm	1.0		1	396779	03/01/26	03/01/26	CDR
Method: SM2540C Prep Method: METHOD										
Total Dissolved Solids	**290**		mg/L	20		2	396771	03/01/26	03/03/26	CDR
Method: SM2540D Prep Method: METHOD										
Total Suspended Solids	**830**		mg/L	0.5		1	396770	03/01/26	03/02/26	CDR
Method: SM5210B Prep Method: METHOD										
Biochemical Oxygen Demand	ND	BOD5	mg/L	3.0		1	396724	02/28/26 18:29	03/05/26 15:13	TRR
Method: SM5220D Prep Method: SM 5220D										
Chemical Oxygen Demand	**26**		mg/L	4.0	2.0	1	396744	03/01/26	03/01/26	ARM

*	Value is outside QC limits
>	Value exceeds indicated concentration
BOD5	Estimated result, under-depleted, highest volume replicate reported
J	Estimated value
ND	Not Detected

Results for any subcontracted analyses are not included in this section.

ENTHALPY ANALYTICAL

Batch QC

Type: Blank	Lab ID: QC1345499	Batch: 396748
Matrix: Water	Method: EPA 1664A	Prep Method: METHOD

QC1345499 Analyte	Result	Qual	Units	RL	MDL	Prepared	Analyzed
Total Oil and Grease	ND		mg/L	5.0	0.97	03/01/26	03/02/26

Type: Lab Control Sample	Lab ID: QC1345500	Batch: 396748
Matrix: Water	Method: EPA 1664A	Prep Method: METHOD

QC1345500 Analyte	Result	Spiked	Units	Recovery	Qual	Limits
Total Oil and Grease	34.00	40.00	mg/L	85%		78-114

Type: Lab Control Sample Duplicate	Lab ID: QC1345501	Batch: 396748
Matrix: Water	Method: EPA 1664A	Prep Method: METHOD

QC1345501 Analyte	Result	Spiked	Units	Recovery	Qual	Limits	RPD	RPD Lim
Total Oil and Grease	32.00	40.00	mg/L	80%		78-114	6	18

Type: Blank	Lab ID: QC1345515	Batch: 396751
Matrix: Water	Method: EPA 200.7	Prep Method: EPA 3015A

QC1345515 Analyte	Result	Qual	Units	RL	MDL	Prepared	Analyzed
Calcium	ND		mg/L	0.10	0.0095	03/01/26	03/01/26
Iron	ND		mg/L	0.020	0.017	03/01/26	03/01/26
Magnesium	ND		mg/L	0.10	0.017	03/01/26	03/01/26
Potassium	ND		mg/L	0.50	0.20	03/01/26	03/01/26
Sodium	ND		mg/L	0.50	0.017	03/01/26	03/01/26

Type: Lab Control Sample	Lab ID: QC1345516	Batch: 396751
Matrix: Water	Method: EPA 200.7	Prep Method: EPA 3015A

QC1345516 Analyte	Result	Spiked	Units	Recovery	Qual	Limits
Calcium	20.28	20.40	mg/L	99%		85-115
Iron	0.3986	0.4000	mg/L	100%		85-115
Magnesium	20.21	20.40	mg/L	99%		85-115
Potassium	23.33	24.00	mg/L	97%		85-115
Sodium	19.68	20.40	mg/L	96%		85-115

ENTHALPY ANALYTICAL

Batch QC

Type:	Matrix Spike	Lab ID:	QC1345517	Batch:	396751
Matrix (Source ID):	Water (554486-001)	Method:	EPA 200.7	Prep Method:	EPA 3015A

QC1345517 Analyte	Result	Source Sample Result	Spiked	Units	Recovery	Qual	Limits	DF
Calcium	368.6	350.1	20.40	mg/L	91%	NM	75-125	1
Iron	97.58	97.59	0.4000	mg/L	-2%	NM	75-125	10
Magnesium	384.3	364.7	20.40	mg/L	96%	NM	75-125	1
Potassium	27.14	2.014	24.00	mg/L	105%		75-125	1
Sodium	216.3	196.9	20.40	mg/L	95%	NM	75-125	1

Type:	Matrix Spike Duplicate	Lab ID:	QC1345518	Batch:	396751
Matrix (Source ID):	Water (554486-001)	Method:	EPA 200.7	Prep Method:	EPA 3015A

QC1345518 Analyte	Result	Source Sample Result	Spiked	Units	Recovery	Qual	Limits	RPD	RPD Lim	DF
Calcium	367.4	350.1	20.40	mg/L	85%	NM	75-125	0	20	1
Iron	97.14	97.59	0.4000	mg/L	-111%	NM	75-125	0	20	10
Magnesium	383.3	364.7	20.40	mg/L	91%	NM	75-125	0	20	1
Potassium	27.08	2.014	24.00	mg/L	104%		75-125	0	20	1
Sodium	215.3	196.9	20.40	mg/L	90%	NM	75-125	0	20	1

Type:	Serial Dilution	Lab ID:	QC1345585	Batch:	396751
Matrix (Source ID):	Water (554486-001)	Method:	EPA 200.7	Prep Method:	EPA 3015A

QC1345585 Analyte	Result	Source Sample Result	Units	Qual	RPD	RPD Lim	DF
Calcium	369.5	350.1	mg/L				5
Iron	101.5	97.59	mg/L				50
Magnesium	373.4	364.7	mg/L				5
Potassium	1.979	2.014	mg/L	J			5
Sodium	199.9	196.9	mg/L				5

ENTHALPY ANALYTICAL

Batch QC

Type: Blank	Lab ID: QC1345608	Batch: 396774
Matrix: Water	Method: EPA 200.8	Prep Method: EPA 3015A

QC1345608 Analyte	Result	Qual	Units	RL	MDL	Prepared	Analyzed
Antimony	ND		ug/L	2.0	1.0	03/01/26	03/02/26
Arsenic	ND		ug/L	2.0	0.27	03/01/26	03/02/26
Barium	ND		ug/L	5.0	0.44	03/01/26	03/02/26
Beryllium	ND		ug/L	1.0	0.083	03/01/26	03/02/26
Boron	ND		ug/L	10	7.7	03/01/26	03/02/26
Cadmium	ND		ug/L	1.0	0.26	03/01/26	03/02/26
Chromium	ND		ug/L	5.0	0.40	03/01/26	03/02/26
Cobalt	ND		ug/L	1.0	0.13	03/01/26	03/02/26
Copper	ND		ug/L	5.0	1.4	03/01/26	03/02/26
Lead	ND		ug/L	5.0	0.23	03/01/26	03/02/26
Manganese	ND		ug/L	10	4.5	03/01/26	03/02/26
Nickel	ND		ug/L	5.0	0.89	03/01/26	03/02/26
Selenium	ND		ug/L	4.0	1.8	03/01/26	03/02/26
Silver	ND		ug/L	5.0	0.36	03/01/26	03/02/26
Thallium	ND		ug/L	1.0	0.15	03/01/26	03/02/26
Tin	ND		ug/L	5.0	1.5	03/01/26	03/02/26
Vanadium	ND		ug/L	5.0	0.36	03/01/26	03/02/26
Zinc	ND		ug/L	10	7.4	03/01/26	03/02/26

Type: Lab Control Sample	Lab ID: QC1345609	Batch: 396774
Matrix: Water	Method: EPA 200.8	Prep Method: EPA 3015A

QC1345609 Analyte	Result	Spiked	Units	Recovery	Qual	Limits
Antimony	103.7	100.0	ug/L	104%		85-115
Arsenic	98.08	100.0	ug/L	98%		85-115
Barium	97.91	100.0	ug/L	98%		85-115
Beryllium	96.14	100.0	ug/L	96%		85-115
Boron	91.71	100.0	ug/L	92%		85-115
Cadmium	95.22	100.0	ug/L	95%		85-115
Chromium	94.27	100.0	ug/L	94%		85-115
Cobalt	97.36	100.0	ug/L	97%		85-115
Copper	98.02	100.0	ug/L	98%		85-115
Lead	97.19	100.0	ug/L	97%		85-115
Manganese	95.98	100.0	ug/L	96%		85-115
Nickel	97.95	100.0	ug/L	98%		85-115
Selenium	91.55	100.0	ug/L	92%		85-115
Silver	47.87	50.00	ug/L	96%		85-115
Thallium	96.13	100.0	ug/L	96%		85-115
Tin	95.35	100.0	ug/L	95%		85-115
Vanadium	96.81	100.0	ug/L	97%		85-115
Zinc	98.72	100.0	ug/L	99%		85-115

ENTHALPY ANALYTICAL

Batch QC

Type:	Matrix Spike	Lab ID:	QC1345610	Batch:	396774
Matrix (Source ID):	Water (554518-001)	Method:	EPA 200.8	Prep Method:	EPA 3015A

QC1345610 Analyte	Result	Source Sample Result	Spiked	Units	Recovery	Qual	Limits	DF
Antimony	55.09	ND	100.0	ug/L	55%	*	70-130	10
Arsenic	103.7	7.808	100.0	ug/L	96%		70-130	10
Barium	309.1	206.3	100.0	ug/L	103%		70-130	10
Beryllium	98.59	0.8690	100.0	ug/L	98%		70-130	10
Boron	171.8	69.56	100.0	ug/L	102%		70-130	10
Cadmium	93.17	0.3320	100.0	ug/L	93%		70-130	10
Chromium	129.4	26.39	100.0	ug/L	103%		70-130	10
Cobalt	109.7	9.632	100.0	ug/L	100%		70-130	10
Copper	133.3	29.08	100.0	ug/L	104%		70-130	10
Lead	117.5	18.11	100.0	ug/L	99%		70-130	10
Manganese	496.1	360.9	100.0	ug/L	135%	*	70-130	10
Nickel	123.5	20.47	100.0	ug/L	103%		70-130	10
Selenium	81.79	ND	100.0	ug/L	82%		70-130	10
Silver	45.98	ND	50.00	ug/L	92%		70-130	10
Thallium	98.48	ND	100.0	ug/L	98%		70-130	10
Tin	38.79	ND	100.0	ug/L	39%	*	70-130	10
Vanadium	151.9	46.80	100.0	ug/L	105%		70-130	10
Zinc	228.7	109.2	100.0	ug/L	120%		70-130	10

Type:	Matrix Spike Duplicate	Lab ID:	QC1345611	Batch:	396774
Matrix (Source ID):	Water (554518-001)	Method:	EPA 200.8	Prep Method:	EPA 3015A

QC1345611 Analyte	Result	Source Sample Result	Spiked	Units	Recovery	Qual	Limits	RPD	RPD Lim	DF
Antimony	55.66	ND	100.0	ug/L	56%	*	70-130	1	20	10
Arsenic	103.4	7.808	100.0	ug/L	96%		70-130	0	20	10
Barium	298.5	206.3	100.0	ug/L	92%		70-130	3	20	10
Beryllium	97.87	0.8690	100.0	ug/L	97%		70-130	1	20	10
Boron	173.8	69.56	100.0	ug/L	104%		70-130	1	20	10
Cadmium	97.23	0.3320	100.0	ug/L	97%		70-130	4	20	10
Chromium	126.5	26.39	100.0	ug/L	100%		70-130	2	20	10
Cobalt	111.4	9.632	100.0	ug/L	102%		70-130	2	20	10
Copper	130.3	29.08	100.0	ug/L	101%		70-130	2	20	10
Lead	115.1	18.11	100.0	ug/L	97%		70-130	2	20	10
Manganese	487.5	360.9	100.0	ug/L	127%		70-130	2	20	10
Nickel	124.3	20.47	100.0	ug/L	104%		70-130	1	20	10
Selenium	98.04	ND	100.0	ug/L	98%		70-130	18	20	10
Silver	49.17	ND	50.00	ug/L	98%		70-130	7	20	10
Thallium	94.39	ND	100.0	ug/L	94%		70-130	4	20	10
Tin	38.94	ND	100.0	ug/L	39%	*	70-130	0	20	10
Vanadium	149.7	46.80	100.0	ug/L	103%		70-130	1	20	10
Zinc	220.2	109.2	100.0	ug/L	111%		70-130	4	20	10

ENTHALPY ANALYTICAL

Batch QC

Type: Blank	Lab ID: QC1345527	Batch: 396755
Matrix: Water	Method: EPA 245.1	Prep Method: EPA 245.1

QC1345527 Analyte	Result	Qual	Units	RL	MDL	Prepared	Analyzed
Mercury	ND		ug/L	0.40	0.089	03/01/26	03/01/26

Type: Lab Control Sample	Lab ID: QC1345528	Batch: 396755
Matrix: Water	Method: EPA 245.1	Prep Method: EPA 245.1

QC1345528 Analyte	Result	Spiked	Units	Recovery	Qual	Limits
Mercury	4.482	5.000	ug/L	90%		85-115

Type: Matrix Spike	Lab ID: QC1345529	Batch: 396755
Matrix (Source ID): Water (554517-001)	Method: EPA 245.1	Prep Method: EPA 245.1

QC1345529 Analyte	Result	Source Sample Result	Spiked	Units	Recovery	Qual	Limits	DF
Mercury	879.1	ND	1000	ug/L	88%		75-125	200

Type: Matrix Spike Duplicate	Lab ID: QC1345530	Batch: 396755
Matrix (Source ID): Water (554517-001)	Method: EPA 245.1	Prep Method: EPA 245.1

QC1345530 Analyte	Result	Source Sample Result	Spiked	Units	Recovery	Qual	Limits	RPD	RPD Lim	DF
Mercury	859.3	ND	1000	ug/L	86%		75-125	2	20	200

Type: Blank	Lab ID: QC1345363	Batch: 396710
Matrix: Water	Method: EPA 300.0	Prep Method: METHOD

QC1345363 Analyte	Result	Qual	Units	RL	MDL	Prepared	Analyzed
Fluoride	ND		mg/L	0.20	0.062	02/28/26 11:00	02/28/26 13:51
Chloride	ND		mg/L	1.0	0.27	02/28/26 11:00	02/28/26 13:51
Nitrogen, Nitrite	ND		mg/L	0.10	0.01	02/28/26 11:00	02/28/26 13:51
Bromide	ND		mg/L	0.30	0.049	02/28/26 11:00	02/28/26 13:51
Nitrogen, Nitrate	ND		mg/L	0.10	0.05	02/28/26 11:00	02/28/26 13:51

Type: Lab Control Sample	Lab ID: QC1345364	Batch: 396710
Matrix: Water	Method: EPA 300.0	Prep Method: METHOD

QC1345364 Analyte	Result	Spiked	Units	Recovery	Qual	Limits
Fluoride	10.60	10.00	mg/L	106%		90-110
Chloride	48.74	50.00	mg/L	97%		90-110
Nitrogen, Nitrite	4.830	4.567	mg/L	106%		90-110
Bromide	15.79	15.00	mg/L	105%		90-110
Nitrogen, Nitrate	4.688	4.518	mg/L	104%		90-110

ENTHALPY ANALYTICAL

Batch QC

Type:	Matrix Spike	Lab ID:	QC1345365	Batch:	396710
Matrix (Source ID):	Water (554495-004)	Method:	EPA 300.0	Prep Method:	METHOD

QC1345365 Analyte	Result	Source Sample Result	Spiked	Units	Recovery	Qual	Limits	DF
Fluoride	12.08	58.38	20.00	mg/L	-231%	NM	80-129	1
Chloride	144.3	13.88	100.0	mg/L	130%	*	80-123	1
Nitrogen, Nitrite	11.75	0.03053	9.134	mg/L	128%	*	80-122	1
Bromide	19.76	0.2443	15.00	mg/L	130%	*	80-121	1
Nitrogen, Nitrate	11.76	ND	9.036	mg/L	130%	*	80-123	1

Type:	Matrix Spike Duplicate	Lab ID:	QC1345366	Batch:	396710
Matrix (Source ID):	Water (554495-004)	Method:	EPA 300.0	Prep Method:	METHOD

QC1345366 Analyte	Result	Source Sample Result	Spiked	Units	Recovery	Qual	Limits	RPD	RPD Lim	DF
Fluoride	13.52	58.38	20.00	mg/L	-224%	NM	80-129	11	21	1
Chloride	162.3	13.88	100.0	mg/L	148%	*	80-123	12	20	1
Nitrogen, Nitrite	13.41	0.03053	9.134	mg/L	147%	*	80-122	13	21	1
Bromide	22.30	0.2443	15.00	mg/L	147%	*	80-121	12	20	1
Nitrogen, Nitrate	13.29	ND	9.036	mg/L	147%	*	80-123	12	20	1

Type:	Blank	Lab ID:	QC1345729	Batch:	396830
Matrix:	Water	Method:	EPA 300.0	Prep Method:	METHOD

QC1345729 Analyte	Result	Qual	Units	RL	MDL	Prepared	Analyzed
Sulfate	ND		mg/L	1.0	0.26	03/02/26 10:37	03/02/26 11:41

Type:	Lab Control Sample	Lab ID:	QC1345730	Batch:	396830
Matrix:	Water	Method:	EPA 300.0	Prep Method:	METHOD

QC1345730 Analyte	Result	Spiked	Units	Recovery	Qual	Limits
Sulfate	26.27	25.00	mg/L	105%		90-110

Type:	Matrix Spike	Lab ID:	QC1345731	Batch:	396830
Matrix (Source ID):	Water (554518-001)	Method:	EPA 300.0	Prep Method:	METHOD

QC1345731 Analyte	Result	Source Sample Result	Spiked	Units	Recovery	Qual	Limits	DF
Sulfate	84.59	35.71	50.00	mg/L	98%		79-124	1

ENTHALPY ANALYTICAL

Batch QC

Type:	Matrix Spike Duplicate	Lab ID:	QC1345732	Batch:	396830
Matrix (Source ID):	Water (554518-001)	Method:	EPA 300.0	Prep Method:	METHOD

QC1345732 Analyte	Result	Source Sample Result	Spiked	Units	Recovery	Qual	Limits	RPD	RPD Lim	DF
Sulfate	83.00	35.71	50.00	mg/L	95%		79-124	2	20	1

Type:	Blank	Lab ID:	QC1345788	Batch:	396847
Matrix:	Water	Method:	EPA 350.1	Prep Method:	METHOD

QC1345788 Analyte	Result	Qual	Units	RL	MDL	Prepared	Analyzed
Ammonia-N	ND		mg/L	0.10	0.068	03/02/26	03/03/26

Type:	Lab Control Sample	Lab ID:	QC1345789	Batch:	396847
Matrix:	Water	Method:	EPA 350.1	Prep Method:	METHOD

QC1345789 Analyte	Result	Spiked	Units	Recovery	Qual	Limits
Ammonia-N	1.011	1.000	mg/L	101%		90-110

Type:	Matrix Spike	Lab ID:	QC1345799	Batch:	396847
Matrix (Source ID):	Water (553318-001)	Method:	EPA 350.1	Prep Method:	SM 4500-NH3-G SD

QC1345799 Analyte	Result	Source Sample Result	Spiked	Units	Recovery	Qual	Limits	DF
Ammonia-N	1.000	0.08171	1.000	mg/L	92%		90-110	1

Type:	Matrix Spike Duplicate	Lab ID:	QC1345800	Batch:	396847
Matrix (Source ID):	Water (553318-001)	Method:	EPA 350.1	Prep Method:	SM 4500-NH3-G SD

QC1345800 Analyte	Result	Source Sample Result	Spiked	Units	Recovery	Qual	Limits	RPD	RPD Lim	DF
Ammonia-N	0.9737	0.08171	1.000	mg/L	89%	*	90-110	3	20	1

Type:	Matrix Spike	Lab ID:	QC1345801	Batch:	396847
Matrix (Source ID):	Water (553318-002)	Method:	EPA 350.1	Prep Method:	SM 4500-NH3-G SD

QC1345801 Analyte	Result	Source Sample Result	Spiked	Units	Recovery	Qual	Limits	DF
Ammonia-N	1.029	0.07920	1.000	mg/L	95%		90-110	1

ENTHALPY ANALYTICAL

Batch QC

Type:	**Matrix Spike Duplicate**	**Lab ID:**	**QC1345802**	**Batch:**	**396847**
Matrix (Source ID):	**Water (553318-002)**	**Method:**	**EPA 350.1**	**Prep Method:**	**SM 4500-NH3-G SD**

QC1345802 Analyte	Result	Source Sample Result	Spiked	Units	Recovery	Qual	Limits	RPD	RPD Lim	DF
Ammonia-N	1.044	0.07920	1.000	mg/L	96%		90-110	1	20	1

Type:	**Blank**	**Lab ID:**	**QC1345751**	**Batch:**	**396838**
Matrix:	**Water**	**Method:**	**EPA 420.1**	**Prep Method:**	**METHOD**

QC1345751 Analyte	Result	Qual	Units	RL	MDL	Prepared	Analyzed
Total Phenolics	ND		mg/L	0.010	0.0056	03/02/26	03/02/26

Type:	**Lab Control Sample**	**Lab ID:**	**QC1345752**	**Batch:**	**396838**
Matrix:	**Water**	**Method:**	**EPA 420.1**	**Prep Method:**	**METHOD**

QC1345752 Analyte	Result	Spiked	Units	Recovery	Qual	Limits
Total Phenolics	0.06900	0.08000	mg/L	86%		80-120

Type:	**Lab Control Sample Duplicate**	**Lab ID:**	**QC1345753**	**Batch:**	**396838**
Matrix:	**Water**	**Method:**	**EPA 420.1**	**Prep Method:**	**METHOD**

QC1345753 Analyte	Result	Spiked	Units	Recovery	Qual	Limits	RPD	RPD Lim
Total Phenolics	0.07400	0.08000	mg/L	93%		80-120	7	20

ENTHALPY ANALYTICAL

Batch QC

Type: Blank	Lab ID: QC1347360	Batch: 397298
Matrix: Water		

QC1347360 Analyte	Result	Qual	Units	RL	MDL	Prepared	Analyzed
Method: EPA 625.1 Prep Method: EPA 3510C							
a-Terpineol	ND		ug/L	10	2.1	03/05/26	03/06/26
Benzoic acid	ND		ug/L	50	11	03/05/26	03/06/26
2-Methylphenol	ND		ug/L	10	3.2	03/05/26	03/06/26
Pyridine	ND		ug/L	10	2.8	03/05/26	03/06/26
Phenol	ND		ug/L	10	2.1	03/05/26	03/06/26
Naphthalene	ND		ug/L	10	3.6	03/05/26	03/06/26
3-,4-Methylphenol	ND		ug/L	10	3.0	03/05/26	03/06/26
Cresol	ND		ug/L	10		03/05/26	03/06/26
Surrogates				**Limits**			
2-Fluorophenol	36%		%REC	36-95		03/05/26	03/06/26
Phenol-d6	23%	*	%REC	28-82		03/05/26	03/06/26
2,4,6-Tribromophenol	73%		%REC	61-140		03/05/26	03/06/26
Nitrobenzene-d5	59%		%REC	48-123		03/05/26	03/06/26
2-Fluorobiphenyl	53%		%REC	51-105		03/05/26	03/06/26
Terphenyl-d14	77%		%REC	65-117		03/05/26	03/06/26
Method: EPA 8270E Prep Method: EPA 3510C							
Carbazole	ND		ug/L	10	2.8	03/05/26	03/06/26
N-Nitrosodimethylamine	ND		ug/L	10	2.9	03/05/26	03/06/26
Aniline	ND		ug/L	10	2.8	03/05/26	03/06/26
bis(2-Chloroethyl)ether	ND		ug/L	25	3.7	03/05/26	03/06/26
2-Chlorophenol	ND		ug/L	10	3.6	03/05/26	03/06/26
1,3-Dichlorobenzene	ND		ug/L	10	3.3	03/05/26	03/06/26
1,4-Dichlorobenzene	ND		ug/L	10	3.4	03/05/26	03/06/26
Benzyl alcohol	ND		ug/L	25	5.8	03/05/26	03/06/26
1,2-Dichlorobenzene	ND		ug/L	10	3.3	03/05/26	03/06/26
bis(2-Chloroisopropyl) ether	ND		ug/L	10	3.8	03/05/26	03/06/26
N-Nitroso-di-n-propylamine	ND		ug/L	10	3.9	03/05/26	03/06/26
Hexachloroethane	ND		ug/L	10	3.0	03/05/26	03/06/26
Nitrobenzene	ND		ug/L	25	8.4	03/05/26	03/06/26
Isophorone	ND		ug/L	10	3.7	03/05/26	03/06/26
2-Nitrophenol	ND		ug/L	10	5.4	03/05/26	03/06/26
2,4-Dimethylphenol	ND		ug/L	10	3.2	03/05/26	03/06/26
bis(2-Chloroethoxy)methane	ND		ug/L	10	3.7	03/05/26	03/06/26
2,4-Dichlorophenol	ND		ug/L	10	3.7	03/05/26	03/06/26
1,2,4-Trichlorobenzene	ND		ug/L	10	3.4	03/05/26	03/06/26
4-Chloroaniline	ND		ug/L	10	3.1	03/05/26	03/06/26
Hexachlorobutadiene	ND		ug/L	10	2.2	03/05/26	03/06/26
4-Chloro-3-methylphenol	ND		ug/L	10	3.6	03/05/26	03/06/26
2-Methylnaphthalene	ND		ug/L	10	3.4	03/05/26	03/06/26
Hexachlorocyclopentadiene	ND		ug/L	25	7.8	03/05/26	03/06/26
2,4,6-Trichlorophenol	ND		ug/L	10	4.1	03/05/26	03/06/26
2,4,5-Trichlorophenol	ND		ug/L	10	3.7	03/05/26	03/06/26
2-Chloronaphthalene	ND		ug/L	10	3.4	03/05/26	03/06/26
2-Nitroaniline	ND		ug/L	50	4.3	03/05/26	03/06/26

ENTHALPY ANALYTICAL

Batch QC

QC1347360 Analyte	Result	Qual	Units	RL	MDL	Prepared	Analyzed
Dimethylphthalate	ND		ug/L	10	3.4	03/05/26	03/06/26
Acenaphthylene	ND		ug/L	10	3.9	03/05/26	03/06/26
2,6-Dinitrotoluene	ND		ug/L	10	4.4	03/05/26	03/06/26
3-Nitroaniline	ND		ug/L	10	4.0	03/05/26	03/06/26
Acenaphthene	ND		ug/L	10	3.2	03/05/26	03/06/26
2,4-Dinitrophenol	ND		ug/L	50	15	03/05/26	03/06/26
4-Nitrophenol	ND		ug/L	50	8.5	03/05/26	03/06/26
Dibenzofuran	ND		ug/L	10	3.2	03/05/26	03/06/26
2,4-Dinitrotoluene	ND		ug/L	10	4.3	03/05/26	03/06/26
Diethylphthalate	ND		ug/L	10	2.9	03/05/26	03/06/26
Fluorene	ND		ug/L	10	3.1	03/05/26	03/06/26
4-Chlorophenyl-phenylether	ND		ug/L	10	3.1	03/05/26	03/06/26
4-Nitroaniline	ND		ug/L	10	3.3	03/05/26	03/06/26
4,6-Dinitro-2-methylphenol	ND		ug/L	50	17	03/05/26	03/06/26
N-Nitrosodiphenylamine	ND		ug/L	10	4.0	03/05/26	03/06/26
1,2-diphenylhydrazine (as azobenzene)	ND		ug/L	10	2.9	03/05/26	03/06/26
4-Bromophenyl-phenylether	ND		ug/L	10	3.3	03/05/26	03/06/26
Hexachlorobenzene	ND		ug/L	10	3.0	03/05/26	03/06/26
Pentachlorophenol	ND		ug/L	25	5.7	03/05/26	03/06/26
Phenanthrene	ND		ug/L	10	2.9	03/05/26	03/06/26
Anthracene	ND		ug/L	10	2.8	03/05/26	03/06/26
Di-n-butylphthalate	ND		ug/L	10	3.0	03/05/26	03/06/26
Fluoranthene	ND		ug/L	10	2.8	03/05/26	03/06/26
Benzidine	ND		ug/L	50	19	03/05/26	03/06/26
Pyrene	ND		ug/L	10	2.7	03/05/26	03/06/26
Butylbenzylphthalate	ND		ug/L	10	3.6	03/05/26	03/06/26
3,3'-Dichlorobenzidine	ND		ug/L	25	5.2	03/05/26	03/06/26
Benzo(a)anthracene	ND		ug/L	10	2.4	03/05/26	03/06/26
Chrysene	ND		ug/L	10	2.5	03/05/26	03/06/26
bis(2-Ethylhexyl)phthalate	ND		ug/L	10	3.3	03/05/26	03/06/26
Di-n-octylphthalate	ND		ug/L	10	4.7	03/05/26	03/06/26
Benzo(b)fluoranthene	ND		ug/L	10	3.0	03/05/26	03/06/26
Benzo(k)fluoranthene	ND		ug/L	10	3.1	03/05/26	03/06/26
Benzo(a)pyrene	ND		ug/L	10	3.1	03/05/26	03/06/26
Indeno(1,2,3-cd)pyrene	ND		ug/L	10	4.2	03/05/26	03/06/26
Dibenz(a,h)anthracene	ND		ug/L	10	4.2	03/05/26	03/06/26
Benzo(g,h,i)perylene	ND		ug/L	10	4.1	03/05/26	03/06/26
Surrogates				**Limits**			
2-Fluorophenol	36%		%REC	15-120		03/05/26	03/06/26
Phenol-d6	23%		%REC	15-120		03/05/26	03/06/26
2,4,6-Tribromophenol	73%		%REC	15-140		03/05/26	03/06/26
Nitrobenzene-d5	59%		%REC	15-123		03/05/26	03/06/26
2-Fluorobiphenyl	53%		%REC	15-120		03/05/26	03/06/26
Terphenyl-d14	77%		%REC	15-120		03/05/26	03/06/26

ENTHALPY ANALYTICAL

Batch QC

Type: Lab Control Sample **Lab ID:** QC1347361 **Batch:** 397298
Matrix: Water

QC1347361 Analyte	Result	Spiked	Units	Recovery	Qual	Limits
Method: EPA 625.1 Prep Method: EPA 3510C						
2-Methylphenol	52.38	75.00	ug/L	70%		44-120
Pyridine	21.55	75.00	ug/L	29%		13-120
Phenol	24.37	75.00	ug/L	32%		10-85
Naphthalene	57.21	75.00	ug/L	76%		23-133
3-,4-Methylphenol	49.51	75.00	ug/L	66%		40-120
a-Terpineol	69.39	75.00	ug/L	93%		70-130
Surrogates						
2-Fluorophenol	20.27	40.00	ug/L	51%		36-95
Phenol-d6	13.59	40.00	ug/L	34%		28-82
2,4,6-Tribromophenol	46.36	40.00	ug/L	116%		61-140
Nitrobenzene-d5	34.96	40.00	ug/L	87%		48-123
2-Fluorobiphenyl	31.32	40.00	ug/L	78%		51-105
Terphenyl-d14	35.69	40.00	ug/L	89%		65-117
Method: EPA 8270E Prep Method: EPA 3510C						
Phenol	24.37	75.00	ug/L	32%		14-120
2-Chlorophenol	56.91	75.00	ug/L	76%		46-120
1,4-Dichlorobenzene	52.34	75.00	ug/L	70%		42-120
3-,4-Methylphenol	49.51	75.00	ug/L	66%		40-120
N-Nitroso-di-n-propylamine	55.93	75.00	ug/L	75%		54-121
2,4-Dimethylphenol	62.59	75.00	ug/L	83%		48-120
1,2,4-Trichlorobenzene	57.59	75.00	ug/L	77%		45-120
4-Chloro-3-methylphenol	62.12	75.00	ug/L	83%		60-121
2,4,5-Trichlorophenol	70.47	75.00	ug/L	94%		62-124
Acenaphthene	61.96	75.00	ug/L	83%		56-120
4-Nitrophenol	31.21	75.00	ug/L	42%		17-120
2,4-Dinitrotoluene	80.48	75.00	ug/L	107%	b	69-127
Pentachlorophenol	84.20	75.00	ug/L	112%		51-120
Pyrene	68.92	75.00	ug/L	92%		68-123
Chrysene	69.17	75.00	ug/L	92%		66-120
Benzo(b)fluoranthene	69.44	75.00	ug/L	93%		67-120
Surrogates						
2-Fluorophenol	20.27	40.00	ug/L	51%		15-120
Phenol-d6	13.59	40.00	ug/L	34%		15-120
2,4,6-Tribromophenol	46.36	40.00	ug/L	116%		15-140
Nitrobenzene-d5	34.96	40.00	ug/L	87%		15-123
2-Fluorobiphenyl	31.32	40.00	ug/L	78%		15-120
Terphenyl-d14	35.69	40.00	ug/L	89%		15-120

ENTHALPY ANALYTICAL

Batch QC

Type: Lab Control Sample Duplicate **Lab ID:** QC1347362 **Batch:** 397298
Matrix: Water

QC1347362 Analyte	Result	Spiked	Units	Recovery	Qual	Limits	RPD	RPD Lim
Method: EPA 625.1 Prep Method: EPA 3510C								
2-Methylphenol	32.68	75.00	ug/L	44%		44-120	46	51
Pyridine	20.87	75.00	ug/L	28%		13-120	3	62
Phenol	15.97	75.00	ug/L	21%		10-85	42	52
Naphthalene	34.54	75.00	ug/L	46%		23-133	49	50
3-,4-Methylphenol	31.90	75.00	ug/L	43%		40-120	43	51
a-Terpineol	47.29	75.00	ug/L	63%	*	70-130	38*	30
Surrogates								
2-Fluorophenol	12.27	40.00	ug/L	31%	*	36-95		
Phenol-d6	8.617	40.00	ug/L	22%	*	28-82		
2,4,6-Tribromophenol	38.30	40.00	ug/L	96%		61-140		
Nitrobenzene-d5	21.08	40.00	ug/L	53%		48-123		
2-Fluorobiphenyl	20.32	40.00	ug/L	51%		51-105		
Terphenyl-d14	31.58	40.00	ug/L	79%		65-117		
Method: EPA 8270E Prep Method: EPA 3510C								
Phenol	15.97	75.00	ug/L	21%		14-120	42	52
2-Chlorophenol	33.53	75.00	ug/L	45%	*	46-120	52	52
1,4-Dichlorobenzene	30.52	75.00	ug/L	41%	*	42-120	53	53
3-,4-Methylphenol	31.90	75.00	ug/L	43%		40-120	43	51
N-Nitroso-di-n-propylamine	34.63	75.00	ug/L	46%	*	54-121	47	52
2,4-Dimethylphenol	40.23	75.00	ug/L	54%		48-120	43	52
1,2,4-Trichlorobenzene	33.31	75.00	ug/L	44%	*	45-120	53	54
4-Chloro-3-methylphenol	44.71	75.00	ug/L	60%		60-121	33	47
2,4,5-Trichlorophenol	50.81	75.00	ug/L	68%		62-124	32	46
Acenaphthene	45.04	75.00	ug/L	60%		56-120	32	46
4-Nitrophenol	30.75	75.00	ug/L	41%		17-120	2	44
2,4-Dinitrotoluene	71.97	75.00	ug/L	96%	b	69-127	11	40
Pentachlorophenol	73.47	75.00	ug/L	98%		51-120	14	42
Pyrene	62.14	75.00	ug/L	83%		68-123	10	39
Chrysene	62.19	75.00	ug/L	83%		66-120	11	38
Benzo(b)fluoranthene	62.99	75.00	ug/L	84%		67-120	10	39
Surrogates								
2-Fluorophenol	12.27	40.00	ug/L	31%		15-120		
Phenol-d6	8.617	40.00	ug/L	22%		15-120		
2,4,6-Tribromophenol	38.30	40.00	ug/L	96%		15-140		
Nitrobenzene-d5	21.08	40.00	ug/L	53%		15-123		
2-Fluorobiphenyl	20.32	40.00	ug/L	51%		15-120		
Terphenyl-d14	31.58	40.00	ug/L	79%		15-120		

ENTHALPY ANALYTICAL

Batch QC

Type: Blank	Lab ID: QC1345603	Batch: 396773
Matrix: Water		

QC1345603 Analyte	Result	Qual	Units	RL	MDL	Prepared	Analyzed
Method: EPA 8081A Prep Method: EPA 3510C							
alpha-BHC	ND		ug/L	0.05	0.02	03/01/26	03/01/26
beta-BHC	ND		ug/L	0.05	0.01	03/01/26	03/01/26
gamma-BHC	ND		ug/L	0.05	0.01	03/01/26	03/01/26
delta-BHC	ND		ug/L	0.05	0.01	03/01/26	03/01/26
Heptachlor	ND		ug/L	0.05	0.01	03/01/26	03/01/26
Aldrin	ND		ug/L	0.05	0.01	03/01/26	03/01/26
Heptachlor epoxide	ND		ug/L	0.05	0.01	03/01/26	03/01/26
Endosulfan I	ND		ug/L	0.05	0.01	03/01/26	03/01/26
Dieldrin	ND		ug/L	0.1	0.01	03/01/26	03/01/26
4,4'-DDE	ND		ug/L	0.1	0.04	03/01/26	03/01/26
Endrin	ND		ug/L	0.1	0.01	03/01/26	03/01/26
Endosulfan II	ND		ug/L	0.1	0.02	03/01/26	03/01/26
Endosulfan sulfate	ND		ug/L	0.1	0.02	03/01/26	03/01/26
4,4'-DDD	ND		ug/L	0.1	0.03	03/01/26	03/01/26
Endrin aldehyde	ND		ug/L	0.1	0.04	03/01/26	03/01/26
Endrin ketone	ND		ug/L	0.1	0.03	03/01/26	03/01/26
4,4'-DDT	ND		ug/L	0.1	0.08	03/01/26	03/01/26
Methoxychlor	ND		ug/L	0.1	0.04	03/01/26	03/01/26
Toxaphene	ND		ug/L	2.0	0.6	03/01/26	03/01/26
Chlordane (Technical)	ND		ug/L	1.0	0.2	03/01/26	03/01/26
Surrogates				**Limits**			
TCMX	66%		%REC	29-120		03/01/26	03/01/26
Decachlorobiphenyl	86%		%REC	33-132		03/01/26	03/01/26
Method: EPA 8082 Prep Method: EPA 3510C							
Aroclor-1016	ND		ug/L	0.50	0.30	03/01/26	03/01/26
Aroclor-1221	ND		ug/L	0.50	0.47	03/01/26	03/01/26
Aroclor-1232	ND		ug/L	0.50	0.27	03/01/26	03/01/26
Aroclor-1242	ND		ug/L	0.50	0.29	03/01/26	03/01/26
Aroclor-1248	ND		ug/L	0.50	0.24	03/01/26	03/01/26
Aroclor-1254	ND		ug/L	0.50	0.27	03/01/26	03/01/26
Aroclor-1260	ND		ug/L	0.50	0.33	03/01/26	03/01/26
Aroclor-1262	ND		ug/L	0.50	0.29	03/01/26	03/01/26
Aroclor-1268	ND		ug/L	0.50	0.26	03/01/26	03/01/26
Surrogates				**Limits**			
Decachlorobiphenyl (PCB)	115%		%REC	28-138		03/01/26	03/01/26

ENTHALPY ANALYTICAL

Batch QC

Type: Lab Control Sample	**Lab ID:** QC1345604	**Batch:** 396773
Matrix: Water	**Method:** EPA 8081A	**Prep Method:** EPA 3510C

QC1345604 Analyte	Result	Spiked	Units	Recovery	Qual	Limits
alpha-BHC	0.5193	0.5000	ug/L	104%		66-121
beta-BHC	0.4817	0.5000	ug/L	96%		73-120
gamma-BHC	0.5300	0.5000	ug/L	106%		68-125
delta-BHC	0.5667	0.5000	ug/L	113%		68-131
Heptachlor	0.4895	0.5000	ug/L	98%		63-120
Aldrin	0.4371	0.5000	ug/L	87%		56-120
Heptachlor epoxide	0.4816	0.5000	ug/L	96%		65-120
Endosulfan I	0.4970	0.5000	ug/L	99%		68-124
Dieldrin	0.4795	0.5000	ug/L	96%		66-124
4,4'-DDE	0.5234	0.5000	ug/L	105%		67-131
Endrin	0.5158	0.5000	ug/L	103%	#	68-135
Endosulfan II	0.4921	0.5000	ug/L	98%		71-130
Endosulfan sulfate	0.5266	0.5000	ug/L	105%		68-128
4,4'-DDD	0.4899	0.5000	ug/L	98%		65-130
Endrin aldehyde	0.4619	0.5000	ug/L	92%		67-124
Endrin ketone	0.5462	0.5000	ug/L	109%		69-137
4,4'-DDT	0.4625	0.5000	ug/L	93%		65-136
Methoxychlor	0.4853	0.5000	ug/L	97%		69-150
Surrogates						
TCMX	0.3686	0.5000	ug/L	74%		29-120
Decachlorobiphenyl	0.3672	0.5000	ug/L	73%		33-132

ENTHALPY ANALYTICAL

Batch QC

Type:	Lab Control Sample Duplicate	Lab ID:	QC1345605	Batch:	396773
Matrix:	Water	Method:	EPA 8081A	Prep Method:	EPA 3510C

QC1345605 Analyte	Result	Spiked	Units	Recovery	Qual	Limits	RPD	RPD Lim
alpha-BHC	0.5557	0.5000	ug/L	111%		66-121	7	20
beta-BHC	0.5298	0.5000	ug/L	106%		73-120	10	20
gamma-BHC	0.6030	0.5000	ug/L	121%		68-125	13	20
delta-BHC	0.6107	0.5000	ug/L	122%		68-131	7	20
Heptachlor	0.5387	0.5000	ug/L	108%		63-120	10	24
Aldrin	0.4627	0.5000	ug/L	93%		56-120	6	30
Heptachlor epoxide	0.5324	0.5000	ug/L	106%		65-120	10	20
Endosulfan I	0.5454	0.5000	ug/L	109%		68-124	9	20
Dieldrin	0.5344	0.5000	ug/L	107%		66-124	11	22
4,4'-DDE	0.5814	0.5000	ug/L	116%		67-131	11	21
Endrin	0.5598	0.5000	ug/L	112%	#	68-135	8	20
Endosulfan II	0.5534	0.5000	ug/L	111%		71-130	12	21
Endosulfan sulfate	0.5704	0.5000	ug/L	114%		68-128	8	21
4,4'-DDD	0.5542	0.5000	ug/L	111%		65-130	12	22
Endrin aldehyde	0.5156	0.5000	ug/L	103%		67-124	11	20
Endrin ketone	0.5827	0.5000	ug/L	117%		69-137	6	21
4,4'-DDT	0.5146	0.5000	ug/L	103%		65-136	11	23
Methoxychlor	0.5415	0.5000	ug/L	108%		69-150	11	23
Surrogates								
TCMX	0.3856	0.5000	ug/L	77%		29-120		
Decachlorobiphenyl	0.3824	0.5000	ug/L	76%		33-132		

Type:	Lab Control Sample	Lab ID:	QC1345606	Batch:	396773
Matrix:	Water	Method:	EPA 8082	Prep Method:	EPA 3510C

QC1345606 Analyte	Result	Spiked	Units	Recovery	Qual	Limits
Aroclor-1016	4.566	5.000	ug/L	91%		69-120
Aroclor-1260	4.914	5.000	ug/L	98%		72-124
Surrogates						
Decachlorobiphenyl (PCB)	0.5038	0.5000	ug/L	101%		28-138

Type:	Lab Control Sample Duplicate	Lab ID:	QC1345607	Batch:	396773
Matrix:	Water	Method:	EPA 8082	Prep Method:	EPA 3510C

QC1345607 Analyte	Result	Spiked	Units	Recovery	Qual	Limits	RPD	RPD Lim
Aroclor-1016	4.533	5.000	ug/L	91%		69-120	1	22
Aroclor-1260	4.935	5.000	ug/L	99%		72-124	0	25
Surrogates								
Decachlorobiphenyl (PCB)	0.4754	0.5000	ug/L	95%		28-138		

ENTHALPY ANALYTICAL

Batch QC

Type:	**Blank**	**Lab ID:**	**QC1345531**	**Batch:**	**396757**
Matrix:	**Water**	**Method:**	**EPA 8260B**	**Prep Method:**	**EPA 5030B**

QC1345531 Analyte	Result	Qual	Units	RL	MDL	Prepared	Analyzed
Carbon Disulfide	ND		ug/L	5.0	0.3	03/01/26	03/01/26
Chloroprene	ND		ug/L	200	0.3	03/01/26	03/01/26
3-Chloropropene	ND		ug/L	5.0	0.2	03/01/26	03/01/26
Ethyl methacrylate	ND		ug/L	50	2.4	03/01/26	03/01/26
Ethanol	ND		ug/L	500	130	03/01/26	03/01/26
2-Hexanone	ND		ug/L	5.0	0.6	03/01/26	03/01/26
Isopropanol (IPA)	ND		ug/L	200	40	03/01/26	03/01/26
Methyl acrylonitrile	ND		ug/L	35	1.3	03/01/26	03/01/26
Vinyl Acetate	ND		ug/L	50	2.4	03/01/26	03/01/26
Acrolein	ND		ug/L	200	2.0	03/01/26	03/01/26
Acrylonitrile	ND		ug/L	10	0.3	03/01/26	03/01/26
Freon 12	ND		ug/L	5.0	0.2	03/01/26	03/01/26
Chloromethane	ND		ug/L	5.0	0.1	03/01/26	03/01/26
Vinyl Chloride	ND		ug/L	5.0	0.1	03/01/26	03/01/26
Bromomethane	ND		ug/L	5.0	0.3	03/01/26	03/01/26
Chloroethane	ND		ug/L	5.0	0.05	03/01/26	03/01/26
Trichlorofluoromethane	ND		ug/L	5.0	0.08	03/01/26	03/01/26
Iodomethane	ND		ug/L	5.0		03/01/26	03/01/26
Acetone	ND		ug/L	100	8.8	03/01/26	03/01/26
Freon 113	ND		ug/L	5.0	0.1	03/01/26	03/01/26
1,1-Dichloroethene	ND		ug/L	5.0	0.1	03/01/26	03/01/26
Methylene Chloride	ND		ug/L	10	0.2	03/01/26	03/01/26
MTBE	ND		ug/L	5.0	0.1	03/01/26	03/01/26
trans-1,2-Dichloroethene	ND		ug/L	5.0	0.1	03/01/26	03/01/26
1,1-Dichloroethane	ND		ug/L	5.0	0.07	03/01/26	03/01/26
2-Butanone	ND		ug/L	10	0.9	03/01/26	03/01/26
cis-1,2-Dichloroethene	ND		ug/L	5.0	0.09	03/01/26	03/01/26
2,2-Dichloropropane	ND		ug/L	5.0	0.09	03/01/26	03/01/26
Chloroform	ND		ug/L	5.0	0.07	03/01/26	03/01/26
Bromochloromethane	ND		ug/L	5.0	0.1	03/01/26	03/01/26
1,1,1-Trichloroethane	ND		ug/L	5.0	0.03	03/01/26	03/01/26
1,1-Dichloropropene	ND		ug/L	5.0	0.08	03/01/26	03/01/26
Carbon Tetrachloride	ND		ug/L	5.0	0.07	03/01/26	03/01/26
1,2-Dichloroethane	ND		ug/L	5.0	0.09	03/01/26	03/01/26
Benzene	ND		ug/L	1.0	0.07	03/01/26	03/01/26
Trichloroethene	ND		ug/L	5.0	0.05	03/01/26	03/01/26
1,2-Dichloropropane	ND		ug/L	5.0	0.07	03/01/26	03/01/26
Bromodichloromethane	ND		ug/L	5.0	0.05	03/01/26	03/01/26
Dibromomethane	ND		ug/L	5.0	0.1	03/01/26	03/01/26
4-Methyl-2-Pentanone	ND		ug/L	5.0	0.5	03/01/26	03/01/26
cis-1,3-Dichloropropene	ND		ug/L	5.0	0.08	03/01/26	03/01/26
Toluene	ND		ug/L	5.0	0.05	03/01/26	03/01/26
trans-1,3-Dichloropropene	ND		ug/L	5.0	0.03	03/01/26	03/01/26
1,1,2-Trichloroethane	ND		ug/L	5.0	0.06	03/01/26	03/01/26
1,3-Dichloropropane	ND		ug/L	5.0	0.1	03/01/26	03/01/26
Tetrachloroethene	ND		ug/L	5.0	0.09	03/01/26	03/01/26
Dibromochloromethane	ND		ug/L	5.0	0.07	03/01/26	03/01/26

ENTHALPY ANALYTICAL

Batch QC

QC1345531 Analyte	Result	Qual	Units	RL	MDL	Prepared	Analyzed
1,2-Dibromoethane	ND		ug/L	5.0	0.07	03/01/26	03/01/26
Chlorobenzene	ND		ug/L	5.0	0.05	03/01/26	03/01/26
1,1,1,2-Tetrachloroethane	ND		ug/L	5.0	0.06	03/01/26	03/01/26
Ethylbenzene	ND		ug/L	5.0	0.04	03/01/26	03/01/26
m,p-Xylenes	ND		ug/L	5.0	0.1	03/01/26	03/01/26
o-Xylene	ND		ug/L	5.0	0.06	03/01/26	03/01/26
Styrene	ND		ug/L	5.0	0.06	03/01/26	03/01/26
Bromoform	ND		ug/L	5.0	0.08	03/01/26	03/01/26
Isopropylbenzene	ND		ug/L	5.0	0.06	03/01/26	03/01/26
1,1,2,2-Tetrachloroethane	ND		ug/L	5.0	0.06	03/01/26	03/01/26
1,2,3-Trichloropropane	ND		ug/L	5.0	0.09	03/01/26	03/01/26
Propylbenzene	ND		ug/L	5.0	0.05	03/01/26	03/01/26
Bromobenzene	ND		ug/L	5.0	0.06	03/01/26	03/01/26
1,3,5-Trimethylbenzene	ND		ug/L	5.0	0.08	03/01/26	03/01/26
2-Chlorotoluene	ND		ug/L	5.0	0.07	03/01/26	03/01/26
4-Chlorotoluene	ND		ug/L	5.0	0.08	03/01/26	03/01/26
tert-Butylbenzene	ND		ug/L	5.0	0.07	03/01/26	03/01/26
1,2,4-Trimethylbenzene	ND		ug/L	5.0	0.07	03/01/26	03/01/26
sec-Butylbenzene	ND		ug/L	5.0	0.06	03/01/26	03/01/26
para-Isopropyl Toluene	ND		ug/L	5.0	0.05	03/01/26	03/01/26
1,3-Dichlorobenzene	ND		ug/L	5.0	0.06	03/01/26	03/01/26
1,4-Dichlorobenzene	ND		ug/L	5.0	0.07	03/01/26	03/01/26
n-Butylbenzene	ND		ug/L	5.0	0.08	03/01/26	03/01/26
1,2-Dichlorobenzene	ND		ug/L	5.0	0.04	03/01/26	03/01/26
1,2-Dibromo-3-Chloropropane	ND		ug/L	5.0	0.3	03/01/26	03/01/26
1,2,4-Trichlorobenzene	ND		ug/L	5.0	0.1	03/01/26	03/01/26
Hexachlorobutadiene	ND		ug/L	5.0	0.06	03/01/26	03/01/26
1,2,3-Trichlorobenzene	ND		ug/L	5.0	0.09	03/01/26	03/01/26
cis-1,4-Dichloro-2-butene	ND		ug/L	5.0	0.3	03/01/26	03/01/26
trans-1,4-Dichloro-2-butene	ND		ug/L	5.0	0.2	03/01/26	03/01/26
Xylene (total)	ND		ug/L	5.0		03/01/26	03/01/26
Surrogates				**Limits**			
Dibromofluoromethane	100%		%REC	70-130		03/01/26	03/01/26
1,2-Dichloroethane-d4	97%		%REC	70-130		03/01/26	03/01/26
Toluene-d8	97%		%REC	70-130		03/01/26	03/01/26
Bromofluorobenzene	100%		%REC	70-130		03/01/26	03/01/26

ENTHALPY ANALYTICAL

Batch QC

Type: Lab Control Sample	Lab ID: QC1345532	Batch: 396757
Matrix: Water	Method: EPA 8260B	Prep Method: EPA 5030B

QC1345532 Analyte	Result	Spiked	Units	Recovery	Qual	Limits
1,1-Dichloroethene	47.86	50.00	ug/L	96%		69-128
MTBE	51.26	50.00	ug/L	103%		66-125
Benzene	50.34	50.00	ug/L	101%		76-121
Trichloroethene	50.66	50.00	ug/L	101%		76-124
Toluene	48.39	50.00	ug/L	97%		76-120
Chlorobenzene	49.82	50.00	ug/L	100%		78-120
Surrogates						
Dibromofluoromethane	48.73	50.00	ug/L	97%		70-130
1,2-Dichloroethane-d4	47.17	50.00	ug/L	94%		70-130
Toluene-d8	49.55	50.00	ug/L	99%		70-130
Bromofluorobenzene	49.55	50.00	ug/L	99%		70-130

Type: Lab Control Sample Duplicate	Lab ID: QC1345533	Batch: 396757
Matrix: Water	Method: EPA 8260B	Prep Method: EPA 5030B

QC1345533 Analyte	Result	Spiked	Units	Recovery	Qual	Limits	RPD	RPD Lim
1,1-Dichloroethene	46.87	50.00	ug/L	94%		69-128	2	23
MTBE	52.61	50.00	ug/L	105%		66-125	3	22
Benzene	50.53	50.00	ug/L	101%		76-121	0	21
Trichloroethene	52.55	50.00	ug/L	105%		76-124	4	22
Toluene	50.44	50.00	ug/L	101%		76-120	4	21
Chlorobenzene	50.66	50.00	ug/L	101%		78-120	2	20
Surrogates								
Dibromofluoromethane	47.04	50.00	ug/L	94%		70-130		
1,2-Dichloroethane-d4	45.79	50.00	ug/L	92%		70-130		
Toluene-d8	51.06	50.00	ug/L	102%		70-130		
Bromofluorobenzene	53.77	50.00	ug/L	108%		70-130		

Type: Matrix Spike	Lab ID: QC1345564	Batch: 396757
Matrix (Source ID): Water (554468-001)	Method: EPA 8260B	Prep Method: EPA 5030B

QC1345564 Analyte	Result	Source Sample Result	Spiked	Units	Recovery	Qual	Limits	DF
1,1-Dichloroethene	20.06	ND	20.00	ug/L	100%		62-131	1
MTBE	20.71	ND	20.00	ug/L	104%		61-124	1
Benzene	20.67	ND	20.00	ug/L	103%		70-123	1
Trichloroethene	21.58	0.07594	20.00	ug/L	108%		65-131	1
Toluene	20.25	ND	20.00	ug/L	101%		69-120	1
Chlorobenzene	21.28	ND	20.00	ug/L	106%		72-121	1
Surrogates								
Dibromofluoromethane	49.11		50.00	ug/L	98%		70-130	1
1,2-Dichloroethane-d4	47.79		50.00	ug/L	96%		70-130	1
Toluene-d8	50.26		50.00	ug/L	101%		70-130	1
Bromofluorobenzene	49.74		50.00	ug/L	99%		70-130	1

Batch QC

Type:	Matrix Spike Duplicate	Lab ID:	QC1345565	Batch:	396757
Matrix (Source ID):	Water (554468-001)	Method:	EPA 8260B	Prep Method:	EPA 5030B

QC1345565 Analyte	Result	Source Sample Result	Spiked	Units	Recovery	Qual	Limits	RPD	RPD Lim	DF
1,1-Dichloroethene	19.07	ND	20.00	ug/L	95%		62-131	5	31	1
MTBE	19.99	ND	20.00	ug/L	100%		61-124	4	30	1
Benzene	19.97	ND	20.00	ug/L	100%		70-123	3	31	1
Trichloroethene	20.51	0.07594	20.00	ug/L	102%		65-131	5	31	1
Toluene	19.52	ND	20.00	ug/L	98%		69-120	4	29	1
Chlorobenzene	20.76	ND	20.00	ug/L	104%		72-121	2	29	1
Surrogates										
Dibromofluoromethane	48.54		50.00	ug/L	97%		70-130			1
1,2-Dichloroethane-d4	47.25		50.00	ug/L	94%		70-130			1
Toluene-d8	49.21		50.00	ug/L	98%		70-130			1
Bromofluorobenzene	48.98		50.00	ug/L	98%		70-130			1

Type:	Blank	Lab ID:	QC1345479	Batch:	396742
Matrix:	Water	Method:	EPA 8270C-SIM	Prep Method:	EPA 3535

QC1345479 Analyte	Result	Qual	Units	RL	MDL	Prepared	Analyzed
1,4-Dioxane	ND		ug/L	1.0	0.87	03/01/26	03/01/26
Surrogates				**Limits**			
1,4-Dioxane-d8 (SUR)	98%		%REC	80-120		03/01/26	03/01/26

Type:	Lab Control Sample	Lab ID:	QC1345480	Batch:	396742
Matrix:	Water	Method:	EPA 8270C-SIM	Prep Method:	EPA 3535

QC1345480 Analyte	Result	Spiked	Units	Recovery	Qual	Limits
1,4-Dioxane	7.911	10.00	ug/L	79%		79-120
Surrogates						
1,4-Dioxane-d8 (SUR)	9.658	10.00	ug/L	97%		80-120

Type:	Lab Control Sample Duplicate	Lab ID:	QC1345481	Batch:	396742
Matrix:	Water	Method:	EPA 8270C-SIM	Prep Method:	EPA 3535

QC1345481 Analyte	Result	Spiked	Units	Recovery	Qual	Limits	RPD	RPD Lim
1,4-Dioxane	9.637	10.00	ug/L	96%		79-120	20	20
Surrogates								
1,4-Dioxane-d8 (SUR)	9.819	10.00	ug/L	98%		80-120		

Type:	Blank	Lab ID:	QC1346100	Batch:	396955
Matrix:	Water	Method:	SM 4500-CN-E	Prep Method:	METHOD

QC1346100 Analyte	Result	Qual	Units	RL	MDL	Prepared	Analyzed
Cyanide	ND		mg/L	0.0050	0.0017	03/03/26	03/03/26

ENTHALPY ANALYTICAL

Batch QC

Type:	Lab Control Sample	Lab ID:	QC1346101	Batch:	396955
Matrix:	Water	Method:	SM 4500-CN-E	Prep Method:	METHOD

QC1346101 Analyte	Result	Spiked	Units	Recovery	Qual	Limits
Cyanide	0.09905	0.1000	mg/L	99%		85-115

Type:	Matrix Spike	Lab ID:	QC1346102	Batch:	396955
Matrix (Source ID):	Water (554299-001)	Method:	SM 4500-CN-E	Prep Method:	METHOD

QC1346102 Analyte	Result	Source Sample Result	Spiked	Units	Recovery	Qual	Limits	DF
Cyanide	0.09822	ND	0.1000	mg/L	98%		80-120	0.5

Type:	Matrix Spike Duplicate	Lab ID:	QC1346103	Batch:	396955
Matrix (Source ID):	Water (554299-001)	Method:	SM 4500-CN-E	Prep Method:	METHOD

QC1346103 Analyte	Result	Source Sample Result	Spiked	Units	Recovery	Qual	Limits	RPD	RPD Lim	DF
Cyanide	0.09598	ND	0.1000	mg/L	96%		80-120	2	20	0.5

Type:	Matrix Spike	Lab ID:	QC1346104	Batch:	396955
Matrix (Source ID):	Water (554299-002)	Method:	SM 4500-CN-E	Prep Method:	METHOD

QC1346104 Analyte	Result	Source Sample Result	Spiked	Units	Recovery	Qual	Limits	DF
Cyanide	0.09586	ND	0.1000	mg/L	96%		80-120	0.5

Type:	Matrix Spike Duplicate	Lab ID:	QC1346105	Batch:	396955
Matrix (Source ID):	Water (554299-002)	Method:	SM 4500-CN-E	Prep Method:	METHOD

QC1346105 Analyte	Result	Source Sample Result	Spiked	Units	Recovery	Qual	Limits	RPD	RPD Lim	DF
Cyanide	0.1006	ND	0.1000	mg/L	101%		80-120	5	20	0.5

Type:	Blank	Lab ID:	QC1345447	Batch:	396728
Matrix:	Water	Method:	SM 4500-S2-D	Prep Method:	METHOD

QC1345447 Analyte	Result	Qual	Units	RL	MDL	Prepared	Analyzed
Sulfide	ND		mg/L	0.10		02/28/26	02/28/26

Type:	Lab Control Sample	Lab ID:	QC1345448	Batch:	396728
Matrix:	Water	Method:	SM 4500-S2-D	Prep Method:	METHOD

QC1345448 Analyte	Result	Spiked	Units	Recovery	Qual	Limits
Sulfide	0.9000	1.000	mg/L	90%		90-110

ENTHALPY ANALYTICAL

Batch QC

Type:	Matrix Spike	Lab ID:	QC1345449	Batch:	396728
Matrix (Source ID):	Water (553969-001)	Method:	SM 4500-S2-D	Prep Method:	METHOD

QC1345449 Analyte	Result	Source Sample Result	Spiked	Units	Recovery	Qual	Limits	DF
Sulfide	0.9000	ND	1.000	mg/L	90%		80-120	1

Type:	Matrix Spike Duplicate	Lab ID:	QC1345450	Batch:	396728
Matrix (Source ID):	Water (553969-001)	Method:	SM 4500-S2-D	Prep Method:	METHOD

QC1345450 Analyte	Result	Source Sample Result	Spiked	Units	Recovery	Qual	Limits	RPD	RPD Lim	DF
Sulfide	0.9000	ND	1.000	mg/L	90%		80-120	0	20	1

Type:	Blank	Lab ID:	QC1345566	Batch:	396766
Matrix:	Water	Method:	SM 5310B	Prep Method:	SM 5310B

QC1345566 Analyte	Result	Qual	Units	RL	MDL	Prepared	Analyzed
Total Organic Carbon	ND		mg/L	1.0	0.49	03/01/26	03/01/26

Type:	Lab Control Sample	Lab ID:	QC1345567	Batch:	396766
Matrix:	Water	Method:	SM 5310B	Prep Method:	SM 5310B

QC1345567 Analyte	Result	Spiked	Units	Recovery	Qual	Limits
Total Organic Carbon	23.71	25.00	mg/L	95%		85-115

Type:	Matrix Spike	Lab ID:	QC1345570	Batch:	396766
Matrix (Source ID):	Water (554516-001)	Method:	SM 5310B	Prep Method:	SM 5310B

QC1345570 Analyte	Result	Source Sample Result	Spiked	Units	Recovery	Qual	Limits	DF
Total Organic Carbon	41,200	27670	12500	mg/L	108%		75-125	500

Type:	Matrix Spike Duplicate	Lab ID:	QC1345571	Batch:	396766
Matrix (Source ID):	Water (554516-001)	Method:	SM 5310B	Prep Method:	SM 5310B

QC1345571 Analyte	Result	Source Sample Result	Spiked	Units	Recovery	Qual	Limits	RPD	RPD Lim	DF
Total Organic Carbon	41,400	27670	12500	mg/L	110%		75-125	0	25	500

ENTHALPY ANALYTICAL

Batch QC

Type: Sample Duplicate	Lab ID: QC1345543	Batch: 396759
Matrix (Source ID): Water (554518-001)	Method: SM2130B	

QC1345543 Analyte	Result	Source Sample Result	Units	Qual	RPD	RPD Lim	DF
Turbidity	969.0	966.0	NTU		0	20	1

Type: Blank	Lab ID: QC1344836	Batch: 396558
Matrix: Water	Method: SM2320B	Prep Method: METHOD

QC1344836 Analyte	Result	Qual	Units	RL	MDL	Prepared	Analyzed
Bicarbonate	ND		mg/L	2.0		03/01/26	03/01/26
Alkalinity, Total as CaCO3	ND		mg/L	2.0		03/01/26	03/01/26

Type: Lab Control Sample	Lab ID: QC1344838	Batch: 396558
Matrix: Water	Method: SM2320B	Prep Method: METHOD

QC1344838 Analyte	Result	Spiked	Units	Recovery	Qual	Limits
Alkalinity, Total as CaCO3	103.4	100.0	mg/L	103%		90-110

Type: Sample Duplicate	Lab ID: QC1344840	Batch: 396558
Matrix (Source ID): Water (553556-002)	Method: SM2320B	Prep Method: METHOD

QC1344840 Analyte	Result	Source Sample Result	Units	Qual	RPD	RPD Lim	DF
Bicarbonate	134.7	138.8	mg/L		3	20	1.7
Alkalinity, Total as CaCO3	110.4	113.7	mg/L		3	20	1.7

Type: Sample Duplicate	Lab ID: QC1345631	Batch: 396779
Matrix (Source ID): Water (554518-001)	Method: SM2510B	Prep Method: METHOD

QC1345631 Analyte	Result	Source Sample Result	Units	Qual	RPD	RPD Lim	DF
Specific Conductance	237.6	237.4	umhos/cm		0	20	1

Type: Blank	Lab ID: QC1345595	Batch: 396771
Matrix: Water	Method: SM2540C	Prep Method: METHOD

QC1345595 Analyte	Result	Qual	Units	RL	MDL	Prepared	Analyzed
Total Dissolved Solids	ND		mg/L	10		03/01/26	03/03/26

Type: Lab Control Sample	Lab ID: QC1345596	Batch: 396771
Matrix: Water	Method: SM2540C	Prep Method: METHOD

QC1345596 Analyte	Result	Spiked	Units	Recovery	Qual	Limits
Total Dissolved Solids	1,013	1000	mg/L	101%		90-110

ENTHALPY ANALYTICAL

Batch QC

Type:	Sample Duplicate	Lab ID:	QC1345597	Batch:	396771
Matrix (Source ID):	Water (554125-001)	Method:	SM2540C	Prep Method:	METHOD

QC1345597 Analyte	Result	Source Sample Result	Units	Qual	RPD	RPD Lim	DF
Total Dissolved Solids	170.0	170.0	mg/L			5	2

Type:	Sample Duplicate	Lab ID:	QC1345598	Batch:	396771
Matrix (Source ID):	Water (554125-003)	Method:	SM2540C	Prep Method:	METHOD

QC1345598 Analyte	Result	Source Sample Result	Units	Qual	RPD	RPD Lim	DF
Total Dissolved Solids	480.0	476.0	mg/L			5	2

Type:	Blank	Lab ID:	QC1345618	Batch:	396770
Matrix:	Water	Method:	SM2540D	Prep Method:	METHOD

QC1345618 Analyte	Result	Qual	Units	RL	MDL	Prepared	Analyzed
Total Suspended Solids	ND		mg/L	0.5		03/01/26	03/02/26

Type:	Lab Control Sample	Lab ID:	QC1345619	Batch:	396770
Matrix:	Water	Method:	SM2540D	Prep Method:	METHOD

QC1345619 Analyte	Result	Spiked	Units	Recovery	Qual	Limits
Total Suspended Solids	99.65	100.0	mg/L	100%		90-110

Type:	Lab Control Sample Duplicate	Lab ID:	QC1345620	Batch:	396770
Matrix:	Water	Method:	SM2540D	Prep Method:	METHOD

QC1345620 Analyte	Result	Spiked	Units	Recovery	Qual	Limits	RPD	RPD Lim
Total Suspended Solids	99.35	100.0	mg/L	99%		90-110	0	5

Type:	Sample Duplicate	Lab ID:	QC1345621	Batch:	396770
Matrix (Source ID):	Water (554120-001)	Method:	SM2540D	Prep Method:	METHOD

QC1345621 Analyte	Result	Source Sample Result	Units	Qual	RPD	RPD Lim	DF
Total Suspended Solids	1,125	1265	mg/L		12*	5	1

Type:	Sample Duplicate	Lab ID:	QC1345622	Batch:	396770
Matrix (Source ID):	Water (554243-001)	Method:	SM2540D	Prep Method:	METHOD

QC1345622 Analyte	Result	Source Sample Result	Units	Qual	RPD	RPD Lim	DF
Total Suspended Solids	1,907	1520	mg/L		23*	5	1

ENTHALPY ANALYTICAL

Batch QC

Type: Blank	**Lab ID: QC1345428**	**Batch: 396724**
Matrix: Water	**Method: SM5210B**	**Prep Method: METHOD**

QC1345428 Analyte	Result	Qual	Units	RL	MDL	Prepared	Analyzed
Biochemical Oxygen Demand	ND		mg/L	3.0		02/28/26 13:10	03/05/26 15:13

Type: Lab Control Sample	**Lab ID: QC1345435**	**Batch: 396724**
Matrix: Water	**Method: SM5210B**	**Prep Method: METHOD**

QC1345435 Analyte	Result	Spiked	Units	Recovery	Qual	Limits
Biochemical Oxygen Demand	199.7	198.0	mg/L	101%		84.6-115.4

Type: Sample Duplicate	**Lab ID: QC1345436**	**Batch: 396724**
Matrix (Source ID): Water (554460-001)	**Method: SM5210B**	**Prep Method: METHOD**

QC1345436 Analyte	Result	Source Sample Result	Units	Qual	RPD	RPD Lim	DF
Biochemical Oxygen Demand	29.83	37.03	mg/L	BOD5	22	30	1

Type: Blank	**Lab ID: QC1345489**	**Batch: 396744**
Matrix: Water	**Method: SM5220D**	**Prep Method: SM 5220D**

QC1345489 Analyte	Result	Qual	Units	RL	MDL	Prepared	Analyzed
Chemical Oxygen Demand	ND		mg/L	4.0	2.0	03/01/26	03/01/26

Type: Lab Control Sample	**Lab ID: QC1345490**	**Batch: 396744**
Matrix: Water	**Method: SM5220D**	**Prep Method: SM 5220D**

QC1345490 Analyte	Result	Spiked	Units	Recovery	Qual	Limits
Chemical Oxygen Demand	97.00	100.0	mg/L	97%		90-110

Type: Matrix Spike	**Lab ID: QC1345491**	**Batch: 396744**
Matrix (Source ID): Water (552986-002)	**Method: SM5220D**	**Prep Method: SM 5220D**

QC1345491 Analyte	Result	Source Sample Result	Spiked	Units	Recovery	Qual	Limits	DF
Chemical Oxygen Demand	110.0	19.00	100.0	mg/L	91%		75-125	2

Type: Matrix Spike Duplicate	**Lab ID: QC1345492**	**Batch: 396744**
Matrix (Source ID): Water (552986-002)	**Method: SM5220D**	**Prep Method: SM 5220D**

QC1345492 Analyte	Result	Source Sample Result	Spiked	Units	Recovery	Qual	Limits	RPD	RPD Lim	DF
Chemical Oxygen Demand	118.0	19.00	100.0	mg/L	99%		75-125	7	20	2

Batch QC

#	CCV drift outside limits; average CCV drift within limits per method requirements
*	Value is outside QC limits
BOD5	Estimated result, under-depleted, highest volume replicate reported
J	Estimated value
ND	Not Detected
NM	Not Meaningful
b	See narrative

Laboratory Job Number 554518

Subcontracted Products

Pace Laboratories

Date of Report: 03/11/2026

David Tripp

Enthalpy Analytical - Orange
931 West Barkley Avenue
Orange, CA 92868

Client Project:	EO-554518
Pace Project:	Chiquita Canyon Landfill Stormwater
Pace Work Order:	2603118
Invoice ID:	B532446

Enclosed are the results of analyses for samples received by the laboratory on 3/3/2026. If you have any questions concerning this report, please feel free to contact me.

Sincerely,

Contact Person: Ragen Williams
Client Service Rep

Steven Bennett
Operations Manager

Certifications: CA ELAP #1186; NV #CA00014; OR ELAP #4032-001; AK UST101

The results in this report apply to the samples analyzed in accordance with the chain of custody document. This analytical report must be reproduced in its entirety.
All results listed in this report are for the exclusive use of the submitting party. Pace Analytical assumes no responsibility for report alteration, separation, detachment or third party interpretation.

Table of Contents

Sample Information

Chain of Custody and Cooler Receipt form 3
Laboratory / Client Sample Cross Reference 5

Sample Results

2603118-01 - SOUTH BASIN-EASTERN INLET

Organo-Phosphorus Pesticide Analysis (EPA Method 8141A) 6

Quality Control Reports

Organo-Phosphorus Pesticide Analysis (EPA Method 8141A)

Method Blank Analysis 7
Laboratory Control Sample 8

Notes

Notes and Definitions 9

The results in this report apply to the samples analyzed in accordance with the chain of custody document. This analytical report must be reproduced in its entirety.
All results listed in this report are for the exclusive use of the submitting party. Pace Analytical assumes no responsibility for report alteration, separation, detachment or third party interpretation.

Chain of Custody and Cooler Receipt Form for 2603118 Page 1 of 2

ENTHALPY ANALYTICAL

931 West Barkley Ave
Orange, CA 92868
(714) 771-6900

26-03118

Subcontract Laboratory:
Pace Laboratories
4100 Atlas Court
Bakersfield, CA 93308
ATTN: Ragen Schallock
PO #: Required, to be sent via email

Enthalpy Order: EO-554518
PM: David Tripp
Email: david.tripp@enthalpy.com
CC: incomingreports@enthalpy.com
Phone: 657-581-4710

2603118

Results Due: 03/09/26
Report Level: II
Report To: MDL
EDDs: ELM_TransferOut (Standard Excel Transfer EDD, 3 tabs)

Notes:
CHIQUITA Stormwater

Sample ID	Collected	Lab ID	# Cont.	Matrix	Analysis Requested	Comment
SOUTH BASIN - EASTERN INLET	28-FEB-2026 13:40	554518-001	1	Water	Organophosphorus Pesticides	

Notes:	Relinquished By:	Received By:
	Date: 3-2-26 14:56	Date: 03-03-26 1010
	Date:	Date:
	Date:	Date:

CHK BY KB DISTRIBUTION SUB OUT

The results in this report apply to the samples analyzed in accordance with the chain of custody document. This analytical report must be reproduced in its entirety.
All results listed in this report are for the exclusive use of the submitting party. Pace Analytical assumes no responsibility for report alteration, separation, detachment or third party interpretation.

Pace Analytical®
ENVIRONMENTAL SCIENCES

Chain of Custody and Cooler Receipt Form for 2603118 Page 2 of 2

PACE ANALYTICAL — COOLER RECEIPT FORM — Page ___ Of ___

Submission #: 26-03118

SHIPPING INFORMATION	SHIPPING CONTAINER	FREE LIQUID
Fed Ex ☑ UPS ☐ GSO / GLS ☐ Hand Delivery ☐	Ice Chest ☐ None ☐ Box ☐	YES ☐ NO ☐
Pace Lab Field Service ☐ Other ☐ (Specify)_____	Other ☐ (Specify)_____	W / S

Refrigerant: Ice ☐ Blue Ice ☐ None ☐ Other ☐ Comments:

Custody Seals: Ice Chest ☐ Intact? Yes ☐ No ☐ Containers ☐ Intact? Yes ☐ No ☐ None ☐ Comments:

All samples received? Yes ☑ No ☐ All samples containers intact? Yes ☑ No ☐ Description(s) match COC? Yes ☑ No ☐

COC Received ☑ YES ☐ NO

Emissivity: 0.97 Container: 01A Thermometer ID: 274

Temperature: (A) 2.8 °C / (C) 3.1 °C

Date/Time 03/03/26

Analyst Init 1010

SAMPLE CONTAINERS	SAMPLE NUMBERS 1	2	3	4	5	6	7	8	9	10
QT PE UNPRES										
4oz / 8oz / 16oz PE UNPRES										
2oz Cr^{+6}										
QT INORGANIC CHEMICAL METALS										
INORGANIC CHEMICAL METALS 4oz / 8oz / 16oz										
PT CYANIDE										
PT NITROGEN FORMS										
PT TOTAL SULFIDE										
2oz NITRATE / NITRITE										
PT TOTAL ORGANIC CARBON										
PT CHEMICAL OXYGEN DEMAND										
PtA PHENOLICS										
40ml VOA VIAL TRAVEL BLANK										
40ml VOA VIAL										
QT EPA 1664B										
PT ODOR										
RADIOLOGICAL										
BACTERIOLOGICAL										
40 ml VOA VIAL 504										
QT EPA 508/608.3/8081A										
QT EPA 515.1/8151A										
QT EPA 525.2										
QT EPA 525.2 TRAVEL BLANK										
40ml EPA 547										
40ml EPA 531.1										
8oz EPA 548.1										
QT EPA 549.2										
QT EPA 8015M										
QT EPA 8270C										
8oz / 16oz / 32oz AMBER	A									
8oz / 16oz / 32oz JAR										
SOIL SLEEVE										
PCB VIAL										
PLASTIC BAG										
TEDLAR BAG										
FERROUS IRON										
ENCORE										
SMART KIT										
SUMMA CANISTER										

Comments:

Sample Numbering Completed By: _____ Date/Time: 03/03/26 1031

A = Actual / C = Corrected

Rev 23 05/20/22

[S:\WPDocs\WordPerfect\LAB_DOCS\FORMS\SAMREC rev 20]

The results in this report apply to the samples analyzed in accordance with the chain of custody document. This analytical report must be reproduced in its entirety.
All results listed in this report are for the exclusive use of the submitting party. Pace Analytical assumes no responsibility for report alteration, separation, detachment or third party interpretation.

Pace Analytical®
ENVIRONMENTAL SCIENCES

Enthalpy Analytical - Orange
931 West Barkley Avenue
Orange, CA 92868

Reported: 03/11/2026 18:40
Project: Chiquita Canyon Landfill Stormwater
Project Number: EO-554518
Project Manager: David Tripp

Laboratory / Client Sample Cross Reference

Laboratory	Client Sample Information			
2603118-01	**COC Number:**	---	**Receive Date:**	03/03/2026 10:10
	Project Number:	---	**Sampling Date:**	02/28/2026 13:40
	Sampling Location:	---	**Sample Depth:**	---
	Sampling Point:	SOUTH BASIN-EASTERN INLET	**Lab Matrix:**	Water
	Sampled By:	client	**Sample Type:**	Water

The results in this report apply to the samples analyzed in accordance with the chain of custody document. This analytical report must be reproduced in its entirety.
All results listed in this report are for the exclusive use of the submitting party. Pace Analytical assumes no responsibility for report alteration, separation, detachment or third party interpretation.

Pace Analytical®
ENVIRONMENTAL SCIENCES

Enthalpy Analytical - Orange
931 West Barkley Avenue
Orange, CA 92868

Reported: 03/11/2026 18:40
Project: Chiquita Canyon Landfill Stormwater
Project Number: EO-554518
Project Manager: David Tripp

Organo-Phosphorus Pesticide Analysis (EPA Method 8141A)

Pace Sample ID: 2603118-01 | **Client Sample Name:** SOUTH BASIN-EASTERN INLET, 2/28/2026 1:40:00PM, client

Constituent	Result	Units	PQL	MDL	Method	MB Bias	Lab Quals	DCN
Azinphos methyl	ND	ug/L	0.50	0.12	EPA-8141A	ND		1
Bolstar	ND	ug/L	0.20	0.050	EPA-8141A	ND		1
Chlorpyrifos	ND	ug/L	0.20	0.050	EPA-8141A	ND		1
Coumaphos	ND	ug/L	0.50	0.11	EPA-8141A	ND		1
Demeton O/S	ND	ug/L	0.20	0.056	EPA-8141A	ND		1
Diazinon	ND	ug/L	0.20	0.050	EPA-8141A	ND		1
Dichlorvos	ND	ug/L	0.20	0.050	EPA-8141A	ND		1
Disulfoton	ND	ug/L	0.20	0.050	EPA-8141A	ND		1
Ethoprop	ND	ug/L	0.20	0.052	EPA-8141A	ND		1
Fensulfothion	ND	ug/L	0.20	0.051	EPA-8141A	ND		1
Fenthion	ND	ug/L	0.20	0.050	EPA-8141A	ND		1
Merphos	ND	ug/L	0.20	0.050	EPA-8141A	ND		1
Methyl parathion	ND	ug/L	0.20	0.050	EPA-8141A	ND		1
Mevinphos	ND	ug/L	0.20	0.050	EPA-8141A	ND		1
Naled	ND	ug/L	0.50	0.17	EPA-8141A	ND		1
Phorate	ND	ug/L	0.20	0.066	EPA-8141A	ND		1
Ronnel (Fenchlorphos)	ND	ug/L	0.20	0.050	EPA-8141A	ND		1
Stirophos (Tetrachlorvinphos)	ND	ug/L	0.20	0.082	EPA-8141A	ND		1
Tokuthion (Prothiofos)	ND	ug/L	0.20	0.050	EPA-8141A	ND		1
Trichloronate	ND	ug/L	0.20	0.050	EPA-8141A	ND		1
Triphenylphosphate (Surrogate)	68.4	%	50 - 130 (LCL - UCL)		EPA-8141A			1

DCN	Method	Prep Date	Run Date/Time	Analyst	Instrument	Dilution	QC Batch ID	Prep Method
1	EPA-8141A	03/05/26 15:00	03/10/26 16:01	IJC	GC-18	0.971	B228217	EPA 3510C

DCN = Data Continuation Number

The results in this report apply to the samples analyzed in accordance with the chain of custody document. This analytical report must be reproduced in its entirety.
All results listed in this report are for the exclusive use of the submitting party. Pace Analytical assumes no responsibility for report alteration, separation, detachment or third party interpretation.

Pace Analytical
ENVIRONMENTAL SCIENCES

Enthalpy Analytical - Orange
931 West Barkley Avenue
Orange, CA 92868

Reported: 03/11/2026 18:40
Project: Chiquita Canyon Landfill Stormwater
Project Number: EO-554518
Project Manager: David Tripp

Organo-Phosphorus Pesticide Analysis (EPA Method 8141A)

Quality Control Report - Method Blank Analysis

Constituent	QC Sample ID	MB Result	Units	PQL	MDL	Lab Quals	Run #
QC Batch ID: B228217							
Azinphos methyl	B228217-BLK1	ND	ug/L	0.50	0.12		1
Bolstar	B228217-BLK1	ND	ug/L	0.20	0.050		1
Chlorpyrifos	B228217-BLK1	ND	ug/L	0.20	0.050		1
Coumaphos	B228217-BLK1	ND	ug/L	0.50	0.11		1
Demeton O/S	B228217-BLK1	ND	ug/L	0.20	0.056		1
Diazinon	B228217-BLK1	ND	ug/L	0.20	0.050		1
Dichlorvos	B228217-BLK1	ND	ug/L	0.20	0.050		1
Disulfoton	B228217-BLK1	ND	ug/L	0.20	0.050		1
Ethoprop	B228217-BLK1	ND	ug/L	0.20	0.052		1
Fensulfothion	B228217-BLK1	ND	ug/L	0.20	0.051		1
Fenthion	B228217-BLK1	ND	ug/L	0.20	0.050		1
Merphos	B228217-BLK1	ND	ug/L	0.20	0.050		1
Methyl parathion	B228217-BLK1	ND	ug/L	0.20	0.050		1
Mevinphos	B228217-BLK1	ND	ug/L	0.20	0.050		1
Naled	B228217-BLK1	ND	ug/L	0.50	0.17		1
Phorate	B228217-BLK1	ND	ug/L	0.20	0.066		1
Ronnel (Fenchlorphos)	B228217-BLK1	ND	ug/L	0.20	0.050		1
Stirophos (Tetrachlorvinphos)	B228217-BLK1	ND	ug/L	0.20	0.082		1
Tokuthion (Prothiofos)	B228217-BLK1	ND	ug/L	0.20	0.050		1
Trichloronate	B228217-BLK1	ND	ug/L	0.20	0.050		1
Triphenylphosphate (Surrogate)	**B228217-BLK1**	**91.0**	%	**50 - 130 (LCL - UCL)**			1

Run #	QC Sample ID	QC Type	Method	Prep Date	Run Date Time	Analyst	Instrument	Dilution
1	B228217-BLK1	PB	EPA-8141A	03/05/26	03/10/26 14:03	IJC	GC-18	1

The results in this report apply to the samples analyzed in accordance with the chain of custody document. This analytical report must be reproduced in its entirety.
All results listed in this report are for the exclusive use of the submitting party. Pace Analytical assumes no responsibility for report alteration, separation, detachment or third party interpretation.

Pace Analytical
ENVIRONMENTAL SCIENCES

Enthalpy Analytical - Orange
931 West Barkley Avenue
Orange, CA 92868

Reported: 03/11/2026 18:40
Project: Chiquita Canyon Landfill Stormwater
Project Number: EO-554518
Project Manager: David Tripp

Organo-Phosphorus Pesticide Analysis (EPA Method 8141A)

Quality Control Report - Laboratory Control Sample

Constituent	QC Sample ID	Type	Result	Spike Level	Units	Percent Recovery	RPD	Control Limits Percent Recovery	Control Limits RPD	Lab Quals	Run #
QC Batch ID: B228217											
Bolstar	B228217-BS1	LCS	1.3050	2.0000	ug/L	65.2		50 - 130			1
	B228217-BSD1	LCSD	1.5550	2.0000	ug/L	77.8	17.5	50 - 130	30		2
Chlorpyrifos	B228217-BS1	LCS	1.3850	2.0000	ug/L	69.2		60 - 120			1
	B228217-BSD1	LCSD	1.5650	2.0000	ug/L	78.2	12.2	60 - 120	30		2
Diazinon	B228217-BS1	LCS	1.3650	2.0000	ug/L	68.2		60 - 130			1
	B228217-BSD1	LCSD	1.5200	2.0000	ug/L	76.0	10.7	60 - 130	30		2
Methyl parathion	B228217-BS1	LCS	1.4750	2.0000	ug/L	73.8		60 - 120			1
	B228217-BSD1	LCSD	1.6750	2.0000	ug/L	83.8	12.7	60 - 120	30		2
Mevinphos	B228217-BS1	LCS	1.2950	2.0000	ug/L	64.8		50 - 120			1
	B228217-BSD1	LCSD	1.3150	2.0000	ug/L	65.8	1.5	50 - 120	30		2
Ronnel (Fenchlorphos)	B228217-BS1	LCS	1.5450	2.0000	ug/L	77.2		50 - 120			1
	B228217-BSD1	LCSD	1.7850	2.0000	ug/L	89.2	14.4	50 - 120	30		2
Stirophos (Tetrachlorvinphos)	B228217-BS1	LCS	1.5400	2.0000	ug/L	77.0		50 - 120			1
	B228217-BSD1	LCSD	1.6850	2.0000	ug/L	84.2	9.0	50 - 120	30		2
Triphenylphosphate (Surrogate)	B228217-BS1	LCS	2.3100	2.5000	ug/L	92.4		50 - 130			1
	B228217-BSD1	LCSD	2.0450	2.5000	ug/L	81.8	12.2	50 - 130			2

Run #	QC Sample ID	QC Type	Method	Prep Date	Run Date Time	Analyst	Instrument	Dilution
1	B228217-BS1	LCS	EPA-8141A	03/05/26	03/10/26 14:32	IJC	GC-18	1
2	B228217-BSD1	LCSD	EPA-8141A	03/05/26	03/10/26 15:02	IJC	GC-18	1

The results in this report apply to the samples analyzed in accordance with the chain of custody document. This analytical report must be reproduced in its entirety.
All results listed in this report are for the exclusive use of the submitting party. Pace Analytical assumes no responsibility for report alteration, separation, detachment or third party interpretation.

Enthalpy Analytical - Orange
931 West Barkley Avenue
Orange, CA 92868

Reported: 03/11/2026 18:40
Project: Chiquita Canyon Landfill Stormwater
Project Number: EO-554518
Project Manager: David Tripp

Notes And Definitions

MDL	Method Detection Limit
ND	Analyte Not Detected
PQL	Practical Quantitation Limit

The results in this report apply to the samples analyzed in accordance with the chain of custody document. This analytical report must be reproduced in its entirety.
All results listed in this report are for the exclusive use of the submitting party. Pace Analytical assumes no responsibility for report alteration, separation, detachment or third party interpretation.

Laboratory Job Number 554518

Subcontracted Products

McCampbell Analytical, Inc.

McCampbell Analytical, Inc.

"When Quality Counts"

Analytical Report

WorkOrder: 2603160

Report Created for: Enthalpy Analytical

931 West Barkley Avenue
Orange, CA 92868

Project Contact: David Tripp
Project P.O.: 079649
Project: EO-554518

Project Location:
Project Received: 03/03/2026

Analytical Report reviewed & approved for release on 03/12/2026 by:

Tracy Babjar
Project Manager

The report shall not be reproduced except in full, without the written approval of the laboratory. The analytical results relate only to the items tested. Results reported conform to the most current regulatory standards, where applicable, unless otherwise stated.

1534 Willow Pass Rd. Pittsburg, CA 94565 ♦ TEL: (877) 252-9262 ♦ FAX: (925) 252-9269 ♦ www.mccampbell.com
CA ELAP 1644 ♦ ORELAP (NELAP) 4033 ♦ AIHA-LAP ID#232255 ♦ DoD-ELAP Cert # L22-757

McCampbell Analytical, Inc.
"When Quality Counts"

1534 Willow Pass Road, Pittsburg, CA 94565-1701
Toll Free Telephone: (877) 252-9262 / Fax: (925) 252-9269
http://www.mccampbell.com / E-mail: main@mccampbell.com

Glossary of Terms & Qualifier Definitions

Client: Enthalpy Analytical **WorkOrder:** 2603160

Project: EO-554518

Glossary Abbreviation

%D	Serial Dilution Percent Difference
95% Interval	95% Confident Interval
CCV	Continuing Calibration Verification.
CCV REC (%)	The % recovery of Continuing Calibration Verification
DF	Dilution Factor
DI WET	(DISTLC) Waste Extraction Test using DI water
DISS	Dissolved (sample filtered using a 0.45 µm filter size)
DLT	Dilution Test (Serial Dilution)
DUP	Duplicate
EDL	Estimated Detection Limit
ITEF	International Toxicity Equivalence Factor
LCS	Laboratory Control Sample
LCS2	Second LCS for the batch. Spike level is lower than that for the first LCS; applicable to method 1633.
LQL	Lowest Quantitation Level
MB	Method Blank
MB IS/SS % Rec	% Recovery of Internal Standard or Surrogate in Method Blank, if applicable
MB SS % Rec	% Recovery of Surrogate in Method Blank, if applicable
MDL	Method Detection Limit [1]
ML	Minimum Level of Quantitation
MS	Matrix Spike
MSD	Matrix Spike Duplicate
NA	Not Applicable
ND	Not detected at or above the indicated MDL (if present) or RL.
NR	Data Not Reported due to matrix interference or insufficient sample amount.
PDS	Post Digestion Spike
PF	Prep Factor
RD	Relative Difference
RL	Reporting Limit [2]
RPD	Relative Percent Difference
RRT	Relative Retention Time
RSD	Relative Standard Deviation
SPK Val	Spike Value
SPKRef Val	Spike Reference Value
SPLP	Synthetic Precipitation Leachate Procedure

[1] MDL is the minimum measured concentration of a substance that can be reported with 99% confidence that the measured concentration is distinguishable from method blank results. Definition and Procedure for the Determination of the Method Detection Limit, Revision 2, 40CFR, Part 136, Appendix B, EPA 821-R-16-006, December 2016. Values are based upon our default extraction volume/amount and are subject to change.

[2] RL is the lowest level that can be reliably determined within specified limits of precision and accuracy during routine laboratory operating conditions. (The RL cannot be lower than the lowest calibration standard used in the initial calibration of the instrument and must be greater than the MDL.) Values are based upon our default extraction volume/amount and are subject to change.

McCampbell Analytical, Inc.
"When Quality Counts"

1534 Willow Pass Road, Pittsburg, CA 94565-1701
Toll Free Telephone: (877) 252-9262 / Fax: (925) 252-9269
http://www.mccampbell.com / E-mail: main@mccampbell.com

Glossary of Terms & Qualifier Definitions

Client: Enthalpy Analytical **WorkOrder:** 2603160

Project: EO-554518

TCLP	Toxicity Characteristic Leachate Procedure
TEQ	Toxicity Equivalents
TNTC	"Too Numerous to Count;" greater than 250 colonies observed on the plate.
TPH-Diesel	Sample results for semi-volatile TPH (diesel, kerosene, oil, etc) were calculated using a background subtraction procedure to correct for instrument baseline rise (column bleed) as described in Sec 7.7.2.2 of EPA 8015 B, C.
TZA	TimeZone Net Adjustment for sample collected outside of MAI's Coordinated Universal Time (UTC). (Adjustment for Daylight Saving is not accounted.)
WET (STLC)	Waste Extraction Test (Soluble Threshold Limit Concentration)

Analytical Qualifiers

a3	Sample diluted due to high organic content interfering with quantitative/or qualitative analysis.
b1	Aqueous sample that contains greater than ~1 vol. % sediment

McCampbell Analytical, Inc.
"When Quality Counts"

1534 Willow Pass Road, Pittsburg, CA 94565-1701
Toll Free Telephone: (877) 252-9262 / Fax: (925) 252-9269
http://www.mccampbell.com / E-mail: main@mccampbell.com

Analytical Report

Client:	Enthalpy Analytical	**WorkOrder:**	2603160
Date Received:	03/03/2026 9:35	**Extraction Method:**	E8151A
Date Prepared:	03/04/2026	**Analytical Method:**	E8151A
Project:	EO-554518	**Unit:**	µg/L

Chlorinated Herbicides by GC-ECD

Client ID	Lab ID	Matrix	Date Collected	Instrument FileID	Batch ID
SOUTH BASIN- EASTERN INLET	2603160-001A	Water	02/28/2026 13:40	GC15A 03112638.D	336840

Analytes	Result	MDL	RL	DF	Date Analyzed
Acifluorfen	ND	0.53	1.0	1	03/11/2026 23:24
Bentazon	ND	0.32	1.0	1	03/11/2026 23:24
Chloramben	ND	0.64	1.0	1	03/11/2026 23:24
2,4-D (Dichlorophenoxyacetic acid)	ND	0.079	0.20	1	03/11/2026 23:24
2,4-DB	ND	0.42	1.0	1	03/11/2026 23:24
Dalapon	ND	0.77	1.0	1	03/11/2026 23:24
DCPA (mono & diacid)	ND	0.50	1.0	1	03/11/2026 23:24
Dicamba	ND	0.074	0.20	1	03/11/2026 23:24
3,5-Dichlorobenzoic Acid	ND	0.24	1.0	1	03/11/2026 23:24
Dichloroprop	ND	0.35	1.0	1	03/11/2026 23:24
Dinoseb (DNBP)	ND	0.30	1.0	1	03/11/2026 23:24
MCPA	ND	1.3	2.0	1	03/11/2026 23:24
MCPP	ND	1.2	2.0	1	03/11/2026 23:24
4-Nitrophenol	ND	0.77	1.0	1	03/11/2026 23:24
Pentachlorophenol (PCP)	ND	0.055	0.20	1	03/11/2026 23:24
Picloram	ND	0.38	1.0	1	03/11/2026 23:24
2,4,5-T (Trichlorophenoxy acetic acid)	ND	0.10	0.20	1	03/11/2026 23:24
2,4,5-TP (Silvex)	ND	0.16	0.50	1	03/11/2026 23:24

Surrogates	REC (%)	Limits	DF	
DCAA	102	60-140	1	03/11/2026 23:24

Analyst(s): DP

Analytical Comments: b1

McCampbell Analytical, Inc.
"When Quality Counts"

1534 Willow Pass Road, Pittsburg, CA 94565-1701
Toll Free Telephone: (877) 252-9262 / Fax: (925) 252-9269
http://www.mccampbell.com / E-mail: main@mccampbell.com

Analytical Report

Client:	Enthalpy Analytical	**WorkOrder:**	2603160
Date Received:	03/03/2026 9:35	**Extraction Method:**	RSK175
Date Prepared:	03/06/2026	**Analytical Method:**	RSK175
Project:	EO-554518	**Unit:**	µg/L

Dissolved Carbon Dioxide by RSK 175

Client ID	Lab ID	Matrix	Date Collected	Instrument FileID	Batch ID
SOUTH BASIN- EASTERN INLET	2603160-001B	Water	02/28/2026 13:40	GC26 0306261104.D	337077

Analytes	Result	MDL	RL	DF	Date Analyzed
Carbon Dioxide	**620**	50	50	1	03/06/2026 14:39

Analyst(s): CLO

Analytical Comments: b1

McCampbell Analytical, Inc.
"When Quality Counts"

1534 Willow Pass Road, Pittsburg, CA 94565-1701
Toll Free Telephone: (877) 252-9262 / Fax: (925) 252-9269
http://www.mccampbell.com / E-mail: main@mccampbell.com

Quality Control Report

Client:	Enthalpy Analytical	**WorkOrder:**	2603160
Date Prepared:	03/04/2026	**BatchID:**	336840
Date Analyzed:	03/04/2026	**Extraction Method:**	E8151A
Instrument:	GC15A	**Analytical Method:**	E8151A
Matrix:	Water	**Unit:**	µg/L
Project:	EO-554518	**Sample ID:**	MB/LCS/LCSD-336840

QC Summary Report for E8151A

Analyte	MB Result	MDL	RL	SPK Val	MB IS/SS %REC	MB IS/SS Limits
Acifluorfen	ND	0.53	1.0	-	-	-
Bentazon	ND	0.32	1.0	-	-	-
Chloramben	ND	0.64	1.0	-	-	-
2,4-D (Dichlorophenoxyacetic acid)	ND	0.079	0.20	-	-	-
2,4-DB	ND	0.42	1.0	-	-	-
Dalapon	ND	0.77	1.0	-	-	-
DCPA (mono & diacid)	ND	0.50	1.0	-	-	-
Dicamba	ND	0.074	0.20	-	-	-
3,5-Dichlorobenzoic Acid	ND	0.24	1.0	-	-	-
Dichloroprop	ND	0.35	1.0	-	-	-
Dinoseb (DNBP)	ND	0.30	1.0	-	-	-
MCPA	ND	1.3	2.0	-	-	-
MCPP	ND	1.2	2.0	-	-	-
4-Nitrophenol	ND	0.77	1.0	-	-	-
Pentachlorophenol (PCP)	ND	0.055	0.20	-	-	-
Picloram	ND	0.38	1.0	-	-	-
2,4,5-T (Trichlorophenoxy acetic acid)	ND	0.10	0.20	-	-	-
2,4,5-TP (Silvex)	ND	0.16	0.50	-	-	-
Surrogate Recovery						
DCAA	9.4			10	94	70-130

(Cont.)

CA ELAP 1644 • ORELAP (NELAP) 4033

McCampbell Analytical, Inc.
"When Quality Counts"

1534 Willow Pass Road, Pittsburg, CA 94565-1701
Toll Free Telephone: (877) 252-9262 / Fax: (925) 252-9269
http://www.mccampbell.com / E-mail: main@mccampbell.com

Quality Control Report

Client:	Enthalpy Analytical	**WorkOrder:**	2603160
Date Prepared:	03/04/2026	**BatchID:**	336840
Date Analyzed:	03/04/2026	**Extraction Method:**	E8151A
Instrument:	GC15A	**Analytical Method:**	E8151A
Matrix:	Water	**Unit:**	µg/L
Project:	EO-554518	**Sample ID:**	MB/LCS/LCSD-336840

QC Summary Report for E8151A

Analyte	LCS Result	LCSD Result	SPK Val	LCS %REC	LCSD %REC	LCS/LCSD Limits	RPD	RPD Limit
Acifluorfen	9.0	9.1	10	90	91	70-130	1.40	30
Bentazon	9.6	8.8	10	96	88	70-130	8.11	30
Chloramben	11	11	10	108	106	70-130	1.68	30
2,4-D (Dichlorophenoxyacetic acid)	8.7	8.5	10	87	85	70-130	2.79	30
2,4-DB	10	8.5	10	103	85	70-130	19.6	30
Dalapon	12	11	10	116	114	70-130	2.28	30
DCPA (mono & diacid)	8.1	7.9	10	81	79	70-130	2.07	30
Dicamba	9.5	9.2	10	95	92	70-130	2.84	30
3,5-Dichlorobenzoic Acid	9.3	9.1	10	93	91	70-130	2.02	30
Dichloroprop	9.1	8.9	10	91	89	70-130	2.63	30
Dinoseb (DNBP)	10	10	10	102	100	70-130	2.24	30
MCPA	89	92	100	89	92	70-130	3.42	30
MCPP	91	89	100	91	89	70-130	2.08	30
4-Nitrophenol	9.1	7.5	10	91	75	70-130	19.5	30
Pentachlorophenol (PCP)	9.1	9.0	10	91	90	70-130	1.59	30
Picloram	7.9	7.9	10	79	79	70-130	0.219	30
2,4,5-T (Trichlorophenoxy acetic acid)	8.8	8.6	10	88	86	70-130	2.59	30
2,4,5-TP (Silvex)	9.0	8.9	10	90	89	70-130	1.51	30
Surrogate Recovery								
DCAA	9.6	9.9	10	96	99	70-130	2.63	30

McCampbell Analytical, Inc.
"When Quality Counts"

1534 Willow Pass Road, Pittsburg, CA 94565-1701
Toll Free Telephone: (877) 252-9262 / Fax: (925) 252-9269
http://www.mccampbell.com / E-mail: main@mccampbell.com

Quality Control Report

Client:	Enthalpy Analytical	**WorkOrder:**	2603160
Date Prepared:	03/06/2026	**BatchID:**	337077
Date Analyzed:	03/06/2026	**Extraction Method:**	RSK175
Instrument:	GC26	**Analytical Method:**	RSK175
Matrix:	Water	**Unit:**	µg/L
Project:	EO-554518	**Sample ID:**	MB/LCS/LCSD-337077

QC Summary Report for RSK175

Analyte	MB Result	MDL	RL			
Carbon Dioxide	ND	50	50	-	-	-

Analyte	LCS Result	LCSD Result	SPK Val	LCS %REC	LCSD %REC	LCS/LCSD Limits	RPD	RPD Limit
Carbon Dioxide	160	180	187.2	87	96	70-130	9.67	30

McCampbell Analytical, Inc.
"When Quality Counts"

1534 Willow Pass Road, Pittsburg, CA 94565-1701
Toll Free Telephone: (877) 252-9262 / Fax: (925) 252-9269
http://www.mccampbell.com / E-mail: main@mccampbell.com

Certified Analyte List

Client: Enthalpy Analytical **WorkOrder:** 2603160

Project: EO-554518

Analyte	Cert 1	Cert 2	Cert 3	Cert 4	Cert 5	Analytical Method	Matrix
2,4,5-T (Trichlorophenoxy acetic acid)	◉	◉	○	○	○	E8151A	Water
2,4,5-TP (Silvex)	◉	◉	○	○	○	E8151A	Water
2,4-D (Dichlorophenoxyacetic acid)	◉	◉	○	○	○	E8151A	Water
2,4-DB	◉	◉	○	○	○	E8151A	Water
3,5-Dichlorobenzoic Acid	○	◉	○	○	○	E8151A	Water
4-Nitrophenol	◉	◉	○	○	○	E8151A	Water
Acifluorfen	○	◉	○	○	○	E8151A	Water
Bentazon	○	◉	○	○	○	E8151A	Water
Chloramben	○	◉	○	○	○	E8151A	Water
Dalapon	◉	◉	○	○	○	E8151A	Water
DCPA (mono & diacid)	○	◉	○	○	○	E8151A	Water
Dicamba	◉	◉	○	○	○	E8151A	Water
Dichloroprop	◉	◉	○	○	○	E8151A	Water
Dinoseb (DNBP)	◉	◉	○	○	○	E8151A	Water
MCPA	◉	◉	○	○	○	E8151A	Water
MCPP	◉	◉	○	○	○	E8151A	Water
Pentachlorophenol (PCP)	◉	◉	○	○	○	E8151A	Water
Picloram	○	◉	○	○	○	E8151A	Water

Certifications

Cert 1	CA ELAP 1644
Cert 2	ORELAP (NELAP) 4033

The Certified Analyte Report lists the compounds for which MAI is accredited at the time of issuance. Although MAI holds multiple accreditations, methods with extensive compound lists may not be fully accredited due to state agency availability.

McCampbell Analytical, Inc.
1534 Willow Pass Rd
Pittsburg, CA 94565-1701
(925) 252-9262

CHAIN-OF-CUSTODY RECORD

WorkOrder: 2603160 **ClientCode: ENO**

☐ WaterTrax ☐ CLIP ☐ EDF ☐ EQuIS ☐ Dry-Weight ☑ Email ☐ HardCopy ☐ ThirdParty ☑ J-flag
☐ Detection Summary ☑ **Excel** [A1_Standard _QC]

Report to:
David Tripp
Enthalpy Analytical
931 West Barkley Avenue
Orange, CA 92868
657-581-4710 FAX:

Email: david.tripp@enthalpy.com
cc/3rd Party:
PO: 079649
Project: EO-554518

Bill to:
Accounts Payable/Enthalpy SoCal
Montrose Environmental Group
PO Box 842165
Boston, MA 02284-2165
003EL_ap@montrose-env.com

Requested TAT: **5 days;**

Date Received: **03/03/2026**
Date Logged: **03/03/2026**

Lab ID	ClientSampID	Matrix	Collection Date	Hold	Requested Tests (See legend below)											
					1	2	3	4	5	6	7	8	9	10	11	12
2603160-001	SOUTH BASIN- EASTERN INLET	Water	2/28/2026 13:40	☐	A	A	B									

Test Legend:

1	8151_W	2	PRDisposal Fee	3	RSK175_CO2_W	4	
5		6		7		8	
9		10		11		12	

Project Manager: Jena Alfaro

Prepared by: Lilly Ortiz

Comments:

NOTE: Soil samples are discarded 60 days after receipt unless other arrangements are made (Water samples are 30 days).
Hazardous samples will be returned to client or disposed of at client expense.

McCampbell Analytical, Inc.
"When Quality Counts"

1534 Willow Pass Road, Pittsburg, CA 94565-1701
Toll Free Telephone: (877) 252-9262 / Fax: (925) 252-9269
http://www.mccampbell.com / E-mail: main@mccampbell.com

WORK ORDER SUMMARY

Client Name: ENTHALPY ANALYTICAL **Project:** EO-554518 **Work Order:** 2603160
Client Contact: David Tripp **QC Level:** LEVEL 2
Contact's Email: david.tripp@enthalpy.com **Comments** **Date Logged:** 3/3/2026

☐ WaterTrax ☐ CLIP ☐ EDF ☑ Excel ☐ EQuIS ☑ Email ☐ HardCopy ☐ ThirdParty ☑ J-flag

LabID	ClientSampID	Matrix	Test Name	Cont./ Comp.	Bottle & Preservative	U**	Head Space	Dry-Weight	Collection Date & Time	TAT	Test Due Date	Sediment Content	Hold	Sub Out
001A	SOUTH BASIN-EASTERN INLET	Water	E8151A (Chlorinated Herbicides)	1	1LA Narrow Mouth, Unpres	☐	☐	☐	2/28/2026 13:40	5 days	3/10/2026	1%+	☐	☐
001B	SOUTH BASIN-EASTERN INLET	Water	RSK175 (CO2)	2	VOA, Unpres	☐	☐	☐	2/28/2026 13:40	5 days	3/10/2026	1%+	☐	☐

NOTES: * STLC and TCLP extractions require 2 days to complete; therefore, all TATs begin after the extraction is completed (i.e., One-day TAT yields results in 3 days from sample submission).

- ISM prep requires 5 to 10 days to complete; therefore, all TATs begin after the extraction is completed (i.e., One-day TAT yields results in 6 to 11 days from sample submission). Due date listed on WO summary will not accurately reflect the time needed for sample preparation.

- Organic extracts are held for 40 days before disposal; Inorganic extract are held for 30 days.

- MAI assumes that all material present in the provided sampling container is considered part of the sample - MAI does not exclude any material from the sample prior to sample preparation unless requested in writing by the client.

U = An unpreserved container was received for a method that suggests a preservation in order to extend hold time for analysis.**

Cont./Comp. = Containers /Composites

ENTHALPY ANALYTICAL

26003160

931 West Barkley Ave
Orange, CA 92868
(714) 771-6900

Subcontract Laboratory:
McCampbell Analytical, Inc.
1534 Willow Pass Rd.
Pittsburg, CA 94565
ATTN: Quote ID: 262776
PO #: PO-096843

Enthalpy Order: EO-554518
PM: David Tripp
Email: david.tripp@enthalpy.com
CC: incomingreports@enthalpy.com
Phone: 657-581-4710

Results Due: Standard TAT (w/ HT RUSH)
Report Level: II
Report To: MDL
EDDs: Standard Excel EDD

COPY

Notes:
CHIQUITA Stormwater - Hold time rush please, if necessary

Sample ID	Collected	Lab ID	# Cont.	Matrix	Analysis Requested	Comment
SOUTH BASIN - EASTERN INLET	28-FEB-2026 13:40	554518-001	1	Water	EPA 8151A Chlorinated Herbicides	
			2	Water	RSK-175 CO2	

Notes:	Relinquished By:	Received By:
	[signature]	[signature]
	Date: 3-2-26 14:56	Date: 3/2/26 2325
		5.0 on Hold
	Date:	Date:
	Date:	Date:

McCampbell Analytical, Inc.
"When Quality Counts"

1534 Willow Pass Road, Pittsburg, CA 94565-1701
Toll Free Telephone: (877) 252-9262 / Fax: (925) 252-9269
http://www.mccampbell.com / E-mail: main@mccampbell.com

Sample Receipt Checklist

Client Name:	Enthalpy Analytical	Date and Time Received:	3/3/2026 09:35
Project:	EO-554518	Date Logged:	3/3/2026
		Received by:	Lilly Ortiz
WorkOrder №:	2603160 Matrix: Water	Logged by:	Lilly Ortiz
Carrier:	FedEx		

Chain of Custody (COC) Information

Chain of custody present?	Yes ☑	No ☐	
Chain of custody signed when relinquished and received?	Yes ☑	No ☐	
Chain of custody agrees with sample labels?	Yes ☑	No ☐	
Sample IDs noted by Client on COC?	Yes ☑	No ☐	
Date and Time of collection noted by Client on COC?	Yes ☑	No ☐	
Sampler's name noted on COC?	Yes ☐	No ☑	
COC agrees with Quote?	Yes ☐	No ☐	NA ☑
COC quote NOT expired?	Yes ☐	No ☐	NA ☑

Sample Receipt Information

Custody seals intact on shipping container/cooler?	Yes ☐	No ☐	NA ☑
Custody seals intact on sample bottles?	Yes ☐	No ☐	NA ☑
Shipping container/cooler in good condition?	Yes ☑	No ☐	
Samples in proper containers/bottles?	Yes ☑	No ☐	
Sample containers intact?	Yes ☑	No ☐	
Sufficient sample volume for indicated test?	Yes ☑	No ☐	

Sample Preservation and Hold Time (HT) Information

All samples received within holding time?	Yes ☑	No ☐	NA ☐
Samples Received on Ice?	Yes ☑	No ☐	
(Ice Type: WET ICE)			
Sample/Temp Blank temperature	Temp: 5°C		NA ☐
ZHS conditional analyses: VOA meets zero headspace requirement (VOCs, TPHg/BTEX, RSK)?	Yes ☑	No ☐	NA ☐
Sample labels checked for correct preservation?	Yes ☑	No ☐	
pH acceptable upon receipt (Metal: <2)?	Yes ☐	No ☐	NA ☑

UCMR Samples:

pH tested and acceptable upon receipt (200.7: ≤2; 533: 6 - 8; 537.1: 6 - 8)?	Yes ☐	No ☐	NA ☑
Free Chlorine tested and acceptable upon receipt (<0.1mg/L) [not applicable to 200.7]?	Yes ☐	No ☐	NA ☑

Comments:

Laboratory Job Number 554518

Subcontracted Products

Enthalpy - El Dorado Hills

March 24, 2026

Enthalpy Analytical - El Dorado Hills
Work Order No. 2603014

Mr. David Tripp
Enthalpy Analytical
931 W. Barkley Avenue
Orange, CA 92868

Dear Mr. Tripp,

Enclosed are the results for the sample set received at Enthalpy Analytical - EDH on March 03, 2026 under your Project Name 'EO-554518'.

Enthalpy Analytical - EDH is committed to serving you effectively. If you require additional information, please contact me at 916-673-1520 or by email at mark.rein@enthalpy.com.

Thank you for choosing Enthalpy Analytical - EDH as part of your analytical support team.

Sincerely,



Mark Rein
Project Manager

Enthalpy Analytical -EDH certifies that the report herein meets all the requirements set forth by NELAP for those applicable test methods. Results relate only to the samples as received by the laboratory. This report should not be reproduced except in full without the written approval of Enthalpy Analytical -EDH .

Enthalpy Analytical - EDH Work Order No. 2602174
Case Narrative

Sample Condition on Receipt:

One water sample was received and stored securely in accordance with Enthalpy Analytical - EDH standard operating procedures and EPA methodology. The sample was received in good condition and within the method temperature requirements.

Analytical Notes:

EPA Method 8290A

The sample was extracted and analyzed for 2,3,7,8-TCDD by EPA Method 8290A using a ZB-DIOXIN GC column.

Holding Times

The method holding time criteria was met for the sample.

Quality Control

The Initial Calibration and Continuing Calibration Verifications met the method acceptance criteria.

A Method Blank and Ongoing Precision and Recovery (OPR) sample were extracted and analyzed with the preparation batch. No analytes were detected above the sample quantitation limits in the Method Blank. The OPR recoveries were within the method acceptance criteria.

Labeled standard recoveries for all QC and field samples were within method acceptance criteria.

TABLE OF CONTENTS

Case Narrative..... 1

Table of Contents..... 3

Sample Inventory..... 4

Analytical Results..... 5

Qualifiers..... 9

Certifications..... 10

Sample Receipt..... 11

Sample Inventory Report

Sample ID	Client Sample ID	Sampled	Received	Components/Containers
2603014-01	SOUTH BASIN - EASTERN INLET	28-Feb-26 13:40	03-Mar-26 09:38	Amber Glass NM Bottle, 1L

ANALYTICAL RESULTS

Sample ID: Method Blank

EPA Method 8290A

Client Data

Name: Enthalpy Analytical
Project: EO-554518
Matrix: Aqueous

Laboratory Data

Lab Sample: B26C204-BLK1
QC Batch: B26C204
Sample Size: 1.00 L
Date Extracted: 18-Mar-26
Column: ZB-DIOXIN

Analyte	Conc. (pg/L)	MDL	RL	Qualifiers	Analyzed	Dilution
2,3,7,8-TCDD	ND	1.78	5.00		20-Mar-26 14:06	1

Labeled Standards	Type	% Recovery	Limits	Qualifiers	Analyzed	Dilution
13C-2,3,7,8-TCDD	IS	87.3	40 - 135		20-Mar-26 14:06	1
37Cl-2,3,7,8-TCDD	CRS	96.5	40 - 135		20-Mar-26 14:06	1

MDL - Method Detection Limit
RL - Reporting limit

Results reported to MDL.

Sample ID: OPR **EPA Method 8290A**

Client Data

Name: Enthalpy Analytical
Project: EO-554518
Matrix: Aqueous

Laboratory Data

Lab Sample: B26C204-BS1
QC Batch: B26C204 Date Extracted: 18-Mar-26 04:26
Sample Size: 1.00 L Column: ZB-DIOXIN

Analyte	Amt Found (pg/L)	Spike Amt	% Recovery	Limits	Qualifiers	Analyzed	Dilution
2,3,7,8-TCDD	179	200	89.7	70-130		20-Mar-26 12:31	1
Labeled Standards	**Type**		**% Recovery**	**Limits**	**Qualifiers**	**Analyzed**	**Dilution**
13C-2,3,7,8-TCDD	IS		87.1	40-135		20-Mar-26 12:31	1
37Cl-2,3,7,8-TCDD	CRS		95.3	40-135		20-Mar-26 12:31	1

Sample ID: SOUTH BASIN - EASTERN INLET

EPA Method 8290A

Client Data

Name:	Enthalpy Analytical
Project:	EO-554518
Matrix:	Water
Date Collected:	28-Feb-26 13:40

Laboratory Data

Lab Sample:	2603014-01	Date Received:	03-Mar-26 09:38
QC Batch:	B26C204	Date Extracted:	18-Mar-26
Sample Size:	0.501 L	Column:	ZB-DIOXIN

Analyte	Conc. (pg/L)	MDL	RL	Qualifiers	Analyzed	Dilution
2,3,7,8-TCDD	ND	3.56	9.99		21-Mar-26 19:41	1

Labeled Standards	Type	% Recovery	Limits	Qualifiers	Analyzed	Dilution
13C-2,3,7,8-TCDD	IS	98.2	40 - 135		21-Mar-26 19:41	1
37Cl-2,3,7,8-TCDD	CRS	103	40 - 135		21-Mar-26 19:41	1

MDL - Method Detection Limit
RL - Reporting limit

Results reported to MDL.

DATA QUALIFIERS & ABBREVIATIONS

B	Compound was also detected in the method blank
Conc.	Concentration
CRS	Cleanup Recovery Standard
D	Dilution
DL	Detection Limit
E	Concentration exceeded the calibration range
EDL	Estimated Detection Limit
EMPC	Estimated Maximum Possible Concentration
H	Recovery and/or RPD was outside laboratory acceptance limits
I	Chemical Interference
IS	Internal Standard
J	Estimated Concentration below the Reporting Limit/LOQ
LOD	Limit of Detection
LOQ	Limit of Quantitation
MDL	Method Detection Limit
NA	Not Applicable
ND	Not Detected
OPR	Ongoing Precision and Recovery sample
P	Concentration may include contribution from chlorinated diphenyl ether(s).
Q	Ion transition ratio is outside of the acceptance criteria.
RL	Reporting Limit (MRL)
TEQ	Toxic Equivalency, sum of the toxic equivalency factors (TEF) multiplied by the sample concentrations.
TEQMax	TEQ calculated using the detection limit as the concentration for non-detects
TEQMin	TEQ calculated using zero as the concentration for non-detects
TEQRisk	TEQ calculated using ½ the detection limit as the concentration for non-detects
U	Not Detected (specific projects only)
*	See Cover Letter

Unless otherwise noted, solid sample results are reported in dry weight. Tissue samples are reported in wet weight.

Enthalpy Analytical - EDH Certifications

Accrediting Authority	Certificate Number
Alaska Department of Environmental Conservation	17-013
California Department of Health – ELAP	2892
DoD ELAP - A2LA Accredited - ISO/IEC 17025	3091.01
Florida Department of Health	E87777
Louisiana Department of Environmental Quality	01977
Maine Department of Health	2020018
Michigan Department of Environmental Quality	9932
Minnesota Department of Health	2211390
Nevada Division of Environmental Protection	CA00413
New Hampshire Environmental Accreditation Program	207721
New Jersey Department of Environmental Protection	CA003
New York Department of Health	11411
Ohio Environmental Protection Agency	87778
Oregon Laboratory Accreditation Program	4042-021
Texas Commission on Environmental Quality	T104704189-22-13
Vermont Department of Health	VT-4042
Virginia Department of General Services	11276
Washington Department of Ecology	C584
Wisconsin Department of Natural Resources	998036160

Current certificates and lists of licensed parameters can be found at Enthalpy.com/Resources/Accreditations.

—rec'd via email on 03/02/26 1632— wus 03/03/26

2603014 0.67

ENTHALPY

931 West Barkley Ave
Orange, CA 92868
(714) 771-6900

Subcontract Laboratory:
Enthalpy - El Dorado Hills
1104 Windfield Way
El Dorado Hills, CA 95762
ATTN: Mark Rein
PO #: Required, to be sent via email

Enthalpy Order: EO-554518
PM: David Tripp
Email: david.tripp@enthalpy.com
CC: incomingreports@enthalpy.com
Phone: 657-581-4710

Results Due: Standard TAT (15wd TAT)
Report Level: II
Report To: MDL
EDDs: BLDR:Enthalpy (the normal EDD you send to Orange)

Notes:

CHIQUITA Stormwater - 15wd TAT or less if at all possible. No decanting.

Sample ID	Collected	Lab ID	# Cont.	Matrix	Analysis Requested	Comment
SOUTH BASIN - EASTERN INLET	28-FEB-2026 13:40	554518-001	1	Water	EPA 8290 - 2,3,7,8-TCDD Only	

Notes:	Relinquished By:	Received By:
	[signature]	— rec'd via email —
	Date: 3-2-26 14:56	Date: — ⓐ
	Date:	Date:
	Date:	Date:

ⓐ samples rec'd on 03/03/26 0938 by XaO. Incorrect COC sent in shipment wus 03/03/26

CoC/Label Reconciliation Report WO# 2603014

LabNumber	CoC Sample ID	SampleAlias	Sample Date/Time	Container	BaseMatrix	Sample Comments
2603014-01	A SOUTH BASIN - EASTERN INLET ☑ (A)	554518-001	28-Feb-26 13:40 ☑	Amber Glass NM Bottle, 1L	Aqueous	

Checkmarks indicate that information on the COC reconciled with the sample label.
Any discrepancies are noted in the following columns.

CONDITION	Yes	No	NA
Sample Container Intact?	✓		
Sample Container(s) Custody Seals Intact?			✓
Custody Seals On Cooler Intact?			✓
Adequate Sample Volume?	✓		
Container Type Appropriate for Analysis(es)?	✓		

Comments: (A) No backup volume

Preservation Documented: Na2S2O3 Trizma NH4CH3CO2 (None All) Other

Verifed by/Date: KAM 03/03/26
WWS 03/03/26

Onterris
931 West Barkley Ave
Orange, CA 92868
(714) 771-6900

onterris.com

Lab Job Number : 556600
Report Level : II
Report Date : 04/24/2026

Analytical Report *prepared for:*

Matt Breuer
Waste Connections
Chiquita Canyon Landfill
29201 Henry Mayo Drive
Castaic, CA 91384

Project: CCLF STORMWATER - Chiquita Canyon Stormwater

Authorized for release by:

David Tripp, Senior Project Manager
657-581-4710
david.tripp@onterris.com

This data package has been reviewed for technical correctness and completeness. Release of this data has been authorized by the Laboratory Manager or the Manager's designee, as verified by the above signature which applies to this PDF file as well as any associated electronic data deliverable files. The results contained in this report meet all requirements of NELAP and pertain only to those samples which were submitted for analysis. This report may be reproduced only in its entirety.

CA ELAP# 1338, CA ELAP #1338-S1, NELAP# 4038, SCAQMD LAP# 18LA0518, LACSD ID# 10105, ORELAP# 4197

Onterris ENTHALPY ANALYTICAL

Sample Summary

Matt Breuer Waste Connections Chiquita Canyon Landfill 29201 Henry Mayo Drive Castaic, CA 91384	Lab Job #: Project No: Location: Date Received:	556600 CCLF STORMWATER Chiquita Canyon Stormwater 04/01/26

Sample ID	Lab ID	Collected	Matrix
SOUTH BASIN - WESTERN INLET	556600-001	04/01/26 00:10	Water
SOUTH BASIN - EASTERN INLET	556600-002	04/01/26 00:20	Water

Case Narrative

Waste Connections Chiquita Canyon Landfill 29201 Henry Mayo Drive Castaic, CA 91384 Matt Breuer	Lab Job Number: 556600 Project No: CCLF STORMWATER Location: Chiquita Canyon Stormwater Date Received: 04/01/26

- This data package contains sample and QC results for two water samples, requested for the above referenced project on 04/01/26. The samples were received in good condition. Samples were collected just after midnight (0010 and 0020hrs) per the COC and CTEH's texts and follow-up email. See the email appended to the COC. 040126dst
- DILUTIONS: Dilutions in this report were performed solely for the purpose of reporting target analytes within method calibration ranges - except where otherwise noted below or in Sub-Lab Case Narrative(s).
- EPA 1664A, EPA 200.7, EPA 200.8, EPA 245.1, EPA 300.0, EPA 350.1, EPA 420.1, EPA 625.1, EPA 8081A, EPA 8082, EPA 8270C-SIM, EPA 8270E, SM 4500-CN-E, SM 4500-S2-D, SM 5310B, SM 9221B, SM 9221F, SM2130B, SM2320B, SM2510B, SM2540C, SM2540D, SM5210B, and SM5220D analyses were performed at 931 West Barkley Ave, Orange, CA, 92868.
- EPA 8260B analysis was performed at 2532 E Cerritos Ave., Anaheim, CA, 92806.

Volatile Organics by GC/MS (EPA 8260B):

- SOUTH BASIN - WESTERN INLET (lab # 556600-001) and SOUTH BASIN - EASTERN INLET (lab # 556600-002) had pH greater than 2.
- No other analytical problems were encountered.

Semivolatile Organics by GC/MS (EPA 8270E):

- High response was observed for pentachlorophenol in the CCV analyzed 04/03/26 08:37; affected data was qualified with "b".
- Low surrogate recovery was observed for phenol-d6 in the method blank for batch 399523.
- No other analytical problems were encountered.

Semivolatile Organics by GC/MS (EPA 625.1):

- Low recovery was observed for a-terpineol in the BS for batch 399523; the low recovery was not associated with any reported results. High RPD was also observed for a-terpineol in the BS/BSD for batch 399523; the high RPD was not associated with any reported results.
- Low recovery was observed for a-terpineol in the BS for batch 399683; the associated RPD was within limits.
- Low surrogate recoveries were observed for 2-fluorophenol in a number of samples.
- Low surrogate recoveries were observed for phenol-d6 in a number of samples.
- Low surrogate recoveries were observed for terphenyl-d14 in SOUTH BASIN - WESTERN INLET (lab # 556600-001), SOUTH BASIN - EASTERN INLET (lab # 556600-002), and the BS/BSD for batch 399523.
- Low surrogate recoveries were observed for 2,4,6-tribromophenol in SOUTH BASIN - WESTERN INLET (lab # 556600-001) and SOUTH BASIN - EASTERN INLET (lab # 556600-002).
- Low surrogate recoveries were observed for nitrobenzene-d5 in SOUTH BASIN - WESTERN INLET (lab # 556600-001) and SOUTH BASIN - EASTERN INLET (lab # 556600-002).
- Low surrogate recoveries were observed for 2-fluorobiphenyl in SOUTH BASIN - WESTERN INLET (lab # 556600-001) and SOUTH BASIN - EASTERN INLET (lab # 556600-002).
- No other analytical problems were encountered.

Semivolatile Organics by GC/MS SIM (EPA 8270C-SIM):

No analytical problems were encountered.

Pesticides (EPA 8081A):
No analytical problems were encountered.

Total Organic Carbon by IR (SM 5310B):
No analytical problems were encountered.

PCBs (EPA 8082):
No analytical problems were encountered.

Metals (EPA 200.7, EPA 200.8, and EPA 245.1):
No analytical problems were encountered.

Ion Chromatography (EPA 300.0):

- Responses exceeding the instrument's linear range were observed for sulfate in the MS/MSD for batch 399548; affected data was qualified with "E".
- No other analytical problems were encountered.

Conductivity (SM2510B):
No analytical problems were encountered.

Total Oil & Grease (HEM) (EPA 1664A):

- Matrix spikes were not performed for this analysis due to insufficient sample volume.
- No analytical problems were encountered.

Total Phenolics (EPA 420.1):
No analytical problems were encountered.

Alkalinity (SM2320B):
No analytical problems were encountered.

Sulfide (SM 4500-S2-D):
No analytical problems were encountered.

Total Dissolved Solids (TDS) (SM2540C):

- High RPD was observed for total dissolved solids in the SDUP of SOUTH BASIN - EASTERN INLET (lab # 556600-002).
- No other analytical problems were encountered.

Total Suspended Solids (TSS) (SM2540D):
No analytical problems were encountered.

Chemical Oxygen Demand (SM5220D):
No analytical problems were encountered.

Biochemical Oxygen Demand (SM5210B):
No analytical problems were encountered.

Turbidity (SM2130B):
No analytical problems were encountered.

Cyanide - Semi-Automated Method (SM 4500-CN-E and SM 4500-CN-E):
No analytical problems were encountered.

Coliform - 9221 Tests (SM 9221B and SM 9221F):
No analytical problems were encountered.

Ammonia and TKN- Semi-Automated Method (SM 4500-NH3-G):
No analytical problems were encountered.

Organophosphorus Pesticides (EPA 8141A):
Pace Laboratories in Bakersfield, CA performed the analysis (see sublab report section for certifications). Please see the Pace Laboratories case narrative.

8151A Chlorinated Herbicides (EPA 8151A):
McCampbell Analytical, Inc. in Pittsburg, CA performed the analysis (NELAP certified). Please see the McCampbell Analytical, Inc. case narrative.

RSK-175 CO2 (RSK-175):
McCampbell Analytical, Inc. in Pittsburg, CA performed the analysis (see sublab report section for certifications). Please see the McCampbell Analytical, Inc. case narrative.

Dioxins & Furans (EPA 8290):
Onterris-EDH in El Dorado Hills, CA performed the analysis (see sublab report section for certifications). Please see the Onterris-EDH case narrative.

ENTHALPY ANALYTICAL

Chain of Custody Record

Lab No: 556600

Page: 1 of 3

Turn Around Time (rush by advanced notice only)

Standard:		5 Day:		3 Day:	
2 Day:		1 Day:	X	Custom TAT:	

Enthalpy Analytical - Orange

931 W. Barkley Avenue, Orange, CA 92868

Phone 714-771-6900

Matrix: A = Air S = Soil/Solid W = Water DW = Drinking Wate SD = Sediment PP = Pure Product SEA = Sea Water SW = Swab T = Tissue WP = Wipe O = Other

Preservatives: 1 = $Na_2S_2O_3$ 2 = HCl 3 = HNO_3 4 = H_2SO_4 5 = NaOH 6 = Other

Sample Receipt Temp: (lab use only)

CUSTOMER INFORMATION		PROJECT INFORMATION	
Company:	Chiquita Canyon, LLC	Name:	Stormwater Outlet
Report To:	Matt Breuer	Number:	
Email:	matthew.breuer@wasteconnection	P.O. #:	
Address:	29201 Henry Mayo Drive	Address:	29201 Henry Mayo Drive
	Castaic, CA 91384		Castaic, CA 91384
Phone:	682-559-3880	Global ID:	
Fax:		Sampled By:	CH, GA, ST

	Sample ID	Sampling Date	Sampling Time	Matrix	Container No. / Size	Pres.	200.7/200.8 Metals (see comments)	245.1 Mercury	4500-CN-E Cyanide	8081 Pesticides / 8082 PCBs	8141 Organophosphorous Pesticides	8151 Herbicides	8260 VOCs	8260 Acrolein/Acrylonitrile	8270C	8290 2,3,7,8-TCDD	Test Instructions / Comments
1	South Basin - Western Inlet	04/01/26	0010	W	31	1,2,4,6	X	X	X	X	X	X	X	X	X	X	Temp: 17.2°C, pH 9.03
2	South Basin - Eastern Inlet	04/01/26	0020	W	31	1,2,4,6	X	X	X	X	X	X	X	X	X	X	Temp: 16.6°C, pH 8.92
3																	
4																	
5																	
6																	
7																	
8																	
9																	
10																	

Analysis Request

Test Instructions / Comments

200.8 - Ag, As, B, Ba, Be, Cd, Co, Cr, Cu, Ni, Mn, Pb, Sb, Se, Sn, Tl, V, Zn
200.7 - Fe, Ca, K, Mg, Na

Additional email recipients:
matt.breuer@wasteconnections.com
stormwater@wasteconnections.com
tmb@swteng.com
aav@swteng.com

Direct invoices to:
Maribel Bolanos
(661) 257-3665

Login 556600

	Signature	Print Name	Company / Title	Date / Time
[1] Relinquished By:	Karen Henley	KAREN HENLEY	CTEH	4/1/26 / 0415
[1] Received By:		FedEx	CH	4/1/26 0700
[2] Relinquished By:				
[2] Received By:				
[3] Relinquished By:				
[3] Received By:				

ENTHALPY ANALYTICAL

Chain of Custody Record

Lab No: 526080

Page: 2 of 3

Turn Around Time (rush by advanced notice only)

Standard:		5 Day:		3 Day:	
2 Day:		1 Day:	X	Custom TAT:	

Enthalpy Analytical - Orange

931 W. Barkley Avenue, Orange, CA 92868

Phone 714-771-6900

Matrix: A = Air S = Soil/Solid W = Water DW = Drinking Wate SD = Sediment PP = Pure Product SEA = Sea Water SW = Swab T = Tissue WP = Wipe O = Other

Preservatives: 1 = $Na_2S_2O_3$ 2 = HCl 3 = HNO_3 4 = H_2SO_4 5 = NaOH 6 = Other

Sample Receipt Temp: (lab use only)

CUSTOMER INFORMATION		PROJECT INFORMATION	
Company:	Chiquita Canyon, LLC	Name:	Stormwater Outlet
Report To:	Matt Breuer	Number:	
Email:	matthew.breuer@wasteconnection	P.O. #:	
Address:	29201 Henry Mayo Drive	Address:	29201 Henry Mayo Drive
	Castaic, CA 91384		Castaic, CA 91384
Phone:	682-559-3880	Global ID:	
Fax:		Sampled By:	CH, GA, ST

	Sample ID	Sampling Date	Sampling Time	Matrix	Container No. / Size	Pres.	SM4500-S2-D Total Sulfide	420.1 Total Phenolics	1664A Oil and Grease	9221B Tota Coliform	9221F E. Coli	300.0 Cl, Br, Fl, NO3, NO2, SO4	2540D TSS	5310B TOC	8270 SIM 1,4-Dioxane	SM2320B Alkalinity	Test Instructions / Comments
1	South Basin - Western Inlet	04/01/26	0010	W	31	1,2,4,6	X	X	X	X	X	X	X	X	X	X	Temp: 17.2°C, pH 9.03
2	South Basin - Eastern Inlet	04/01/26	0020	W	31	1,2,4,6	X	X	X	X	X	X	X	X	X	X	Temp: 16.6°C, pH 8.92
3																	
4																	
5																	
6																	
7																	
8																	
9																	
10																	

Additional email recipients:
matt.breuer@wasteconnections.com
stormwater@wasteconnections.com
tmb@swteng.com
aav@swteng.com

Direct invoices to:
Maribel Bolanos
(661) 257-3665

	Signature	Print Name	Company / Title	Date / Time
1 Relinquished By:	Karen Hensley	KAREN HENSLEY	CTEH	4/1/26 / 0415
1 Received By:		FedEx	EA	4/1/26 0700
2 Relinquished By:				
2 Received By:				
3 Relinquished By:				
3 Received By:				

ENTHALPY ANALYTICAL

Chain of Custody Record

Lab No: 556 C00

Page: 3 of 3

Turn Around Time (rush by advanced notice only)

Standard:		5 Day:		3 Day:	
2 Day:		1 Day:	X	Custom TAT:	

Enthalpy Analytical - Orange

931 W. Barkley Avenue, Orange, CA 92868

Phone 714-771-6900

Matrix: A = Air S = Soil/Solid
W = Water DW = Drinking Wate SD = Sediment
PP = Pure Product SEA = Sea Water
SW = Swab T = Tissue WP = Wipe O = Other

Preservatives:
1 = $Na_2S_2O_3$ 2 = HCl 3 = HNO_3
4 = H_2SO_4 5 = NaOH 6 = Other

Sample Receipt Temp: (lab use only)

CUSTOMER INFORMATION		PROJECT INFORMATION	
Company:	Chiquita Canyon, LLC	Name:	Stormwater Outlet
Report To:	Matt Breuer	Number:	
Email:	matthew.breuer@wasteconnection	P.O. #:	
Address:	29201 Henry Mayo Drive	Address:	29201 Henry Mayo Drive
	Castaic, CA 91384		Castaic, CA 91384
Phone:	682-559-3880	Global ID:	
Fax:		Sampled By:	CH, GA, ST

	Sample ID	Sampling Date	Sampling Time	Matrix	Container No. / Size	Pres.	SM5220D Chemical Oxygen Demand	SM2510B Specific Conductance	RSK-175 Carbon Dioxide	2540E TDS	SM2130B Turbidity	350.1 Ammonia	625.1 - See Comments	625.1 Alpha-Terpineol	SM5210B BOD		Test Instructions / Comments
1	South Basin - Western Inlet	04/01/26	0010	W	31	1,2,4,6	X	X	X	X	X	X	X	X	X	X	Temp: 17.2°C, pH 9.03
2	South Basin - Eastern Inlet	04/01/26	0020	W	31	1,2,4,6	X	X	X	X	X	X	X	X	X	X	Temp: 16.6°C, pH 8.92
3																	
4																	
5																	
6																	
7																	
8																	
9																	
10																	

Analysis Request

Test Instructions / Comments

625.1 - Benzoic Acid, Pyridine, Phenol, 2-methylphenol, 3,4-methylphenol, Cresol, Naphthalene, alpha-terpineol

Additional email recipients:
matt.breuer@wasteconnections.com
stormwater@wasteconnections.com
tmb@swteng.com
aav@swteng.com

Direct invoices to:
Maribel Bolanos
(661) 257-3665

	Signature	Print Name	Company / Title	Date / Time
[1] Relinquished By:	Karen Hensley	KAREN HENSLEY	CTEH	4/1/24 / 0415
[1] Received By:				
[2] Relinquished By:				
[2] Received By:				
[3] Relinquished By:				
[3] Received By:				

SAMPLE RECEIPT CHECKLIST

Section 1: General Info

Date Received: 04/01/26 WO# 556600 Client: Waste Connections

Section 2: Shipping / Custody **Are custody seals present?** ☐ Yes ☒ No

Custody seals intact on arrival? ■ N/A ☐ Yes ☐ No ☐ On cooler / box ☐ On samples

☐ Courier ■ Walk-In ☐ Field Sampling ☐ Shipping Info: _____

Section 3a: Condition / Packaging ☐ **Outside 0.0 - 6.0°C (0.0 - 10.0°C for microbiology) (PM notified)**

Date Opened 04/01/26 By (initials) FPD Type of ice used: ■ Wet ☐ Blue/Gel ☐ None

■ Samples received on ice directly from the field; cooling process had begun. (if checked, skip temperatures)

☐ Sample matrix doesn't require cooling (e.g. air, bulk PCB). (if checked, skip temperatures)

If no cooler: Observed/Adjusted Temp (°C): _____ / _____ Thermometer/IR Gun: IR10 CF: +0.2

Cooler Temp (°C) #1: 5.5 / 5.7 #2: 9.0 / 9.2 #3: 4.6 / 4.8 #4: 10.3 / 10.5 #5: ____ / ____ #6: ____ / ____

Section 3b: Microbiology Samples ☐ **No microbiology samples submitted (skip 3b)**

■ Within temp range 0.0 - 10.0°C or received on ice directly from field.

■ Adequate headspace for microbiology analysis.

Section 3c: Air Samples ■ **No air samples submitted (skip 3c)**

☐ 1.4L Canisters ☐ 6L Canisters ☐ Tedlar Bags ☐ MCE Cassettes ☐ Sorbent Tubes ☐ Other _____

Section 4: Containers / Labels / Samples	YES	NO	N/A
1) Were custody papers present, filled properly, and legible?	x		
2) Is the sampler's name present on the CoC?	x		
3) Were containers received in good condition (unbroken / unopened / uncompromised)?	x		
4) Were the samples bagged? (required for microbiology samples; recommended for soil samples)	x		
5) Were all of, and only, the correct samples received?	x		
6) Are sample labels present, legible, and in agreement with the CoC?		x	
7) Does the container count match the CoC?	x		
8) Was sufficient sample volume / mass received for the analyses requested?	x		
9) Were samples received in proper containers for the analyses requested?	x		
10) Were samples received with > 1/2 holding time remaining? 4/1/26 FPD	~~x~~	x	
11) Are samples properly preserved as indicated by CoC / labels?	x		
12) Unpreserved VOAs received - If necessary, was the hold time changed in LIMS?			x
13) Are VOA vials free from headspace/bubbles > 6mm?		x	

Section 5: Explanations / Comments

(If no comments are made, then no discrepancies noted.)

4.6 - SAMPLING TIME DISCREPANCY ON SAMPLE -002 : 0020 PER COC, 1220 PER SAMPLE LABEL

4.13 - HEADSPACE > 6MM :
SAMPLE - 001 - 1 OF 3 UNPRESERVED VIALS
SAMPLE-002 - 3 OF 3 PRESERVED VIALS, 1 OF 4 UNPRESERVED VIALS.

4.10 - SAMPLES RECEIVED < 1/2 HOLDING TIME REMAINING FOR MICROBIOLOGICAL ANALYSES.

☐ **No additional discrepancies**

Date Logged 04/01/26 **By (print)** FPD **(sign)** _____

Date Labeled 04/01/26 **By (print)** FPD **(sign)** _____

Outlook

Re: [External] - [Chiquita Canyon] Stormwater Samples 4/1

From Matt Tuggle <mtuggle@cteh.com>
Date Wed 4/1/2026 3:35 PM
To David Tripp <david.tripp@enthalpy.com>

EXTERNAL EMAIL - This email was sent by a person from outside your organization. Exercise caution when clicking links, opening attachments or taking further action, before validating its authenticity.

Forgot to mention earlier that the labels for the eastern inlet say 1220 when they should say 0020. The COC is correct.

Matt Tuggle
CTEH, LLC
Mobile: 979-229-5300
mtuggle@cteh.com | www.cteh.com

From: David Tripp <david.tripp@enthalpy.com>
Sent: Wednesday, April 1, 2026 9:47:22 AM
To: Matt Tuggle <mtuggle@cteh.com>
Cc: Kyle Lapic <kylapic@montrose-env.com>; Sohini Bagchi <sbagchi@montrose-env.com>
Subject: Re: [External] - [Chiquita Canyon] Stormwater Samples 4/1

EXTERNAL EMAIL - This email was sent by a person from outside your organization. Exercise caution when clicking links, opening attachments or taking further action, before validating its authenticity.

Hi All - samples received and analyses are being started as staff arrive for work this morning.

Thanks!

Sent from my Verizon, Samsung Galaxy smartphone
Get Outlook for Android

From: David Tripp <david.tripp@enthalpy.com>
Sent: Wednesday, April 1, 2026 6:34:22 AM
To: mtuggle@cteh.com <mtuggle@cteh.com>
Cc: Kyle Lapic <kylapic@montrose-env.com>; Sohini Bagchi <sbagchi@montrose-env.com>
Subject: Re: [External] - [Chiquita Canyon] Stormwater Samples 4/1

Good morning Matt - thanks for the heads up!

Sent from my Verizon, Samsung Galaxy smartphone
Get Outlook for Android

From: Matt Tuggle <mtuggle@cteh.com>
Sent: Wednesday, April 1, 2026 2:28:33 AM
To: David Tripp <david.tripp@enthalpy.com>

Cc: Kyle Lapic <kylapic@montrose-env.com>; Sohini Bagchi <sbagchi@montrose-env.com>
Subject: [External] - [Chiquita Canyon] Stormwater Samples 4/1

EXTERNAL EMAIL - This email was sent by a person from outside your organization. Exercise caution when clicking links, opening attachments or taking further action, before validating its authenticity.

Good morning Dave,

There was a discharge into the South Basin from both inlets overnight, so we pulled two SW samples early this morning. They will be delivered with yesterday's samples before the lab opens this morning.

I've attached the COCs.

Best,
Matt

Matt Tuggle
CTEH, LLC
Mobile: 979-229-5300
mtuggle@cteh.com |
https://protect.checkpoint.com/v2/r01/___www.cteh.com___.YzJ1Om1vbnRyb3NlY29tbWVyY2lhbDpjOm86OWExMGM3MTU4YjJhYzhiYTc1OGVlNjViMWY0OGQ0MDc6NzoyMTYyOjZmZjQ2NTZmNzBjNzBlNTNhYjFkMzNiMjM1Y2RiNGZkMDFhNmEwNjE0ZTg4OTc1NDA1YjIyN2E3MmY4YjJiZjE6dDpUOkY

CONFIDENTIALITY NOTICE: The contents of this email message and any attachments are intended solely for the addressee(s) and may contain confidential, proprietary and/or privileged information and may be legally protected from disclosure. If you are not the intended recipient of this message or their agent, or if this message has been addressed to you in error, please immediately alert the sender by reply email and then delete this message and any attachments and the reply from your system. If you are not the intended recipient, you are hereby notified that any disclosure, use, dissemination, copying, or storage of this message or its attachments is strictly prohibited.

The information contained in this e-mail and any attachments from Montrose Environmental Group, Inc. may contain confidential and/or proprietary information, and is intended only for the named recipient to whom it was originally addressed. If you are not the intended recipient, any disclosure, distribution, or copying of this e-mail or its attachments is strictly prohibited. If you have received this e-mail in error, please notify the sender immediately by return e-mail and permanently delete the e-mail and any attachments.

CONFIDENTIALITY NOTICE: The contents of this email message and any attachments are intended solely for the addressee(s) and may contain confidential, proprietary and/or privileged information and may be legally protected from disclosure. If you are not the intended recipient of this message or their agent, or if this message has been addressed to you in error, please immediately alert the sender by reply email and then delete this message and any attachments and the reply from your system. If you are not the intended recipient, you are hereby notified that any disclosure, use, dissemination, copying, or storage of this message or its attachments is strictly prohibited.

CONFIDENTIALITY NOTICE: The contents of this email message and any attachments are intended solely for the addressee(s) and may contain confidential, proprietary and/or privileged information and may be legally protected from disclosure. If you are not the intended recipient of this message or their agent, or if this message has been addressed to you in error, please immediately alert the sender by reply email and then delete this message and any attachments and the reply from your system. If you are not the intended recipient, you are hereby notified that any disclosure, use, dissemination, copying, or storage of this message or its attachments is strictly prohibited.


29/32
Lab ID : 556600-001, X
Client : Waste Connections
Client ID : SOUTH BASIN - WESTERN INLET
Sampled : 04/01/26 00:10 Dispose : 05/16/26
Kimble
LABGLASS
1000ml
BORO 3.3

Onterris ENTHALPY ANALYTICAL

Analysis Results for 556600

Matt Breuer
Waste Connections
Chiquita Canyon Landfill
29201 Henry Mayo Drive
Castaic, CA 91384

Lab Job #: 556600
Project No: CCLF STORMWATER
Location: Chiquita Canyon Stormwater
Date Received: 04/01/26

Sample ID: SOUTH BASIN - WESTERN INLET | **Lab ID:** 556600-001 | **Matrix:** Water | **Collected:** 04/01/26 00:10

556600-001 Analyte	Result	Qual	Units	RL	MDL	DF	Batch	Prepared	Analyzed	Chemist
Method: EPA 1664A Prep Method: METHOD										
Total Oil and Grease	ND		mg/L	4.8	0.93	0.96	399445	04/01/26	04/01/26	TTL
Method: EPA 200.7 Prep Method: EPA 3015A										
Calcium	**190**		mg/L	0.10	0.0095	1	399551	04/01/26	04/01/26	SBW
Iron	**150**		mg/L	0.50	0.17	10	399551	04/01/26	04/01/26	SBW
Magnesium	**62**		mg/L	0.10	0.017	1	399551	04/01/26	04/01/26	SBW
Potassium	**29**		mg/L	0.50	0.20	1	399551	04/01/26	04/01/26	SBW
Sodium	**53**		mg/L	0.50	0.017	1	399551	04/01/26	04/01/26	SBW
Method: EPA 200.8 Prep Method: EPA 3015A										
Antimony	ND		ug/L	2.0	1.0	1	399554	04/01/26	04/01/26	KAM
Arsenic	**13**		ug/L	2.0	0.27	1	399554	04/01/26	04/01/26	KAM
Barium	**930**		ug/L	50	4.4	10	399554	04/01/26	04/01/26	KAM
Beryllium	**6.5**		ug/L	1.0	0.060	1	399554	04/01/26	04/01/26	KAM
Boron	**210**		ug/L	100	77	10	399554	04/01/26	04/01/26	KAM
Cadmium	**1.0**	J	ug/L	1.0	0.072	1	399554	04/01/26	04/01/26	KAM
Chromium	**68**		ug/L	5.0	0.43	1	399554	04/01/26	04/01/26	KAM
Cobalt	**42**		ug/L	1.0	0.090	1	399554	04/01/26	04/01/26	KAM
Copper	**87**		ug/L	3.0	0.96	1	399554	04/01/26	04/01/26	KAM
Lead	**72**		ug/L	5.0	0.23	1	399554	04/01/26	04/01/26	KAM
Manganese	**1,600**		ug/L	100	38	10	399554	04/01/26	04/01/26	KAM
Nickel	**70**		ug/L	5.0	1.3	1	399554	04/01/26	04/01/26	KAM
Selenium	**5.8**		ug/L	4.0	1.9	1	399554	04/01/26	04/01/26	KAM
Silver	ND		ug/L	5.0	0.37	1	399554	04/01/26	04/01/26	KAM
Thallium	**0.70**	J	ug/L	1.0	0.25	1	399554	04/01/26	04/01/26	KAM
Tin	ND		ug/L	5.0	1.5	1	399554	04/01/26	04/01/26	KAM
Vanadium	**150**		ug/L	5.0	0.36	1	399554	04/01/26	04/01/26	KAM
Zinc	**250**		ug/L	10	7.6	1	399554	04/01/26	04/01/26	KAM
Method: EPA 245.1 Prep Method: EPA 245.1										
Mercury	**0.52**		ug/L	0.40	0.091	1	399524	04/01/26	04/01/26	MLL
Method: EPA 300.0 Prep Method: METHOD										
Fluoride	**0.25**		mg/L	0.20	0.059	1	399548	04/01/26 10:43	04/01/26 19:06	SSN
Chloride	**9.2**		mg/L	1.0	0.26	1	399548	04/01/26 10:43	04/01/26 19:06	SSN
Nitrogen, Nitrite	ND		mg/L	0.10	0.02	1	399548	04/01/26 10:43	04/01/26 19:06	SSN

Results for any subcontracted analyses are not included in this section.

Analysis Results for 556600

556600-001 Analyte	Result	Qual	Units	RL	MDL	DF	Batch	Prepared	Analyzed	Chemist
Bromide	**0.067**	J	mg/L	0.30	0.061	1	399548	04/01/26 10:43	04/01/26 19:06	SSN
Nitrogen, Nitrate	**0.67**		mg/L	0.10	0.05	1	399548	04/01/26 10:43	04/01/26 19:06	SSN
Sulfate	**72**		mg/L	1.0	0.18	1	399548	04/01/26 10:43	04/01/26 19:06	SSN
Method: EPA 350.1 Prep Method: METHOD										
Ammonia-N	**0.26**		mg/L	0.10	0.068	1	399555	04/01/26	04/01/26	CKN
Method: EPA 420.1 Prep Method: METHOD										
Total Phenolics	ND		mg/L	0.010	0.0056	1	399655	04/02/26	04/02/26	LVL
Method: EPA 625.1 Prep Method: EPA 3510C										
Benzoic acid	ND		ug/L	53	11	1.1	399683	04/02/26	04/03/26	MSS
2-Methylphenol	ND		ug/L	11	3.4	1.1	399683	04/02/26	04/03/26	MSS
Pyridine	ND		ug/L	11	3.0	1.1	399683	04/02/26	04/03/26	MSS
Phenol	ND		ug/L	11	2.2	1.1	399683	04/02/26	04/03/26	MSS
Naphthalene	ND		ug/L	11	3.8	1.1	399683	04/02/26	04/03/26	MSS
3-,4-Methylphenol	ND		ug/L	11	3.2	1.1	399683	04/02/26	04/03/26	MSS
Cresol	ND		ug/L	11		1.1	399683	04/02/26	04/03/26	MSS
a-Terpineol	ND		ug/L	11	2.2	1.1	399683	04/02/26	04/03/26	MSS
Surrogates				**Limits**						
2-Fluorophenol	28%	*	%REC	36-95		1.1	399683	04/02/26	04/03/26	MSS
Phenol-d6	21%	*	%REC	28-82		1.1	399683	04/02/26	04/03/26	MSS
2,4,6-Tribromophenol	44%	*	%REC	61-140		1.1	399683	04/02/26	04/03/26	MSS
Nitrobenzene-d5	34%	*	%REC	48-123		1.1	399683	04/02/26	04/03/26	MSS
2-Fluorobiphenyl	32%	*	%REC	51-105		1.1	399683	04/02/26	04/03/26	MSS
Terphenyl-d14	33%	*	%REC	65-117		1.1	399683	04/02/26	04/03/26	MSS
Method: EPA 8081A Prep Method: EPA 3510C										
alpha-BHC	ND		ug/L	0.05	0.01	0.96	399520	04/01/26	04/02/26	XLY
beta-BHC	ND		ug/L	0.05	0.01	0.96	399520	04/01/26	04/02/26	XLY
gamma-BHC	ND		ug/L	0.05	0.01	0.96	399520	04/01/26	04/02/26	XLY
delta-BHC	ND		ug/L	0.05	0.01	0.96	399520	04/01/26	04/02/26	XLY
Heptachlor	ND		ug/L	0.05	0.009	0.96	399520	04/01/26	04/02/26	XLY
Aldrin	ND		ug/L	0.05	0.01	0.96	399520	04/01/26	04/02/26	XLY
Heptachlor epoxide	ND		ug/L	0.05	0.01	0.96	399520	04/01/26	04/02/26	XLY
Endosulfan I	ND		ug/L	0.05	0.01	0.96	399520	04/01/26	04/02/26	XLY
Dieldrin	ND		ug/L	0.1	0.01	0.96	399520	04/01/26	04/02/26	XLY
4,4'-DDE	ND		ug/L	0.1	0.03	0.96	399520	04/01/26	04/02/26	XLY
Endrin	ND		ug/L	0.1	0.01	0.96	399520	04/01/26	04/02/26	XLY
Endosulfan II	ND		ug/L	0.1	0.02	0.96	399520	04/01/26	04/02/26	XLY
Endosulfan sulfate	ND		ug/L	0.1	0.02	0.96	399520	04/01/26	04/02/26	XLY
4,4'-DDD	ND		ug/L	0.1	0.03	0.96	399520	04/01/26	04/02/26	XLY
Endrin aldehyde	ND		ug/L	0.1	0.03	0.96	399520	04/01/26	04/02/26	XLY
Endrin ketone	ND		ug/L	0.1	0.03	0.96	399520	04/01/26	04/02/26	XLY
4,4'-DDT	ND		ug/L	0.1	0.08	0.96	399520	04/01/26	04/02/26	XLY
Methoxychlor	ND		ug/L	0.1	0.04	0.96	399520	04/01/26	04/02/26	XLY
Toxaphene	ND		ug/L	1.9	0.6	0.96	399520	04/01/26	04/02/26	XLY
Chlordane (Technical)	ND		ug/L	1.0	0.2	0.96	399520	04/01/26	04/02/26	XLY
Surrogates				**Limits**						

Results for any subcontracted analyses are not included in this section.

Analysis Results for 556600

556600-001 Analyte	Result	Qual	Units	RL	MDL	DF	Batch	Prepared	Analyzed	Chemist
TCMX	71%		%REC	29-120		0.96	399520	04/01/26	04/02/26	XLY
Decachlorobiphenyl	71%		%REC	33-132		0.96	399520	04/01/26	04/02/26	XLY
Method: EPA 8082 Prep Method: EPA 3510C										
Aroclor-1016	ND		ug/L	0.48	0.29	0.96	399520	04/01/26	04/02/26	XLY
Aroclor-1221	ND		ug/L	0.48	0.45	0.96	399520	04/01/26	04/02/26	XLY
Aroclor-1232	ND		ug/L	0.48	0.26	0.96	399520	04/01/26	04/02/26	XLY
Aroclor-1242	ND		ug/L	0.48	0.27	0.96	399520	04/01/26	04/02/26	XLY
Aroclor-1248	ND		ug/L	0.48	0.23	0.96	399520	04/01/26	04/02/26	XLY
Aroclor-1254	ND		ug/L	0.48	0.25	0.96	399520	04/01/26	04/02/26	XLY
Aroclor-1260	ND		ug/L	0.48	0.31	0.96	399520	04/01/26	04/02/26	XLY
Aroclor-1262	ND		ug/L	0.48	0.28	0.96	399520	04/01/26	04/02/26	XLY
Aroclor-1268	ND		ug/L	0.48	0.25	0.96	399520	04/01/26	04/02/26	XLY
Surrogates				**Limits**						
Decachlorobiphenyl (PCB)	71%		%REC	28-138		0.96	399520	04/01/26	04/02/26	XLY
Method: EPA 8260B Prep Method: EPA 5030B										
Carbon Disulfide	ND		ug/L	5.0	0.2	1	399527	04/01/26	04/01/26	ZST
Chloroprene	ND		ug/L	200	0.4	1	399527	04/01/26	04/01/26	ZST
3-Chloropropene	ND		ug/L	5.0	0.3	1	399527	04/01/26	04/01/26	ZST
Ethyl methacrylate	ND		ug/L	50	2.1	1	399527	04/01/26	04/01/26	ZST
Ethanol	ND		ug/L	500	110	1	399527	04/01/26	04/01/26	ZST
2-Hexanone	ND		ug/L	5.0	1.1	1	399527	04/01/26	04/01/26	ZST
Isopropanol (IPA)	ND		ug/L	200	52	1	399527	04/01/26	04/01/26	ZST
Methyl acrylonitrile	ND		ug/L	35	3.7	1	399527	04/01/26	04/01/26	ZST
Vinyl Acetate	ND		ug/L	50	15	1	399527	04/01/26	04/01/26	ZST
Acrolein	ND		ug/L	200	2.7	1	399527	04/01/26	04/01/26	ZST
Acrylonitrile	ND		ug/L	10	0.7	1	399527	04/01/26	04/01/26	ZST
Freon 12	ND		ug/L	5.0	0.1	1	399527	04/01/26	04/01/26	ZST
Chloromethane	ND		ug/L	5.0	0.2	1	399527	04/01/26	04/01/26	ZST
Vinyl Chloride	ND		ug/L	5.0	0.1	1	399527	04/01/26	04/01/26	ZST
Bromomethane	ND		ug/L	5.0	0.2	1	399527	04/01/26	04/01/26	ZST
Chloroethane	ND		ug/L	5.0	0.1	1	399527	04/01/26	04/01/26	ZST
Trichlorofluoromethane	ND		ug/L	5.0	0.06	1	399527	04/01/26	04/01/26	ZST
Iodomethane	ND		ug/L	5.0		1	399527	04/01/26	04/01/26	ZST
Acetone	**34**	J	ug/L	100	5.0	1	399527	04/01/26	04/01/26	ZST
Freon 113	ND		ug/L	5.0	0.1	1	399527	04/01/26	04/01/26	ZST
1,1-Dichloroethene	ND		ug/L	5.0	0.08	1	399527	04/01/26	04/01/26	ZST
Methylene Chloride	ND		ug/L	10	0.2	1	399527	04/01/26	04/01/26	ZST
MTBE	ND		ug/L	5.0	0.09	1	399527	04/01/26	04/01/26	ZST
trans-1,2-Dichloroethene	ND		ug/L	5.0	0.1	1	399527	04/01/26	04/01/26	ZST
1,1-Dichloroethane	ND		ug/L	5.0	0.1	1	399527	04/01/26	04/01/26	ZST
2-Butanone	**20**		ug/L	10	1.5	1	399527	04/01/26	04/01/26	ZST
cis-1,2-Dichloroethene	ND		ug/L	5.0	0.09	1	399527	04/01/26	04/01/26	ZST
2,2-Dichloropropane	ND		ug/L	5.0	0.1	1	399527	04/01/26	04/01/26	ZST
Chloroform	ND		ug/L	5.0	0.08	1	399527	04/01/26	04/01/26	ZST
Bromochloromethane	ND		ug/L	5.0	0.2	1	399527	04/01/26	04/01/26	ZST
1,1,1-Trichloroethane	ND		ug/L	5.0	0.09	1	399527	04/01/26	04/01/26	ZST
1,1-Dichloropropene	ND		ug/L	5.0	0.08	1	399527	04/01/26	04/01/26	ZST
Carbon Tetrachloride	ND		ug/L	5.0	0.06	1	399527	04/01/26	04/01/26	ZST
1,2-Dichloroethane	ND		ug/L	5.0	0.1	1	399527	04/01/26	04/01/26	ZST

Results for any subcontracted analyses are not included in this section.

Analysis Results for 556600

556600-001 Analyte	Result	Qual	Units	RL	MDL	DF	Batch	Prepared	Analyzed	Chemist
Benzene	ND		ug/L	1.0	0.1	1	399527	04/01/26	04/01/26	ZST
Trichloroethene	ND		ug/L	5.0	0.1	1	399527	04/01/26	04/01/26	ZST
1,2-Dichloropropane	ND		ug/L	5.0	0.1	1	399527	04/01/26	04/01/26	ZST
Bromodichloromethane	ND		ug/L	5.0	0.09	1	399527	04/01/26	04/01/26	ZST
Dibromomethane	ND		ug/L	5.0	0.1	1	399527	04/01/26	04/01/26	ZST
4-Methyl-2-Pentanone	ND		ug/L	5.0	1.0	1	399527	04/01/26	04/01/26	ZST
cis-1,3-Dichloropropene	ND		ug/L	5.0	0.3	1	399527	04/01/26	04/01/26	ZST
Toluene	ND		ug/L	5.0	0.2	1	399527	04/01/26	04/01/26	ZST
trans-1,3-Dichloropropene	ND		ug/L	5.0	0.3	1	399527	04/01/26	04/01/26	ZST
1,1,2-Trichloroethane	ND		ug/L	5.0	0.2	1	399527	04/01/26	04/01/26	ZST
1,3-Dichloropropane	ND		ug/L	5.0	0.1	1	399527	04/01/26	04/01/26	ZST
Tetrachloroethene	ND		ug/L	5.0	0.1	1	399527	04/01/26	04/01/26	ZST
Dibromochloromethane	ND		ug/L	5.0	0.08	1	399527	04/01/26	04/01/26	ZST
1,2-Dibromoethane	ND		ug/L	5.0	0.2	1	399527	04/01/26	04/01/26	ZST
Chlorobenzene	ND		ug/L	5.0	0.1	1	399527	04/01/26	04/01/26	ZST
1,1,1,2-Tetrachloroethane	ND		ug/L	5.0	0.08	1	399527	04/01/26	04/01/26	ZST
Ethylbenzene	ND		ug/L	5.0	0.09	1	399527	04/01/26	04/01/26	ZST
m,p-Xylenes	ND		ug/L	5.0	0.2	1	399527	04/01/26	04/01/26	ZST
o-Xylene	ND		ug/L	5.0	0.1	1	399527	04/01/26	04/01/26	ZST
Styrene	ND		ug/L	5.0	0.08	1	399527	04/01/26	04/01/26	ZST
Bromoform	ND		ug/L	5.0	0.08	1	399527	04/01/26	04/01/26	ZST
Isopropylbenzene	ND		ug/L	5.0	0.1	1	399527	04/01/26	04/01/26	ZST
1,1,2,2-Tetrachloroethane	ND		ug/L	5.0	0.2	1	399527	04/01/26	04/01/26	ZST
1,2,3-Trichloropropane	ND		ug/L	5.0	0.2	1	399527	04/01/26	04/01/26	ZST
Propylbenzene	ND		ug/L	5.0	0.1	1	399527	04/01/26	04/01/26	ZST
Bromobenzene	ND		ug/L	5.0	0.09	1	399527	04/01/26	04/01/26	ZST
1,3,5-Trimethylbenzene	ND		ug/L	5.0	0.1	1	399527	04/01/26	04/01/26	ZST
2-Chlorotoluene	ND		ug/L	5.0	0.1	1	399527	04/01/26	04/01/26	ZST
4-Chlorotoluene	ND		ug/L	5.0	0.1	1	399527	04/01/26	04/01/26	ZST
tert-Butylbenzene	ND		ug/L	5.0	0.1	1	399527	04/01/26	04/01/26	ZST
1,2,4-Trimethylbenzene	ND		ug/L	5.0	0.1	1	399527	04/01/26	04/01/26	ZST
sec-Butylbenzene	ND		ug/L	5.0	0.1	1	399527	04/01/26	04/01/26	ZST
para-Isopropyl Toluene	ND		ug/L	5.0	0.1	1	399527	04/01/26	04/01/26	ZST
1,3-Dichlorobenzene	ND		ug/L	5.0	0.1	1	399527	04/01/26	04/01/26	ZST
1,4-Dichlorobenzene	ND		ug/L	5.0	0.2	1	399527	04/01/26	04/01/26	ZST
n-Butylbenzene	ND		ug/L	5.0	0.1	1	399527	04/01/26	04/01/26	ZST
1,2-Dichlorobenzene	ND		ug/L	5.0	0.09	1	399527	04/01/26	04/01/26	ZST
1,2-Dibromo-3-Chloropropane	ND		ug/L	5.0	0.5	1	399527	04/01/26	04/01/26	ZST
1,2,4-Trichlorobenzene	ND		ug/L	5.0	0.2	1	399527	04/01/26	04/01/26	ZST
Hexachlorobutadiene	ND		ug/L	5.0	0.2	1	399527	04/01/26	04/01/26	ZST
1,2,3-Trichlorobenzene	ND		ug/L	5.0	0.1	1	399527	04/01/26	04/01/26	ZST
cis-1,4-Dichloro-2-butene	ND		ug/L	5.0	0.4	1	399527	04/01/26	04/01/26	ZST
trans-1,4-Dichloro-2-butene	ND		ug/L	5.0	0.4	1	399527	04/01/26	04/01/26	ZST
Xylene (total)	ND		ug/L	5.0		1	399527	04/01/26	04/01/26	ZST
Surrogates				**Limits**						
Dibromofluoromethane	101%		%REC	70-130		1	399527	04/01/26	04/01/26	ZST
1,2-Dichloroethane-d4	115%		%REC	70-130		1	399527	04/01/26	04/01/26	ZST
Toluene-d8	94%		%REC	70-130		1	399527	04/01/26	04/01/26	ZST
Bromofluorobenzene	98%		%REC	70-130		1	399527	04/01/26	04/01/26	ZST
Method: EPA 8270C-SIM Prep Method: EPA 3535										
1,4-Dioxane	**5.9**		ug/L	1.0	0.84	1	399592	04/01/26	04/02/26	MSS

Results for any subcontracted analyses are not included in this section.

Analysis Results for 556600

556600-001 Analyte	Result	Qual	Units	RL	MDL	DF	Batch	Prepared	Analyzed	Chemist
Surrogates				**Limits**						
1,4-Dioxane-d8 (SUR)	104%		%REC	80-120		1	399592	04/01/26	04/02/26	MSS
Method: EPA 8270E Prep Method: EPA 3510C										
Carbazole	ND		ug/L	11	2.9	1.1	399683	04/02/26	04/03/26	MSS
N-Nitrosodimethylamine	ND		ug/L	11	3.0	1.1	399683	04/02/26	04/03/26	MSS
Aniline	ND		ug/L	11	3.0	1.1	399683	04/02/26	04/03/26	MSS
bis(2-Chloroethyl)ether	ND		ug/L	26	3.9	1.1	399683	04/02/26	04/03/26	MSS
2-Chlorophenol	ND		ug/L	11	3.8	1.1	399683	04/02/26	04/03/26	MSS
1,3-Dichlorobenzene	ND		ug/L	11	3.4	1.1	399683	04/02/26	04/03/26	MSS
1,4-Dichlorobenzene	ND		ug/L	11	3.6	1.1	399683	04/02/26	04/03/26	MSS
Benzyl alcohol	ND		ug/L	26	6.1	1.1	399683	04/02/26	04/03/26	MSS
1,2-Dichlorobenzene	ND		ug/L	11	3.5	1.1	399683	04/02/26	04/03/26	MSS
bis(2-Chloroisopropyl) ether	ND		ug/L	11	4.0	1.1	399683	04/02/26	04/03/26	MSS
N-Nitroso-di-n-propylamine	ND		ug/L	11	4.1	1.1	399683	04/02/26	04/03/26	MSS
Hexachloroethane	ND		ug/L	11	3.2	1.1	399683	04/02/26	04/03/26	MSS
Nitrobenzene	ND		ug/L	26	8.8	1.1	399683	04/02/26	04/03/26	MSS
Isophorone	ND		ug/L	11	3.9	1.1	399683	04/02/26	04/03/26	MSS
2-Nitrophenol	ND		ug/L	11	5.7	1.1	399683	04/02/26	04/03/26	MSS
2,4-Dimethylphenol	ND		ug/L	11	3.4	1.1	399683	04/02/26	04/03/26	MSS
bis(2-Chloroethoxy)methane	ND		ug/L	11	3.9	1.1	399683	04/02/26	04/03/26	MSS
2,4-Dichlorophenol	ND		ug/L	11	3.9	1.1	399683	04/02/26	04/03/26	MSS
1,2,4-Trichlorobenzene	ND		ug/L	11	3.6	1.1	399683	04/02/26	04/03/26	MSS
4-Chloroaniline	ND		ug/L	11	3.2	1.1	399683	04/02/26	04/03/26	MSS
Hexachlorobutadiene	ND		ug/L	11	2.3	1.1	399683	04/02/26	04/03/26	MSS
4-Chloro-3-methylphenol	ND		ug/L	11	3.8	1.1	399683	04/02/26	04/03/26	MSS
2-Methylnaphthalene	ND		ug/L	11	3.5	1.1	399683	04/02/26	04/03/26	MSS
Hexachlorocyclopentadiene	ND		ug/L	26	8.2	1.1	399683	04/02/26	04/03/26	MSS
2,4,6-Trichlorophenol	ND		ug/L	11	4.3	1.1	399683	04/02/26	04/03/26	MSS
2,4,5-Trichlorophenol	ND		ug/L	11	3.9	1.1	399683	04/02/26	04/03/26	MSS
2-Chloronaphthalene	ND		ug/L	11	3.6	1.1	399683	04/02/26	04/03/26	MSS
2-Nitroaniline	ND		ug/L	53	4.6	1.1	399683	04/02/26	04/03/26	MSS
Dimethylphthalate	ND		ug/L	11	3.6	1.1	399683	04/02/26	04/03/26	MSS
Acenaphthylene	ND		ug/L	11	4.1	1.1	399683	04/02/26	04/03/26	MSS
2,6-Dinitrotoluene	ND		ug/L	11	4.7	1.1	399683	04/02/26	04/03/26	MSS
3-Nitroaniline	ND		ug/L	11	4.2	1.1	399683	04/02/26	04/03/26	MSS
Acenaphthene	ND		ug/L	11	3.4	1.1	399683	04/02/26	04/03/26	MSS
2,4-Dinitrophenol	ND		ug/L	53	16	1.1	399683	04/02/26	04/03/26	MSS
4-Nitrophenol	ND		ug/L	53	8.9	1.1	399683	04/02/26	04/03/26	MSS
Dibenzofuran	ND		ug/L	11	3.4	1.1	399683	04/02/26	04/03/26	MSS
2,4-Dinitrotoluene	ND		ug/L	11	4.5	1.1	399683	04/02/26	04/03/26	MSS
Diethylphthalate	ND		ug/L	11	3.1	1.1	399683	04/02/26	04/03/26	MSS
Fluorene	ND		ug/L	11	3.3	1.1	399683	04/02/26	04/03/26	MSS
4-Chlorophenyl-phenylether	ND		ug/L	11	3.2	1.1	399683	04/02/26	04/03/26	MSS
4-Nitroaniline	ND		ug/L	11	3.5	1.1	399683	04/02/26	04/03/26	MSS
4,6-Dinitro-2-methylphenol	ND		ug/L	53	18	1.1	399683	04/02/26	04/03/26	MSS
N-Nitrosodiphenylamine	ND		ug/L	11	4.2	1.1	399683	04/02/26	04/03/26	MSS
1,2-diphenylhydrazine (as azobenzene)	ND		ug/L	11	3.1	1.1	399683	04/02/26	04/03/26	MSS
4-Bromophenyl-phenylether	ND		ug/L	11	3.5	1.1	399683	04/02/26	04/03/26	MSS
Hexachlorobenzene	ND		ug/L	11	3.2	1.1	399683	04/02/26	04/03/26	MSS

Results for any subcontracted analyses are not included in this section.

Analysis Results for 556600

556600-001 Analyte	Result	Qual	Units	RL	MDL	DF	Batch	Prepared	Analyzed	Chemist
Pentachlorophenol	ND		ug/L	26	6.0	1.1	399683	04/02/26	04/03/26	MSS
Phenanthrene	ND		ug/L	11	3.1	1.1	399683	04/02/26	04/03/26	MSS
Anthracene	ND		ug/L	11	3.0	1.1	399683	04/02/26	04/03/26	MSS
Di-n-butylphthalate	ND		ug/L	11	3.2	1.1	399683	04/02/26	04/03/26	MSS
Fluoranthene	ND		ug/L	11	3.0	1.1	399683	04/02/26	04/03/26	MSS
Benzidine	ND		ug/L	53	20	1.1	399683	04/02/26	04/03/26	MSS
Pyrene	ND		ug/L	11	2.8	1.1	399683	04/02/26	04/03/26	MSS
Butylbenzylphthalate	ND		ug/L	11	3.8	1.1	399683	04/02/26	04/03/26	MSS
3,3'-Dichlorobenzidine	ND		ug/L	26	5.5	1.1	399683	04/02/26	04/03/26	MSS
Benzo(a)anthracene	ND		ug/L	11	2.5	1.1	399683	04/02/26	04/03/26	MSS
Chrysene	ND		ug/L	11	2.6	1.1	399683	04/02/26	04/03/26	MSS
bis(2-Ethylhexyl)phthalate	ND		ug/L	11	3.5	1.1	399683	04/02/26	04/03/26	MSS
Di-n-octylphthalate	ND		ug/L	11	4.9	1.1	399683	04/02/26	04/03/26	MSS
Benzo(b)fluoranthene	ND		ug/L	11	3.2	1.1	399683	04/02/26	04/03/26	MSS
Benzo(k)fluoranthene	ND		ug/L	11	3.3	1.1	399683	04/02/26	04/03/26	MSS
Benzo(a)pyrene	ND		ug/L	11	3.3	1.1	399683	04/02/26	04/03/26	MSS
Indeno(1,2,3-cd)pyrene	ND		ug/L	11	4.4	1.1	399683	04/02/26	04/03/26	MSS
Dibenz(a,h)anthracene	ND		ug/L	11	4.4	1.1	399683	04/02/26	04/03/26	MSS
Benzo(g,h,i)perylene	ND		ug/L	11	4.3	1.1	399683	04/02/26	04/03/26	MSS
Surrogates				**Limits**						
2-Fluorophenol	28%		%REC	15-120		1.1	399683	04/02/26	04/03/26	MSS
Phenol-d6	21%		%REC	15-120		1.1	399683	04/02/26	04/03/26	MSS
2,4,6-Tribromophenol	44%		%REC	15-140		1.1	399683	04/02/26	04/03/26	MSS
Nitrobenzene-d5	34%		%REC	15-123		1.1	399683	04/02/26	04/03/26	MSS
2-Fluorobiphenyl	32%		%REC	15-120		1.1	399683	04/02/26	04/03/26	MSS
Terphenyl-d14	33%		%REC	15-120		1.1	399683	04/02/26	04/03/26	MSS
Method: SM 4500-CN-E Prep Method: METHOD										
Cyanide	ND		mg/L	0.0050	0.0017	0.5	399576	04/01/26	04/02/26	CKN
Method: SM 4500-S2-D Prep Method: METHOD										
Sulfide	ND		mg/L	0.10		1	399610	04/01/26	04/01/26	TXC
Method: SM 5310B Prep Method: SM 5310B										
Total Organic Carbon	**8.3**		mg/L	1.0	0.49	1	399558	04/01/26	04/01/26	CKN
Method: SM 9221B Prep Method: METHOD										
Coliform, Total	**>1,600**	H	MPN/100ml	1.8		1	399674	04/01/26 14:00	04/04/26 12:02	LXT
Method: SM 9221F										
Coliform, E. Coli	**220**	H	MPN/100ml	1.8		1	399674	04/01/26 14:00	04/04/26 12:02	LXT
Method: SM2130B										
Turbidity	**17,000**		NTU	1.6	1.0	8	399575	04/01/26 20:28	04/01/26 20:28	CDR
Method: SM2320B Prep Method: METHOD										
Bicarbonate	**150**		mg/L	4.0		1.7	399563	04/01/26	04/01/26	WWC
Alkalinity, Total as CaCO3	**180**		mg/L	3.3		1.7	399563	04/01/26	04/01/26	WWC
Method: SM2510B Prep Method: METHOD										

Results for any subcontracted analyses are not included in this section.

Analysis Results for 556600

556600-001 Analyte	Result	Qual	Units	RL	MDL	DF	Batch	Prepared	Analyzed	Chemist
Specific Conductance	**310**		umhos/cm	1.0		1	399614	04/01/26	04/01/26	CDR
Method: SM2540C Prep Method: METHOD										
Total Dissolved Solids	**510**		mg/L	100		10	399613	04/01/26	04/02/26	CDR
Method: SM2540D Prep Method: METHOD										
Total Suspended Solids	**8,000**		mg/L	0.5		1	399615	04/01/26	04/02/26	CKN
Method: SM5210B Prep Method: METHOD										
Biochemical Oxygen Demand	**7.7**		mg/L	3.0		1	399529	04/01/26 11:00	04/06/26 16:12	AAB
Method: SM5220D Prep Method: SM 5220D										
Chemical Oxygen Demand	**33**		mg/L	4.0	2.6	1	399559	04/01/26	04/01/26	RDL

Results for any subcontracted analyses are not included in this section.

Analysis Results for 556600

Sample ID:	Lab ID: 556600-002	Collected: 04/01/26 00:20
SOUTH BASIN - EASTERN INLET	Matrix: Water	

556600-002 Analyte	Result	Qual	Units	RL	MDL	DF	Batch	Prepared	Analyzed	Chemist
Method: EPA 1664A Prep Method: METHOD										
Total Oil and Grease	**2.6**	J	mg/L	5.0	0.96	0.99	399445	04/01/26	04/01/26	TTL
Method: EPA 200.7 Prep Method: EPA 3015A										
Calcium	**120**		mg/L	0.10	0.0095	1	399551	04/01/26	04/01/26	SBW
Iron	**39**		mg/L	0.050	0.017	1	399551	04/01/26	04/01/26	SBW
Magnesium	**22**		mg/L	0.10	0.017	1	399551	04/01/26	04/01/26	SBW
Potassium	**13**		mg/L	0.50	0.20	1	399551	04/01/26	04/01/26	SBW
Sodium	**54**		mg/L	0.50	0.017	1	399551	04/01/26	04/01/26	SBW
Method: EPA 200.8 Prep Method: EPA 3015A										
Antimony	ND		ug/L	2.0	1.0	1	399554	04/01/26	04/01/26	KAM
Arsenic	**9.1**		ug/L	2.0	0.27	1	399554	04/01/26	04/01/26	KAM
Barium	**320**		ug/L	5.0	0.44	1	399554	04/01/26	04/01/26	KAM
Beryllium	**1.2**		ug/L	1.0	0.060	1	399554	04/01/26	04/01/26	KAM
Boron	**170**		ug/L	100	77	10	399554	04/01/26	04/01/26	KAM
Cadmium	**0.52**	J	ug/L	1.0	0.072	1	399554	04/01/26	04/01/26	KAM
Chromium	**27**		ug/L	5.0	0.43	1	399554	04/01/26	04/01/26	KAM
Cobalt	**12**		ug/L	1.0	0.090	1	399554	04/01/26	04/01/26	KAM
Copper	**38**		ug/L	3.0	0.96	1	399554	04/01/26	04/01/26	KAM
Lead	**30**		ug/L	5.0	0.23	1	399554	04/01/26	04/01/26	KAM
Manganese	**520**		ug/L	10	3.8	1	399554	04/01/26	04/01/26	KAM
Nickel	**24**		ug/L	5.0	1.3	1	399554	04/01/26	04/01/26	KAM
Selenium	**3.5**	J	ug/L	4.0	1.9	1	399554	04/01/26	04/01/26	KAM
Silver	ND		ug/L	5.0	0.37	1	399554	04/01/26	04/01/26	KAM
Thallium	ND		ug/L	1.0	0.25	1	399554	04/01/26	04/01/26	KAM
Tin	ND		ug/L	5.0	1.5	1	399554	04/01/26	04/01/26	KAM
Vanadium	**51**		ug/L	5.0	0.36	1	399554	04/01/26	04/01/26	KAM
Zinc	**130**		ug/L	10	7.6	1	399554	04/01/26	04/01/26	KAM
Method: EPA 245.1 Prep Method: EPA 245.1										
Mercury	**0.20**	J	ug/L	0.40	0.091	1	399524	04/01/26	04/01/26	MLL
Method: EPA 300.0 Prep Method: METHOD										
Fluoride	**0.15**	J	mg/L	0.20	0.059	1	399548	04/01/26 10:43	04/01/26 20:33	KUM
Chloride	**32**		mg/L	1.0	0.26	1	399548	04/01/26 10:43	04/01/26 20:33	KUM
Nitrogen, Nitrite	ND		mg/L	0.10	0.02	1	399548	04/01/26 10:43	04/01/26 20:33	KUM
Bromide	**0.12**	J	mg/L	0.30	0.061	1	399548	04/01/26 10:43	04/01/26 20:33	KUM
Nitrogen, Nitrate	**1.0**		mg/L	0.10	0.05	1	399548	04/01/26 10:43	04/01/26 20:33	KUM
Sulfate	**160**		mg/L	10	1.8	10	399548	04/01/26 10:43	04/01/26 20:55	KUM

Results for any subcontracted analyses are not included in this section.

Analysis Results for 556600

556600-002 Analyte	Result	Qual	Units	RL	MDL	DF	Batch	Prepared	Analyzed	Chemist
Method: EPA 350.1 Prep Method: METHOD										
Ammonia-N	**0.13**		mg/L	0.10	0.068	1	399555	04/01/26	04/01/26	CKN
Method: EPA 420.1 Prep Method: METHOD										
Total Phenolics	ND		mg/L	0.010	0.0056	1	399655	04/02/26	04/02/26	LVL
Method: EPA 625.1 Prep Method: EPA 3510C										
a-Terpineol	ND		ug/L	9.5	2.0	0.95	399683	04/02/26	04/03/26	MSS
Benzoic acid	ND		ug/L	48	10	0.95	399683	04/02/26	04/03/26	MSS
2-Methylphenol	ND		ug/L	9.5	3.1	0.95	399683	04/02/26	04/03/26	MSS
Pyridine	ND		ug/L	9.5	2.7	0.95	399683	04/02/26	04/03/26	MSS
Phenol	ND		ug/L	9.5	2.0	0.95	399683	04/02/26	04/03/26	MSS
Naphthalene	ND		ug/L	9.5	3.4	0.95	399683	04/02/26	04/03/26	MSS
3-,4-Methylphenol	ND		ug/L	9.5	2.9	0.95	399683	04/02/26	04/03/26	MSS
Cresol	ND		ug/L	9.5		0.95	399683	04/02/26	04/03/26	MSS
Surrogates				**Limits**						
2-Fluorophenol	33%	*	%REC	36-95		0.95	399683	04/02/26	04/03/26	MSS
Phenol-d6	24%	*	%REC	28-82		0.95	399683	04/02/26	04/03/26	MSS
2,4,6-Tribromophenol	49%	*	%REC	61-140		0.95	399683	04/02/26	04/03/26	MSS
Nitrobenzene-d5	35%	*	%REC	48-123		0.95	399683	04/02/26	04/03/26	MSS
2-Fluorobiphenyl	35%	*	%REC	51-105		0.95	399683	04/02/26	04/03/26	MSS
Terphenyl-d14	33%	*	%REC	65-117		0.95	399683	04/02/26	04/03/26	MSS
Method: EPA 8081A Prep Method: EPA 3510C										
alpha-BHC	ND		ug/L	0.05	0.01	0.95	399520	04/01/26	04/02/26	XLY
beta-BHC	ND		ug/L	0.05	0.01	0.95	399520	04/01/26	04/02/26	XLY
gamma-BHC	ND		ug/L	0.05	0.01	0.95	399520	04/01/26	04/02/26	XLY
delta-BHC	ND		ug/L	0.05	0.01	0.95	399520	04/01/26	04/02/26	XLY
Heptachlor	ND		ug/L	0.05	0.009	0.95	399520	04/01/26	04/02/26	XLY
Aldrin	ND		ug/L	0.05	0.01	0.95	399520	04/01/26	04/02/26	XLY
Heptachlor epoxide	ND		ug/L	0.05	0.01	0.95	399520	04/01/26	04/02/26	XLY
Endosulfan I	ND		ug/L	0.05	0.01	0.95	399520	04/01/26	04/02/26	XLY
Dieldrin	ND		ug/L	0.09	0.01	0.95	399520	04/01/26	04/02/26	XLY
4,4'-DDE	ND		ug/L	0.09	0.03	0.95	399520	04/01/26	04/02/26	XLY
Endrin	ND		ug/L	0.09	0.01	0.95	399520	04/01/26	04/02/26	XLY
Endosulfan II	ND		ug/L	0.09	0.02	0.95	399520	04/01/26	04/02/26	XLY
Endosulfan sulfate	ND		ug/L	0.09	0.02	0.95	399520	04/01/26	04/02/26	XLY
4,4'-DDD	ND		ug/L	0.09	0.03	0.95	399520	04/01/26	04/02/26	XLY
Endrin aldehyde	ND		ug/L	0.09	0.03	0.95	399520	04/01/26	04/02/26	XLY
Endrin ketone	ND		ug/L	0.09	0.03	0.95	399520	04/01/26	04/02/26	XLY
4,4'-DDT	ND		ug/L	0.09	0.08	0.95	399520	04/01/26	04/02/26	XLY
Methoxychlor	ND		ug/L	0.09	0.04	0.95	399520	04/01/26	04/02/26	XLY
Toxaphene	ND		ug/L	1.9	0.6	0.95	399520	04/01/26	04/02/26	XLY
Chlordane (Technical)	ND		ug/L	0.9	0.2	0.95	399520	04/01/26	04/02/26	XLY
Surrogates				**Limits**						
TCMX	70%		%REC	29-120		0.95	399520	04/01/26	04/02/26	XLY
Decachlorobiphenyl	64%		%REC	33-132		0.95	399520	04/01/26	04/02/26	XLY
Method: EPA 8082 Prep Method: EPA 3510C										
Aroclor-1016	ND		ug/L	0.47	0.29	0.95	399520	04/01/26	04/02/26	XLY

Results for any subcontracted analyses are not included in this section.

Analysis Results for 556600

556600-002 Analyte	Result	Qual	Units	RL	MDL	DF	Batch	Prepared	Analyzed	Chemist
Aroclor-1221	ND		ug/L	0.47	0.44	0.95	399520	04/01/26	04/02/26	XLY
Aroclor-1232	ND		ug/L	0.47	0.26	0.95	399520	04/01/26	04/02/26	XLY
Aroclor-1242	ND		ug/L	0.47	0.27	0.95	399520	04/01/26	04/02/26	XLY
Aroclor-1248	ND		ug/L	0.47	0.22	0.95	399520	04/01/26	04/02/26	XLY
Aroclor-1254	ND		ug/L	0.47	0.25	0.95	399520	04/01/26	04/02/26	XLY
Aroclor-1260	ND		ug/L	0.47	0.31	0.95	399520	04/01/26	04/02/26	XLY
Aroclor-1262	ND		ug/L	0.47	0.28	0.95	399520	04/01/26	04/02/26	XLY
Aroclor-1268	ND		ug/L	0.47	0.25	0.95	399520	04/01/26	04/02/26	XLY
Surrogates				**Limits**						
Decachlorobiphenyl (PCB)	64%		%REC	28-138		0.95	399520	04/01/26	04/02/26	XLY
Method: EPA 8260B Prep Method: EPA 5030B										
Carbon Disulfide	ND		ug/L	5.0	0.2	1	399527	04/01/26	04/01/26	ZST
Chloroprene	ND		ug/L	200	0.4	1	399527	04/01/26	04/01/26	ZST
3-Chloropropene	ND		ug/L	5.0	0.3	1	399527	04/01/26	04/01/26	ZST
Ethyl methacrylate	ND		ug/L	50	2.1	1	399527	04/01/26	04/01/26	ZST
Ethanol	ND		ug/L	500	110	1	399527	04/01/26	04/01/26	ZST
2-Hexanone	ND		ug/L	5.0	1.1	1	399527	04/01/26	04/01/26	ZST
Isopropanol (IPA)	ND		ug/L	200	52	1	399527	04/01/26	04/01/26	ZST
Methyl acrylonitrile	ND		ug/L	35	3.7	1	399527	04/01/26	04/01/26	ZST
Vinyl Acetate	ND		ug/L	50	15	1	399527	04/01/26	04/01/26	ZST
Acrolein	ND		ug/L	200	2.7	1	399527	04/01/26	04/01/26	ZST
Acrylonitrile	ND		ug/L	10	0.7	1	399527	04/01/26	04/01/26	ZST
Freon 12	ND		ug/L	5.0	0.1	1	399527	04/01/26	04/01/26	ZST
Chloromethane	ND		ug/L	5.0	0.2	1	399527	04/01/26	04/01/26	ZST
Vinyl Chloride	ND		ug/L	5.0	0.1	1	399527	04/01/26	04/01/26	ZST
Bromomethane	ND		ug/L	5.0	0.2	1	399527	04/01/26	04/01/26	ZST
Chloroethane	ND		ug/L	5.0	0.1	1	399527	04/01/26	04/01/26	ZST
Trichlorofluoromethane	ND		ug/L	5.0	0.06	1	399527	04/01/26	04/01/26	ZST
Iodomethane	ND		ug/L	5.0		1	399527	04/01/26	04/01/26	ZST
Acetone	**10**	J	ug/L	100	5.0	1	399527	04/01/26	04/01/26	ZST
Freon 113	ND		ug/L	5.0	0.1	1	399527	04/01/26	04/01/26	ZST
1,1-Dichloroethene	ND		ug/L	5.0	0.08	1	399527	04/01/26	04/01/26	ZST
Methylene Chloride	ND		ug/L	10	0.2	1	399527	04/01/26	04/01/26	ZST
MTBE	ND		ug/L	5.0	0.09	1	399527	04/01/26	04/01/26	ZST
trans-1,2-Dichloroethene	ND		ug/L	5.0	0.1	1	399527	04/01/26	04/01/26	ZST
1,1-Dichloroethane	ND		ug/L	5.0	0.1	1	399527	04/01/26	04/01/26	ZST
2-Butanone	ND		ug/L	10	1.5	1	399527	04/01/26	04/01/26	ZST
cis-1,2-Dichloroethene	ND		ug/L	5.0	0.09	1	399527	04/01/26	04/01/26	ZST
2,2-Dichloropropane	ND		ug/L	5.0	0.1	1	399527	04/01/26	04/01/26	ZST
Chloroform	ND		ug/L	5.0	0.08	1	399527	04/01/26	04/01/26	ZST
Bromochloromethane	ND		ug/L	5.0	0.2	1	399527	04/01/26	04/01/26	ZST
1,1,1-Trichloroethane	ND		ug/L	5.0	0.09	1	399527	04/01/26	04/01/26	ZST
1,1-Dichloropropene	ND		ug/L	5.0	0.08	1	399527	04/01/26	04/01/26	ZST
Carbon Tetrachloride	ND		ug/L	5.0	0.06	1	399527	04/01/26	04/01/26	ZST
1,2-Dichloroethane	ND		ug/L	5.0	0.1	1	399527	04/01/26	04/01/26	ZST
Benzene	ND		ug/L	1.0	0.1	1	399527	04/01/26	04/01/26	ZST
Trichloroethene	ND		ug/L	5.0	0.1	1	399527	04/01/26	04/01/26	ZST
1,2-Dichloropropane	ND		ug/L	5.0	0.1	1	399527	04/01/26	04/01/26	ZST
Bromodichloromethane	ND		ug/L	5.0	0.09	1	399527	04/01/26	04/01/26	ZST
Dibromomethane	ND		ug/L	5.0	0.1	1	399527	04/01/26	04/01/26	ZST
4-Methyl-2-Pentanone	ND		ug/L	5.0	1.0	1	399527	04/01/26	04/01/26	ZST

Results for any subcontracted analyses are not included in this section.

Analysis Results for 556600

556600-002 Analyte	Result	Qual	Units	RL	MDL	DF	Batch	Prepared	Analyzed	Chemist
cis-1,3-Dichloropropene	ND		ug/L	5.0	0.3	1	399527	04/01/26	04/01/26	ZST
Toluene	ND		ug/L	5.0	0.2	1	399527	04/01/26	04/01/26	ZST
trans-1,3-Dichloropropene	ND		ug/L	5.0	0.3	1	399527	04/01/26	04/01/26	ZST
1,1,2-Trichloroethane	ND		ug/L	5.0	0.2	1	399527	04/01/26	04/01/26	ZST
1,3-Dichloropropane	ND		ug/L	5.0	0.1	1	399527	04/01/26	04/01/26	ZST
Tetrachloroethene	ND		ug/L	5.0	0.1	1	399527	04/01/26	04/01/26	ZST
Dibromochloromethane	ND		ug/L	5.0	0.08	1	399527	04/01/26	04/01/26	ZST
1,2-Dibromoethane	ND		ug/L	5.0	0.2	1	399527	04/01/26	04/01/26	ZST
Chlorobenzene	ND		ug/L	5.0	0.1	1	399527	04/01/26	04/01/26	ZST
1,1,1,2-Tetrachloroethane	ND		ug/L	5.0	0.08	1	399527	04/01/26	04/01/26	ZST
Ethylbenzene	ND		ug/L	5.0	0.09	1	399527	04/01/26	04/01/26	ZST
m,p-Xylenes	ND		ug/L	5.0	0.2	1	399527	04/01/26	04/01/26	ZST
o-Xylene	ND		ug/L	5.0	0.1	1	399527	04/01/26	04/01/26	ZST
Styrene	ND		ug/L	5.0	0.08	1	399527	04/01/26	04/01/26	ZST
Bromoform	ND		ug/L	5.0	0.08	1	399527	04/01/26	04/01/26	ZST
Isopropylbenzene	ND		ug/L	5.0	0.1	1	399527	04/01/26	04/01/26	ZST
1,1,2,2-Tetrachloroethane	ND		ug/L	5.0	0.2	1	399527	04/01/26	04/01/26	ZST
1,2,3-Trichloropropane	ND		ug/L	5.0	0.2	1	399527	04/01/26	04/01/26	ZST
Propylbenzene	ND		ug/L	5.0	0.1	1	399527	04/01/26	04/01/26	ZST
Bromobenzene	ND		ug/L	5.0	0.09	1	399527	04/01/26	04/01/26	ZST
1,3,5-Trimethylbenzene	ND		ug/L	5.0	0.1	1	399527	04/01/26	04/01/26	ZST
2-Chlorotoluene	ND		ug/L	5.0	0.1	1	399527	04/01/26	04/01/26	ZST
4-Chlorotoluene	ND		ug/L	5.0	0.1	1	399527	04/01/26	04/01/26	ZST
tert-Butylbenzene	ND		ug/L	5.0	0.1	1	399527	04/01/26	04/01/26	ZST
1,2,4-Trimethylbenzene	ND		ug/L	5.0	0.1	1	399527	04/01/26	04/01/26	ZST
sec-Butylbenzene	ND		ug/L	5.0	0.1	1	399527	04/01/26	04/01/26	ZST
para-Isopropyl Toluene	ND		ug/L	5.0	0.1	1	399527	04/01/26	04/01/26	ZST
1,3-Dichlorobenzene	ND		ug/L	5.0	0.1	1	399527	04/01/26	04/01/26	ZST
1,4-Dichlorobenzene	ND		ug/L	5.0	0.2	1	399527	04/01/26	04/01/26	ZST
n-Butylbenzene	ND		ug/L	5.0	0.1	1	399527	04/01/26	04/01/26	ZST
1,2-Dichlorobenzene	ND		ug/L	5.0	0.09	1	399527	04/01/26	04/01/26	ZST
1,2-Dibromo-3-Chloropropane	ND		ug/L	5.0	0.5	1	399527	04/01/26	04/01/26	ZST
1,2,4-Trichlorobenzene	ND		ug/L	5.0	0.2	1	399527	04/01/26	04/01/26	ZST
Hexachlorobutadiene	ND		ug/L	5.0	0.2	1	399527	04/01/26	04/01/26	ZST
1,2,3-Trichlorobenzene	ND		ug/L	5.0	0.1	1	399527	04/01/26	04/01/26	ZST
cis-1,4-Dichloro-2-butene	ND		ug/L	5.0	0.4	1	399527	04/01/26	04/01/26	ZST
trans-1,4-Dichloro-2-butene	ND		ug/L	5.0	0.4	1	399527	04/01/26	04/01/26	ZST
Xylene (total)	ND		ug/L	5.0		1	399527	04/01/26	04/01/26	ZST
Surrogates				**Limits**						
Dibromofluoromethane	103%		%REC	70-130		1	399527	04/01/26	04/01/26	ZST
1,2-Dichloroethane-d4	116%		%REC	70-130		1	399527	04/01/26	04/01/26	ZST
Toluene-d8	94%		%REC	70-130		1	399527	04/01/26	04/01/26	ZST
Bromofluorobenzene	95%		%REC	70-130		1	399527	04/01/26	04/01/26	ZST
Method: EPA 8270C-SIM Prep Method: EPA 3535										
1,4-Dioxane	ND		ug/L	1.0	0.84	1	399592	04/01/26	04/02/26	MSS
Surrogates				**Limits**						
1,4-Dioxane-d8 (SUR)	98%		%REC	80-120		1	399592	04/01/26	04/02/26	MSS
Method: EPA 8270E Prep Method: EPA 3510C										

Results for any subcontracted analyses are not included in this section.

Analysis Results for 556600

556600-002 Analyte	Result	Qual	Units	RL	MDL	DF	Batch	Prepared	Analyzed	Chemist
Carbazole	ND		ug/L	9.5	2.6	0.95	399683	04/02/26	04/03/26	MSS
N-Nitrosodimethylamine	ND		ug/L	9.5	2.7	0.95	399683	04/02/26	04/03/26	MSS
Aniline	ND		ug/L	9.5	2.7	0.95	399683	04/02/26	04/03/26	MSS
bis(2-Chloroethyl)ether	ND		ug/L	24	3.5	0.95	399683	04/02/26	04/03/26	MSS
2-Chlorophenol	ND		ug/L	9.5	3.5	0.95	399683	04/02/26	04/03/26	MSS
1,3-Dichlorobenzene	ND		ug/L	9.5	3.1	0.95	399683	04/02/26	04/03/26	MSS
1,4-Dichlorobenzene	ND		ug/L	9.5	3.2	0.95	399683	04/02/26	04/03/26	MSS
Benzyl alcohol	ND		ug/L	24	5.5	0.95	399683	04/02/26	04/03/26	MSS
1,2-Dichlorobenzene	ND		ug/L	9.5	3.2	0.95	399683	04/02/26	04/03/26	MSS
bis(2-Chloroisopropyl) ether	ND		ug/L	9.5	3.7	0.95	399683	04/02/26	04/03/26	MSS
N-Nitroso-di-n-propylamine	ND		ug/L	9.5	3.7	0.95	399683	04/02/26	04/03/26	MSS
Hexachloroethane	ND		ug/L	9.5	2.9	0.95	399683	04/02/26	04/03/26	MSS
Nitrobenzene	ND		ug/L	24	8.0	0.95	399683	04/02/26	04/03/26	MSS
Isophorone	ND		ug/L	9.5	3.5	0.95	399683	04/02/26	04/03/26	MSS
2-Nitrophenol	ND		ug/L	9.5	5.2	0.95	399683	04/02/26	04/03/26	MSS
2,4-Dimethylphenol	ND		ug/L	9.5	3.1	0.95	399683	04/02/26	04/03/26	MSS
bis(2-Chloroethoxy)methane	ND		ug/L	9.5	3.5	0.95	399683	04/02/26	04/03/26	MSS
2,4-Dichlorophenol	ND		ug/L	9.5	3.5	0.95	399683	04/02/26	04/03/26	MSS
1,2,4-Trichlorobenzene	ND		ug/L	9.5	3.3	0.95	399683	04/02/26	04/03/26	MSS
4-Chloroaniline	ND		ug/L	9.5	2.9	0.95	399683	04/02/26	04/03/26	MSS
Hexachlorobutadiene	ND		ug/L	9.5	2.1	0.95	399683	04/02/26	04/03/26	MSS
4-Chloro-3-methylphenol	ND		ug/L	9.5	3.4	0.95	399683	04/02/26	04/03/26	MSS
2-Methylnaphthalene	ND		ug/L	9.5	3.2	0.95	399683	04/02/26	04/03/26	MSS
Hexachlorocyclopentadiene	ND		ug/L	24	7.4	0.95	399683	04/02/26	04/03/26	MSS
2,4,6-Trichlorophenol	ND		ug/L	9.5	3.9	0.95	399683	04/02/26	04/03/26	MSS
2,4,5-Trichlorophenol	ND		ug/L	9.5	3.5	0.95	399683	04/02/26	04/03/26	MSS
2-Chloronaphthalene	ND		ug/L	9.5	3.3	0.95	399683	04/02/26	04/03/26	MSS
2-Nitroaniline	ND		ug/L	48	4.1	0.95	399683	04/02/26	04/03/26	MSS
Dimethylphthalate	ND		ug/L	9.5	3.3	0.95	399683	04/02/26	04/03/26	MSS
Acenaphthylene	ND		ug/L	9.5	3.7	0.95	399683	04/02/26	04/03/26	MSS
2,6-Dinitrotoluene	ND		ug/L	9.5	4.2	0.95	399683	04/02/26	04/03/26	MSS
3-Nitroaniline	ND		ug/L	9.5	3.8	0.95	399683	04/02/26	04/03/26	MSS
Acenaphthene	ND		ug/L	9.5	3.1	0.95	399683	04/02/26	04/03/26	MSS
2,4-Dinitrophenol	ND		ug/L	48	14	0.95	399683	04/02/26	04/03/26	MSS
4-Nitrophenol	ND		ug/L	48	8.1	0.95	399683	04/02/26	04/03/26	MSS
Dibenzofuran	ND		ug/L	9.5	3.1	0.95	399683	04/02/26	04/03/26	MSS
2,4-Dinitrotoluene	ND		ug/L	9.5	4.1	0.95	399683	04/02/26	04/03/26	MSS
Diethylphthalate	ND		ug/L	9.5	2.8	0.95	399683	04/02/26	04/03/26	MSS
Fluorene	ND		ug/L	9.5	3.0	0.95	399683	04/02/26	04/03/26	MSS
4-Chlorophenyl-phenylether	ND		ug/L	9.5	2.9	0.95	399683	04/02/26	04/03/26	MSS
4-Nitroaniline	ND		ug/L	9.5	3.2	0.95	399683	04/02/26	04/03/26	MSS
4,6-Dinitro-2-methylphenol	ND		ug/L	48	16	0.95	399683	04/02/26	04/03/26	MSS
N-Nitrosodiphenylamine	ND		ug/L	9.5	3.8	0.95	399683	04/02/26	04/03/26	MSS
1,2-diphenylhydrazine (as azobenzene)	ND		ug/L	9.5	2.8	0.95	399683	04/02/26	04/03/26	MSS
4-Bromophenyl-phenylether	ND		ug/L	9.5	3.1	0.95	399683	04/02/26	04/03/26	MSS
Hexachlorobenzene	ND		ug/L	9.5	2.9	0.95	399683	04/02/26	04/03/26	MSS
Pentachlorophenol	ND		ug/L	24	5.4	0.95	399683	04/02/26	04/03/26	MSS
Phenanthrene	ND		ug/L	9.5	2.8	0.95	399683	04/02/26	04/03/26	MSS
Anthracene	ND		ug/L	9.5	2.7	0.95	399683	04/02/26	04/03/26	MSS
Di-n-butylphthalate	ND		ug/L	9.5	2.9	0.95	399683	04/02/26	04/03/26	MSS
Fluoranthene	ND		ug/L	9.5	2.7	0.95	399683	04/02/26	04/03/26	MSS

Results for any subcontracted analyses are not included in this section.

Analysis Results for 556600

556600-002 Analyte	Result	Qual	Units	RL	MDL	DF	Batch	Prepared	Analyzed	Chemist
Benzidine	ND		ug/L	48	18	0.95	399683	04/02/26	04/03/26	MSS
Pyrene	ND		ug/L	9.5	2.6	0.95	399683	04/02/26	04/03/26	MSS
Butylbenzylphthalate	ND		ug/L	9.5	3.5	0.95	399683	04/02/26	04/03/26	MSS
3,3'-Dichlorobenzidine	ND		ug/L	24	4.9	0.95	399683	04/02/26	04/03/26	MSS
Benzo(a)anthracene	ND		ug/L	9.5	2.3	0.95	399683	04/02/26	04/03/26	MSS
Chrysene	ND		ug/L	9.5	2.4	0.95	399683	04/02/26	04/03/26	MSS
bis(2-Ethylhexyl)phthalate	ND		ug/L	9.5	3.2	0.95	399683	04/02/26	04/03/26	MSS
Di-n-octylphthalate	ND		ug/L	9.5	4.5	0.95	399683	04/02/26	04/03/26	MSS
Benzo(b)fluoranthene	ND		ug/L	9.5	2.9	0.95	399683	04/02/26	04/03/26	MSS
Benzo(k)fluoranthene	ND		ug/L	9.5	3.0	0.95	399683	04/02/26	04/03/26	MSS
Benzo(a)pyrene	ND		ug/L	9.5	3.0	0.95	399683	04/02/26	04/03/26	MSS
Indeno(1,2,3-cd)pyrene	ND		ug/L	9.5	4.0	0.95	399683	04/02/26	04/03/26	MSS
Dibenz(a,h)anthracene	ND		ug/L	9.5	4.0	0.95	399683	04/02/26	04/03/26	MSS
Benzo(g,h,i)perylene	ND		ug/L	9.5	3.9	0.95	399683	04/02/26	04/03/26	MSS
Surrogates				**Limits**						
2-Fluorophenol	33%		%REC	15-120		0.95	399683	04/02/26	04/03/26	MSS
Phenol-d6	24%		%REC	15-120		0.95	399683	04/02/26	04/03/26	MSS
2,4,6-Tribromophenol	49%		%REC	15-140		0.95	399683	04/02/26	04/03/26	MSS
Nitrobenzene-d5	35%		%REC	15-123		0.95	399683	04/02/26	04/03/26	MSS
2-Fluorobiphenyl	35%		%REC	15-120		0.95	399683	04/02/26	04/03/26	MSS
Terphenyl-d14	33%		%REC	15-120		0.95	399683	04/02/26	04/03/26	MSS
Method: SM 4500-CN-E Prep Method: METHOD										
Cyanide	ND		mg/L	0.0050	0.0017	0.5	399576	04/01/26	04/02/26	CKN
Method: SM 4500-S2-D Prep Method: METHOD										
Sulfide	ND		mg/L	0.10		1	399610	04/01/26	04/01/26	TXC
Method: SM 5310B Prep Method: SM 5310B										
Total Organic Carbon	**8.3**		mg/L	1.0	0.49	1	399558	04/01/26	04/01/26	CKN
Method: SM 9221B Prep Method: METHOD										
Coliform, Total	**>1,600**	H	MPN/100ml	1.8		1	399674	04/01/26 14:00	04/05/26 11:10	LXT
Method: SM 9221F										
Coliform, E. Coli	**700**	H	MPN/100ml	1.8		1	399674	04/01/26 14:00	04/04/26 12:02	LXT
Method: SM2130B										
Turbidity	**1,800**		NTU	0.20	0.12	1	399575	04/01/26 20:28	04/01/26 20:28	CDR
Method: SM2320B Prep Method: METHOD										
Bicarbonate	**94**		mg/L	4.0		1.7	399563	04/01/26	04/01/26	WWC
Alkalinity, Total as CaCO3	**77**		mg/L	3.3		1.7	399563	04/01/26	04/01/26	WWC
Method: SM2510B Prep Method: METHOD										
Specific Conductance	**580**		umhos/cm	1.0		1	399614	04/01/26	04/01/26	CDR
Method: SM2540C Prep Method: METHOD										
Total Dissolved Solids	**570**		mg/L	20		2	399613	04/01/26	04/02/26	CDR

Results for any subcontracted analyses are not included in this section.

Analysis Results for 556600

556600-002 Analyte	Result	Qual	Units	RL	MDL	DF	Batch	Prepared	Analyzed	Chemist
Method: SM2540D Prep Method: METHOD										
Total Suspended Solids	**1,100**		mg/L	0.5		1	399615	04/01/26	04/02/26	CKN
Method: SM5210B Prep Method: METHOD										
Biochemical Oxygen Demand	**4.2**		mg/L	3.0		1	399529	04/01/26 11:00	04/06/26 16:12	AAB
Method: SM5220D Prep Method: SM 5220D										
Chemical Oxygen Demand	**47**		mg/L	4.0	2.6	1	399559	04/01/26	04/01/26	RDL

* Value is outside QC limits
> Value exceeds indicated concentration
H Holding time was exceeded
J Estimated value
ND Not Detected

Results for any subcontracted analyses are not included in this section.

Onterris ENTHALPY ANALYTICAL

Batch QC

Type: Blank	Lab ID: QC1354974	Batch: 399445
Matrix: Water	Method: EPA 1664A	Prep Method: METHOD

QC1354974 Analyte	Result	Qual	Units	RL	MDL	Prepared	Analyzed
Total Oil and Grease	ND		mg/L	5.0	0.97	03/31/26	04/01/26

Type: Lab Control Sample	Lab ID: QC1354975	Batch: 399445
Matrix: Water	Method: EPA 1664A	Prep Method: METHOD

QC1354975 Analyte	Result	Spiked	Units	Recovery	Qual	Limits
Total Oil and Grease	36.60	40.00	mg/L	92%		78-114

Type: Lab Control Sample Duplicate	Lab ID: QC1354976	Batch: 399445
Matrix: Water	Method: EPA 1664A	Prep Method: METHOD

QC1354976 Analyte	Result	Spiked	Units	Recovery	Qual	Limits	RPD	RPD Lim
Total Oil and Grease	36.70	40.00	mg/L	92%		78-114	0	18

Type: Blank	Lab ID: QC1355382	Batch: 399551
Matrix: Water	Method: EPA 200.7	Prep Method: EPA 3015A

QC1355382 Analyte	Result	Qual	Units	RL	MDL	Prepared	Analyzed
Calcium	ND		mg/L	0.10	0.0095	04/01/26	04/01/26
Iron	ND		mg/L	0.020	0.017	04/01/26	04/01/26
Magnesium	ND		mg/L	0.10	0.017	04/01/26	04/01/26
Potassium	ND		mg/L	0.50	0.20	04/01/26	04/01/26
Sodium	ND		mg/L	0.50	0.017	04/01/26	04/01/26

Type: Lab Control Sample	Lab ID: QC1355383	Batch: 399551
Matrix: Water	Method: EPA 200.7	Prep Method: EPA 3015A

QC1355383 Analyte	Result	Spiked	Units	Recovery	Qual	Limits
Calcium	21.94	20.40	mg/L	108%		85-115
Iron	0.3936	0.4000	mg/L	98%		85-115
Magnesium	22.90	20.40	mg/L	112%		85-115
Potassium	24.22	24.00	mg/L	101%		85-115
Sodium	20.22	20.40	mg/L	99%		85-115

Batch QC

Type:	Matrix Spike	Lab ID:	QC1355384	Batch:	399551
Matrix (Source ID):	Water (556562-001)	Method:	EPA 200.7	Prep Method:	EPA 3015A

QC1355384 Analyte	Result	Source Sample Result	Spiked	Units	Recovery	Qual	Limits	DF
Calcium	46.43	27.12	20.40	mg/L	95%		75-125	1
Iron	0.4709	0.08844	0.4000	mg/L	96%		75-125	1
Magnesium	23.38	3.790	20.40	mg/L	96%		75-125	1
Potassium	136.8	114.3	24.00	mg/L	94%	NM	75-125	1
Sodium	516.9	503.8	20.40	mg/L	64%	NM	75-125	1

Type:	Matrix Spike Duplicate	Lab ID:	QC1355385	Batch:	399551
Matrix (Source ID):	Water (556562-001)	Method:	EPA 200.7	Prep Method:	EPA 3015A

QC1355385 Analyte	Result	Source Sample Result	Spiked	Units	Recovery	Qual	Limits	RPD	RPD Lim	DF
Calcium	47.32	27.12	20.40	mg/L	99%		75-125	2	20	1
Iron	0.4767	0.08844	0.4000	mg/L	97%		75-125	1	20	1
Magnesium	24.22	3.790	20.40	mg/L	100%		75-125	4	20	1
Potassium	137.9	114.3	24.00	mg/L	98%	NM	75-125	1	20	1
Sodium	517.5	503.8	20.40	mg/L	67%	NM	75-125	0	20	1

Type:	Serial Dilution	Lab ID:	QC1355421	Batch:	399551
Matrix (Source ID):	Water (556600-001)	Method:	EPA 200.7	Prep Method:	EPA 3015A

QC1355421 Analyte	Result	Source Sample Result	Units	Qual	RPD	RPD Lim	DF
Calcium	199.0	189.7	mg/L				5
Iron	152.4	150.6	mg/L				50
Magnesium	65.09	62.22	mg/L				5
Potassium	29.05	29.48	mg/L				5
Sodium	53.47	53.18	mg/L				5

Batch QC

Type:	**Blank**	**Lab ID:**	**QC1355393**	**Batch:**	**399554**
Matrix:	**Water**	**Method:**	**EPA 200.8**	**Prep Method:**	**EPA 3015A**

QC1355393 Analyte	Result	Qual	Units	RL	MDL	Prepared	Analyzed
Antimony	ND		ug/L	2.0	1.0	04/01/26	04/01/26
Arsenic	ND		ug/L	2.0	0.27	04/01/26	04/01/26
Barium	ND		ug/L	5.0	0.44	04/01/26	04/01/26
Beryllium	ND		ug/L	1.0	0.060	04/01/26	04/01/26
Boron	ND		ug/L	10	7.7	04/01/26	04/01/26
Cadmium	ND		ug/L	1.0	0.072	04/01/26	04/01/26
Chromium	ND		ug/L	5.0	0.43	04/01/26	04/01/26
Cobalt	ND		ug/L	1.0	0.090	04/01/26	04/01/26
Copper	ND		ug/L	3.0	0.96	04/01/26	04/01/26
Lead	ND		ug/L	5.0	0.23	04/01/26	04/01/26
Manganese	ND		ug/L	10	3.8	04/01/26	04/01/26
Nickel	ND		ug/L	5.0	1.3	04/01/26	04/01/26
Selenium	ND		ug/L	2.0	1.9	04/01/26	04/01/26
Silver	ND		ug/L	5.0	0.37	04/01/26	04/01/26
Thallium	ND		ug/L	1.0	0.25	04/01/26	04/01/26
Tin	ND		ug/L	5.0	1.5	04/01/26	04/01/26
Vanadium	ND		ug/L	5.0	0.36	04/01/26	04/01/26
Zinc	ND		ug/L	10	7.6	04/01/26	04/01/26

Type:	**Lab Control Sample**	**Lab ID:**	**QC1355394**	**Batch:**	**399554**
Matrix:	**Water**	**Method:**	**EPA 200.8**	**Prep Method:**	**EPA 3015A**

QC1355394 Analyte	Result	Spiked	Units	Recovery	Qual	Limits
Antimony	96.45	100.0	ug/L	96%		85-115
Arsenic	95.85	100.0	ug/L	96%		85-115
Barium	92.62	100.0	ug/L	93%		85-115
Beryllium	99.02	100.0	ug/L	99%		85-115
Boron	86.71	100.0	ug/L	87%		85-115
Cadmium	93.47	100.0	ug/L	93%		85-115
Chromium	97.61	100.0	ug/L	98%		85-115
Cobalt	99.52	100.0	ug/L	100%		85-115
Copper	100.4	100.0	ug/L	100%		85-115
Lead	94.29	100.0	ug/L	94%		85-115
Manganese	100.4	100.0	ug/L	100%		85-115
Nickel	99.38	100.0	ug/L	99%		85-115
Selenium	99.02	100.0	ug/L	99%		85-115
Silver	46.14	50.00	ug/L	92%		85-115
Thallium	96.00	100.0	ug/L	96%		85-115
Tin	90.99	100.0	ug/L	91%		85-115
Vanadium	97.88	100.0	ug/L	98%		85-115
Zinc	95.72	100.0	ug/L	96%		85-115

Batch QC

Type:	Matrix Spike	Lab ID:	QC1355395	Batch:	399554
Matrix (Source ID):	Water (556461-001)	Method:	EPA 200.8	Prep Method:	EPA 3015A

QC1355395 Analyte	Result	Source Sample Result	Spiked	Units	Recovery	Qual	Limits	DF
Antimony	100.0	ND	100.0	ug/L	100%		70-130	10
Arsenic	101.4	1.780	100.0	ug/L	100%		70-130	10
Barium	223.3	130.2	100.0	ug/L	93%		70-130	10
Beryllium	95.83	ND	100.0	ug/L	96%		70-130	10
Boron	388.3	275.3	100.0	ug/L	113%	NM	70-130	10
Cadmium	95.26	ND	100.0	ug/L	95%		70-130	10
Chromium	101.1	0.9730	100.0	ug/L	100%		70-130	10
Cobalt	97.11	ND	100.0	ug/L	97%		70-130	10
Copper	136.3	32.82	100.0	ug/L	104%		70-130	10
Lead	94.82	2.724	100.0	ug/L	92%		70-130	10
Manganese	98.35	ND	100.0	ug/L	98%		70-130	10
Nickel	103.7	2.924	100.0	ug/L	101%		70-130	10
Selenium	103.8	2.500	100.0	ug/L	101%		70-130	10
Silver	47.53	ND	50.00	ug/L	95%		70-130	10
Thallium	98.01	ND	100.0	ug/L	98%		70-130	10
Tin	94.74	ND	100.0	ug/L	95%		70-130	10
Vanadium	114.3	16.99	100.0	ug/L	97%		70-130	10
Zinc	141.1	44.37	100.0	ug/L	97%		70-130	10

Type:	Matrix Spike Duplicate	Lab ID:	QC1355396	Batch:	399554
Matrix (Source ID):	Water (556461-001)	Method:	EPA 200.8	Prep Method:	EPA 3015A

QC1355396 Analyte	Result	Source Sample Result	Spiked	Units	Recovery	Qual	Limits	RPD	RPD Lim	DF
Antimony	100.3	ND	100.0	ug/L	100%		70-130	0	20	10
Arsenic	98.47	1.780	100.0	ug/L	97%		70-130	3	20	10
Barium	226.2	130.2	100.0	ug/L	96%		70-130	1	20	10
Beryllium	97.82	ND	100.0	ug/L	98%		70-130	2	20	10
Boron	395.5	275.3	100.0	ug/L	120%	NM	70-130	2	20	10
Cadmium	92.46	ND	100.0	ug/L	92%		70-130	3	20	10
Chromium	98.31	0.9730	100.0	ug/L	97%		70-130	3	20	10
Cobalt	97.47	ND	100.0	ug/L	97%		70-130	0	20	10
Copper	127.5	32.82	100.0	ug/L	95%		70-130	7	20	10
Lead	93.60	2.724	100.0	ug/L	91%		70-130	1	20	10
Manganese	96.84	ND	100.0	ug/L	97%		70-130	2	20	10
Nickel	100.4	2.924	100.0	ug/L	97%		70-130	3	20	10
Selenium	106.9	2.500	100.0	ug/L	104%		70-130	3	20	10
Silver	46.01	ND	50.00	ug/L	92%		70-130	3	20	10
Thallium	93.48	ND	100.0	ug/L	93%		70-130	5	20	10
Tin	97.00	ND	100.0	ug/L	97%		70-130	2	20	10
Vanadium	111.1	16.99	100.0	ug/L	94%		70-130	3	20	10
Zinc	140.8	44.37	100.0	ug/L	96%		70-130	0	20	10

Batch QC

Type: Blank	Lab ID: QC1355254	Batch: 399524
Matrix: Water	Method: EPA 245.1	Prep Method: EPA 245.1

QC1355254 Analyte	Result	Qual	Units	RL	MDL	Prepared	Analyzed
Mercury	ND		ug/L	0.40	0.091	04/01/26	04/01/26

Type: Lab Control Sample	Lab ID: QC1355255	Batch: 399524
Matrix: Water	Method: EPA 245.1	Prep Method: EPA 245.1

QC1355255 Analyte	Result	Spiked	Units	Recovery	Qual	Limits
Mercury	4.914	5.000	ug/L	98%		85-115

Type: Matrix Spike	Lab ID: QC1355256	Batch: 399524
Matrix (Source ID): Water (556558-002)	Method: EPA 245.1	Prep Method: EPA 245.1

QC1355256 Analyte	Result	Source Sample Result	Spiked	Units	Recovery	Qual	Limits	DF
Mercury	964.7	ND	1000	ug/L	96%		75-125	200

Type: Matrix Spike Duplicate	Lab ID: QC1355257	Batch: 399524
Matrix (Source ID): Water (556558-002)	Method: EPA 245.1	Prep Method: EPA 245.1

QC1355257 Analyte	Result	Source Sample Result	Spiked	Units	Recovery	Qual	Limits	RPD	RPD Lim	DF
Mercury	951.4	ND	1000	ug/L	95%		75-125	1	20	200

Type: Blank	Lab ID: QC1355363	Batch: 399548
Matrix: Water	Method: EPA 300.0	Prep Method: METHOD

QC1355363 Analyte	Result	Qual	Units	RL	MDL	Prepared	Analyzed
Fluoride	ND		mg/L	0.20	0.059	04/01/26 10:43	04/01/26 11:48
Chloride	ND		mg/L	1.0	0.26	04/01/26 10:43	04/01/26 11:48
Nitrogen, Nitrite	ND		mg/L	0.10	0.02	04/01/26 10:43	04/01/26 11:48
Bromide	ND		mg/L	0.30	0.061	04/01/26 10:43	04/01/26 11:48
Nitrogen, Nitrate	ND		mg/L	0.10	0.05	04/01/26 10:43	04/01/26 11:48
Sulfate	ND		mg/L	1.0	0.18	04/01/26 10:43	04/01/26 11:48

Type: Lab Control Sample	Lab ID: QC1355364	Batch: 399548
Matrix: Water	Method: EPA 300.0	Prep Method: METHOD

QC1355364 Analyte	Result	Spiked	Units	Recovery	Qual	Limits
Fluoride	10.22	10.00	mg/L	102%		90-110
Chloride	48.33	50.00	mg/L	97%		90-110
Nitrogen, Nitrite	4.574	4.567	mg/L	100%		90-110
Bromide	15.32	15.00	mg/L	102%		90-110
Nitrogen, Nitrate	4.651	4.518	mg/L	103%		90-110
Sulfate	25.82	25.00	mg/L	103%		90-110

Batch QC

Type:	Matrix Spike	Lab ID:	QC1355365	Batch:	399548
Matrix (Source ID):	Water (556563-001)	Method:	EPA 300.0	Prep Method:	METHOD

QC1355365 Analyte	Result	Source Sample Result	Spiked	Units	Recovery	Qual	Limits	DF
Fluoride	22.08	0.1471	20.00	mg/L	110%		80-129	1
Chloride	109.7	4.600	100.0	mg/L	105%		80-123	1
Nitrogen, Nitrite	9.568	ND	9.134	mg/L	105%		80-122	1
Bromide	15.81	ND	15.00	mg/L	105%		80-121	1
Nitrogen, Nitrate	9.637	ND	9.036	mg/L	107%		80-123	1
Sulfate	177.5	127.7	50.00	mg/L	100%	E	79-124	1

Type:	Matrix Spike Duplicate	Lab ID:	QC1355366	Batch:	399548
Matrix (Source ID):	Water (556563-001)	Method:	EPA 300.0	Prep Method:	METHOD

QC1355366 Analyte	Result	Source Sample Result	Spiked	Units	Recovery	Qual	Limits	RPD	RPD Lim	DF
Fluoride	20.77	0.1471	20.00	mg/L	103%		80-129	6	21	1
Chloride	105.9	4.600	100.0	mg/L	101%		80-123	4	20	1
Nitrogen, Nitrite	9.206	ND	9.134	mg/L	101%		80-122	4	21	1
Bromide	15.25	ND	15.00	mg/L	102%		80-121	4	20	1
Nitrogen, Nitrate	9.251	ND	9.036	mg/L	102%		80-123	4	20	1
Sulfate	172.7	127.7	50.00	mg/L	90%	E	79-124		20	1

Type:	Matrix Spike	Lab ID:	QC1355367	Batch:	399548
Matrix (Source ID):	Water (556570-001)	Method:	EPA 300.0	Prep Method:	METHOD

QC1355367 Analyte	Result	Source Sample Result	Spiked	Units	Recovery	Qual	Limits	DF
Fluoride	21.30	0.5465	20.00	mg/L	104%		80-129	1
Chloride	107.5	5.213	100.0	mg/L	102%		80-123	1
Nitrogen, Nitrite	9.212	ND	9.134	mg/L	101%		80-122	1
Bromide	15.43	ND	15.00	mg/L	103%		80-121	1
Nitrogen, Nitrate	9.471	0.07417	9.036	mg/L	104%		80-123	1
Sulfate	59.25	8.884	50.00	mg/L	101%		79-124	1

Type:	Matrix Spike Duplicate	Lab ID:	QC1355368	Batch:	399548
Matrix (Source ID):	Water (556570-001)	Method:	EPA 300.0	Prep Method:	METHOD

QC1355368 Analyte	Result	Source Sample Result	Spiked	Units	Recovery	Qual	Limits	RPD	RPD Lim	DF
Fluoride	21.04	0.5465	20.00	mg/L	102%		80-129	1	21	1
Chloride	106.5	5.213	100.0	mg/L	101%		80-123	1	20	1
Nitrogen, Nitrite	9.114	ND	9.134	mg/L	100%		80-122	1	21	1
Bromide	15.29	ND	15.00	mg/L	102%		80-121	1	20	1
Nitrogen, Nitrate	9.343	0.07417	9.036	mg/L	103%		80-123	1	20	1
Sulfate	58.43	8.884	50.00	mg/L	99%		79-124	1	20	1

Batch QC

Type: Blank	Lab ID: QC1355397	Batch: 399555
Matrix: Water	Method: EPA 350.1	Prep Method: METHOD

QC1355397 Analyte	Result	Qual	Units	RL	MDL	Prepared	Analyzed
Ammonia-N	ND		mg/L	0.10	0.068	04/01/26	04/01/26

Type: Lab Control Sample	Lab ID: QC1355398	Batch: 399555
Matrix: Water	Method: EPA 350.1	Prep Method: METHOD

QC1355398 Analyte	Result	Spiked	Units	Recovery	Qual	Limits
Ammonia-N	1.042	1.000	mg/L	104%		90-110

Type: Matrix Spike	Lab ID: QC1355401	Batch: 399555
Matrix (Source ID): Water (556492-001)	Method: EPA 350.1	Prep Method: METHOD

QC1355401 Analyte	Result	Source Sample Result	Spiked	Units	Recovery	Qual	Limits	DF
Ammonia-N	64.38	60.80	1.000	mg/L		NM	90-110	90

Type: Matrix Spike Duplicate	Lab ID: QC1355402	Batch: 399555
Matrix (Source ID): Water (556492-001)	Method: EPA 350.1	Prep Method: METHOD

QC1355402 Analyte	Result	Source Sample Result	Spiked	Units	Recovery	Qual	Limits	RPD	RPD Lim	DF
Ammonia-N	63.76	60.80	1.000	mg/L		NM	90-110	1	20	90

Type: Blank	Lab ID: QC1355802	Batch: 399655
Matrix: Water	Method: EPA 420.1	Prep Method: METHOD

QC1355802 Analyte	Result	Qual	Units	RL	MDL	Prepared	Analyzed
Total Phenolics	ND		mg/L	0.010	0.0056	04/02/26	04/02/26

Type: Lab Control Sample	Lab ID: QC1355803	Batch: 399655
Matrix: Water	Method: EPA 420.1	Prep Method: METHOD

QC1355803 Analyte	Result	Spiked	Units	Recovery	Qual	Limits
Total Phenolics	0.08100	0.08000	mg/L	101%		80-120

Type: Lab Control Sample Duplicate	Lab ID: QC1355804	Batch: 399655
Matrix: Water	Method: EPA 420.1	Prep Method: METHOD

QC1355804 Analyte	Result	Spiked	Units	Recovery	Qual	Limits	RPD	RPD Lim
Total Phenolics	0.07600	0.08000	mg/L	95%		80-120	6	20

Batch QC

Type: Blank **Lab ID:** QC1355882 **Batch:** 399683
Matrix: Water

QC1355882 Analyte	Result	Qual	Units	RL	MDL	Prepared	Analyzed
Method: EPA 625.1 Prep Method: EPA 3510C							
a-Terpineol	ND		ug/L	10	2.1	04/02/26	04/03/26
Benzoic acid	ND		ug/L	50	11	04/02/26	04/02/26
2-Methylphenol	ND		ug/L	10	3.2	04/02/26	04/02/26
Pyridine	ND		ug/L	10	2.8	04/02/26	04/02/26
Phenol	ND		ug/L	10	2.1	04/02/26	04/02/26
Naphthalene	ND		ug/L	10	3.6	04/02/26	04/02/26
3-,4-Methylphenol	ND		ug/L	10	3.0	04/02/26	04/02/26
Cresol	ND		ug/L	10		04/02/26	04/02/26
Surrogates				**Limits**			
2-Fluorophenol	53%		%REC	36-95		04/02/26	04/02/26
Phenol-d6	38%		%REC	28-82		04/02/26	04/02/26
2,4,6-Tribromophenol	93%		%REC	61-140		04/02/26	04/02/26
Nitrobenzene-d5	83%		%REC	48-123		04/02/26	04/02/26
2-Fluorobiphenyl	73%		%REC	51-105		04/02/26	04/02/26
Terphenyl-d14	78%		%REC	65-117		04/02/26	04/02/26
Method: EPA 8270E Prep Method: EPA 3510C							
Carbazole	ND		ug/L	10	2.8	04/02/26	04/02/26
N-Nitrosodimethylamine	ND		ug/L	10	2.9	04/02/26	04/02/26
Aniline	ND		ug/L	10	2.8	04/02/26	04/02/26
bis(2-Chloroethyl)ether	ND		ug/L	25	3.7	04/02/26	04/02/26
2-Chlorophenol	ND		ug/L	10	3.6	04/02/26	04/02/26
1,3-Dichlorobenzene	ND		ug/L	10	3.3	04/02/26	04/02/26
1,4-Dichlorobenzene	ND		ug/L	10	3.4	04/02/26	04/02/26
Benzyl alcohol	ND		ug/L	25	5.8	04/02/26	04/02/26
1,2-Dichlorobenzene	ND		ug/L	10	3.3	04/02/26	04/02/26
bis(2-Chloroisopropyl) ether	ND		ug/L	10	3.8	04/02/26	04/02/26
N-Nitroso-di-n-propylamine	ND		ug/L	10	3.9	04/02/26	04/02/26
Hexachloroethane	ND		ug/L	10	3.0	04/02/26	04/02/26
Nitrobenzene	ND		ug/L	25	8.4	04/02/26	04/02/26
Isophorone	ND		ug/L	10	3.7	04/02/26	04/02/26
2-Nitrophenol	ND		ug/L	10	5.4	04/02/26	04/02/26
2,4-Dimethylphenol	ND		ug/L	10	3.2	04/02/26	04/02/26
bis(2-Chloroethoxy)methane	ND		ug/L	10	3.7	04/02/26	04/02/26
2,4-Dichlorophenol	ND		ug/L	10	3.7	04/02/26	04/02/26
1,2,4-Trichlorobenzene	ND		ug/L	10	3.4	04/02/26	04/02/26
4-Chloroaniline	ND		ug/L	10	3.1	04/02/26	04/02/26
Hexachlorobutadiene	ND		ug/L	10	2.2	04/02/26	04/02/26
4-Chloro-3-methylphenol	ND		ug/L	10	3.6	04/02/26	04/02/26
2-Methylnaphthalene	ND		ug/L	10	3.4	04/02/26	04/02/26
Hexachlorocyclopentadiene	ND		ug/L	25	7.8	04/02/26	04/02/26
2,4,6-Trichlorophenol	ND		ug/L	10	4.1	04/02/26	04/02/26
2,4,5-Trichlorophenol	ND		ug/L	10	3.7	04/02/26	04/02/26
2-Chloronaphthalene	ND		ug/L	10	3.4	04/02/26	04/02/26
2-Nitroaniline	ND		ug/L	50	4.3	04/02/26	04/02/26

Batch QC

QC1355882 Analyte	Result	Qual	Units	RL	MDL	Prepared	Analyzed
Dimethylphthalate	ND		ug/L	10	3.4	04/02/26	04/02/26
Acenaphthylene	ND		ug/L	10	3.9	04/02/26	04/02/26
2,6-Dinitrotoluene	ND		ug/L	10	4.4	04/02/26	04/02/26
3-Nitroaniline	ND		ug/L	10	4.0	04/02/26	04/02/26
Acenaphthene	ND		ug/L	10	3.2	04/02/26	04/02/26
2,4-Dinitrophenol	ND		ug/L	50	15	04/02/26	04/02/26
4-Nitrophenol	ND		ug/L	50	8.5	04/02/26	04/02/26
Dibenzofuran	ND		ug/L	10	3.2	04/02/26	04/02/26
2,4-Dinitrotoluene	ND		ug/L	10	4.3	04/02/26	04/02/26
Diethylphthalate	ND		ug/L	10	2.9	04/02/26	04/02/26
Fluorene	ND		ug/L	10	3.1	04/02/26	04/02/26
4-Chlorophenyl-phenylether	ND		ug/L	10	3.1	04/02/26	04/02/26
4-Nitroaniline	ND		ug/L	10	3.3	04/02/26	04/02/26
4,6-Dinitro-2-methylphenol	ND		ug/L	50	17	04/02/26	04/02/26
N-Nitrosodiphenylamine	ND		ug/L	10	4.0	04/02/26	04/02/26
1,2-diphenylhydrazine (as azobenzene)	ND		ug/L	10	2.9	04/02/26	04/02/26
4-Bromophenyl-phenylether	ND		ug/L	10	3.3	04/02/26	04/02/26
Hexachlorobenzene	ND		ug/L	10	3.0	04/02/26	04/02/26
Pentachlorophenol	ND		ug/L	25	5.7	04/02/26	04/02/26
Phenanthrene	ND		ug/L	10	2.9	04/02/26	04/02/26
Anthracene	ND		ug/L	10	2.8	04/02/26	04/02/26
Di-n-butylphthalate	ND		ug/L	10	3.0	04/02/26	04/02/26
Fluoranthene	ND		ug/L	10	2.8	04/02/26	04/02/26
Benzidine	ND		ug/L	50	19	04/02/26	04/02/26
Pyrene	ND		ug/L	10	2.7	04/02/26	04/02/26
Butylbenzylphthalate	ND		ug/L	10	3.6	04/02/26	04/02/26
3,3'-Dichlorobenzidine	ND		ug/L	25	5.2	04/02/26	04/02/26
Benzo(a)anthracene	ND		ug/L	10	2.4	04/02/26	04/02/26
Chrysene	ND		ug/L	10	2.5	04/02/26	04/02/26
bis(2-Ethylhexyl)phthalate	ND		ug/L	10	3.3	04/02/26	04/02/26
Di-n-octylphthalate	ND		ug/L	10	4.7	04/02/26	04/02/26
Benzo(b)fluoranthene	ND		ug/L	10	3.0	04/02/26	04/02/26
Benzo(k)fluoranthene	ND		ug/L	10	3.1	04/02/26	04/02/26
Benzo(a)pyrene	ND		ug/L	10	3.1	04/02/26	04/02/26
Indeno(1,2,3-cd)pyrene	ND		ug/L	10	4.2	04/02/26	04/02/26
Dibenz(a,h)anthracene	ND		ug/L	10	4.2	04/02/26	04/02/26
Benzo(g,h,i)perylene	ND		ug/L	10	4.1	04/02/26	04/02/26
Surrogates				**Limits**			
2-Fluorophenol	53%		%REC	15-120		04/02/26	04/02/26
Phenol-d6	38%		%REC	15-120		04/02/26	04/02/26
2,4,6-Tribromophenol	93%		%REC	15-140		04/02/26	04/02/26
Nitrobenzene-d5	83%		%REC	15-123		04/02/26	04/02/26
2-Fluorobiphenyl	73%		%REC	15-120		04/02/26	04/02/26
Terphenyl-d14	78%		%REC	15-120		04/02/26	04/02/26

Batch QC

Type: Lab Control Sample	Lab ID: QC1355883	Batch: 399683
Matrix: Water		

QC1355883 Analyte	Result	Spiked	Units	Recovery	Qual	Limits
Method: EPA 625.1 Prep Method: EPA 3510C						
2-Methylphenol	36.43	75.00	ug/L	49%		44-120
Pyridine	23.68	75.00	ug/L	32%		13-120
Phenol	16.15	75.00	ug/L	22%		10-85
Naphthalene	39.13	75.00	ug/L	52%		23-133
3-,4-Methylphenol	35.63	75.00	ug/L	48%		40-120
a-Terpineol	50.29	75.00	ug/L	67%	*	70-130
Surrogates						
2-Fluorophenol	11.62	40.00	ug/L	29%	*	36-95
Phenol-d6	8.525	40.00	ug/L	21%	*	28-82
2,4,6-Tribromophenol	33.20	40.00	ug/L	83%		61-140
Nitrobenzene-d5	20.45	40.00	ug/L	51%		48-123
2-Fluorobiphenyl	22.54	40.00	ug/L	56%		51-105
Terphenyl-d14	26.37	40.00	ug/L	66%		65-117
Method: EPA 8270E Prep Method: EPA 3510C						
Phenol	16.15	75.00	ug/L	22%		14-120
2-Chlorophenol	37.09	75.00	ug/L	49%		46-120
1,4-Dichlorobenzene	32.54	75.00	ug/L	43%		42-120
3-,4-Methylphenol	35.63	75.00	ug/L	48%		40-120
N-Nitroso-di-n-propylamine	45.95	75.00	ug/L	61%		54-121
2,4-Dimethylphenol	50.26	75.00	ug/L	67%		48-120
1,2,4-Trichlorobenzene	35.72	75.00	ug/L	48%		45-120
4-Chloro-3-methylphenol	50.91	75.00	ug/L	68%		60-121
2,4,5-Trichlorophenol	52.33	75.00	ug/L	70%		62-124
Acenaphthene	47.93	75.00	ug/L	64%		56-120
4-Nitrophenol	24.55	75.00	ug/L	33%		17-120
2,4-Dinitrotoluene	56.51	75.00	ug/L	75%		69-127
Pentachlorophenol	59.61	75.00	ug/L	79%	b	51-120
Pyrene	54.06	75.00	ug/L	72%		68-123
Chrysene	55.63	75.00	ug/L	74%		66-120
Benzo(b)fluoranthene	55.72	75.00	ug/L	74%		67-120
Surrogates						
2-Fluorophenol	11.62	40.00	ug/L	29%		15-120
Phenol-d6	8.525	40.00	ug/L	21%		15-120
2,4,6-Tribromophenol	33.20	40.00	ug/L	83%		15-140
Nitrobenzene-d5	20.45	40.00	ug/L	51%		15-123
2-Fluorobiphenyl	22.54	40.00	ug/L	56%		15-120
Terphenyl-d14	26.37	40.00	ug/L	66%		15-120

Batch QC

Type: Lab Control Sample Duplicate **Lab ID:** QC1355884 **Batch:** 399683
Matrix: Water

QC1355884 Analyte	Result	Spiked	Units	Recovery	Qual	Limits	RPD	RPD Lim
Method: EPA 625.1 Prep Method: EPA 3510C								
2-Methylphenol	47.85	75.00	ug/L	64%		44-120	27	51
Pyridine	29.12	75.00	ug/L	39%		13-120	21	62
Phenol	22.09	75.00	ug/L	29%		10-85	31	52
Naphthalene	49.12	75.00	ug/L	65%		23-133	23	50
3-,4-Methylphenol	46.43	75.00	ug/L	62%		40-120	26	51
a-Terpineol	62.77	75.00	ug/L	84%		70-130	22	30
Surrogates								
2-Fluorophenol	15.02	40.00	ug/L	38%		36-95		
Phenol-d6	11.65	40.00	ug/L	29%		28-82		
2,4,6-Tribromophenol	37.76	40.00	ug/L	94%		61-140		
Nitrobenzene-d5	26.30	40.00	ug/L	66%		48-123		
2-Fluorobiphenyl	27.27	40.00	ug/L	68%		51-105		
Terphenyl-d14	28.77	40.00	ug/L	72%		65-117		
Method: EPA 8270E Prep Method: EPA 3510C								
Phenol	22.09	75.00	ug/L	29%		14-120	31	52
2-Chlorophenol	47.19	75.00	ug/L	63%		46-120	24	52
1,4-Dichlorobenzene	41.00	75.00	ug/L	55%		42-120	23	53
3-,4-Methylphenol	46.43	75.00	ug/L	62%		40-120	26	51
N-Nitroso-di-n-propylamine	57.29	75.00	ug/L	76%		54-121	22	52
2,4-Dimethylphenol	64.98	75.00	ug/L	87%		48-120	26	52
1,2,4-Trichlorobenzene	46.54	75.00	ug/L	62%		45-120	26	54
4-Chloro-3-methylphenol	60.35	75.00	ug/L	80%		60-121	17	47
2,4,5-Trichlorophenol	61.88	75.00	ug/L	83%		62-124	17	46
Acenaphthene	56.24	75.00	ug/L	75%		56-120	16	46
4-Nitrophenol	28.47	75.00	ug/L	38%		17-120	15	44
2,4-Dinitrotoluene	63.83	75.00	ug/L	85%		69-127	12	40
Pentachlorophenol	68.34	75.00	ug/L	91%	b	51-120	14	42
Pyrene	59.32	75.00	ug/L	79%		68-123	9	39
Chrysene	63.18	75.00	ug/L	84%		66-120	13	38
Benzo(b)fluoranthene	63.35	75.00	ug/L	84%		67-120	13	39
Surrogates								
2-Fluorophenol	15.02	40.00	ug/L	38%		15-120		
Phenol-d6	11.65	40.00	ug/L	29%		15-120		
2,4,6-Tribromophenol	37.76	40.00	ug/L	94%		15-140		
Nitrobenzene-d5	26.30	40.00	ug/L	66%		15-123		
2-Fluorobiphenyl	27.27	40.00	ug/L	68%		15-120		
Terphenyl-d14	28.77	40.00	ug/L	72%		15-120		

Batch QC

Type:	**Lab Control Sample**	**Lab ID:**	**QC1355886**	**Batch:**	**399683**
Matrix:	**TCLP Leachate**	**Method:**	**EPA 625.1**	**Prep Method:**	**EPA 3510C**

QC1355886 Analyte	Result	Spiked	Units	Recovery	Qual	Limits
2-Methylphenol	130.2	150.0	ug/L	87%		44-120
Pyridine	104.1	150.0	ug/L	69%		13-120
Phenol	83.31	150.0	ug/L	56%		10-85
Naphthalene	113.4	150.0	ug/L	76%		23-133
3-,4-Methylphenol	130.4	150.0	ug/L	87%		40-120
Surrogates						
2-Fluorophenol	50.65	80.00	ug/L	63%		36-95
Phenol-d6	43.83	80.00	ug/L	55%		28-82
2,4,6-Tribromophenol	74.06	80.00	ug/L	93%		61-140
Nitrobenzene-d5	66.99	80.00	ug/L	84%		48-123
2-Fluorobiphenyl	58.87	80.00	ug/L	74%		51-105
Terphenyl-d14	66.97	80.00	ug/L	84%		65-117

Type:	**Sample Spike**	**Lab ID:**	**QC1355887**	**Batch:**	**399683**
Matrix (Source ID):	**TCLP Leachate (556560-001)**	**Method:**	**EPA 625.1**	**Prep Method:**	**EPA 3510C**

QC1355887 Analyte	Result	Source Sample Result	Spiked	Units	Recovery	Qual	Limits	DF
2-Methylphenol	154.7	ND	150.0	ug/L	103%		44-153	20
Pyridine	136.9	ND	150.0	ug/L	91%		10-154	20
Phenol	408.1	357.6	150.0	ug/L	34%		10-120	20
Naphthalene	125.2	ND	150.0	ug/L	83%		21-133	20
3-,4-Methylphenol	214.4	81.48	150.0	ug/L	89%		20-163	20
Surrogates								
2-Fluorophenol	58.28		80.00	ug/L	73%		36-95	20
Phenol-d6	52.90		80.00	ug/L	66%		28-82	20
2,4,6-Tribromophenol	77.67		80.00	ug/L	97%		61-140	20
Nitrobenzene-d5	73.02		80.00	ug/L	91%		48-123	20
2-Fluorobiphenyl	62.62		80.00	ug/L	78%		51-105	20
Terphenyl-d14	67.90		80.00	ug/L	85%		65-117	20

Batch QC

Type: Blank	Lab ID: QC1355233	Batch: 399520
Matrix: Water		

QC1355233 Analyte	Result	Qual	Units	RL	MDL	Prepared	Analyzed
Method: EPA 8081A Prep Method: EPA 3510C							
alpha-BHC	ND		ug/L	0.05	0.02	04/01/26	04/01/26
beta-BHC	ND		ug/L	0.05	0.01	04/01/26	04/01/26
gamma-BHC	ND		ug/L	0.05	0.01	04/01/26	04/01/26
delta-BHC	ND		ug/L	0.05	0.01	04/01/26	04/01/26
Heptachlor	ND		ug/L	0.05	0.01	04/01/26	04/01/26
Aldrin	ND		ug/L	0.05	0.01	04/01/26	04/01/26
Heptachlor epoxide	ND		ug/L	0.05	0.01	04/01/26	04/01/26
Endosulfan I	ND		ug/L	0.05	0.01	04/01/26	04/01/26
Dieldrin	ND		ug/L	0.1	0.01	04/01/26	04/01/26
4,4'-DDE	ND		ug/L	0.1	0.04	04/01/26	04/01/26
Endrin	ND		ug/L	0.1	0.01	04/01/26	04/01/26
Endosulfan II	ND		ug/L	0.1	0.02	04/01/26	04/01/26
Endosulfan sulfate	ND		ug/L	0.1	0.02	04/01/26	04/01/26
4,4'-DDD	ND		ug/L	0.1	0.03	04/01/26	04/01/26
Endrin aldehyde	ND		ug/L	0.1	0.04	04/01/26	04/01/26
Endrin ketone	ND		ug/L	0.1	0.03	04/01/26	04/01/26
4,4'-DDT	ND		ug/L	0.1	0.08	04/01/26	04/01/26
Methoxychlor	ND		ug/L	0.1	0.04	04/01/26	04/01/26
Toxaphene	ND		ug/L	2.0	0.6	04/01/26	04/01/26
Chlordane (Technical)	ND		ug/L	1.0	0.2	04/01/26	04/01/26
Surrogates				**Limits**			
TCMX	64%		%REC	29-120		04/01/26	04/01/26
Decachlorobiphenyl	90%		%REC	33-132		04/01/26	04/01/26
Method: EPA 8082 Prep Method: EPA 3510C							
Aroclor-1016	ND		ug/L	0.50	0.30	04/01/26	04/01/26
Aroclor-1221	ND		ug/L	0.50	0.47	04/01/26	04/01/26
Aroclor-1232	ND		ug/L	0.50	0.27	04/01/26	04/01/26
Aroclor-1242	ND		ug/L	0.50	0.29	04/01/26	04/01/26
Aroclor-1248	ND		ug/L	0.50	0.24	04/01/26	04/01/26
Aroclor-1254	ND		ug/L	0.50	0.27	04/01/26	04/01/26
Aroclor-1260	ND		ug/L	0.50	0.33	04/01/26	04/01/26
Aroclor-1262	ND		ug/L	0.50	0.29	04/01/26	04/01/26
Aroclor-1268	ND		ug/L	0.50	0.26	04/01/26	04/01/26
Surrogates				**Limits**			
Decachlorobiphenyl (PCB)	88%		%REC	28-138		04/01/26	04/01/26

Batch QC

Type:	**Lab Control Sample**	**Lab ID:**	**QC1355234**	**Batch:**	**399520**
Matrix:	**Water**	**Method:**	**EPA 8081A**	**Prep Method:**	**EPA 3510C**

QC1355234 Analyte	Result	Spiked	Units	Recovery	Qual	Limits
alpha-BHC	0.4759	0.5000	ug/L	95%		66-121
beta-BHC	0.4836	0.5000	ug/L	97%		73-120
gamma-BHC	0.4901	0.5000	ug/L	98%		68-125
delta-BHC	0.4687	0.5000	ug/L	94%		68-131
Heptachlor	0.4783	0.5000	ug/L	96%		63-120
Aldrin	0.4146	0.5000	ug/L	83%		56-120
Heptachlor epoxide	0.4417	0.5000	ug/L	88%		65-120
Endosulfan I	0.4432	0.5000	ug/L	89%		68-124
Dieldrin	0.4228	0.5000	ug/L	85%		66-124
4,4'-DDE	0.4573	0.5000	ug/L	91%		67-131
Endrin	0.4732	0.5000	ug/L	95%		68-135
Endosulfan II	0.4569	0.5000	ug/L	91%		71-130
Endosulfan sulfate	0.4351	0.5000	ug/L	87%		68-128
4,4'-DDD	0.4220	0.5000	ug/L	84%		65-130
Endrin aldehyde	0.4038	0.5000	ug/L	81%		67-124
Endrin ketone	0.4644	0.5000	ug/L	93%		69-137
4,4'-DDT	0.4549	0.5000	ug/L	91%		65-136
Methoxychlor	0.5091	0.5000	ug/L	102%		69-150
Surrogates						
TCMX	0.3778	0.5000	ug/L	76%		29-120
Decachlorobiphenyl	0.4514	0.5000	ug/L	90%		33-132

Batch QC

Type:	Lab Control Sample Duplicate	Lab ID:	QC1355235	Batch:	399520
Matrix:	Water	Method:	EPA 8081A	Prep Method:	EPA 3510C

QC1355235 Analyte	Result	Spiked	Units	Recovery	Qual	Limits	RPD	RPD Lim
alpha-BHC	0.5132	0.5000	ug/L	103%		66-121	8	20
beta-BHC	0.5109	0.5000	ug/L	102%		73-120	5	20
gamma-BHC	0.5283	0.5000	ug/L	106%		68-125	8	20
delta-BHC	0.5015	0.5000	ug/L	100%		68-131	7	20
Heptachlor	0.5218	0.5000	ug/L	104%		63-120	9	24
Aldrin	0.4511	0.5000	ug/L	90%		56-120	8	30
Heptachlor epoxide	0.4719	0.5000	ug/L	94%		65-120	7	20
Endosulfan I	0.4810	0.5000	ug/L	96%		68-124	8	20
Dieldrin	0.4629	0.5000	ug/L	93%		66-124	9	22
4,4'-DDE	0.5045	0.5000	ug/L	101%		67-131	10	21
Endrin	0.5200	0.5000	ug/L	104%		68-135	9	20
Endosulfan II	0.5016	0.5000	ug/L	100%		71-130	9	21
Endosulfan sulfate	0.4825	0.5000	ug/L	96%		68-128	10	21
4,4'-DDD	0.4602	0.5000	ug/L	92%		65-130	9	22
Endrin aldehyde	0.4385	0.5000	ug/L	88%		67-124	8	20
Endrin ketone	0.4992	0.5000	ug/L	100%		69-137	7	21
4,4'-DDT	0.5027	0.5000	ug/L	101%		65-136	10	23
Methoxychlor	0.5603	0.5000	ug/L	112%		69-150	10	23
Surrogates								
TCMX	0.4196	0.5000	ug/L	84%		29-120		
Decachlorobiphenyl	0.5073	0.5000	ug/L	101%		33-132		

Type:	Lab Control Sample	Lab ID:	QC1355236	Batch:	399520
Matrix:	Water	Method:	EPA 8082	Prep Method:	EPA 3510C

QC1355236 Analyte	Result	Spiked	Units	Recovery	Qual	Limits
Aroclor-1016	4.707	5.000	ug/L	94%		69-120
Aroclor-1260	4.806	5.000	ug/L	96%		72-124
Surrogates						
Decachlorobiphenyl (PCB)	0.4163	0.5000	ug/L	83%		28-138

Type:	Lab Control Sample Duplicate	Lab ID:	QC1355237	Batch:	399520
Matrix:	Water	Method:	EPA 8082	Prep Method:	EPA 3510C

QC1355237 Analyte	Result	Spiked	Units	Recovery	Qual	Limits	RPD	RPD Lim
Aroclor-1016	4.963	5.000	ug/L	99%		69-120	5	22
Aroclor-1260	4.921	5.000	ug/L	98%		72-124	2	25
Surrogates								
Decachlorobiphenyl (PCB)	0.4148	0.5000	ug/L	83%		28-138		

Batch QC

Type: Blank	**Lab ID: QC1355238**	**Batch: 399520**
Matrix: WET Leachate	**Method: EPA 8081A**	**Prep Method: EPA 3510C**

QC1355238 Analyte	Result	Qual	Units	RL	MDL	Prepared	Analyzed
alpha-BHC	ND		ug/L	0.10	0.031	04/01/26	04/01/26
beta-BHC	ND		ug/L	0.10	0.026	04/01/26	04/01/26
gamma-BHC	ND		ug/L	0.10	0.022	04/01/26	04/01/26
delta-BHC	ND		ug/L	0.10	0.028	04/01/26	04/01/26
Heptachlor	ND		ug/L	0.10	0.020	04/01/26	04/01/26
Aldrin	ND		ug/L	0.10	0.029	04/01/26	04/01/26
Heptachlor epoxide	ND		ug/L	0.10	0.027	04/01/26	04/01/26
Endosulfan I	ND		ug/L	0.10	0.021	04/01/26	04/01/26
Dieldrin	ND		ug/L	0.20	0.025	04/01/26	04/01/26
4,4'-DDE	ND		ug/L	0.20	0.073	04/01/26	04/01/26
Endrin	ND		ug/L	0.20	0.029	04/01/26	04/01/26
Endosulfan II	ND		ug/L	0.20	0.044	04/01/26	04/01/26
Endosulfan sulfate	ND		ug/L	0.20	0.038	04/01/26	04/01/26
4,4'-DDD	ND		ug/L	0.20	0.061	04/01/26	04/01/26
Endrin aldehyde	ND		ug/L	0.20	0.072	04/01/26	04/01/26
Endrin ketone	ND		ug/L	0.20	0.061	04/01/26	04/01/26
4,4'-DDT	ND		ug/L	0.20	0.16	04/01/26	04/01/26
Methoxychlor	ND		ug/L	0.20	0.085	04/01/26	04/01/26
Toxaphene	ND		ug/L	4.0	1.3	04/01/26	04/01/26
Chlordane (Technical)	ND		ug/L	2.0	0.44	04/01/26	04/01/26
Surrogates				**Limits**			
TCMX	86%		%REC	29-120		04/01/26	04/01/26
Decachlorobiphenyl	90%		%REC	33-132		04/01/26	04/01/26

Type: Lab Control Sample	**Lab ID: QC1355270**	**Batch: 399527**
Matrix: Water	**Method: EPA 8260B**	**Prep Method: EPA 5030B**

QC1355270 Analyte	Result	Spiked	Units	Recovery	Qual	Limits
1,1-Dichloroethene	53.39	50.00	ug/L	107%		69-128
MTBE	54.07	50.00	ug/L	108%		66-125
Benzene	57.50	50.00	ug/L	115%		76-121
Trichloroethene	47.66	50.00	ug/L	95%		76-124
Toluene	48.20	50.00	ug/L	96%		76-120
Chlorobenzene	47.32	50.00	ug/L	95%		78-120
Surrogates						
Dibromofluoromethane	48.92	50.00	ug/L	98%		70-130
1,2-Dichloroethane-d4	54.92	50.00	ug/L	110%		70-130
Toluene-d8	46.78	50.00	ug/L	94%		70-130
Bromofluorobenzene	49.22	50.00	ug/L	98%		70-130

Batch QC

Type:	**Lab Control Sample Duplicate**	**Lab ID:**	**QC1355271**	**Batch:**	**399527**
Matrix:	**Water**	**Method:**	**EPA 8260B**	**Prep Method:**	**EPA 5030B**

QC1355271 Analyte	Result	Spiked	Units	Recovery	Qual	Limits	RPD	RPD Lim
1,1-Dichloroethene	53.15	50.00	ug/L	106%		69-128	0	23
MTBE	52.78	50.00	ug/L	106%		66-125	2	22
Benzene	57.00	50.00	ug/L	114%		76-121	1	21
Trichloroethene	46.96	50.00	ug/L	94%		76-124	1	22
Toluene	46.34	50.00	ug/L	93%		76-120	4	21
Chlorobenzene	45.66	50.00	ug/L	91%		78-120	4	20
Surrogates								
Dibromofluoromethane	49.76	50.00	ug/L	100%		70-130		
1,2-Dichloroethane-d4	55.00	50.00	ug/L	110%		70-130		
Toluene-d8	47.30	50.00	ug/L	95%		70-130		
Bromofluorobenzene	48.70	50.00	ug/L	97%		70-130		

Batch QC

Type:	**Blank**	**Lab ID:**	**QC1355275**	**Batch:**	**399527**
Matrix:	**Water**	**Method:**	**EPA 8260B**	**Prep Method:**	**EPA 5030B**

QC1355275 Analyte	Result	Qual	Units	RL	MDL	Prepared	Analyzed
Carbon Disulfide	ND		ug/L	5.0	0.2	04/01/26	04/01/26
Chloroprene	ND		ug/L	200	0.4	04/01/26	04/01/26
3-Chloropropene	ND		ug/L	5.0	0.3	04/01/26	04/01/26
Ethyl methacrylate	ND		ug/L	50	2.1	04/01/26	04/01/26
Ethanol	ND		ug/L	500	110	04/01/26	04/01/26
2-Hexanone	ND		ug/L	5.0	1.1	04/01/26	04/01/26
Isopropanol (IPA)	ND		ug/L	200	52	04/01/26	04/01/26
Methyl acrylonitrile	ND		ug/L	35	3.7	04/01/26	04/01/26
Vinyl Acetate	ND		ug/L	50	15	04/01/26	04/01/26
Acrolein	ND		ug/L	200	2.7	04/01/26	04/01/26
Acrylonitrile	ND		ug/L	10	0.7	04/01/26	04/01/26
Freon 12	ND		ug/L	5.0	0.1	04/01/26	04/01/26
Chloromethane	ND		ug/L	5.0	0.2	04/01/26	04/01/26
Vinyl Chloride	ND		ug/L	5.0	0.1	04/01/26	04/01/26
Bromomethane	ND		ug/L	5.0	0.2	04/01/26	04/01/26
Chloroethane	ND		ug/L	5.0	0.1	04/01/26	04/01/26
Trichlorofluoromethane	ND		ug/L	5.0	0.06	04/01/26	04/01/26
Iodomethane	ND		ug/L	5.0		04/01/26	04/01/26
Acetone	ND		ug/L	100	5.0	04/01/26	04/01/26
Freon 113	ND		ug/L	5.0	0.1	04/01/26	04/01/26
1,1-Dichloroethene	ND		ug/L	5.0	0.08	04/01/26	04/01/26
Methylene Chloride	ND		ug/L	10	0.2	04/01/26	04/01/26
MTBE	ND		ug/L	5.0	0.09	04/01/26	04/01/26
trans-1,2-Dichloroethene	ND		ug/L	5.0	0.1	04/01/26	04/01/26
1,1-Dichloroethane	ND		ug/L	5.0	0.1	04/01/26	04/01/26
2-Butanone	ND		ug/L	10	1.5	04/01/26	04/01/26
cis-1,2-Dichloroethene	ND		ug/L	5.0	0.09	04/01/26	04/01/26
2,2-Dichloropropane	ND		ug/L	5.0	0.1	04/01/26	04/01/26
Chloroform	ND		ug/L	5.0	0.08	04/01/26	04/01/26
Bromochloromethane	ND		ug/L	5.0	0.2	04/01/26	04/01/26
1,1,1-Trichloroethane	ND		ug/L	5.0	0.09	04/01/26	04/01/26
1,1-Dichloropropene	ND		ug/L	5.0	0.08	04/01/26	04/01/26
Carbon Tetrachloride	ND		ug/L	5.0	0.06	04/01/26	04/01/26
1,2-Dichloroethane	ND		ug/L	5.0	0.1	04/01/26	04/01/26
Benzene	ND		ug/L	1.0	0.1	04/01/26	04/01/26
Trichloroethene	ND		ug/L	5.0	0.1	04/01/26	04/01/26
1,2-Dichloropropane	ND		ug/L	5.0	0.1	04/01/26	04/01/26
Bromodichloromethane	ND		ug/L	5.0	0.09	04/01/26	04/01/26
Dibromomethane	ND		ug/L	5.0	0.1	04/01/26	04/01/26
4-Methyl-2-Pentanone	ND		ug/L	5.0	1.0	04/01/26	04/01/26
cis-1,3-Dichloropropene	ND		ug/L	5.0	0.3	04/01/26	04/01/26
Toluene	ND		ug/L	5.0	0.2	04/01/26	04/01/26
trans-1,3-Dichloropropene	ND		ug/L	5.0	0.3	04/01/26	04/01/26
1,1,2-Trichloroethane	ND		ug/L	5.0	0.2	04/01/26	04/01/26
1,3-Dichloropropane	ND		ug/L	5.0	0.1	04/01/26	04/01/26
Tetrachloroethene	ND		ug/L	5.0	0.1	04/01/26	04/01/26
Dibromochloromethane	ND		ug/L	5.0	0.08	04/01/26	04/01/26

Batch QC

QC1355275 Analyte	Result	Qual	Units	RL	MDL	Prepared	Analyzed
1,2-Dibromoethane	ND		ug/L	5.0	0.2	04/01/26	04/01/26
Chlorobenzene	ND		ug/L	5.0	0.1	04/01/26	04/01/26
1,1,1,2-Tetrachloroethane	ND		ug/L	5.0	0.08	04/01/26	04/01/26
Ethylbenzene	ND		ug/L	5.0	0.09	04/01/26	04/01/26
m,p-Xylenes	ND		ug/L	5.0	0.2	04/01/26	04/01/26
o-Xylene	ND		ug/L	5.0	0.1	04/01/26	04/01/26
Styrene	ND		ug/L	5.0	0.08	04/01/26	04/01/26
Bromoform	ND		ug/L	5.0	0.08	04/01/26	04/01/26
Isopropylbenzene	ND		ug/L	5.0	0.1	04/01/26	04/01/26
1,1,2,2-Tetrachloroethane	ND		ug/L	5.0	0.2	04/01/26	04/01/26
1,2,3-Trichloropropane	ND		ug/L	5.0	0.2	04/01/26	04/01/26
Propylbenzene	ND		ug/L	5.0	0.1	04/01/26	04/01/26
Bromobenzene	ND		ug/L	5.0	0.09	04/01/26	04/01/26
1,3,5-Trimethylbenzene	ND		ug/L	5.0	0.1	04/01/26	04/01/26
2-Chlorotoluene	ND		ug/L	5.0	0.1	04/01/26	04/01/26
4-Chlorotoluene	ND		ug/L	5.0	0.1	04/01/26	04/01/26
tert-Butylbenzene	ND		ug/L	5.0	0.1	04/01/26	04/01/26
1,2,4-Trimethylbenzene	ND		ug/L	5.0	0.1	04/01/26	04/01/26
sec-Butylbenzene	ND		ug/L	5.0	0.1	04/01/26	04/01/26
para-Isopropyl Toluene	ND		ug/L	5.0	0.1	04/01/26	04/01/26
1,3-Dichlorobenzene	ND		ug/L	5.0	0.1	04/01/26	04/01/26
1,4-Dichlorobenzene	ND		ug/L	5.0	0.2	04/01/26	04/01/26
n-Butylbenzene	ND		ug/L	5.0	0.1	04/01/26	04/01/26
1,2-Dichlorobenzene	ND		ug/L	5.0	0.09	04/01/26	04/01/26
1,2-Dibromo-3-Chloropropane	ND		ug/L	5.0	0.5	04/01/26	04/01/26
1,2,4-Trichlorobenzene	ND		ug/L	5.0	0.2	04/01/26	04/01/26
Hexachlorobutadiene	ND		ug/L	5.0	0.2	04/01/26	04/01/26
1,2,3-Trichlorobenzene	ND		ug/L	5.0	0.1	04/01/26	04/01/26
cis-1,4-Dichloro-2-butene	ND		ug/L	5.0	0.4	04/01/26	04/01/26
trans-1,4-Dichloro-2-butene	ND		ug/L	5.0	0.4	04/01/26	04/01/26
Xylene (total)	ND		ug/L	5.0		04/01/26	04/01/26
Surrogates				**Limits**			
Dibromofluoromethane	102%		%REC	70-130		04/01/26	04/01/26
1,2-Dichloroethane-d4	116%		%REC	70-130		04/01/26	04/01/26
Toluene-d8	94%		%REC	70-130		04/01/26	04/01/26
Bromofluorobenzene	98%		%REC	70-130		04/01/26	04/01/26

Batch QC

Type:	Matrix Spike	Lab ID:	QC1355390	Batch:	399527
Matrix (Source ID):	Water (556255-010)	Method:	EPA 8260B	Prep Method:	EPA 5030B

QC1355390 Analyte	Result	Source Sample Result	Spiked	Units	Recovery	Qual	Limits	DF
1,1-Dichloroethene	22.34	0.1611	20.00	ug/L	111%		62-131	1
MTBE	23.00	ND	20.00	ug/L	115%		61-124	1
Benzene	24.15	ND	20.00	ug/L	121%		70-123	1
Trichloroethene	21.16	ND	20.00	ug/L	106%		65-131	1
Toluene	20.57	ND	20.00	ug/L	103%		69-120	1
Chlorobenzene	19.92	ND	20.00	ug/L	100%		72-121	1
Surrogates								
Dibromofluoromethane	49.91		50.00	ug/L	100%		70-130	1
1,2-Dichloroethane-d4	56.35		50.00	ug/L	113%		70-130	1
Toluene-d8	48.18		50.00	ug/L	96%		70-130	1
Bromofluorobenzene	48.38		50.00	ug/L	97%		70-130	1

Type:	Matrix Spike Duplicate	Lab ID:	QC1355391	Batch:	399527
Matrix (Source ID):	Water (556255-010)	Method:	EPA 8260B	Prep Method:	EPA 5030B

QC1355391 Analyte	Result	Source Sample Result	Spiked	Units	Recovery	Qual	Limits	RPD	RPD Lim	DF
1,1-Dichloroethene	21.36	0.1611	20.00	ug/L	106%		62-131	4	31	1
MTBE	22.08	ND	20.00	ug/L	110%		61-124	4	30	1
Benzene	22.28	ND	20.00	ug/L	111%		70-123	8	31	1
Trichloroethene	20.13	ND	20.00	ug/L	101%		65-131	5	31	1
Toluene	19.73	ND	20.00	ug/L	99%		69-120	4	29	1
Chlorobenzene	19.71	ND	20.00	ug/L	99%		72-121	1	29	1
Surrogates										
Dibromofluoromethane	49.85		50.00	ug/L	100%		70-130			1
1,2-Dichloroethane-d4	54.34		50.00	ug/L	109%		70-130			1
Toluene-d8	48.04		50.00	ug/L	96%		70-130			1
Bromofluorobenzene	48.03		50.00	ug/L	96%		70-130			1

Type:	Blank	Lab ID:	QC1355529	Batch:	399592
Matrix:	Water	Method:	EPA 8270C-SIM	Prep Method:	EPA 3535

QC1355529 Analyte	Result	Qual	Units	RL	MDL	Prepared	Analyzed
1,4-Dioxane	ND		ug/L	1.0	0.84	04/01/26	04/02/26
Surrogates				**Limits**			
1,4-Dioxane-d8 (SUR)	97%		%REC	80-120		04/01/26	04/02/26

Batch QC

Type:	Lab Control Sample	Lab ID:	QC1355530	Batch:	399592
Matrix:	Water	Method:	EPA 8270C-SIM	Prep Method:	EPA 3535

QC1355530 Analyte	Result	Spiked	Units	Recovery	Qual	Limits
1,4-Dioxane	9.960	10.00	ug/L	100%		79-120
Surrogates						
1,4-Dioxane-d8 (SUR)	9.864	10.00	ug/L	99%		80-120

Type:	Lab Control Sample Duplicate	Lab ID:	QC1355531	Batch:	399592
Matrix:	Water	Method:	EPA 8270C-SIM	Prep Method:	EPA 3535

QC1355531 Analyte	Result	Spiked	Units	Recovery	Qual	Limits	RPD	RPD Lim
1,4-Dioxane	9.682	10.00	ug/L	97%		79-120	3	20
Surrogates								
1,4-Dioxane-d8 (SUR)	10.11	10.00	ug/L	101%		80-120		

Type:	Blank	Lab ID:	QC1355476	Batch:	399576
Matrix:	Water	Method:	SM 4500-CN-E	Prep Method:	METHOD

QC1355476 Analyte	Result	Qual	Units	RL	MDL	Prepared	Analyzed
Cyanide	ND		mg/L	0.0050	0.0017	04/01/26	04/02/26

Type:	Lab Control Sample	Lab ID:	QC1355477	Batch:	399576
Matrix:	Water	Method:	SM 4500-CN-E	Prep Method:	METHOD

QC1355477 Analyte	Result	Spiked	Units	Recovery	Qual	Limits
Cyanide	0.09871	0.1000	mg/L	99%		85-115

Type:	Matrix Spike	Lab ID:	QC1355478	Batch:	399576
Matrix (Source ID):	Water (556544-003)	Method:	SM 4500-CN-E	Prep Method:	METHOD

QC1355478 Analyte	Result	Source Sample Result	Spiked	Units	Recovery	Qual	Limits	DF
Cyanide	0.4886	0.3774	0.1000	mg/L	111%		80-120	2.5

Type:	Matrix Spike Duplicate	Lab ID:	QC1355479	Batch:	399576
Matrix (Source ID):	Water (556544-003)	Method:	SM 4500-CN-E	Prep Method:	METHOD

QC1355479 Analyte	Result	Source Sample Result	Spiked	Units	Recovery	Qual	Limits	RPD	RPD Lim	DF
Cyanide	0.4804	0.3774	0.1000	mg/L	103%		80-120	2	20	2.5

Batch QC

Type: Blank	Lab ID: QC1355609	Batch: 399610
Matrix: Water	Method: SM 4500-S2-D	Prep Method: METHOD

QC1355609 Analyte	Result	Qual	Units	RL	MDL	Prepared	Analyzed
Sulfide	ND		mg/L	0.10		04/01/26	04/01/26

Type: Lab Control Sample	Lab ID: QC1355610	Batch: 399610
Matrix: Water	Method: SM 4500-S2-D	Prep Method: METHOD

QC1355610 Analyte	Result	Spiked	Units	Recovery	Qual	Limits
Sulfide	1.000	1.000	mg/L	100%		90-110

Type: Matrix Spike	Lab ID: QC1355611	Batch: 399610
Matrix (Source ID): Drinking Water (556627-003)	Method: SM 4500-S2-D	Prep Method: METHOD

QC1355611 Analyte	Result	Source Sample Result	Spiked	Units	Recovery	Qual	Limits	DF
Sulfide	1.000	ND	1.000	mg/L	100%		80-120	1

Type: Matrix Spike Duplicate	Lab ID: QC1355612	Batch: 399610
Matrix (Source ID): Drinking Water (556627-003)	Method: SM 4500-S2-D	Prep Method: METHOD

QC1355612 Analyte	Result	Source Sample Result	Spiked	Units	Recovery	Qual	Limits	RPD	RPD Lim	DF
Sulfide	1.000	ND	1.000	mg/L	100%		80-120	0	20	1

Type: Blank	Lab ID: QC1355415	Batch: 399558
Matrix: Water	Method: SM 5310B	Prep Method: SM 5310B

QC1355415 Analyte	Result	Qual	Units	RL	MDL	Prepared	Analyzed
Total Organic Carbon	ND		mg/L	1.0	0.49	04/01/26	04/01/26

Type: Lab Control Sample	Lab ID: QC1355416	Batch: 399558
Matrix: Water	Method: SM 5310B	Prep Method: SM 5310B

QC1355416 Analyte	Result	Spiked	Units	Recovery	Qual	Limits
Total Organic Carbon	22.33	25.00	mg/L	89%		85-115

Type: Matrix Spike	Lab ID: QC1355417	Batch: 399558
Matrix (Source ID): Water (556561-001)	Method: SM 5310B	Prep Method: SM 5310B

QC1355417 Analyte	Result	Source Sample Result	Spiked	Units	Recovery	Qual	Limits	DF
Total Organic Carbon	44,500	30290	12500	mg/L	114%		75-125	500

Batch QC

Type:	**Matrix Spike Duplicate**	**Lab ID:**	**QC1355418**	**Batch:**	**399558**
Matrix (Source ID):	**Water (556561-001)**	**Method:**	**SM 5310B**	**Prep Method:**	**SM 5310B**

QC1355418 Analyte	Result	Source Sample Result	Spiked	Units	Recovery	Qual	Limits	RPD	RPD Lim	DF
Total Organic Carbon	44,740	30290	12500	mg/L	116%		75-125	1	25	500

Type:	**Sample Duplicate**	**Lab ID:**	**QC1355474**	**Batch:**	**399575**
Matrix (Source ID):	**Drinking Water (556648-005)**	**Method:**	**SM2130B**		

QC1355474 Analyte	Result	Source Sample Result	Units	Qual	RPD	RPD Lim	DF
Turbidity	ND	ND	NTU			20	1

Type:	**Blank**	**Lab ID:**	**QC1355440**	**Batch:**	**399563**
Matrix:	**Water**	**Method:**	**SM2320B**	**Prep Method:**	**METHOD**

QC1355440 Analyte	Result	Qual	Units	RL	MDL	Prepared	Analyzed
Bicarbonate	ND		mg/L	2.0		04/01/26	04/01/26
Alkalinity, Total as CaCO3	ND		mg/L	2.0		04/01/26	04/01/26

Type:	**Lab Control Sample**	**Lab ID:**	**QC1355441**	**Batch:**	**399563**
Matrix:	**Water**	**Method:**	**SM2320B**	**Prep Method:**	**METHOD**

QC1355441 Analyte	Result	Spiked	Units	Recovery	Qual	Limits
Alkalinity, Total as CaCO3	97.29	100.0	mg/L	97%		90-110

Type:	**Sample Duplicate**	**Lab ID:**	**QC1355442**	**Batch:**	**399563**
Matrix (Source ID):	**Water (556243-001)**	**Method:**	**SM2320B**	**Prep Method:**	**METHOD**

QC1355442 Analyte	Result	Source Sample Result	Units	Qual	RPD	RPD Lim	DF
Bicarbonate	336.9	334.5	mg/L		1	20	2.5
Alkalinity, Total as CaCO3	276.1	274.2	mg/L		1	20	2.5

Type:	**Sample Duplicate**	**Lab ID:**	**QC1355622**	**Batch:**	**399614**
Matrix (Source ID):	**Water (556600-002)**	**Method:**	**SM2510B**	**Prep Method:**	**METHOD**

QC1355622 Analyte	Result	Source Sample Result	Units	Qual	RPD	RPD Lim	DF
Specific Conductance	572.5	584.9	umhos/cm		2	20	1

Batch QC

Type: Blank	Lab ID: QC1355623	Batch: 399613
Matrix: Water	Method: SM2540C	Prep Method: METHOD

QC1355623 Analyte	Result	Qual	Units	RL	MDL	Prepared	Analyzed
Total Dissolved Solids	ND		mg/L	20		04/01/26	04/02/26

Type: Lab Control Sample	Lab ID: QC1355624	Batch: 399613
Matrix: Water	Method: SM2540C	Prep Method: METHOD

QC1355624 Analyte	Result	Spiked	Units	Recovery	Qual	Limits
Total Dissolved Solids	988.0	1000	mg/L	99%		90-110

Type: Sample Duplicate	Lab ID: QC1355625	Batch: 399613
Matrix (Source ID): Water (556600-002)	Method: SM2540C	Prep Method: METHOD

QC1355625 Analyte	Result	Source Sample Result	Units	Qual	RPD	RPD Lim	DF
Total Dissolved Solids	486.6	572.0	mg/L		16*	5	2

Type: Blank	Lab ID: QC1355628	Batch: 399615
Matrix: Water	Method: SM2540D	Prep Method: METHOD

QC1355628 Analyte	Result	Qual	Units	RL	MDL	Prepared	Analyzed
Total Suspended Solids	ND		mg/L	0.5		04/01/26	04/02/26

Type: Lab Control Sample	Lab ID: QC1355629	Batch: 399615
Matrix: Water	Method: SM2540D	Prep Method: METHOD

QC1355629 Analyte	Result	Spiked	Units	Recovery	Qual	Limits
Total Suspended Solids	99.00	100.0	mg/L	99%		90-110

Type: Lab Control Sample Duplicate	Lab ID: QC1355630	Batch: 399615
Matrix: Water	Method: SM2540D	Prep Method: METHOD

QC1355630 Analyte	Result	Spiked	Units	Recovery	Qual	Limits	RPD	RPD Lim
Total Suspended Solids	99.95	100.0	mg/L	100%		90-110	1	5

Type: Sample Duplicate	Lab ID: QC1355631	Batch: 399615
Matrix (Source ID): Water (556600-001)	Method: SM2540D	Prep Method: METHOD

QC1355631 Analyte	Result	Source Sample Result	Units	Qual	RPD	RPD Lim	DF
Total Suspended Solids	7,950	8000	mg/L		1	5	1

Batch QC

Type: Blank	Lab ID: QC1355283	Batch: 399529
Matrix: Water	Method: SM5210B	Prep Method: METHOD

QC1355283 Analyte	Result	Qual	Units	RL	MDL	Prepared	Analyzed
Biochemical Oxygen Demand	ND		mg/L	3.0		04/01/26 08:14	04/06/26 16:12

Type: Lab Control Sample	Lab ID: QC1355284	Batch: 399529
Matrix: Water	Method: SM5210B	Prep Method: METHOD

QC1355284 Analyte	Result	Spiked	Units	Recovery	Qual	Limits
Biochemical Oxygen Demand	191.4	198.0	mg/L	97%		84.6-115.4

Type: Sample Duplicate	Lab ID: QC1355285	Batch: 399529
Matrix (Source ID): Water (556412-002)	Method: SM5210B	Prep Method: METHOD

QC1355285 Analyte	Result	Source Sample Result	Units	Qual	RPD	RPD Lim	DF
Biochemical Oxygen Demand	4,235	4065	mg/L		4	30	1

Type: Blank	Lab ID: QC1355423	Batch: 399559
Matrix: Water	Method: SM5220D	Prep Method: SM 5220D

QC1355423 Analyte	Result	Qual	Units	RL	MDL	Prepared	Analyzed
Chemical Oxygen Demand	ND		mg/L	4.0	2.6	04/01/26	04/01/26

Type: Lab Control Sample	Lab ID: QC1355424	Batch: 399559
Matrix: Water	Method: SM5220D	Prep Method: SM 5220D

QC1355424 Analyte	Result	Spiked	Units	Recovery	Qual	Limits
Chemical Oxygen Demand	106.0	100.0	mg/L	106%		90-110

Type: Matrix Spike	Lab ID: QC1355425	Batch: 399559
Matrix (Source ID): Water (556471-002)	Method: SM5220D	Prep Method: SM 5220D

QC1355425 Analyte	Result	Source Sample Result	Spiked	Units	Recovery	Qual	Limits	DF
Chemical Oxygen Demand	116.0	9.000	100.0	mg/L	107%		75-125	1

Type: Matrix Spike Duplicate	Lab ID: QC1355426	Batch: 399559
Matrix (Source ID): Water (556471-002)	Method: SM5220D	Prep Method: SM 5220D

QC1355426 Analyte	Result	Source Sample Result	Spiked	Units	Recovery	Qual	Limits	RPD	RPD Lim	DF
Chemical Oxygen Demand	116.0	9.000	100.0	mg/L	107%		75-125	0	20	1

Batch QC

*	Value is outside QC limits
E	Response exceeds instrument's linear range
ND	Not Detected
NM	Not Meaningful
b	See narrative

Laboratory Job Number 556600

Subcontracted Products

Pace Laboratories

Date of Report: 04/15/2026

David Tripp

Enthalpy Analytical - Orange
931 West Barkley Avenue
Orange, CA 92868

Client Project:	EO-556600
Pace Project:	Chiquita Canyon Landfill Stormwater
Pace Work Order:	2604644
Invoice ID:	B533948

Enclosed are the results of analyses for samples received by the laboratory on 4/2/2026. If you have any questions concerning this report, please feel free to contact me.

Sincerely,

Shaniah Underwood

Contact Person: Shaniah Underwood
Client Service Rep.

Steven Bennett

Steven Bennett
Operations Manager

Certifications: CA ELAP #1186; NV #CA00014; OR ELAP #4032-001; AK UST101

The results in this report apply to the samples analyzed in accordance with the chain of custody document. This analytical report must be reproduced in its entirety.
All results listed in this report are for the exclusive use of the submitting party. Pace Analytical assumes no responsibility for report alteration, separation, detachment or third party interpretation.

Table of Contents

Sample Information

Chain of Custody and Cooler Receipt form 3

Laboratory / Client Sample Cross Reference 5

Sample Results

2604644-01 - SOUTH BASIN - WESTERN INLET

Organo-Phosphorus Pesticide Analysis (EPA Method 8141A) 6

2604644-02 - SOUTH BASIN - EASTERN INLET

Organo-Phosphorus Pesticide Analysis (EPA Method 8141A) 7

Quality Control Reports

Organo-Phosphorus Pesticide Analysis (EPA Method 8141A)

Method Blank Analysis 8

Laboratory Control Sample 9

Notes

Notes and Definitions 10

The results in this report apply to the samples analyzed in accordance with the chain of custody document. This analytical report must be reproduced in its entirety.

All results listed in this report are for the exclusive use of the submitting party. Pace Analytical assumes no responsibility for report alteration, separation, detachment or third party interpretation.

Chain of Custody and Cooler Receipt Form for 2604644 Page 1 of 2

ENTHALPY ANALYTICAL

931 West Barkley Ave
Orange, CA 92868
(714) 771-6900

Subcontract Laboratory: 26-04644
Pace Laboratories
4100 Atlas Court
Bakersfield, CA 93308
ATTN: Ragen Schallock
PO #: Required, to be sent via email

Enthalpy Order: EO-556600
PM: David Tripp
Email: david.tripp@enthalpy.com
CC: incomingreports@enthalpy.com
Phone: 657-581-4710

Results Due: 04/09/26
Report Level: II
Report To: MDL
EDDs: ELM_TransferOut (Standard Excel Transfer EDD, 3 tabs)

2604644

Notes:
CHIQUITA Stormwater - No dilutions please unless absolutely necessary due to matrix or other technically valid reason, requiring clear, technical explanation for client's regulator in your Case Narrative.

Sample ID	Collected	Lab ID	# Cont.	Matrix	Analysis Requested	Comment
SOUTH BASIN - WESTERN INLET	01-APR-2026 00:10	556600-001	1	Water	Organophosphorus Pesticides	-1
SOUTH BASIN - EASTERN INLET	01-APR-2026 00:20	556600-002	1	Water	Organophosphorus Pesticides	-2

Notes:	Relinquished By:	Received By:
	Date: 3:05 PM 4-1-26	Date: 04/02/26
	Date:	Date: 04/02/26 1041
	Date:	Date:

CHK BY HB DISTRIBUTION SLM SUB OUT

The results in this report apply to the samples analyzed in accordance with the chain of custody document. This analytical report must be reproduced in its entirety.
All results listed in this report are for the exclusive use of the submitting party. Pace Analytical assumes no responsibility for report alteration, separation, detachment or third party interpretation.

Pace Analytical®
ENVIRONMENTAL SCIENCES

Chain of Custody and Cooler Receipt Form for 2604644 Page 2 of 2

PACE ANALYTICAL	COOLER RECEIPT FORM	Page 1 Of 1
Submission #: 26-046644		

SHIPPING INFORMATION	SHIPPING CONTAINER	FREE LIQUID
Fed Ex ☑ UPS ☐ GSO / GLS ☐ Hand Delivery ☐ Pace Lab Field Service ☐ Other ☐ (Specify)_____	Ice Chest ☑ None ☐ Box ☐ Other ☐ (Specify)_____	YES ☐ NO ☐ (W) / S

Refrigerant: Ice ☑ Blue Ice ☐ None ☐ Other ☐ Comments:

Custody Seals Ice Chest ☐ Intact? Yes ☐ No ☐ Containers ☐ Intact? Yes ☐ No ☐ None ☑ Comments:

All samples received? Yes ☑ No ☐ All samples containers intact? Yes ☑ No ☐ Description(s) match COC? Yes ☐ No ☑

COC Received		
☑YES ☐ NO	Emissivity: 0.97 Container: N/A Thermometer ID: 274 Temperature: (A) 2.9 °C / (C) 2.8 °C	Date/Time 04/02/26 Analyst Init TB 1041

SAMPLE CONTAINERS	SAMPLE NUMBERS									
	1	2	3	4	5	6	7	8	9	10
QT PE UNPRES										
4oz / 8oz / 16oz PE UNPRES										
2oz Cr^{+6}										
QT INORGANIC CHEMICAL METALS										
INORGANIC CHEMICAL METALS 4oz / 8oz / 16oz										
PT CYANIDE										
PT NITROGEN FORMS										
PT TOTAL SULFIDE										
2oz. NITRATE / NITRITE										
PT TOTAL ORGANIC CARBON										
PT CHEMICAL OXYGEN DEMAND										
PtA PHENOLICS										
40ml VOA VIAL TRAVEL BLANK										
40ml VOA VIAL										
QT EPA 1664B										
PT ODOR										
RADIOLOGICAL										
BACTERIOLOGICAL										
40 ml VOA VIAL- 504										
QT EPA 508/608.3/8081A										
QT EPA 515.1/8151A										
QT EPA 525.2										
QT EPA 525.2 TRAVEL BLANK										
40ml EPA 547										
40ml EPA 531.1										
8oz EPA 548.1										
QT EPA 549.2										
QT EPA 8015M										
QT EPA 8270C										
8oz / 16oz / 32oz AMBER	A	A								
8oz / 16oz / 32oz JAR										
SOIL SLEEVE										
PCB VIAL										
PLASTIC BAG										
TEDLAR BAG										
FERROUS IRON										
ENCORE										
SMART KIT										
SUMMA CANISTER										

Comments: -DA time on sample says 12:20

Sample Numbering Completed By: _____ Date/Time: 04/02/26

A = Actual / C = Corrected

Rev 23 05/20/22

[S:\WPDoc\WordPerfect\LAB_DOCS\FORMS\SAMREC rev 20]

The results in this report apply to the samples analyzed in accordance with the chain of custody document. This analytical report must be reproduced in its entirety.
All results listed in this report are for the exclusive use of the submitting party. Pace Analytical assumes no responsibility for report alteration, separation, detachment or third party interpretation.

Pace Analytical
ENVIRONMENTAL SCIENCES

Enthalpy Analytical - Orange	**Reported:** 04/15/2026 9:38
931 West Barkley Avenue	Project: Chiquita Canyon Landfill Stormwater
Orange, CA 92868	Project Number: EO-556600
	Project Manager: David Tripp

Laboratory / Client Sample Cross Reference

Laboratory	Client Sample Information			
2604644-01	**COC Number:**	—	**Receive Date:**	04/02/2026 10:41
	Project Number:	—	**Sampling Date:**	04/01/2026 12:10
	Sampling Location:	—	**Sample Depth:**	—
	Sampling Point:	SOUTH BASIN - WESTERN INLET	**Lab Matrix:**	Water
	Sampled By:	client	**Sample Type:**	Water
2604644-02	**COC Number:**	—	**Receive Date:**	04/02/2026 10:41
	Project Number:	—	**Sampling Date:**	04/01/2026 12:20
	Sampling Location:	—	**Sample Depth:**	—
	Sampling Point:	SOUTH BASIN - EASTERN INLET	**Lab Matrix:**	Water
	Sampled By:	client	**Sample Type:**	Water

The results in this report apply to the samples analyzed in accordance with the chain of custody document. This analytical report must be reproduced in its entirety.
All results listed in this report are for the exclusive use of the submitting party. Pace Analytical assumes no responsibility for report alteration, separation, detachment or third party interpretation.

Pace Analytical
ENVIRONMENTAL SCIENCES

Enthalpy Analytical - Orange
931 West Barkley Avenue
Orange, CA 92868

Reported: 04/15/2026 9:38
Project: Chiquita Canyon Landfill Stormwater
Project Number: EO-556600
Project Manager: David Tripp

Organo-Phosphorus Pesticide Analysis (EPA Method 8141A)

Pace Sample ID: 2604644-01 | **Client Sample Name:** SOUTH BASIN - WESTERN INLET, 4/1/2026 12:10:00PM, client

Constituent	Result	Units	PQL	MDL	Method	MB Bias	Lab Quals	DCN
Azinphos methyl	ND	ug/L	0.50	0.12	EPA-8141A	ND		1
Bolstar	ND	ug/L	0.20	0.050	EPA-8141A	ND		1
Chlorpyrifos	ND	ug/L	0.20	0.050	EPA-8141A	ND		1
Coumaphos	ND	ug/L	0.50	0.11	EPA-8141A	ND		1
Demeton O/S	ND	ug/L	0.20	0.056	EPA-8141A	ND		1
Diazinon	ND	ug/L	0.20	0.050	EPA-8141A	ND		1
Dichlorvos	ND	ug/L	0.20	0.050	EPA-8141A	ND		1
Disulfoton	ND	ug/L	0.20	0.050	EPA-8141A	ND		1
Ethoprop	ND	ug/L	0.20	0.052	EPA-8141A	ND		1
Fensulfothion	ND	ug/L	0.20	0.051	EPA-8141A	ND		1
Fenthion	ND	ug/L	0.20	0.050	EPA-8141A	ND		1
Merphos	ND	ug/L	0.20	0.050	EPA-8141A	ND		1
Methyl parathion	ND	ug/L	0.20	0.050	EPA-8141A	ND		1
Mevinphos	ND	ug/L	0.20	0.050	EPA-8141A	ND		1
Naled	ND	ug/L	0.50	0.17	EPA-8141A	ND		1
Phorate	ND	ug/L	0.20	0.066	EPA-8141A	ND		1
Ronnel (Fenchlorphos)	ND	ug/L	0.20	0.050	EPA-8141A	ND		1
Stirophos (Tetrachlorvinphos)	ND	ug/L	0.20	0.082	EPA-8141A	ND		1
Tokuthion (Prothiofos)	ND	ug/L	0.20	0.050	EPA-8141A	ND		1
Trichloronate	ND	ug/L	0.20	0.050	EPA-8141A	ND		1
Triphenylphosphate (Surrogate)	80.6	%	50 - 130 (LCL - UCL)		EPA-8141A			1

DCN	Method	Prep Date	Run Date/Time	Analyst	Instrument	Dilution	QC Batch ID	Prep Method
1	EPA-8141A	04/02/26 20:00	04/07/26 14:54	IJC	GC-18	0.962	B229898	EPA 3510C

DCN = Data Continuation Number

The results in this report apply to the samples analyzed in accordance with the chain of custody document. This analytical report must be reproduced in its entirety.
All results listed in this report are for the exclusive use of the submitting party. Pace Analytical assumes no responsibility for report alteration, separation, detachment or third party interpretation.

Pace Analytical
ENVIRONMENTAL SCIENCES

Enthalpy Analytical - Orange
931 West Barkley Avenue
Orange, CA 92868

Reported: 04/15/2026 9:38
Project: Chiquita Canyon Landfill Stormwater
Project Number: EO-556600
Project Manager: David Tripp

Organo-Phosphorus Pesticide Analysis (EPA Method 8141A)

Pace Sample ID: 2604644-02 | **Client Sample Name:** SOUTH BASIN - EASTERN INLET, 4/1/2026 12:20:00PM, client

Constituent	Result	Units	PQL	MDL	Method	MB Bias	Lab Quals	DCN
Azinphos methyl	ND	ug/L	0.50	0.12	EPA-8141A	ND		1
Bolstar	ND	ug/L	0.20	0.050	EPA-8141A	ND		1
Chlorpyrifos	ND	ug/L	0.20	0.050	EPA-8141A	ND		1
Coumaphos	ND	ug/L	0.50	0.11	EPA-8141A	ND		1
Demeton O/S	ND	ug/L	0.20	0.056	EPA-8141A	ND		1
Diazinon	ND	ug/L	0.20	0.050	EPA-8141A	ND		1
Dichlorvos	ND	ug/L	0.20	0.050	EPA-8141A	ND		1
Disulfoton	ND	ug/L	0.20	0.050	EPA-8141A	ND		1
Ethoprop	ND	ug/L	0.20	0.052	EPA-8141A	ND		1
Fensulfothion	ND	ug/L	0.20	0.051	EPA-8141A	ND		1
Fenthion	ND	ug/L	0.20	0.050	EPA-8141A	ND		1
Merphos	ND	ug/L	0.20	0.050	EPA-8141A	ND		1
Methyl parathion	ND	ug/L	0.20	0.050	EPA-8141A	ND		1
Mevinphos	ND	ug/L	0.20	0.050	EPA-8141A	ND		1
Naled	ND	ug/L	0.50	0.17	EPA-8141A	ND		1
Phorate	ND	ug/L	0.20	0.066	EPA-8141A	ND		1
Ronnel (Fenchlorphos)	ND	ug/L	0.20	0.050	EPA-8141A	ND		1
Stirophos (Tetrachlorvinphos)	ND	ug/L	0.20	0.082	EPA-8141A	ND		1
Tokuthion (Prothiofos)	ND	ug/L	0.20	0.050	EPA-8141A	ND		1
Trichloronate	ND	ug/L	0.20	0.050	EPA-8141A	ND		1
Triphenylphosphate (Surrogate)	62.0	%	50 - 130 (LCL - UCL)		EPA-8141A			1

DCN	Method	Prep Date	Run Date/Time	Analyst	Instrument	Dilution	QC Batch ID	Prep Method
1	EPA-8141A	04/02/26 20:00	04/07/26 15:24	IJC	GC-18	0.962	B229898	EPA 3510C

DCN = Data Continuation Number

The results in this report apply to the samples analyzed in accordance with the chain of custody document. This analytical report must be reproduced in its entirety.
All results listed in this report are for the exclusive use of the submitting party. Pace Analytical assumes no responsibility for report alteration, separation, detachment or third party interpretation.

Pace Analytical
ENVIRONMENTAL SCIENCES

Enthalpy Analytical - Orange
931 West Barkley Avenue
Orange, CA 92868

Reported: 04/15/2026 9:38
Project: Chiquita Canyon Landfill Stormwater
Project Number: EO-556600
Project Manager: David Tripp

Organo-Phosphorus Pesticide Analysis (EPA Method 8141A)

Quality Control Report - Method Blank Analysis

Constituent	QC Sample ID	MB Result	Units	PQL	MDL	Lab Quals	Run #
QC Batch ID: B229898							
Azinphos methyl	B229898-BLK1	ND	ug/L	0.50	0.12		1
Bolstar	B229898-BLK1	ND	ug/L	0.20	0.050		1
Chlorpyrifos	B229898-BLK1	ND	ug/L	0.20	0.050		1
Coumaphos	B229898-BLK1	ND	ug/L	0.50	0.11		1
Demeton O/S	B229898-BLK1	ND	ug/L	0.20	0.056		1
Diazinon	B229898-BLK1	ND	ug/L	0.20	0.050		1
Dichlorvos	B229898-BLK1	ND	ug/L	0.20	0.050		1
Disulfoton	B229898-BLK1	ND	ug/L	0.20	0.050		1
Ethoprop	B229898-BLK1	ND	ug/L	0.20	0.052		1
Fensulfothion	B229898-BLK1	ND	ug/L	0.20	0.051		1
Fenthion	B229898-BLK1	ND	ug/L	0.20	0.050		1
Merphos	B229898-BLK1	ND	ug/L	0.20	0.050		1
Methyl parathion	B229898-BLK1	ND	ug/L	0.20	0.050		1
Mevinphos	B229898-BLK1	ND	ug/L	0.20	0.050		1
Naled	B229898-BLK1	ND	ug/L	0.50	0.17		1
Phorate	B229898-BLK1	ND	ug/L	0.20	0.066		1
Ronnel (Fenchlorphos)	B229898-BLK1	ND	ug/L	0.20	0.050		1
Stirophos (Tetrachlorvinphos)	B229898-BLK1	ND	ug/L	0.20	0.082		1
Tokuthion (Prothiofos)	B229898-BLK1	ND	ug/L	0.20	0.050		1
Trichloronate	B229898-BLK1	ND	ug/L	0.20	0.050		1
Triphenylphosphate (Surrogate)	**B229898-BLK1**	**78.2**	%	**50 - 130 (LCL - UCL)**			1

Run #	QC Sample ID	QC Type	Method	Prep Date	Run Date Time	Analyst	Instrument	Dilution
1	B229898-BLK1	PB	EPA-8141A	04/02/26	04/07/26 13:25	IJC	GC-18	1

The results in this report apply to the samples analyzed in accordance with the chain of custody document. This analytical report must be reproduced in its entirety.
All results listed in this report are for the exclusive use of the submitting party. Pace Analytical assumes no responsibility for report alteration, separation, detachment or third party interpretation.

Pace Analytical
ENVIRONMENTAL SCIENCES

Enthalpy Analytical - Orange
931 West Barkley Avenue
Orange, CA 92868

Reported: 04/15/2026 9:38
Project: Chiquita Canyon Landfill Stormwater
Project Number: EO-556600
Project Manager: David Tripp

Organo-Phosphorus Pesticide Analysis (EPA Method 8141A)

Quality Control Report - Laboratory Control Sample

Constituent	QC Sample ID	Type	Result	Spike Level	Units	Percent Recovery	RPD	Control Limits Percent Recovery	Control Limits RPD	Lab Quals	Run #
QC Batch ID: B229898											
Bolstar	B229898-BS1	LCS	1.6150	2.0000	ug/L	80.8		50 - 130			1
	B229898-BSD1	LCSD	1.7100	2.0000	ug/L	85.5	5.7	50 - 130	30		2
Chlorpyrifos	B229898-BS1	LCS	1.8100	2.0000	ug/L	90.5		60 - 120			1
	B229898-BSD1	LCSD	1.9300	2.0000	ug/L	96.5	6.4	60 - 120	30		2
Diazinon	B229898-BS1	LCS	1.6350	2.0000	ug/L	81.8		60 - 130			1
	B229898-BSD1	LCSD	1.9050	2.0000	ug/L	95.2	15.3	60 - 130	30		2
Methyl parathion	B229898-BS1	LCS	1.6900	2.0000	ug/L	84.5		60 - 120			1
	B229898-BSD1	LCSD	1.7800	2.0000	ug/L	89.0	5.2	60 - 120	30		2
Mevinphos	B229898-BS1	LCS	1.5000	2.0000	ug/L	75.0		50 - 120			1
	B229898-BSD1	LCSD	1.6300	2.0000	ug/L	81.5	8.3	50 - 120	30		2
Ronnel (Fenchlorphos)	B229898-BS1	LCS	1.6850	2.0000	ug/L	84.2		50 - 120			1
	B229898-BSD1	LCSD	1.8800	2.0000	ug/L	94.0	10.9	50 - 120	30		2
Stirophos (Tetrachlorvinphos)	B229898-BS1	LCS	1.7050	2.0000	ug/L	85.2		50 - 120			1
	B229898-BSD1	LCSD	1.9100	2.0000	ug/L	95.5	11.3	50 - 120	30		2
Triphenylphosphate (Surrogate)	B229898-BS1	LCS	1.6000	2.5000	ug/L	64.0		50 - 130			1
	B229898-BSD1	LCSD	1.5950	2.5000	ug/L	63.8	0.3	50 - 130			2

Run #	QC Sample ID	QC Type	Method	Prep Date	Run Date Time	Analyst	Instrument	Dilution
1	B229898-BS1	LCS	EPA-8141A	04/02/26	04/07/26 13:55	IJC	GC-18	1
2	B229898-BSD1	LCSD	EPA-8141A	04/02/26	04/07/26 14:25	IJC	GC-18	1

The results in this report apply to the samples analyzed in accordance with the chain of custody document. This analytical report must be reproduced in its entirety.
All results listed in this report are for the exclusive use of the submitting party. Pace Analytical assumes no responsibility for report alteration, separation, detachment or third party interpretation.

Enthalpy Analytical - Orange
931 West Barkley Avenue
Orange, CA 92868

Reported: 04/15/2026 9:38
Project: Chiquita Canyon Landfill Stormwater
Project Number: EO-556600
Project Manager: David Tripp

Notes And Definitions

MDL	Method Detection Limit
ND	Analyte Not Detected
PQL	Practical Quantitation Limit

The results in this report apply to the samples analyzed in accordance with the chain of custody document. This analytical report must be reproduced in its entirety.
All results listed in this report are for the exclusive use of the submitting party. Pace Analytical assumes no responsibility for report alteration, separation, detachment or third party interpretation.

Laboratory Job Number 556600

Subcontracted Products

McCampbell Analytical, Inc.

McCampbell Analytical, Inc.

"When Quality Counts"

Analytical Report

WorkOrder: 2604097

Report Created for: Enthalpy Analytical

931 West Barkley Avenue
Orange, CA 92868

Project Contact: David Tripp
Project P.O.: 096843
Project: EO-556600

Project Location:
Project Received: 04/02/2026

Analytical Report reviewed & approved for release on 04/09/2026 by:

Ana Venegas
Project Manager

The report shall not be reproduced except in full, without the written approval of the laboratory. The analytical results relate only to the items tested. Results reported conform to the most current regulatory standards, where applicable, unless otherwise stated.

1534 Willow Pass Rd. Pittsburg, CA 94565 ♦ TEL: (877) 252-9262 ♦ FAX: (925) 252-9269 ♦ www.mccampbell.com
CA ELAP 1644 ♦ ORELAP (NELAP) 4033 ♦ AIHA-LAP ID#232255 ♦ DoD-ELAP Cert # L22-757

McCampbell Analytical, Inc.
"When Quality Counts"

1534 Willow Pass Road, Pittsburg, CA 94565-1701
Toll Free Telephone: (877) 252-9262 / Fax: (925) 252-9269
http://www.mccampbell.com / E-mail: main@mccampbell.com

Glossary of Terms & Qualifier Definitions

Client: Enthalpy Analytical **WorkOrder:** 2604097

Project: EO-556600

Glossary Abbreviation

%D	Serial Dilution Percent Difference
95% Interval	95% Confident Interval
CCV	Continuing Calibration Verification.
CCV REC (%)	The % recovery of Continuing Calibration Verification
DF	Dilution Factor
DI WET	(DISTLC) Waste Extraction Test using DI water
DISS	Dissolved (sample filtered using a 0.45 µm filter size)
DLT	Dilution Test (Serial Dilution)
DUP	Duplicate
EDL	Estimated Detection Limit
ITEF	International Toxicity Equivalence Factor
LCS	Laboratory Control Sample
LCS2	Second LCS for the batch. Spike level is lower than that for the first LCS; applicable to method 1633.
LQL	Lowest Quantitation Level
MB	Method Blank
MB IS/SS % Rec	% Recovery of Internal Standard or Surrogate in Method Blank, if applicable
MB SS % Rec	% Recovery of Surrogate in Method Blank, if applicable
MDL	Method Detection Limit [1]
ML	Minimum Level of Quantitation
MS	Matrix Spike
MSD	Matrix Spike Duplicate
NA	Not Applicable
ND	Not detected at or above the indicated MDL (if present) or RL.
NR	Data Not Reported due to matrix interference or insufficient sample amount.
PDS	Post Digestion Spike
PF	Prep Factor
RD	Relative Difference
RL	Reporting Limit [2]
RPD	Relative Percent Difference
RRT	Relative Retention Time
RSD	Relative Standard Deviation
SPK Val	Spike Value
SPKRef Val	Spike Reference Value
SPLP	Synthetic Precipitation Leachate Procedure

[1] MDL is the minimum measured concentration of a substance that can be reported with 99% confidence that the measured concentration is distinguishable from method blank results. Definition and Procedure for the Determination of the Method Detection Limit, Revision 2, 40CFR, Part 136, Appendix B, EPA 821-R-16-006, December 2016. Values are based upon our default extraction volume/amount and are subject to change.

[2] RL is the lowest level that can be reliably determined within specified limits of precision and accuracy during routine laboratory operating conditions. (The RL cannot be lower than the lowest calibration standard used in the initial calibration of the instrument and must be greater than the MDL.) Values are based upon our default extraction volume/amount and are subject to change.

McCampbell Analytical, Inc.
"When Quality Counts"

1534 Willow Pass Road, Pittsburg, CA 94565-1701
Toll Free Telephone: (877) 252-9262 / Fax: (925) 252-9269
http://www.mccampbell.com / E-mail: main@mccampbell.com

Glossary of Terms & Qualifier Definitions

Client: Enthalpy Analytical **WorkOrder:** 2604097

Project: EO-556600

TCLP	Toxicity Characteristic Leachate Procedure
TEQ	Toxicity Equivalents
TNTC	"Too Numerous to Count;" greater than 250 colonies observed on the plate.
TPH-Diesel	Sample results for semi-volatile TPH (diesel, kerosene, oil, etc) were calculated using a background subtraction procedure to correct for instrument baseline rise (column bleed) as described in Sec 7.7.2.2 of EPA 8015 B, C.
TZA	TimeZone Net Adjustment for sample collected outside of MAI's Coordinated Universal Time (UTC). (Adjustment for Daylight Saving is not accounted.)
WET (STLC)	Waste Extraction Test (Soluble Threshold Limit Concentration)

Analytical Qualifiers

a3	Sample diluted due to high organic content interfering with quantitative/or qualitative analysis.

McCampbell Analytical, Inc.
"When Quality Counts"

1534 Willow Pass Road, Pittsburg, CA 94565-1701
Toll Free Telephone: (877) 252-9262 / Fax: (925) 252-9269
http://www.mccampbell.com / E-mail: main@mccampbell.com

Analytical Report

Client:	Enthalpy Analytical	**WorkOrder:**	2604097
Date Received:	04/02/2026 9:35	**Extraction Method:**	E8151A
Date Prepared:	04/08/2026	**Analytical Method:**	E8151A
Project:	EO-556600	**Unit:**	µg/L

Chlorinated Herbicides by GC-ECD

Client ID	Lab ID	Matrix	Date Collected	Instrument FileID	Batch ID
SOUTH BASIN - WESTERN INLET	2604097-001A	Water	04/01/2026 00:10	GC15A 04082608.D	339220

Analytes	Result	MDL	RL	DF	Date Analyzed
Acifluorfen	ND	5.3	10	10	04/08/2026 11:47
Bentazon	ND	3.2	10	10	04/08/2026 11:47
Chloramben	ND	6.4	10	10	04/08/2026 11:47
2,4-D (Dichlorophenoxyacetic acid)	ND	0.79	2.0	10	04/08/2026 11:47
2,4-DB	ND	4.2	10	10	04/08/2026 11:47
Dalapon	ND	7.7	10	10	04/08/2026 11:47
DCPA (mono & diacid)	ND	5.0	10	10	04/08/2026 11:47
Dicamba	ND	0.74	2.0	10	04/08/2026 11:47
3,5-Dichlorobenzoic Acid	ND	2.4	10	10	04/08/2026 11:47
Dichloroprop	ND	3.5	10	10	04/08/2026 11:47
Dinoseb (DNBP)	ND	3.0	10	10	04/08/2026 11:47
MCPA	ND	13	20	10	04/08/2026 11:47
MCPP	ND	12	20	10	04/08/2026 11:47
4-Nitrophenol	ND	7.7	10	10	04/08/2026 11:47
Pentachlorophenol (PCP)	ND	0.55	2.0	10	04/08/2026 11:47
Picloram	ND	3.8	10	10	04/08/2026 11:47
2,4,5-T (Trichlorophenoxy acetic acid)	ND	1.0	2.0	10	04/08/2026 11:47
2,4,5-TP (Silvex)	ND	1.6	5.0	10	04/08/2026 11:47

Surrogates	REC (%)	Limits	DF	
DCAA	87	60-140	10	04/08/2026 11:47

Analyst(s): DP

Analytical Comments: a3

(Cont.)

McCampbell Analytical, Inc.
"When Quality Counts"

1534 Willow Pass Road, Pittsburg, CA 94565-1701
Toll Free Telephone: (877) 252-9262 / Fax: (925) 252-9269
http://www.mccampbell.com / E-mail: main@mccampbell.com

Analytical Report

Client:	Enthalpy Analytical	**WorkOrder:**	2604097
Date Received:	04/02/2026 9:35	**Extraction Method:**	E8151A
Date Prepared:	04/08/2026	**Analytical Method:**	E8151A
Project:	EO-556600	**Unit:**	µg/L

Chlorinated Herbicides by GC-ECD

Client ID	Lab ID	Matrix	Date Collected	Instrument FileID	Batch ID
SOUTH BASIN - EASTERN INLET	2604097-002A	Water	04/01/2026 00:20	GC15A 04082609.D	339220

Analytes	Result	MDL	RL	DF	Date Analyzed
Acifluorfen	ND	5.3	10	10	04/08/2026 12:12
Bentazon	ND	3.2	10	10	04/08/2026 12:12
Chloramben	ND	6.4	10	10	04/08/2026 12:12
2,4-D (Dichlorophenoxyacetic acid)	ND	0.79	2.0	10	04/08/2026 12:12
2,4-DB	ND	4.2	10	10	04/08/2026 12:12
Dalapon	ND	7.7	10	10	04/08/2026 12:12
DCPA (mono & diacid)	ND	5.0	10	10	04/08/2026 12:12
Dicamba	ND	0.74	2.0	10	04/08/2026 12:12
3,5-Dichlorobenzoic Acid	ND	2.4	10	10	04/08/2026 12:12
Dichloroprop	ND	3.5	10	10	04/08/2026 12:12
Dinoseb (DNBP)	ND	3.0	10	10	04/08/2026 12:12
MCPA	ND	13	20	10	04/08/2026 12:12
MCPP	ND	12	20	10	04/08/2026 12:12
4-Nitrophenol	ND	7.7	10	10	04/08/2026 12:12
Pentachlorophenol (PCP)	ND	0.55	2.0	10	04/08/2026 12:12
Picloram	ND	3.8	10	10	04/08/2026 12:12
2,4,5-T (Trichlorophenoxy acetic acid)	ND	1.0	2.0	10	04/08/2026 12:12
2,4,5-TP (Silvex)	ND	1.6	5.0	10	04/08/2026 12:12

Surrogates	REC (%)	Limits	DF	
DCAA	87	60-140	10	04/08/2026 12:12

Analyst(s): DP

Analytical Comments: a3

McCampbell Analytical, Inc.
"When Quality Counts"

1534 Willow Pass Road, Pittsburg, CA 94565-1701
Toll Free Telephone: (877) 252-9262 / Fax: (925) 252-9269
http://www.mccampbell.com / E-mail: main@mccampbell.com

Analytical Report

Client:	Enthalpy Analytical	**WorkOrder:**	2604097
Date Received:	04/02/2026 9:35	**Extraction Method:**	RSK175
Date Prepared:	04/08/2026	**Analytical Method:**	RSK175
Project:	EO-556600	**Unit:**	µg/L

Dissolved Carbon Dioxide by RSK 175

Client ID	Lab ID	Matrix	Date Collected	Instrument FileID	Batch ID
SOUTH BASIN - WESTERN INLET	2604097-001B	Water	04/01/2026 00:10	GC26 0408261104.D	339277

Analytes	Result	MDL	RL	DF	Date Analyzed
Carbon Dioxide	**470**	50	50	1	04/08/2026 13:20

Analyst(s): CLO

Client ID	Lab ID	Matrix	Date Collected	Instrument FileID	Batch ID
SOUTH BASIN - EASTERN INLET	2604097-002B	Water	04/01/2026 00:20	GC26 0408261105.D	339277

Analytes	Result	MDL	RL	DF	Date Analyzed
Carbon Dioxide	**460**	50	50	1	04/08/2026 13:35

Analyst(s): CLO

McCampbell Analytical, Inc.
"When Quality Counts"
1534 Willow Pass Road, Pittsburg, CA 94565-1701
Toll Free Telephone: (877) 252-9262 / Fax: (925) 252-9269
http://www.mccampbell.com / E-mail: main@mccampbell.com

Quality Control Report

Client:	Enthalpy Analytical	**WorkOrder:**	2604097
Date Prepared:	04/08/2026	**BatchID:**	339220
Date Analyzed:	04/08/2026	**Extraction Method:**	E8151A
Instrument:	GC15A	**Analytical Method:**	E8151A
Matrix:	Water	**Unit:**	µg/L
Project:	EO-556600	**Sample ID:**	MB/LCS/LCSD-339220

QC Summary Report for E8151A

Analyte	MB Result	MDL	RL	SPK Val	MB IS/SS %REC	MB IS/SS Limits
Acifluorfen	ND	0.53	1.0	-	-	-
Bentazon	ND	0.32	1.0	-	-	-
Chloramben	ND	0.64	1.0	-	-	-
2,4-D (Dichlorophenoxyacetic acid)	ND	0.079	0.20	-	-	-
2,4-DB	ND	0.42	1.0	-	-	-
Dalapon	ND	0.77	1.0	-	-	-
DCPA (mono & diacid)	ND	0.50	1.0	-	-	-
Dicamba	ND	0.074	0.20	-	-	-
3,5-Dichlorobenzoic Acid	ND	0.24	1.0	-	-	-
Dichloroprop	ND	0.35	1.0	-	-	-
Dinoseb (DNBP)	ND	0.30	1.0	-	-	-
MCPA	ND	1.3	2.0	-	-	-
MCPP	ND	1.2	2.0	-	-	-
4-Nitrophenol	ND	0.77	1.0	-	-	-
Pentachlorophenol (PCP)	ND	0.055	0.20	-	-	-
Picloram	ND	0.38	1.0	-	-	-
2,4,5-T (Trichlorophenoxy acetic acid)	ND	0.10	0.20	-	-	-
2,4,5-TP (Silvex)	ND	0.16	0.50	-	-	-
Surrogate Recovery						
DCAA	8.7			10	87	70-130

(Cont.)

CA ELAP 1644 • ORELAP (NELAP) 4033

McCampbell Analytical, Inc.
"When Quality Counts"
1534 Willow Pass Road, Pittsburg, CA 94565-1701
Toll Free Telephone: (877) 252-9262 / Fax: (925) 252-9269
http://www.mccampbell.com / E-mail: main@mccampbell.com

Quality Control Report

Client:	Enthalpy Analytical	**WorkOrder:**	2604097
Date Prepared:	04/08/2026	**BatchID:**	339220
Date Analyzed:	04/08/2026	**Extraction Method:**	E8151A
Instrument:	GC15A	**Analytical Method:**	E8151A
Matrix:	Water	**Unit:**	µg/L
Project:	EO-556600	**Sample ID:**	MB/LCS/LCSD-339220

QC Summary Report for E8151A

Analyte	LCS Result	LCSD Result	SPK Val	LCS %REC	LCSD %REC	LCS/LCSD Limits	RPD	RPD Limit
Acifluorfen	10	10	10	103	104	70-130	1.40	30
Bentazon	12	12	10	120	121	70-130	0.454	30
Chloramben	12	12	10	117	118	70-130	0.401	30
2,4-D (Dichlorophenoxyacetic acid)	10	9.7	10	100	97	70-130	2.93	30
2,4-DB	11	11	10	105	107	70-130	1.21	30
Dalapon	10	10	10	102	101	70-130	1.11	30
DCPA (mono & diacid)	10	10	10	101	101	70-130	0.129	30
Dicamba	9.7	9.6	10	97	96	70-130	0.740	30
3,5-Dichlorobenzoic Acid	9.7	9.6	10	97	96	70-130	0.684	30
Dichloroprop	9.7	9.5	10	97	95	70-130	2.19	30
Dinoseb (DNBP)	11	11	10	105	108	70-130	2.48	30
MCPA	110	110	100	113	111	70-130	2.44	30
MCPP	100	100	100	104	100	70-130	3.72	30
4-Nitrophenol	11	11	10	111	110	70-130	0.590	30
Pentachlorophenol (PCP)	9.5	9.5	10	95	95	70-130	0.764	30
Picloram	10	11	10	105	106	70-130	1.34	30
2,4,5-T (Trichlorophenoxy acetic acid)	10	10	10	102	102	70-130	0.574	30
2,4,5-TP (Silvex)	9.6	9.5	10	96	95	70-130	1.29	30
Surrogate Recovery								
DCAA	9.2	9.1	10	92	91	70-130	0.781	30

McCampbell Analytical, Inc.
"When Quality Counts"

1534 Willow Pass Road, Pittsburg, CA 94565-1701
Toll Free Telephone: (877) 252-9262 / Fax: (925) 252-9269
http://www.mccampbell.com / E-mail: main@mccampbell.com

Quality Control Report

Client:	Enthalpy Analytical	**WorkOrder:**	2604097
Date Prepared:	04/08/2026	**BatchID:**	339277
Date Analyzed:	04/08/2026	**Extraction Method:**	RSK175
Instrument:	GC26	**Analytical Method:**	RSK175
Matrix:	Water	**Unit:**	µg/L
Project:	EO-556600	**Sample ID:**	MB/LCS/LCSD-339277

QC Summary Report for RSK175

Analyte	MB Result	MDL	RL			
Carbon Dioxide	ND	50	50	-	-	-

Analyte	LCS Result	LCSD Result	SPK Val	LCS %REC	LCSD %REC	LCS/LCSD Limits	RPD	RPD Limit
Carbon Dioxide	140	140	187.2	72	73	70-130	0.902	30

McCampbell Analytical, Inc.
"When Quality Counts"

1534 Willow Pass Road, Pittsburg, CA 94565-1701
Toll Free Telephone: (877) 252-9262 / Fax: (925) 252-9269
http://www.mccampbell.com / E-mail: main@mccampbell.com

Certified Analyte List

Client: Enthalpy Analytical **WorkOrder:** 2604097

Project: EO-556600

Analyte	Cert 1	Cert 2	Cert 3	Cert 4	Cert 5	Analytical Method	Matrix
2,4,5-T (Trichlorophenoxy acetic acid)	◉	◉	○	○	○	E8151A	Water
2,4,5-TP (Silvex)	◉	◉	○	○	○	E8151A	Water
2,4-D (Dichlorophenoxyacetic acid)	◉	◉	○	○	○	E8151A	Water
2,4-DB	◉	◉	○	○	○	E8151A	Water
3,5-Dichlorobenzoic Acid	○	◉	○	○	○	E8151A	Water
4-Nitrophenol	◉	◉	○	○	○	E8151A	Water
Acifluorfen	○	◉	○	○	○	E8151A	Water
Bentazon	○	◉	○	○	○	E8151A	Water
Chloramben	○	◉	○	○	○	E8151A	Water
Dalapon	◉	◉	○	○	○	E8151A	Water
DCPA (mono & diacid)	○	◉	○	○	○	E8151A	Water
Dicamba	◉	◉	○	○	○	E8151A	Water
Dichloroprop	◉	◉	○	○	○	E8151A	Water
Dinoseb (DNBP)	◉	◉	○	○	○	E8151A	Water
MCPA	◉	◉	○	○	○	E8151A	Water
MCPP	◉	◉	○	○	○	E8151A	Water
Pentachlorophenol (PCP)	◉	◉	○	○	○	E8151A	Water
Picloram	○	◉	○	○	○	E8151A	Water

Certifications

Cert 1	CA ELAP 1644
Cert 2	ORELAP (NELAP) 4033

The Certified Analyte Report lists the compounds for which MAI is accredited at the time of issuance. Although MAI holds multiple accreditations, methods with extensive compound lists may not be fully accredited due to state agency availability.

McCampbell Analytical, Inc.
1534 Willow Pass Rd
Pittsburg, CA 94565-1701
(925) 252-9262

CHAIN-OF-CUSTODY RECORD

WorkOrder: 2604097 **ClientCode: ENO** **QuoteID: 262776**

☐ WaterTrax ☐ CLIP ☐ EDF ☑ EQuIS ☑ Dry-Weight ☑ Email ☐ HardCopy ☐ ThirdParty ☐ J-flag
☑ Detection Summary ☑ **Excel** [A1_Standard _QC]

Report to:
David Tripp
Enthalpy Analytical
931 West Barkley Avenue
Orange, CA 92868
657-581-4710 FAX:

Email: david.tripp@enthalpy.com
cc/3rd Party: incomingreports@enthalpy.com;
PO: 096843
Project: EO-556600

Bill to:
Accounts Payable/Enthalpy SoCal
Montrose Environmental Group
PO Box 842165
Boston, MA 02284-2165
003EL_ap@montrose-env.com

Requested TAT: 5 days;

Date Received: **04/02/2026**
Date Logged: **04/02/2026**

Lab ID	ClientSampID	Matrix	Collection Date	Hold	Requested Tests (See legend below)											
					1	2	3	4	5	6	7	8	9	10	11	12
2604097-001	SOUTH BASIN - WESTERN INLET	Water	4/1/2026 00:10	☐	A	A	B									
2604097-002	SOUTH BASIN - EASTERN INLET	Water	4/1/2026 00:20	☐	A	A	B									

Test Legend:

1	8151_W	2	PRDisposal Fee	3	RSK175_CO2_W	4	
5		6		7		8	
9		10		11		12	

Project Manager: Jena Alfaro

Prepared by: Chyna Thomas

Comments:

NOTE: Soil samples are discarded 60 days after receipt unless other arrangements are made (Water samples are 30 days).
Hazardous samples will be returned to client or disposed of at client expense.

McCampbell Analytical, Inc.
"When Quality Counts"

1534 Willow Pass Road, Pittsburg, CA 94565-1701
Toll Free Telephone: (877) 252-9262 / Fax: (925) 252-9269
http://www.mccampbell.com / E-mail: main@mccampbell.com

WORK ORDER SUMMARY

Client Name: ENTHALPY ANALYTICAL
Client Contact: David Tripp
Contact's Email: david.tripp@enthalpy.com

Project: EO-556600
Comments

Work Order: 2604097
QC Level: LEVEL 2
Date Logged: 4/2/2026

☐ WaterTrax ☐ CLIP ☐ EDF ☑ Excel ☑ EQuIS ☑ Email ☐ HardCopy ☐ ThirdParty ☐ J-flag

LabID	ClientSampID	Matrix	Test Name	Cont./ Comp.	Bottle & Preservative	U**	Head Space	Dry-Weight	Collection Date & Time	TAT	Test Due Date	Sediment Content	Hold	Sub Out
001A	SOUTH BASIN - WESTERN INLET	Water	E8151A (Chlorinated Herbicides)	1	1LA Narrow Mouth, Unpres	☐	☐	☐	4/1/2026 0:10	5 days	4/9/2026	Present	☐	☐
001B	SOUTH BASIN - WESTERN INLET	Water	RSK175 (CO2)	2	VOA, Unpres	☐	☐	☐	4/1/2026 0:10	5 days	4/9/2026	Present	☐	☐
002A	SOUTH BASIN - EASTERN INLET	Water	E8151A (Chlorinated Herbicides)	1	1LA Narrow Mouth, Unpres	☐	☐	☐	4/1/2026 0:20	5 days	4/9/2026	Present	☐	☐
002B	SOUTH BASIN - EASTERN INLET	Water	RSK175 (CO2)	2	VOA, Unpres	☐	☐	☐	4/1/2026 0:20	5 days	4/9/2026	Present	☐	☐

NOTES: *** STLC and TCLP extractions require 2 days to complete; therefore, all TATs begin after the extraction is completed (i.e., One-day TAT yields results in 3 days from sample submission).**

- ISM prep requires 5 to 10 days to complete; therefore, all TATs begin after the extraction is completed (i.e., One-day TAT yields results in 6 to 11 days from sample submission). Due date listed on WO summary will not accurately reflect the time needed for sample preparation.

- Organic extracts are held for 40 days before disposal; Inorganic extract are held for 30 days.

- MAI assumes that all material present in the provided sampling container is considered part of the sample - MAI does not exclude any material from the sample prior to sample preparation unless requested in writing by the client.

U = An unpreserved container was received for a method that suggests a preservation in order to extend hold time for analysis.**

Cont./Comp. = Containers /Composites

ENTHALPY ANALYTICAL

931 West Barkley Ave
Orange, CA 92868
(714) 771-6900

2604097

Subcontract Laboratory:
McCampbell Analytical, Inc.
1534 Willow Pass Rd.
Pittsburg, CA 94565
ATTN: Quote ID: 262776
PO #: PO-096843

Enthalpy Order: EO-556600
PM: David Tripp
Email: david.tripp@enthalpy.com
CC: incomingreports@enthalpy.com
Phone: 657-581-4710

Results Due: 04/09/26
Report Level: II
Report To: MDL
EDDs: Standard Excel EDD

Notes:
CHIQUITA Stormwater - No dilutions please unless absolutely necessary due to matrix or other technically valid reason, requiring clear, technical explanation in your Case Narrative for client's regulator (CA-RWQCB). Hold time rush, please, if necessary.

Sample ID	Collected	Lab ID	# Cont.	Matrix	Analysis Requested	Comment
SOUTH BASIN - WESTERN INLET	01-APR-2026 00:10	556600-001	1	Water	EPA 8151A Chlorinated Herbicides	
			2	Water	RSK-175 CO2	
SOUTH BASIN - EASTERN INLET	01-APR-2026 00:20	556600-002	1	Water	EPA 8151A Chlorinated Herbicides	
			2	Water	RSK-175 CO2	

Notes:	Relinquished By:	Received By:
	[signature]	Fedex
	Date: 4.1.26 15:05	Date:
	Fedex	[signature]
	Date:	Date: 4/2/26 0935
	Date:	Date:

1.9 WPT 1R4G

McCampbell Analytical, Inc.
"When Quality Counts"

1534 Willow Pass Road, Pittsburg, CA 94565-1701
Toll Free Telephone: (877) 252-9262 / Fax: (925) 252-9269
http://www.mccampbell.com / E-mail: main@mccampbell.com

Sample Receipt Checklist

Client Name:	**Enthalpy Analytical**	Date and Time Received:	**4/2/2026 09:35**
Project:	**EO-556600**	Date Logged:	**4/2/2026**
		Received by:	Chyna Thomas
WorkOrder №:	**2604097** Matrix: Water	Logged by:	Chyna Thomas
Carrier:	FedEx		

Chain of Custody (COC) Information

Chain of custody present?	Yes ☑	No ☐	
Chain of custody signed when relinquished and received?	Yes ☑	No ☐	
Chain of custody agrees with sample labels?	Yes ☑	No ☐	
Sample IDs noted by Client on COC?	Yes ☑	No ☐	
Date and Time of collection noted by Client on COC?	Yes ☑	No ☐	
Sampler's name noted on COC?	Yes ☑	No ☐	
COC agrees with Quote?	Yes ☑	No ☐	NA ☐
COC quote is active?	Yes ☑	No ☐	NA ☐

Sample Receipt Information

Custody seals intact on shipping container/cooler?	Yes ☑	No ☐	NA ☐
Custody seals intact on sample bottles?	Yes ☐	No ☐	NA ☑
Shipping container/cooler in good condition?	Yes ☑	No ☐	
Samples in proper containers/bottles?	Yes ☑	No ☐	
Sample containers intact?	Yes ☑	No ☐	
Sufficient sample volume for indicated test?	Yes ☑	No ☐	

Sample Preservation and Hold Time (HT) Information

All samples received within holding time?	Yes ☑	No ☐	NA ☐
Samples Received on Ice?	Yes ☑	No ☐	
(Ice Type: WET ICE)			
Sample/Temp Blank temperature	Temp: 1.9°C		NA ☐
ZHS conditional analyses: VOA meets zero headspace requirement (VOCs, TPHg/BTEX, RSK)?	Yes ☐	No ☐	NA ☑
Sample labels checked for correct preservation?	Yes ☑	No ☐	
pH acceptable upon receipt (Metal: <2)?	Yes ☐	No ☐	NA ☑

UCMR Samples:

pH tested and acceptable upon receipt (200.7: ≤2; 533: 6 - 8; 537.1: 6 - 8)?	Yes ☐	No ☐	NA ☑
Free Chlorine tested and acceptable upon receipt (<0.1mg/L) [not applicable to 200.7]?	Yes ☐	No ☐	NA ☑

Comments:

Laboratory Job Number 556600

Subcontracted Products

Onterris Laboratories - El Dorado Hills

April 24, 2026

Onterris - El Dorado Hills
Work Order No. 2604040

Mr. David Tripp
Onterris Laboratories - Orange
931 W. Barkley Avenue
Orange, CA 92868

Dear Mr. Tripp,

Enclosed are the results for the sample set received at Onterris - EDH on April 03, 2026 under your Project Name 'EO-556600'.

Onterris- EDH is committed to serving you effectively. If you require additional information, please contact me at 916-673-1520 or by email at mark.rein@onterris.com.

Thank you for choosing Onterris - EDH as part of your analytical support team.

Sincerely,



Mark Rein
Project Manager

Onterris - EDH certifies that the report herein meets all the requirements set forth by NELAP for those applicable test methods. Results relate only to the samples as received by the laboratory. This report should not be reproduced except in full without the written approval of Onterris -EDH .

Onterris - EDH Work Order No. 2604040
Case Narrative

Sample Condition on Receipt:

Two water samples were received and stored securely in accordance with Onterris - EDH standard operating procedures and EPA methodology. The samples were received in good condition and within the method temperature requirements.

Analytical Notes:

EPA Method 8290A

The samples were extracted and analyzed for 2,3,7,8-TCDD by EPA Method 8290A using a ZB-DIOXIN GC column.

Holding Times

The method holding time criteria were met for these samples.

Quality Control

The Initial Calibration and Continuing Calibration Verifications met the method acceptance criteria.

A Method Blank and Ongoing Precision and Recovery (OPR) sample were extracted and analyzed with the preparation batch. No analytes were detected above the sample quantitation limits in the Method Blank. The OPR recoveries were within the method acceptance criteria.

Labeled standard recoveries for all QC and field samples were within method acceptance criteria.

TABLE OF CONTENTS

Case Narrative..... 1

Table of Contents..... 3

Sample Inventory..... 4

Analytical Results..... 5

Qualifiers..... 10

Certifications..... 11

Sample Receipt..... 12

Sample Inventory Report

Sample ID	Client Sample ID	Sampled	Received	Components/Containers
2604040-01	SOUTH BASIN - WESTERN INLET	01-Apr-26 00:10	03-Apr-26 11:25	Amber Glass NM Bottle, 1L
2604040-02	SOUTH BASIN - EASTERN INLET	01-Apr-26 00:20	03-Apr-26 11:25	Amber Glass NM Bottle, 1L

ANALYTICAL RESULTS

Sample ID: Method Blank

EPA Method 8290A

Client Data

Name: Onterris Laboratories - Orange
Project: EO-556600
Matrix: Aqueous

Laboratory Data

Lab Sample: B26D196-BLK1
QC Batch: B26D196
Sample Size: 1.00 L
Date Extracted: 17-Apr-26
Column: ZB-DIOXIN

Analyte	Conc. (pg/L)	MDL	RL	Qualifiers	Analyzed	Dilution
2,3,7,8-TCDD	ND	1.78	5.00		19-Apr-26 09:10	1

Labeled Standards	Type	% Recovery	Limits	Qualifiers	Analyzed	Dilution
13C-2,3,7,8-TCDD	IS	76.5	40 - 135		19-Apr-26 09:10	1
37Cl-2,3,7,8-TCDD	CRS	87.0	40 - 135		19-Apr-26 09:10	1

MDL - Method Detection Limit
RL - Reporting limit

Results reported to MDL.

Sample ID: OPR

EPA Method 8290A

Client Data

Name: Onterris Laboratories - Orange
Project: EO-556600
Matrix: Aqueous

Laboratory Data

Lab Sample: B26D196-BS1
QC Batch: B26D196
Sample Size: 1.00 L
Date Extracted: 17-Apr-26 04:45
Column: ZB-DIOXIN

Analyte	Amt Found (pg/L)	Spike Amt	% Recovery	Limits	Qualifiers	Analyzed	Dilution
2,3,7,8-TCDD	243	200	121	70-130		19-Apr-26 05:15	1

Labeled Standards	Type	% Recovery	Limits	Qualifiers	Analyzed	Dilution
13C-2,3,7,8-TCDD	IS	86.8	40-135		19-Apr-26 05:15	1
37Cl-2,3,7,8-TCDD	CRS	93.7	40-135		19-Apr-26 05:15	1

Sample ID: SOUTH BASIN - WESTERN INLET

EPA Method 8290A

Client Data

Name:	Onterris Laboratories - Orange
Project:	EO-556600
Matrix:	Water
Date Collected:	01-Apr-26 00:10

Laboratory Data

Lab Sample:	2604040-01	Date Received:	03-Apr-26 11:25
QC Batch:	B26D196	Date Extracted:	17-Apr-26
Sample Size:	0.501 L	Column:	ZB-DIOXIN

Analyte	Conc. (pg/L)	MDL	RL	Qualifiers	Analyzed	Dilution
2,3,7,8-TCDD	ND	3.55	9.98		19-Apr-26 12:19	1

Labeled Standards	Type	% Recovery	Limits	Qualifiers	Analyzed	Dilution
13C-2,3,7,8-TCDD	IS	80.0	40 - 135		19-Apr-26 12:19	1
37Cl-2,3,7,8-TCDD	CRS	91.3	40 - 135		19-Apr-26 12:19	1

MDL - Method Detection Limit
RL - Reporting limit

Results reported to MDL.

Sample ID: SOUTH BASIN - EASTERN INLET

EPA Method 8290A

Client Data

Name: Onterris Laboratories - Orange
Project: EO-556600
Matrix: Water
Date Collected: 01-Apr-26 00:20

Laboratory Data

Lab Sample: 2604040-02
QC Batch: B26D196
Sample Size: 0.502 L
Date Received: 03-Apr-26 11:25
Date Extracted: 17-Apr-26
Column: ZB-DIOXIN

Analyte	Conc. (pg/L)	MDL	RL	Qualifiers	Analyzed	Dilution
2,3,7,8-TCDD	ND	3.55	9.96		19-Apr-26 13:06	1

Labeled Standards	Type	% Recovery	Limits	Qualifiers	Analyzed	Dilution
13C-2,3,7,8-TCDD	IS	60.2	40 - 135		19-Apr-26 13:06	1
37Cl-2,3,7,8-TCDD	CRS	94.2	40 - 135		19-Apr-26 13:06	1

MDL - Method Detection Limit
RL - Reporting limit

Results reported to MDL.

DATA QUALIFIERS & ABBREVIATIONS

B	Compound was also detected in the method blank
Conc.	Concentration
CRS	Cleanup Recovery Standard
D	Dilution
DL	Detection Limit
E	Concentration exceeded the calibration range
EDL	Estimated Detection Limit
EMPC	Estimated Maximum Possible Concentration
H	Recovery and/or RPD was outside laboratory acceptance limits
I	Chemical Interference
IS	Internal Standard
J	Estimated Concentration below the Reporting Limit/LOQ
LOD	Limit of Detection
LOQ	Limit of Quantitation
MDL	Method Detection Limit
NA	Not Applicable
ND	Not Detected
OPR	Ongoing Precision and Recovery sample
P	Concentration may include contribution from chlorinated diphenyl ether(s).
Q	Ion transition ratio is outside of the acceptance criteria.
RL	Reporting Limit (MRL)
TEQ	Toxic Equivalency, sum of the toxic equivalency factors (TEF) multiplied by the sample concentrations.
TEQMax	TEQ calculated using the detection limit as the concentration for non-detects
TEQMin	TEQ calculated using zero as the concentration for non-detects
TEQRisk	TEQ calculated using ½ the detection limit as the concentration for non-detects
U	Not Detected (specific projects only)
*	See Cover Letter

Unless otherwise noted, solid sample results are reported in dry weight. Tissue samples are reported in wet weight.

Onterris - EDH Certifications

Accrediting Authority	Certificate Number
Alaska Department of Environmental Conservation	17-013
California Department of Health - ELAP	2892
DoD ELAP - A2LA Accredited - ISO/IEC 17025	3091.01
Florida Department of Health	E87777
Louisiana Department of Environmental Quality	01977
Maine Department of Health	2020018
Michigan Department of Environmental Quality	9932
Minnesota Department of Health	2211390
Nevada Division of Environmental Protection	CA00413
New Hampshire Environmental Accreditation Program	207721
New Jersey Department of Environmental Protection	CA003
New York Department of Health	11411
Ohio Environmental Protection Agency	87778
Oregon Laboratory Accreditation Program	4042-021
Texas Commission on Environmental Quality	T104704189-22-13
Vermont Department of Health	VT-4042
Virgnia Department of General Services	11276
Washington Department of Ecology	C584
Wisconsin Department of Natural Resources	998036160

Current certificates and lists of licensed parameters can be found at Onterris.com/Resources/Accreditations

2604040 2.6°C

ENTHALPY ANALYTICAL
931 West Barkley Ave
Orange, CA 92868
(714) 771-6900

Subcontract Laboratory:
Enthalpy - El Dorado Hills
1104 Windfield Way
El Dorado Hills, CA 95762
ATTN: Mark Rein
PO #: Required, to be sent via email

Enthalpy Order: EO-556600
PM: David Tripp
Email: david.tripp@enthalpy.com
CC: incomingreports@enthalpy.com
Phone: 657-581-4710

Results Due: Standard TAT (15wd TAT)
Report Level: II
Report To: MDL
EDDs: BLDR:Enthalpy (the normal EDD you send to Orange)

Notes:
CHIQUITA Stormwater - 15wd TAT or less if at all possible. No decanting. No dilutions unless absolutely necessary due to matrix or other technically valid reason.

Sample ID	Collected	Lab ID	# Cont.	Matrix	Analysis Requested	Comment
SOUTH BASIN - WESTERN INLET	01-APR-2026 00:10	556600-001	1	Water	EPA 8290 - 2,3,7,8-TCDD Only	
SOUTH BASIN - EASTERN INLET	01-APR-2026 00:20	556600-002	1	Water	EPA 8290 - 2,3,7,8-TCDD Only	

Notes:	Relinquished By:	Received By:
	[signature]	[signature]
	Date: 4-1-26 16:48	Date: 04/03/26 11:25
	Date:	Date:
	Date:	Date:

CoC/Label Reconciliation Report WO# 2604040

LabNumber	CoC Sample ID		SampleAlias	Sample Date/Time		Container	BaseMatrix	Sample Comments
2604040-01	A SOUTH BASIN - WESTERN INLET	☑ (A) (C)	556600-001	01-Apr-26 00:10	☑	Amber Glass NM Bottle, 1L	Aqueous	
2604040-02	A SOUTH BASIN - EASTERN INLET	☑	556600-002	01-Apr-26 00:20	☑ (B)	Amber Glass NM Bottle, 1L	Aqueous	

Checkmarks indicate that information on the COC reconciled with the sample label.
Any discrepancies are noted in the following columns.

CONDITION	Yes	No	NA
Sample Container Intact?	✓		
Sample Container(s) Custody Seals Intact?			✓
Custody Seals On Cooler Intact?			✓
Adequate Sample Volume?	✓		
Container Type Appropriate for Analysis(es)?	✓		

Comments: (A) No back up volume
(B) Used barcode label to reconcile time, white label has time listed as 1220
(C) Sample contains ~5% particulate

Preservation Documented: Na2S2O3 Trizma NH4CH3CO2 (None) Other

Verifed by/Date: JTT 04/03/26
XAO 04/03/26.

Onterris
931 West Barkley Ave
Orange, CA 92868
(714) 771-6900

onterris.com

Lab Job Number : 556785
Report Level : II
Report Date : 04/27/2026

Analytical Report *prepared for:*

Matt Breuer
Waste Connections
Chiquita Canyon Landfill
29201 Henry Mayo Drive
Castaic, CA 91384

Project: CCLF STORMWATER - Chiquita Canyon Stormwater

Authorized for release by:

David Tripp, Senior Project Manager
657-581-4710
david.tripp@onterris.com

This data package has been reviewed for technical correctness and completeness. Release of this data has been authorized by the Laboratory Manager or the Manager's designee, as verified by the above signature which applies to this PDF file as well as any associated electronic data deliverable files. The results contained in this report meet all requirements of NELAP and pertain only to those samples which were submitted for analysis. This report may be reproduced only in its entirety.

CA ELAP# 1338, CA ELAP #1338-S1, NELAP# 4038, SCAQMD LAP# 18LA0518, LACSD ID# 10105, ORELAP# 4197

Sample Summary

Matt Breuer Waste Connections Chiquita Canyon Landfill 29201 Henry Mayo Drive Castaic, CA 91384		Lab Job #: Project No: Location: Date Received:	556785 CCLF STORMWATER Chiquita Canyon Stormwater 04/02/26

Sample ID	Lab ID	Collected	Matrix
CCLSB01260402	556785-001	04/02/26 11:50	Water
CCLSB02260402 - HOLD	556785-002	04/02/26 13:30	Water
CCLSB03260402	556785-003	04/02/26 14:15	Water
CCLSB04260402 - HOLD	556785-004	04/02/26 15:50	Water

Case Narrative

Waste Connections Chiquita Canyon Landfill 29201 Henry Mayo Drive Castaic, CA 91384 Matt Breuer	Lab Job Number: 556785 Project No: CCLF STORMWATER Location: Chiquita Canyon Stormwater Date Received: 04/02/26

- This data package contains sample and QC results for two water samples, requested for the above referenced project on 04/03/26. The samples were received in good condition.
- DILUTIONS: Dilutions in this report were performed solely for the purpose of reporting target analytes within method calibration ranges - except where otherwise noted below or in Sub-Lab Case Narrative(s).
- EPA 1664A, EPA 200.7, EPA 200.8, EPA 245.1, EPA 300.0, EPA 350.1, EPA 420.1, EPA 625.1, EPA 8081A, EPA 8082, EPA 8270C-SIM, EPA 8270E, SM 4500-CN-E, SM 4500-S2-D, SM 5310B, SM 9221B, SM 9221F, SM2130B, SM2320B, SM2510B, SM2540C, SM2540D, SM5210B, and SM5220D analyses were performed at 931 West Barkley Ave, Orange, CA, 92868.
- EPA 8260B analysis was performed at 2532 E Cerritos Ave., Anaheim, CA, 92806.

Volatile Organics by GC/MS (EPA 8260B):

- CCLSB01260402 (lab # 556785-001) and CCLSB03260402 (lab # 556785-003) had pH greater than 2.
- No other analytical problems were encountered.

Semivolatile Organics by GC/MS (EPA 8270E):

No analytical problems were encountered.

Semivolatile Organics by GC/MS (EPA 625.1):

- Low surrogate recoveries were observed for 2-fluorophenol in CCLSB01260402 (lab # 556785-001) and the method blank/BS for batch 399746.
- Low surrogate recoveries were observed for phenol-d6 in CCLSB01260402 (lab # 556785-001), the method blank/BS/BSD for batch 399746, and the method blank/BS/BSD for batch 400310.
- Low surrogate recovery was observed for 2,4,6-tribromophenol in the method blank for batch 399746.
- Low surrogate recovery was observed for terphenyl-d14 in CCLSB01260402 (lab # 556785-001).
- No other analytical problems were encountered.

Semivolatile Organics by GC/MS SIM (EPA 8270C-SIM):

No analytical problems were encountered.

Pesticides (EPA 8081A):

No analytical problems were encountered.

Total Organic Carbon by IR (SM 5310B):

- High recovery was observed for total organic carbon in the MS for batch 399758; the parent sample was not a project sample, the LCS was within limits, and the associated RPD was within limits.
- No other analytical problems were encountered.

PCBs (EPA 8082):

No analytical problems were encountered.

Metals (EPA 200.7, EPA 200.8, and EPA 245.1):

- High responses were observed for lead and thallium in the CCV analyzed 04/03/26 12:39; these analytes were not detected at or above the RL in the associated samples, and affected data was qualified with "b".
- Selenium was detected between the MDL and the RL in the method blank for batch 399766; this analyte was not detected in samples at or above the RL.
- No other analytical problems were encountered.

Ion Chromatography (EPA 300.0):

- High recoveries were observed for a number of analytes in the MS of CCLSB01260402 (lab # 556785-001); the LCS was within limits, and the associated RPDs were within limits.
- Responses exceeding the instrument's linear range were observed for chloride and sulfate in the MS/MSD for batch 399721 and the MS/MSD of CCLSB01260402 (lab # 556785-001); affected data was qualified with "E".
- No other analytical problems were encountered.

Conductivity (SM2510B):
No analytical problems were encountered.

Total Oil & Grease (HEM) (EPA 1664A):

- Matrix spikes were not performed for this analysis due to insufficient sample volume.
- No analytical problems were encountered.

Total Phenolics (EPA 420.1):
No analytical problems were encountered.

Alkalinity (SM2320B):
No analytical problems were encountered.

Sulfide (SM 4500-S2-D):
No analytical problems were encountered.

Total Dissolved Solids (TDS) (SM2540C):
No analytical problems were encountered.

Total Suspended Solids (TSS) (SM2540D):

- High RPD was observed for total suspended solids in the SDUP for batch 399818; the parent sample was not a project sample.
- No other analytical problems were encountered.

Chemical Oxygen Demand (SM5220D):
No analytical problems were encountered.

Biochemical Oxygen Demand (SM5210B):
No analytical problems were encountered.

Turbidity (SM2130B):
No analytical problems were encountered.

Cyanide - Semi-Automated Method (SM 4500-CN-E and SM 4500-CN-E):
No analytical problems were encountered.

Coliform - 9221 Tests (SM 9221B and SM 9221F):
No analytical problems were encountered.

Ammonia and TKN- Semi-Automated Method (SM 4500-NH3-G):
No analytical problems were encountered.

Organophosphorus Pesticides (EPA 8141A):
Pace Laboratories in Bakersfield, CA performed the analysis (see sublab report section for certifications). Please see the Pace Laboratories case narrative.

8151A Chlorinated Herbicides (EPA 8151A):
McCampbell Analytical, Inc. in Pittsburg, CA performed the analysis (NELAP certified). Please see the McCampbell Analytical, Inc. case narrative.

RSK-175 CO2 (RSK-175):
McCampbell Analytical, Inc. in Pittsburg, CA performed the analysis (see sublab report section for certifications). Please see the McCampbell Analytical, Inc. case narrative.

Dioxins & Furans (EPA 8290):
Enthalpy - El Dorado Hills in El Dorado Hills, CA performed the analysis (see sublab report section for certifications). Please see the Enthalpy - El Dorado Hills case narrative.

ENTHALPY ANALYTICAL

Chain of Custody Record

Lab No: 556785

Page: 1 of 3

Turn Around Time (rush by advanced notice only)

Standard:		5 Day:		3 Day:	
2 Day:		1 Day:	X	Custom TAT:	

Enthalpy Analytical - Orange

931 W. Barkley Avenue, Orange, CA 92868

Phone 714-771-6900

Matrix: A = Air S = Soil/Solid W = Water DW = Drinking Wate SD = Sediment PP = Pure Product SEA = Sea Water SW = Swab T = Tissue WP = Wipe O = Other

Preservatives: 1 = $Na_2S_2O_3$ 2 = HCl 3 = HNO_3 4 = H_2SO_4 5 = NaOH 6 = Other

Sample Receipt Temp: (lab use only)

CUSTOMER INFORMATION		PROJECT INFORMATION	
Company:	Chiquita Canyon, LLC	Name:	Stormwater Outlet
Report To:	Matt Breuer	Number:	
Email:	matthew.breuer@wasteconnection	P.O. #:	
Address:	29201 Henry Mayo Drive	Address:	29201 Henry Mayo Drive
	Castaic, CA 91384		Castaic, CA 91384
Phone:	682-559-3880	Global ID:	
Fax:		Sampled By:	CH, GA, ST

	Sample ID	Sampling Date	Sampling Time	Matrix	Container No. / Size	Pres.	200.7/200.8 Metals (see comments)	245.1 Mercury	4500-CN-E Cyanide	8081 Pesticides / 8082 PCBs	8141 Organophosphorous Pesticides	8151 Herbicides	8260 VOCs	8260 Acrolein/Acrylonitrile	8270C	8290 2,3,7,8-TCDD	Test Instructions / Comments
1	CCLSB01260402	04/02/26	1150	W	31	1,2,4,6	X	X	X	X	X	X	X	X	X	X	Temp: 23.1°C, pH 8.77, split sample
2	CCLSB02260402	04/02/26	1330	W	31	1,2,4,6	X	X	X	X	X	X	X	X	X	X	Temp: 23.6°C, pH 8.90, split sample
3	CCLSB03260402	04/02/26	1415	W	31	1,2,4,6	X	X	X	X	X	X	X	X	X	X	Temp: 24.0°C, pH 8.74, split sample
4	CCLSB04260402	04/02/26	1550	W	31	1,2,4,6	X	X	X	X	X	X	X	X	X	X	Temp: 23.3°C, pH 8.81, split sample
5																	
6																	IR10
7																	4.3/4.5 3.2/3.4
8																	7.5/7.7 5.5/5.7
9																	4.4/4.6 5.1/5.3
10																	5.6/5.8 4.9/5.1

Analysis Request

Additional email recipients:
matt.breuer@wasteconnections.com
stormwater@wasteconnections.com
tmb@swteng.com
aav@swteng.com

Direct invoices to:
Maribel Bolanos
(661) 257-3665

	Signature	Print Name	Company / Title	Date / Time
1 Relinquished By:		Caleb Hercyk	CTEH	4/2/2026 1933
1 Received By:		Michael Krynka	EA	4/2/26 1933
2 Relinquished By:				
2 Received By:				
3 Relinquished By:				
3 Received By:				

Login 556785

ENTHALPY ANALYTICAL

Chain of Custody Record

Lab No: 556785

Page: 2 of 3

Turn Around Time (rush by advanced notice only)

Standard:		5 Day:		3 Day:	
2 Day:		1 Day:	X	Custom TAT:	

Enthalpy Analytical - Orange

931 W. Barkley Avenue, Orange, CA 92868

Phone 714-771-6900

Matrix: A = Air S = Soil/Solid W = Water DW = Drinking Wate SD = Sediment PP = Pure Product SEA = Sea Water SW = Swab T = Tissue WP = Wipe O = Other

Preservatives: 1 = $Na_2S_2O_3$ 2 = HCl 3 = HNO_3 4 = H_2SO_4 5 = NaOH 6 = Other

Sample Receipt Temp: (lab use only)

CUSTOMER INFORMATION		PROJECT INFORMATION	
Company:	Chiquita Canyon, LLC	Name:	Stormwater Outlet
Report To:	Matt Breuer	Number:	
Email:	matthew.breuer@wasteconnection	P.O. #:	
Address:	29201 Henry Mayo Drive	Address:	29201 Henry Mayo Drive
	Castaic, CA 91384		Castaic, CA 91384
Phone:	682-559-3880	Global ID:	
Fax:		Sampled By:	CH, GA, ST

	Sample ID	Sampling Date	Sampling Time	Matrix	Container No. / Size	Pres.	SM4500-S2-D Total Sulfide	420.1 Total Phenolics	1664A Oil and Grease	9221B Tota Coliform	9221F E. Coli	300.0 Cl, Br, Fl, NO3, NO2, SO4	2540D TSS	5310B TOC	8270 SIM 1,4-Dioxane	SM2320B Alkalinity	Test Instructions / Comments
1	CCLSB01260402	04/02/26	1150	W	31	1,2,4,6	X	X	X	X	X	X	X	X	X	X	Temp: 23.1°C, pH 8.77, split sample
2	CCLSB02260402	04/02/26	1330	W	31	1,2,4,6	X	X	X	X	X	X	X	X	X	X	Temp: 23.6°C, pH 8.90, split sample
3	CCLSB03260402	04/02/26	1415	W	31	1,2,4,6	X	X	X	X	X	X	X	X	X	X	Temp: 24.0°C, pH 8.74, split sample
4	CCLSB04260402	04/02/26	1550	W	31	1,2,4,6	X	X	X	X	X	X	X	X	X	X	Temp: 23.3°C, pH 8.81, split sample
5																	
6																	
7																	
8																	
9																	
10																	

Additional email recipients:
matt.breuer@wasteconnections.com
stormwater@wasteconnections.com
tmb@swteng.com
aav@swteng.com

Direct invoices to:
Maribel Bolanos
(661) 257-3665

	Signature	Print Name	Company / Title	Date / Time
[1] Relinquished By:		Caleb Henry	CTGH	4/2/2026 1933
[1] Received By:		Michael Kramer	EA	4/2/26 1933
[2] Relinquished By:				
[2] Received By:				
[3] Relinquished By:				
[3] Received By:				

ENTHALPY ANALYTICAL

Chain of Custody Record

Lab No: 556785

Page: 3 of 3

Turn Around Time (rush by advanced notice only)

Standard:		5 Day:		3 Day:	
2 Day:		1 Day:	X	Custom TAT:	

Enthalpy Analytical - Orange

931 W. Barkley Avenue, Orange, CA 92868

Phone 714-771-6900

Matrix: A = Air S = Soil/Solid W = Water DW = Drinking Wate SD = Sediment PP = Pure Product SEA = Sea Water SW = Swab T = Tissue WP = Wipe O = Other

Preservatives: 1 = $Na_2S_2O_3$ 2 = HCl 3 = HNO_3 4 = H_2SO_4 5 = NaOH 6 = Other

Sample Receipt Temp: (lab use only)

CUSTOMER INFORMATION		PROJECT INFORMATION	
Company:	Chiquita Canyon, LLC	Name:	Stormwater Outlet
Report To:	Matt Breuer	Number:	
Email:	matthew.breuer@wasteconnectior	P.O. #:	
Address:	29201 Henry Mayo Drive	Address:	29201 Henry Mayo Drive
	Castaic, CA 91384		Castaic, CA 91384
Phone:	682-559-3880	Global ID:	
Fax:		Sampled By:	CH, GA, ST

	Sample ID	Sampling Date	Sampling Time	Matrix	Container No. / Size	Pres.	SM5220D Chemical Oxygen Demand	SM2510B Specific Conductance	RSK-175 Carbon Dioxide	2540E TDS	SM2130B Turbidity	350.1 Ammonia	625.1 - See Comments	625.1 Alpha-Terpineol	SM5210B BOD		Test Instructions / Comments
1	CCLSB01260402	04/02/26	1150	W	31	1,2,4,6	X	X	X	X	X	X	X	X	X	X	Temp: 23.1°C, pH 8.77, split sample
2	CCLSB02260402	04/02/26	1330	W	31	1,2,4,6	X	X	X	X	X	X	X	X	X	X	Temp: 23.6°C, pH 8.90, split sample
3	CCLSB03260402	04/02/26	1415	W	31	1,2,4,6	X	X	X	X	X	X	X	X	X	X	Temp: 24.0°C, pH 8.74, split sample
4	CCLSB04260402	04/02/26	1550	W	31	1,2,4,6	X	X	X	X	X	X	X	X	X	X	Temp: 23.3°C, pH 8.81, split sample
5																	
6																	
7																	
8																	
9																	
10																	

Analysis Request

SM5220D Chemical Oxygen Demand; SM2510B Specific Conductance; RSK-175 Carbon Dioxide; 2540E TDS; SM2130B Turbidity; 350.1 Ammonia; 625.1 - See Comments; 625.1 Alpha-Terpineol; SM5210B BOD

Test Instructions / Comments

625.1 - Benzoic Acid, Pyridine, Phenol, 2-methylphenol, 3,4-methylphenol, Cresol, Naphthalene, alpha-terpineol

Additional email recipients:
matt.breuer@wasteconnections.com
stormwater@wasteconnections.com
tmb@swteng.com
aav@swteng.com

Direct invoices to:
Maribel Bolanos
(661) 257-3665

	Signature	Print Name	Company / Title	Date / Time
[1] Relinquished By:		Caleb Hercyk	CTEH	4/2/2026 1933
[1] Received By:		Michael Krynen	EA	4/2/26 1933
[2] Relinquished By:				
[2] Received By:				
[3] Relinquished By:				
[3] Received By:				

SAMPLE RECEIPT CHECKLIST

Section 1: General Info

Date Received: 4/2/26 WO# 556785 Client: Waste Connections

Section 2: Shipping / Custody **Are custody seals present?** ☐ Yes ☒ No

Custody seals intact on arrival? ■ N/A ☐ Yes ☐ No ☐ On cooler / box ☐ On samples

☐ Courier ■ Walk-In ☐ Field Sampling ☐ Shipping Info: _____

Section 3a: Condition / Packaging ☐ **Outside 0.0 - 6.0°C (0.0 - 10.0°C for microbiology) (PM notified)**

Date Opened 4/2/26 By (initials) MSK Type of ice used: ■ Wet ☐ Blue/Gel ☐ None

☐ Samples received on ice directly from the field; cooling process had begun. (if checked, skip temperatures)

☐ Sample matrix doesn't require cooling (e.g. air, bulk PCB). (if checked, skip temperatures)

If no cooler: Observed/Adjusted Temp (°C): _____ / _____ Thermometer/IR Gun: IR10 CF: +0.2

Cooler Temp (°C) #1: 4.3 / 4.5 #2: 3.5 / 3.7 #3: 4.4 / 4.6 #4: 5.6 / 5.8 #5: 3.2 / 3.4 #6: 5.5 / 5.7 *

Section 3b: Microbiology Samples ☐ **No microbiology samples submitted (skip 3b)**

■ Within temp range 0.0 - 10.0°C or received on ice directly from field.

■ Adequate headspace for microbiology analysis.

Section 3c: Air Samples ■ **No air samples submitted (skip 3c)**

☐ 1.4L Canisters ☐ 6L Canisters ☐ Tedlar Bags ☐ MCE Cassettes ☐ Sorbent Tubes ☐ Other _____

Section 4: Containers / Labels / Samples	YES	NO	N/A
1) Were custody papers present, filled properly, and legible?	X		
2) Is the sampler's name present on the CoC?	X		
3) Were containers received in good condition (unbroken / unopened / uncompromised)?	X		
4) Were the samples bagged? (required for microbiology samples; recommended for soil samples)	X		
5) Were all of, and only, the correct samples received?	X		
6) Are sample labels present, legible, and in agreement with the CoC?		X	
7) Does the container count match the CoC?	X		
8) Was sufficient sample volume / mass received for the analyses requested?	X		
9) Were samples received in proper containers for the analyses requested?	X		
10) Were samples received with > 1/2 holding time remaining?		X	
11) Are samples properly preserved as indicated by CoC / labels?	X		
12) Unpreserved VOAs received - If necessary, was the hold time changed in LIMS?			X
13) Are VOA vials free from headspace/bubbles > 6mm?	X		

Section 5: Explanations / Comments

(If no comments are made, then no discrepancies noted.)

4.6: Sample -002: 2 of 3 vials with HCl do not have labels; were received in bubble wrap with the 1 of 3 vial that did have a label.

4.10: Sample -001 received with 17 minutes of hold time remaining.

* Cooler Temp. (°C) continued: #7: 5.1/5.3 #8: 4.9/5.1

☐ **No additional discrepancies**

Date Logged 4/2/26 **By (print)** ABD **(sign)** AdaJ

Date Labeled 4/2/26 **By (print)** AGR/MSK **(sign)** AdaJ for AGR/MSK

Outlook

Fw: [External] - South Basin Stormwater Split Samples - 4/2

From David Tripp <david.tripp@enthalpy.com>

Date Thu 4/2/2026 7:36 PM

To Sample Receiving Group Orange <srloginorange@enthalpy.com>; 003-Metals <s003_metals@montrose-env.com>; 003-Chemistry <s003_chemistry@montrose-env.com>; 003-Volatiles <s003_volatiles@montrose-env.com>; 003-Semivolatiles <s003_semivolatiles@montrose-env.com>; 003 IC <s003_ic@montrose-env.com>; 003-Microbiology <s003_microbiology@montrose-env.com>

Cc cteh-chiquita <cteh-chiquita@enthalpy.com>; 003 QA <s003_qa@montrose-env.com>

UPDATE!!

Per client request, please HOLD CCLSB02260402 and CCLSB04260402.

SR - please scan this email with the COC.

Thanks!

David Tripp
Senior Project Manager
Enthalpy Analytical
Orange, CA | US Pacific Time
657-581-4710
david.tripp@enthalpy.com | enthalpy.com
Terms & Conditions

From: Matt Tuggle <mtuggle@cteh.com>
Sent: Thursday, April 2, 2026 7:20 PM
To: David Tripp <david.tripp@enthalpy.com>
Cc: chercyk@cteh.com <chercyk@cteh.com>; Kyle Lapic <kylapic@montrose-env.com>; Sohini Bagchi <sbagchi@montrose-env.com>
Subject: RE: [External] - South Basin Stormwater Split Samples - 4/2

EXTERNAL EMAIL - This email was sent by a person from outside your organization. Exercise caution when clicking links, opening attachments or taking further action, before validating its authenticity.

Dave,

We've been requested to analyze only samples CCLSB01260402 and CCLSB03260402.

Hold CCLSB02260402 and CCLSB04260402.

Thanks!
Matt

Matt Tuggle
CTEH, LLC
US Mobile: 979.229.5300
mtuggle@cteh.com | www.cteh.com

From: David Tripp <david.tripp@enthalpy.com>
Sent: Thursday, April 2, 2026 8:41 PM
To: Matt Tuggle <mtuggle@cteh.com>
Cc: Caleb Hercyk <chercyk@cteh.com>; Kyle Lapic <kylapic@montrose-env.com>; Sohini Bagchi <sbagchi@montrose-env.com>
Subject: Re: [External] - South Basin Stormwater Split Samples - 4/2

EXTERNAL EMAIL - This email was sent by a person from outside your organization. Exercise caution when clicking links, opening attachments or taking further action, before validating its authenticity.

Very nice. Thank you, Matt.

Thanks!

David Tripp
Senior Project Manager
Enthalpy Analytical
Orange, CA | US Pacific Time
657-581-4710
david.tripp@enthalpy.com | enthalpy.com
Terms & Conditions

From: Matt Tuggle <mtuggle@cteh.com>
Sent: Thursday, April 2, 2026 6:18 PM
To: David Tripp <david.tripp@enthalpy.com>
Cc: chercyk@cteh.com <chercyk@cteh.com>; Kyle Lapic <kylapic@montrose-env.com>; Sohini Bagchi <sbagchi@montrose-env.com>
Subject: [External] - South Basin Stormwater Split Samples - 4/2

EXTERNAL EMAIL - This email was sent by a person from outside your organization. Exercise caution when clicking links, opening attachments or taking further action, before validating its authenticity.

David,

I've attached today's split stormwater samples' COCs. These were taken alongside the Water Board's samples.

Best,
Matt

Matt Tuggle
CTEH, LLC
Mobile: 979-229-5300
mtuggle@cteh.com | www.cteh.com

CONFIDENTIALITY NOTICE: The contents of this email message and any attachments are intended solely for the addressee(s) and may contain confidential, proprietary and/or privileged information and may be legally protected from disclosure. If you are not the intended

recipient of this message or their agent, or if this message has been addressed to you in error, please immediately alert the sender by reply email and then delete this message and any attachments and the reply from your system. If you are not the intended recipient, you are hereby notified that any disclosure, use, dissemination, copying, or storage of this message or its attachments is strictly prohibited.

The information contained in this e-mail and any attachments from Montrose Environmental Group, Inc. may contain confidential and/or proprietary information, and is intended only for the named recipient to whom it was originally addressed. If you are not the intended recipient, any disclosure, distribution, or copying of this e-mail or its attachments is strictly prohibited. If you have received this e-mail in error, please notify the sender immediately by return e-mail and permanently delete the e-mail and any attachments.

CONFIDENTIALITY NOTICE: The contents of this email message and any attachments are intended solely for the addressee(s) and may contain confidential, proprietary and/or privileged information and may be legally protected from disclosure. If you are not the intended recipient of this message or their agent, or if this message has been addressed to you in error, please immediately alert the sender by reply email and then delete this message and any attachments and the reply from your system. If you are not the intended recipient, you are hereby notified that any disclosure, use, dissemination, copying, or storage of this message or its attachments is strictly prohibited.

CONFIDENTIALITY NOTICE: The contents of this email message and any attachments are intended solely for the addressee(s) and may contain confidential, proprietary and/or privileged information and may be legally protected from disclosure. If you are not the intended recipient of this message or their agent, or if this message has been addressed to you in error, please immediately alert the sender by reply email and then delete this message and any attachments and the reply from your system. If you are not the intended recipient, you are hereby notified that any disclosure, use, dissemination, copying, or storage of this message or its attachments is strictly prohibited.

CONFIDENTIALITY NOTICE: The contents of this email message and any attachments are intended solely for the addressee(s) and may contain confidential, proprietary and/or privileged information and may be legally protected from disclosure. If you are not the intended recipient of this message or their agent, or if this message has been addressed to you in error, please immediately alert the sender by reply email and then delete this message and any attachments and the reply from your system. If you are not the intended recipient, you are hereby notified that any disclosure, use, dissemination, copying, or storage of this message or its attachments is strictly prohibited.

Onterris ENTHALPY ANALYTICAL

Analysis Results for 556785

Matt Breuer
Waste Connections
Chiquita Canyon Landfill
29201 Henry Mayo Drive
Castaic, CA 91384

Lab Job #: 556785
Project No: CCLF STORMWATER
Location: Chiquita Canyon Stormwater
Date Received: 04/02/26

Sample ID: CCLSB01260402 **Lab ID: 556785-001** **Collected: 04/02/26 11:50**
Matrix: Water

556785-001 Analyte	Result	Qual	Units	RL	MDL	DF	Batch	Prepared	Analyzed	Chemist
Method: EPA 1664A Prep Method: METHOD										
Total Oil and Grease	ND		mg/L	4.9	0.94	0.97	399868	04/04/26	04/05/26	HXO
Method: EPA 200.7 Prep Method: EPA 3015A										
Calcium	**64**		mg/L	0.10	0.0095	1	399780	04/03/26	04/03/26	KCD
Iron	**0.93**		mg/L	0.050	0.017	1	399780	04/03/26	04/03/26	KCD
Magnesium	**9.7**		mg/L	0.10	0.017	1	399780	04/03/26	04/03/26	KCD
Potassium	**14**		mg/L	0.50	0.20	1	399780	04/03/26	04/03/26	KCD
Sodium	**63**		mg/L	0.50	0.017	1	399780	04/03/26	04/03/26	KCD
Method: EPA 200.8 Prep Method: EPA 3015A										
Antimony	**1.1**	J	ug/L	2.0	0.058	1	399766	04/03/26	04/03/26	KAM
Arsenic	**6.3**		ug/L	2.0	0.059	1	399766	04/03/26	04/03/26	KAM
Barium	**49**		ug/L	5.0	0.069	1	399766	04/03/26	04/03/26	KAM
Beryllium	ND		ug/L	1.0	0.044	1	399766	04/03/26	04/03/26	KAM
Boron	**240**		ug/L	100	34	10	399766	04/03/26	04/03/26	KAM
Cadmium	ND		ug/L	1.0	0.079	1	399766	04/03/26	04/03/26	KAM
Chromium	**1.7**	J	ug/L	5.0	0.14	1	399766	04/03/26	04/03/26	KAM
Cobalt	**0.78**	J	ug/L	1.0	0.033	1	399766	04/03/26	04/03/26	KAM
Copper	**4.1**		ug/L	3.0	1.4	1	399766	04/03/26	04/03/26	KAM
Lead	**0.60**	J,b	ug/L	5.0	0.31	1	399766	04/03/26	04/03/26	KAM
Manganese	**35**		ug/L	10	0.62	1	399766	04/03/26	04/03/26	KAM
Nickel	**3.1**	J	ug/L	5.0	0.13	1	399766	04/03/26	04/03/26	KAM
Selenium	**1.3**	B,J	ug/L	2.0	0.60	1	399766	04/03/26	04/03/26	KAM
Silver	ND		ug/L	5.0	0.087	1	399766	04/03/26	04/03/26	KAM
Thallium	ND		ug/L	1.0	0.031	1	399766	04/03/26	04/03/26	KAM
Tin	ND		ug/L	5.0	0.59	1	399766	04/03/26	04/03/26	KAM
Vanadium	**6.6**		ug/L	5.0	0.25	1	399766	04/03/26	04/03/26	KAM
Zinc	**5.2**	J	ug/L	10	2.1	1	399766	04/03/26	04/03/26	KAM
Method: EPA 245.1 Prep Method: EPA 245.1										
Mercury	ND		ug/L	0.40	0.091	1	399744	04/03/26	04/03/26	MLL
Method: EPA 300.0 Prep Method: METHOD										
Fluoride	**0.22**		mg/L	0.20	0.059	1	399721	04/02/26 19:45	04/03/26 02:21	AJL
Chloride	**31**		mg/L	1.0	0.26	1	399721	04/02/26 19:45	04/03/26 02:21	AJL
Nitrogen, Nitrite	ND		mg/L	0.10	0.02	1	399721	04/02/26 19:45	04/03/26 02:21	AJL

Results for any subcontracted analyses are not included in this section.

Analysis Results for 556785

556785-001 Analyte	Result	Qual	Units	RL	MDL	DF	Batch	Prepared	Analyzed	Chemist
Bromide	**0.077**	J	mg/L	0.30	0.061	1	399721	04/02/26 19:45	04/03/26 02:21	AJL
Nitrogen, Nitrate	ND		mg/L	0.10	0.05	1	399721	04/02/26 19:45	04/03/26 02:21	AJL
Sulfate	**170**		mg/L	10	1.8	10	399721	04/02/26 19:45	04/03/26 11:45	KUM
Method: EPA 350.1 Prep Method: METHOD										
Ammonia-N	**0.27**		mg/L	0.10	0.068	1	399878	04/05/26	04/06/26	JAK
Method: EPA 420.1 Prep Method: METHOD										
Total Phenolics	**0.010**		mg/L	0.010	0.0056	1	399791	04/03/26	04/03/26	CKN
Method: EPA 625.1 Prep Method: EPA 3510C										
Benzoic acid	ND		ug/L	47	10	0.94	399746	04/03/26	04/03/26	TJW
2-Methylphenol	ND		ug/L	9.4	3.0	0.94	399746	04/03/26	04/03/26	TJW
Pyridine	ND		ug/L	9.4	2.6	0.94	399746	04/03/26	04/03/26	TJW
Phenol	ND		ug/L	9.4	2.0	0.94	399746	04/03/26	04/03/26	TJW
Naphthalene	ND		ug/L	9.4	3.4	0.94	399746	04/03/26	04/03/26	TJW
3-,4-Methylphenol	ND		ug/L	9.4	2.8	0.94	399746	04/03/26	04/03/26	TJW
Cresol	ND		ug/L	9.4		0.94	399746	04/03/26	04/03/26	TJW
a-Terpineol	ND		ug/L	9.4	1.9	0.94	399746	04/03/26	04/04/26	TJW
Surrogates				**Limits**						
2-Fluorophenol	29%	*	%REC	36-95		0.94	399746	04/03/26	04/03/26	TJW
Phenol-d6	19%	*	%REC	28-82		0.94	399746	04/03/26	04/03/26	TJW
2,4,6-Tribromophenol	83%		%REC	61-140		0.94	399746	04/03/26	04/03/26	TJW
Nitrobenzene-d5	54%		%REC	48-123		0.94	399746	04/03/26	04/03/26	TJW
2-Fluorobiphenyl	55%		%REC	51-105		0.94	399746	04/03/26	04/03/26	TJW
Terphenyl-d14	61%	*	%REC	65-117		0.94	399746	04/03/26	04/03/26	TJW
Method: EPA 8081A Prep Method: EPA 3510C										
alpha-BHC	ND		ug/L	0.05	0.01	0.94	399733	04/03/26	04/03/26	HQN
beta-BHC	ND		ug/L	0.05	0.01	0.94	399733	04/03/26	04/03/26	HQN
gamma-BHC	ND		ug/L	0.05	0.01	0.94	399733	04/03/26	04/03/26	HQN
delta-BHC	ND		ug/L	0.05	0.01	0.94	399733	04/03/26	04/03/26	HQN
Heptachlor	ND		ug/L	0.05	0.009	0.94	399733	04/03/26	04/03/26	HQN
Aldrin	ND		ug/L	0.05	0.01	0.94	399733	04/03/26	04/03/26	HQN
Heptachlor epoxide	ND		ug/L	0.05	0.01	0.94	399733	04/03/26	04/03/26	HQN
Endosulfan I	ND		ug/L	0.05	0.01	0.94	399733	04/03/26	04/03/26	HQN
Dieldrin	ND		ug/L	0.09	0.01	0.94	399733	04/03/26	04/03/26	HQN
4,4'-DDE	ND		ug/L	0.09	0.03	0.94	399733	04/03/26	04/03/26	HQN
Endrin	ND		ug/L	0.09	0.01	0.94	399733	04/03/26	04/03/26	HQN
Endosulfan II	ND		ug/L	0.09	0.02	0.94	399733	04/03/26	04/03/26	HQN
Endosulfan sulfate	ND		ug/L	0.09	0.02	0.94	399733	04/03/26	04/03/26	HQN
4,4'-DDD	ND		ug/L	0.09	0.03	0.94	399733	04/03/26	04/03/26	HQN
Endrin aldehyde	ND		ug/L	0.09	0.03	0.94	399733	04/03/26	04/03/26	HQN
Endrin ketone	ND		ug/L	0.09	0.03	0.94	399733	04/03/26	04/03/26	HQN
4,4'-DDT	ND		ug/L	0.09	0.08	0.94	399733	04/03/26	04/03/26	HQN
Methoxychlor	ND		ug/L	0.09	0.04	0.94	399733	04/03/26	04/03/26	HQN
Toxaphene	ND		ug/L	1.9	0.6	0.94	399733	04/03/26	04/03/26	HQN
Chlordane (Technical)	ND		ug/L	0.9	0.2	0.94	399733	04/03/26	04/03/26	HQN
Surrogates				**Limits**						

Results for any subcontracted analyses are not included in this section.

Analysis Results for 556785

556785-001 Analyte	Result	Qual	Units	RL	MDL	DF	Batch	Prepared	Analyzed	Chemist
TCMX	85%		%REC	29-120		0.94	399733	04/03/26	04/03/26	HQN
Decachlorobiphenyl	64%		%REC	33-132		0.94	399733	04/03/26	04/03/26	HQN
Method: EPA 8082 Prep Method: EPA 3510C										
Aroclor-1016	ND		ug/L	0.47	0.29	0.94	399733	04/03/26	04/03/26	HQN
Aroclor-1221	ND		ug/L	0.47	0.44	0.94	399733	04/03/26	04/03/26	HQN
Aroclor-1232	ND		ug/L	0.47	0.26	0.94	399733	04/03/26	04/03/26	HQN
Aroclor-1242	ND		ug/L	0.47	0.27	0.94	399733	04/03/26	04/03/26	HQN
Aroclor-1248	ND		ug/L	0.47	0.22	0.94	399733	04/03/26	04/03/26	HQN
Aroclor-1254	ND		ug/L	0.47	0.25	0.94	399733	04/03/26	04/03/26	HQN
Aroclor-1260	ND		ug/L	0.47	0.31	0.94	399733	04/03/26	04/03/26	HQN
Aroclor-1262	ND		ug/L	0.47	0.28	0.94	399733	04/03/26	04/03/26	HQN
Aroclor-1268	ND		ug/L	0.47	0.24	0.94	399733	04/03/26	04/03/26	HQN
Surrogates				**Limits**						
Decachlorobiphenyl (PCB)	65%		%REC	28-138		0.94	399733	04/03/26	04/03/26	HQN
Method: EPA 8260B Prep Method: EPA 5030B										
Carbon Disulfide	ND		ug/L	5.0	0.3	1	399719	04/03/26	04/03/26	HMN
Chloroprene	ND		ug/L	200	0.3	1	399719	04/03/26	04/03/26	HMN
3-Chloropropene	ND		ug/L	5.0	0.2	1	399719	04/03/26	04/03/26	HMN
Ethyl methacrylate	ND		ug/L	50	2.4	1	399719	04/03/26	04/03/26	HMN
Ethanol	ND		ug/L	500	130	1	399719	04/03/26	04/03/26	HMN
2-Hexanone	ND		ug/L	5.0	0.6	1	399719	04/03/26	04/03/26	HMN
Isopropanol (IPA)	ND		ug/L	200	40	1	399719	04/03/26	04/03/26	HMN
Methyl acrylonitrile	ND		ug/L	35	1.3	1	399719	04/03/26	04/03/26	HMN
Vinyl Acetate	ND		ug/L	50	2.4	1	399719	04/03/26	04/03/26	HMN
Acrolein	ND		ug/L	200	2.0	1	399719	04/03/26	04/03/26	HMN
Acrylonitrile	ND		ug/L	10	0.3	1	399719	04/03/26	04/03/26	HMN
Freon 12	ND		ug/L	5.0	0.2	1	399719	04/03/26	04/03/26	HMN
Chloromethane	ND		ug/L	5.0	0.1	1	399719	04/03/26	04/03/26	HMN
Vinyl Chloride	ND		ug/L	5.0	0.1	1	399719	04/03/26	04/03/26	HMN
Bromomethane	ND		ug/L	5.0	0.3	1	399719	04/03/26	04/03/26	HMN
Chloroethane	ND		ug/L	5.0	0.05	1	399719	04/03/26	04/03/26	HMN
Trichlorofluoromethane	ND		ug/L	5.0	0.08	1	399719	04/03/26	04/03/26	HMN
Iodomethane	ND		ug/L	5.0		1	399719	04/03/26	04/03/26	HMN
Acetone	ND		ug/L	100	8.8	1	399719	04/03/26	04/03/26	HMN
Freon 113	ND		ug/L	5.0	0.1	1	399719	04/03/26	04/03/26	HMN
1,1-Dichloroethene	ND		ug/L	5.0	0.1	1	399719	04/03/26	04/03/26	HMN
Methylene Chloride	ND		ug/L	10	0.2	1	399719	04/03/26	04/03/26	HMN
MTBE	ND		ug/L	5.0	0.1	1	399719	04/03/26	04/03/26	HMN
trans-1,2-Dichloroethene	ND		ug/L	5.0	0.1	1	399719	04/03/26	04/03/26	HMN
1,1-Dichloroethane	ND		ug/L	5.0	0.07	1	399719	04/03/26	04/03/26	HMN
2-Butanone	ND		ug/L	10	0.9	1	399719	04/03/26	04/03/26	HMN
cis-1,2-Dichloroethene	ND		ug/L	5.0	0.09	1	399719	04/03/26	04/03/26	HMN
2,2-Dichloropropane	ND		ug/L	5.0	0.09	1	399719	04/03/26	04/03/26	HMN
Chloroform	ND		ug/L	5.0	0.07	1	399719	04/03/26	04/03/26	HMN
Bromochloromethane	ND		ug/L	5.0	0.1	1	399719	04/03/26	04/03/26	HMN
1,1,1-Trichloroethane	ND		ug/L	5.0	0.03	1	399719	04/03/26	04/03/26	HMN
1,1-Dichloropropene	ND		ug/L	5.0	0.08	1	399719	04/03/26	04/03/26	HMN
Carbon Tetrachloride	ND		ug/L	5.0	0.07	1	399719	04/03/26	04/03/26	HMN
1,2-Dichloroethane	ND		ug/L	5.0	0.09	1	399719	04/03/26	04/03/26	HMN

Results for any subcontracted analyses are not included in this section.

Analysis Results for 556785

556785-001 Analyte	Result	Qual	Units	RL	MDL	DF	Batch	Prepared	Analyzed	Chemist
Benzene	ND		ug/L	1.0	0.07	1	399719	04/03/26	04/03/26	HMN
Trichloroethene	ND		ug/L	5.0	0.05	1	399719	04/03/26	04/03/26	HMN
1,2-Dichloropropane	ND		ug/L	5.0	0.07	1	399719	04/03/26	04/03/26	HMN
Bromodichloromethane	ND		ug/L	5.0	0.05	1	399719	04/03/26	04/03/26	HMN
Dibromomethane	ND		ug/L	5.0	0.1	1	399719	04/03/26	04/03/26	HMN
4-Methyl-2-Pentanone	ND		ug/L	5.0	0.5	1	399719	04/03/26	04/03/26	HMN
cis-1,3-Dichloropropene	ND		ug/L	5.0	0.08	1	399719	04/03/26	04/03/26	HMN
Toluene	**0.05**	J	ug/L	5.0	0.05	1	399719	04/03/26	04/03/26	HMN
trans-1,3-Dichloropropene	ND		ug/L	5.0	0.03	1	399719	04/03/26	04/03/26	HMN
1,1,2-Trichloroethane	ND		ug/L	5.0	0.06	1	399719	04/03/26	04/03/26	HMN
1,3-Dichloropropane	ND		ug/L	5.0	0.1	1	399719	04/03/26	04/03/26	HMN
Tetrachloroethene	ND		ug/L	5.0	0.09	1	399719	04/03/26	04/03/26	HMN
Dibromochloromethane	ND		ug/L	5.0	0.07	1	399719	04/03/26	04/03/26	HMN
1,2-Dibromoethane	ND		ug/L	5.0	0.07	1	399719	04/03/26	04/03/26	HMN
Chlorobenzene	ND		ug/L	5.0	0.05	1	399719	04/03/26	04/03/26	HMN
1,1,1,2-Tetrachloroethane	ND		ug/L	5.0	0.06	1	399719	04/03/26	04/03/26	HMN
Ethylbenzene	ND		ug/L	5.0	0.04	1	399719	04/03/26	04/03/26	HMN
m,p-Xylenes	ND		ug/L	5.0	0.1	1	399719	04/03/26	04/03/26	HMN
o-Xylene	ND		ug/L	5.0	0.06	1	399719	04/03/26	04/03/26	HMN
Styrene	ND		ug/L	5.0	0.06	1	399719	04/03/26	04/03/26	HMN
Bromoform	ND		ug/L	5.0	0.08	1	399719	04/03/26	04/03/26	HMN
Isopropylbenzene	ND		ug/L	5.0	0.06	1	399719	04/03/26	04/03/26	HMN
1,1,2,2-Tetrachloroethane	ND		ug/L	5.0	0.06	1	399719	04/03/26	04/03/26	HMN
1,2,3-Trichloropropane	ND		ug/L	5.0	0.09	1	399719	04/03/26	04/03/26	HMN
Propylbenzene	ND		ug/L	5.0	0.05	1	399719	04/03/26	04/03/26	HMN
Bromobenzene	ND		ug/L	5.0	0.06	1	399719	04/03/26	04/03/26	HMN
1,3,5-Trimethylbenzene	ND		ug/L	5.0	0.08	1	399719	04/03/26	04/03/26	HMN
2-Chlorotoluene	ND		ug/L	5.0	0.07	1	399719	04/03/26	04/03/26	HMN
4-Chlorotoluene	ND		ug/L	5.0	0.08	1	399719	04/03/26	04/03/26	HMN
tert-Butylbenzene	ND		ug/L	5.0	0.07	1	399719	04/03/26	04/03/26	HMN
1,2,4-Trimethylbenzene	ND		ug/L	5.0	0.07	1	399719	04/03/26	04/03/26	HMN
sec-Butylbenzene	ND		ug/L	5.0	0.06	1	399719	04/03/26	04/03/26	HMN
para-Isopropyl Toluene	**0.08**	J	ug/L	5.0	0.05	1	399719	04/03/26	04/03/26	HMN
1,3-Dichlorobenzene	ND		ug/L	5.0	0.06	1	399719	04/03/26	04/03/26	HMN
1,4-Dichlorobenzene	ND		ug/L	5.0	0.07	1	399719	04/03/26	04/03/26	HMN
n-Butylbenzene	ND		ug/L	5.0	0.08	1	399719	04/03/26	04/03/26	HMN
1,2-Dichlorobenzene	ND		ug/L	5.0	0.04	1	399719	04/03/26	04/03/26	HMN
1,2-Dibromo-3-Chloropropane	ND		ug/L	5.0	0.3	1	399719	04/03/26	04/03/26	HMN
1,2,4-Trichlorobenzene	ND		ug/L	5.0	0.1	1	399719	04/03/26	04/03/26	HMN
Hexachlorobutadiene	ND		ug/L	5.0	0.06	1	399719	04/03/26	04/03/26	HMN
1,2,3-Trichlorobenzene	ND		ug/L	5.0	0.09	1	399719	04/03/26	04/03/26	HMN
cis-1,4-Dichloro-2-butene	ND		ug/L	5.0	0.3	1	399719	04/03/26	04/03/26	HMN
trans-1,4-Dichloro-2-butene	ND		ug/L	5.0	0.2	1	399719	04/03/26	04/03/26	HMN
Xylene (total)	ND		ug/L	5.0		1	399719	04/03/26	04/03/26	HMN
Surrogates				**Limits**						
Dibromofluoromethane	98%		%REC	70-130		1	399719	04/03/26	04/03/26	HMN
1,2-Dichloroethane-d4	99%		%REC	70-130		1	399719	04/03/26	04/03/26	HMN
Toluene-d8	105%		%REC	70-130		1	399719	04/03/26	04/03/26	HMN
Bromofluorobenzene	100%		%REC	70-130		1	399719	04/03/26	04/03/26	HMN
Method: EPA 8270C-SIM Prep Method: EPA 3535										
1,4-Dioxane	ND		ug/L	1.0	0.87	1	399771	04/03/26	04/03/26	TJW

Results for any subcontracted analyses are not included in this section.

Analysis Results for 556785

556785-001 Analyte	Result	Qual	Units	RL	MDL	DF	Batch	Prepared	Analyzed	Chemist
Surrogates				**Limits**						
1,4-Dioxane-d8 (SUR)	104%		%REC	80-120		1	399771	04/03/26	04/03/26	TJW
Method: EPA 8270E Prep Method: EPA 3510C										
Carbazole	ND		ug/L	9.4	2.6	0.94	399746	04/03/26	04/03/26	TJW
N-Nitrosodimethylamine	ND		ug/L	9.4	2.7	0.94	399746	04/03/26	04/03/26	TJW
Aniline	ND		ug/L	9.4	2.7	0.94	399746	04/03/26	04/03/26	TJW
bis(2-Chloroethyl)ether	ND		ug/L	23	3.5	0.94	399746	04/03/26	04/03/26	TJW
2-Chlorophenol	ND		ug/L	9.4	3.4	0.94	399746	04/03/26	04/03/26	TJW
1,3-Dichlorobenzene	ND		ug/L	9.4	3.1	0.94	399746	04/03/26	04/03/26	TJW
1,4-Dichlorobenzene	ND		ug/L	9.4	3.2	0.94	399746	04/03/26	04/03/26	TJW
Benzyl alcohol	ND		ug/L	23	5.4	0.94	399746	04/03/26	04/03/26	TJW
1,2-Dichlorobenzene	ND		ug/L	9.4	3.1	0.94	399746	04/03/26	04/03/26	TJW
bis(2-Chloroisopropyl) ether	ND		ug/L	9.4	3.6	0.94	399746	04/03/26	04/03/26	TJW
N-Nitroso-di-n-propylamine	ND		ug/L	9.4	3.6	0.94	399746	04/03/26	04/03/26	TJW
Hexachloroethane	ND		ug/L	9.4	2.8	0.94	399746	04/03/26	04/03/26	TJW
Nitrobenzene	ND		ug/L	23	7.9	0.94	399746	04/03/26	04/03/26	TJW
Isophorone	ND		ug/L	9.4	3.5	0.94	399746	04/03/26	04/03/26	TJW
2-Nitrophenol	ND		ug/L	9.4	5.1	0.94	399746	04/03/26	04/03/26	TJW
2,4-Dimethylphenol	ND		ug/L	9.4	3.0	0.94	399746	04/03/26	04/03/26	TJW
bis(2-Chloroethoxy)methane	ND		ug/L	9.4	3.4	0.94	399746	04/03/26	04/03/26	TJW
2,4-Dichlorophenol	ND		ug/L	9.4	3.5	0.94	399746	04/03/26	04/03/26	TJW
1,2,4-Trichlorobenzene	ND		ug/L	9.4	3.2	0.94	399746	04/03/26	04/03/26	TJW
4-Chloroaniline	ND		ug/L	9.4	2.9	0.94	399746	04/03/26	04/03/26	TJW
Hexachlorobutadiene	ND		ug/L	9.4	2.1	0.94	399746	04/03/26	04/03/26	TJW
4-Chloro-3-methylphenol	ND		ug/L	9.4	3.4	0.94	399746	04/03/26	04/03/26	TJW
2-Methylnaphthalene	ND		ug/L	9.4	3.2	0.94	399746	04/03/26	04/03/26	TJW
Hexachlorocyclopentadiene	ND		ug/L	23	7.3	0.94	399746	04/03/26	04/03/26	TJW
2,4,6-Trichlorophenol	ND		ug/L	9.4	3.8	0.94	399746	04/03/26	04/03/26	TJW
2,4,5-Trichlorophenol	ND		ug/L	9.4	3.5	0.94	399746	04/03/26	04/03/26	TJW
2-Chloronaphthalene	ND		ug/L	9.4	3.2	0.94	399746	04/03/26	04/03/26	TJW
2-Nitroaniline	ND		ug/L	47	4.1	0.94	399746	04/03/26	04/03/26	TJW
Dimethylphthalate	ND		ug/L	9.4	3.2	0.94	399746	04/03/26	04/03/26	TJW
Acenaphthylene	ND		ug/L	9.4	3.6	0.94	399746	04/03/26	04/03/26	TJW
2,6-Dinitrotoluene	ND		ug/L	9.4	4.2	0.94	399746	04/03/26	04/03/26	TJW
3-Nitroaniline	ND		ug/L	9.4	3.7	0.94	399746	04/03/26	04/03/26	TJW
Acenaphthene	ND		ug/L	9.4	3.0	0.94	399746	04/03/26	04/03/26	TJW
2,4-Dinitrophenol	ND		ug/L	47	14	0.94	399746	04/03/26	04/03/26	TJW
4-Nitrophenol	ND		ug/L	47	8.0	0.94	399746	04/03/26	04/03/26	TJW
Dibenzofuran	ND		ug/L	9.4	3.0	0.94	399746	04/03/26	04/03/26	TJW
2,4-Dinitrotoluene	ND		ug/L	9.4	4.0	0.94	399746	04/03/26	04/03/26	TJW
Diethylphthalate	ND		ug/L	9.4	2.7	0.94	399746	04/03/26	04/03/26	TJW
Fluorene	ND		ug/L	9.4	2.9	0.94	399746	04/03/26	04/03/26	TJW
4-Chlorophenyl-phenylether	ND		ug/L	9.4	2.9	0.94	399746	04/03/26	04/03/26	TJW
4-Nitroaniline	ND		ug/L	9.4	3.1	0.94	399746	04/03/26	04/03/26	TJW
4,6-Dinitro-2-methylphenol	ND		ug/L	47	16	0.94	399746	04/03/26	04/03/26	TJW
N-Nitrosodiphenylamine	ND		ug/L	9.4	3.7	0.94	399746	04/03/26	04/03/26	TJW
1,2-diphenylhydrazine (as azobenzene)	ND		ug/L	9.4	2.7	0.94	399746	04/03/26	04/03/26	TJW
4-Bromophenyl-phenylether	ND		ug/L	9.4	3.1	0.94	399746	04/03/26	04/03/26	TJW
Hexachlorobenzene	ND		ug/L	9.4	2.8	0.94	399746	04/03/26	04/03/26	TJW

Results for any subcontracted analyses are not included in this section.

Analysis Results for 556785

556785-001 Analyte	Result	Qual	Units	RL	MDL	DF	Batch	Prepared	Analyzed	Chemist
Pentachlorophenol	ND		ug/L	23	5.3	0.94	399746	04/03/26	04/03/26	TJW
Phenanthrene	ND		ug/L	9.4	2.7	0.94	399746	04/03/26	04/03/26	TJW
Anthracene	ND		ug/L	9.4	2.6	0.94	399746	04/03/26	04/03/26	TJW
Di-n-butylphthalate	ND		ug/L	9.4	2.8	0.94	399746	04/03/26	04/03/26	TJW
Fluoranthene	ND		ug/L	9.4	2.6	0.94	399746	04/03/26	04/03/26	TJW
Benzidine	ND		ug/L	47	17	0.94	399746	04/03/26	04/03/26	TJW
Pyrene	ND		ug/L	9.4	2.5	0.94	399746	04/03/26	04/03/26	TJW
Butylbenzylphthalate	ND		ug/L	9.4	3.4	0.94	399746	04/03/26	04/03/26	TJW
3,3'-Dichlorobenzidine	ND		ug/L	23	4.9	0.94	399746	04/03/26	04/03/26	TJW
Benzo(a)anthracene	ND		ug/L	9.4	2.3	0.94	399746	04/03/26	04/03/26	TJW
Chrysene	ND		ug/L	9.4	2.3	0.94	399746	04/03/26	04/03/26	TJW
bis(2-Ethylhexyl)phthalate	ND		ug/L	9.4	3.1	0.94	399746	04/03/26	04/03/26	TJW
Di-n-octylphthalate	ND		ug/L	9.4	4.4	0.94	399746	04/03/26	04/03/26	TJW
Benzo(b)fluoranthene	ND		ug/L	9.4	2.8	0.94	399746	04/03/26	04/03/26	TJW
Benzo(k)fluoranthene	ND		ug/L	9.4	2.9	0.94	399746	04/03/26	04/03/26	TJW
Benzo(a)pyrene	ND		ug/L	9.4	3.0	0.94	399746	04/03/26	04/03/26	TJW
Indeno(1,2,3-cd)pyrene	ND		ug/L	9.4	4.0	0.94	399746	04/03/26	04/03/26	TJW
Dibenz(a,h)anthracene	ND		ug/L	9.4	3.9	0.94	399746	04/03/26	04/03/26	TJW
Benzo(g,h,i)perylene	ND		ug/L	9.4	3.9	0.94	399746	04/03/26	04/03/26	TJW
Surrogates				**Limits**						
2-Fluorophenol	29%		%REC	15-120		0.94	399746	04/03/26	04/03/26	TJW
Phenol-d6	19%		%REC	15-120		0.94	399746	04/03/26	04/03/26	TJW
2,4,6-Tribromophenol	83%		%REC	15-140		0.94	399746	04/03/26	04/03/26	TJW
Nitrobenzene-d5	54%		%REC	15-123		0.94	399746	04/03/26	04/03/26	TJW
2-Fluorobiphenyl	55%		%REC	15-120		0.94	399746	04/03/26	04/03/26	TJW
Terphenyl-d14	61%		%REC	15-120		0.94	399746	04/03/26	04/03/26	TJW
Method: SM 4500-CN-E Prep Method: METHOD										
Cyanide	ND		mg/L	0.0050	0.0017	0.5	399787	04/03/26	04/06/26	JAK
Method: SM 4500-S2-D Prep Method: METHOD										
Sulfide	ND		mg/L	0.10		1	399809	04/03/26	04/03/26	TXC
Method: SM 5310B Prep Method: SM 5310B										
Total Organic Carbon	**26**		mg/L	1.0	0.49	1	399758	04/03/26	04/03/26	ARM
Method: SM 9221B Prep Method: METHOD										
Coliform, Total	**540**	H	MPN/100ml	1.8		1	399767	04/02/26 20:16	04/05/26 15:40	JAA
Method: SM 9221F										
Coliform, E. Coli	**3.7**	H	MPN/100ml	1.8		1	399767	04/02/26 20:16	04/05/26 15:40	JAA
Method: SM2130B										
Turbidity	**11**		NTU	0.20	0.12	1	399713	04/02/26 21:23	04/02/26 21:23	TRR
Method: SM2320B Prep Method: METHOD										
Bicarbonate	**150**		mg/L	6.0		2.5	399781	04/03/26	04/03/26	WWC
Alkalinity, Total as CaCO3	**130**		mg/L	5.0		2.5	399781	04/03/26	04/03/26	WWC
Method: SM2510B Prep Method: METHOD										

Results for any subcontracted analyses are not included in this section.

Analysis Results for 556785

556785-001 Analyte	Result	Qual	Units	RL	MDL	DF	Batch	Prepared	Analyzed	Chemist
Specific Conductance	**760**		umhos/cm	1.0		1	399805	04/03/26	04/03/26	CDR
Method: SM2540C Prep Method: METHOD										
Total Dissolved Solids	**500**		mg/L	20		2	399803	04/03/26	04/04/26	CDR
Method: SM2540D Prep Method: METHOD										
Total Suspended Solids	**5.8**		mg/L	0.5		1	399818	04/03/26	04/04/26	CDR
Method: SM5210B Prep Method: METHOD										
Biochemical Oxygen Demand	ND	BOD5	mg/L	3.0		1	399764	04/03/26 14:31	04/08/26 14:15	ARM
Method: SM5220D Prep Method: SM 5220D										
Chemical Oxygen Demand	**72**		mg/L	4.0	2.6	1	399755	04/03/26	04/03/26	ARM

Results for any subcontracted analyses are not included in this section.

Onterris ENTHALPY ANALYTICAL

Analysis Results for 556785

Sample ID: CCLSB03260402	Lab ID: 556785-003	Collected: 04/02/26 14:15
	Matrix: Water	

556785-003 Analyte	Result	Qual	Units	RL	MDL	DF	Batch	Prepared	Analyzed	Chemist
Method: EPA 1664A Prep Method: METHOD										
Total Oil and Grease	ND		mg/L	4.9	0.95	0.98	399868	04/04/26	04/05/26	HXO
Method: EPA 200.7 Prep Method: EPA 3015A										
Calcium	**62**		mg/L	0.10	0.0095	1	399780	04/03/26	04/03/26	KCD
Iron	**0.72**		mg/L	0.050	0.017	1	399780	04/03/26	04/03/26	KCD
Magnesium	**8.7**		mg/L	0.10	0.017	1	399780	04/03/26	04/03/26	KCD
Potassium	**11**		mg/L	0.50	0.20	1	399780	04/03/26	04/03/26	KCD
Sodium	**66**		mg/L	0.50	0.017	1	399780	04/03/26	04/03/26	KCD
Method: EPA 200.8 Prep Method: EPA 3015A										
Antimony	**1.0**	J	ug/L	2.0	0.058	1	399766	04/03/26	04/03/26	KAM
Arsenic	**5.9**		ug/L	2.0	0.059	1	399766	04/03/26	04/03/26	KAM
Barium	**45**		ug/L	5.0	0.069	1	399766	04/03/26	04/03/26	KAM
Beryllium	ND		ug/L	1.0	0.044	1	399766	04/03/26	04/03/26	KAM
Boron	**200**		ug/L	100	34	10	399766	04/03/26	04/03/26	KAM
Cadmium	ND		ug/L	1.0	0.079	1	399766	04/03/26	04/03/26	KAM
Chromium	**2.3**	J	ug/L	5.0	0.14	1	399766	04/03/26	04/03/26	KAM
Cobalt	**0.90**	J	ug/L	1.0	0.033	1	399766	04/03/26	04/03/26	KAM
Copper	**4.7**		ug/L	3.0	1.4	1	399766	04/03/26	04/03/26	KAM
Lead	**0.83**	J,b	ug/L	5.0	0.31	1	399766	04/03/26	04/03/26	KAM
Manganese	**33**		ug/L	10	0.62	1	399766	04/03/26	04/03/26	KAM
Nickel	**3.2**	J	ug/L	5.0	0.13	1	399766	04/03/26	04/03/26	KAM
Selenium	**1.7**	B,J	ug/L	2.0	0.60	1	399766	04/03/26	04/03/26	KAM
Silver	ND		ug/L	5.0	0.087	1	399766	04/03/26	04/03/26	KAM
Thallium	ND		ug/L	1.0	0.031	1	399766	04/03/26	04/03/26	KAM
Tin	ND		ug/L	5.0	0.59	1	399766	04/03/26	04/03/26	KAM
Vanadium	**7.8**		ug/L	5.0	0.25	1	399766	04/03/26	04/03/26	KAM
Zinc	**4.3**	J	ug/L	10	2.1	1	399766	04/03/26	04/03/26	KAM
Method: EPA 245.1 Prep Method: EPA 245.1										
Mercury	ND		ug/L	0.40	0.091	1	399744	04/03/26	04/03/26	MLL
Method: EPA 300.0 Prep Method: METHOD										
Fluoride	**0.22**		mg/L	0.20	0.059	1	399721	04/02/26 19:45	04/03/26 03:27	AJL
Chloride	**31**		mg/L	1.0	0.26	1	399721	04/02/26 19:45	04/03/26 03:27	AJL
Nitrogen, Nitrite	ND		mg/L	0.10	0.02	1	399721	04/02/26 19:45	04/03/26 03:27	AJL
Bromide	**0.088**	J	mg/L	0.30	0.061	1	399721	04/02/26 19:45	04/03/26 03:27	AJL
Nitrogen, Nitrate	**0.21**		mg/L	0.10	0.05	1	399721	04/02/26 19:45	04/03/26 03:27	AJL
Sulfate	**160**		mg/L	10	1.8	10	399721	04/02/26 19:45	04/03/26 12:07	KUM

Results for any subcontracted analyses are not included in this section.

Analysis Results for 556785

556785-003 Analyte	Result	Qual	Units	RL	MDL	DF	Batch	Prepared	Analyzed	Chemist
Method: EPA 350.1 Prep Method: METHOD										
Ammonia-N	**0.22**		mg/L	0.10	0.068	1	399878	04/05/26	04/06/26	JAK
Method: EPA 420.1 Prep Method: METHOD										
Total Phenolics	**0.0070**	J	mg/L	0.010	0.0056	1	399791	04/03/26	04/03/26	CKN
Method: EPA 625.1 Prep Method: EPA 3510C										
a-Terpineol	ND		ug/L	10	2.1	1	400310	04/09/26	04/10/26	MSS
Benzoic acid	ND		ug/L	50	11	1	400310	04/09/26	04/10/26	MSS
2-Methylphenol	ND		ug/L	10	3.2	1	400310	04/09/26	04/10/26	MSS
Pyridine	ND		ug/L	10	2.8	1	400310	04/09/26	04/10/26	MSS
Phenol	ND		ug/L	10	2.1	1	400310	04/09/26	04/10/26	MSS
Naphthalene	ND		ug/L	10	3.6	1	400310	04/09/26	04/10/26	MSS
3-,4-Methylphenol	ND		ug/L	10	3.0	1	400310	04/09/26	04/10/26	MSS
Cresol	ND		ug/L	10		1	400310	04/09/26	04/10/26	MSS
Surrogates				**Limits**						
2-Fluorophenol	60%		%REC	36-95		1	400310	04/09/26	04/10/26	MSS
Phenol-d6	41%		%REC	28-82		1	400310	04/09/26	04/10/26	MSS
2,4,6-Tribromophenol	96%		%REC	61-140		1	400310	04/09/26	04/10/26	MSS
Nitrobenzene-d5	80%		%REC	48-123		1	400310	04/09/26	04/10/26	MSS
2-Fluorobiphenyl	73%		%REC	51-105		1	400310	04/09/26	04/10/26	MSS
Terphenyl-d14	81%		%REC	65-117		1	400310	04/09/26	04/10/26	MSS
Method: EPA 8081A Prep Method: EPA 3510C										
alpha-BHC	ND		ug/L	0.05	0.02	1	399733	04/03/26	04/03/26	HQN
beta-BHC	ND		ug/L	0.05	0.01	1	399733	04/03/26	04/03/26	HQN
gamma-BHC	ND		ug/L	0.05	0.01	1	399733	04/03/26	04/03/26	HQN
delta-BHC	ND		ug/L	0.05	0.01	1	399733	04/03/26	04/03/26	HQN
Heptachlor	ND		ug/L	0.05	0.01	1	399733	04/03/26	04/03/26	HQN
Aldrin	ND		ug/L	0.05	0.01	1	399733	04/03/26	04/03/26	HQN
Heptachlor epoxide	ND		ug/L	0.05	0.01	1	399733	04/03/26	04/03/26	HQN
Endosulfan I	ND		ug/L	0.05	0.01	1	399733	04/03/26	04/03/26	HQN
Dieldrin	ND		ug/L	0.1	0.01	1	399733	04/03/26	04/03/26	HQN
4,4'-DDE	ND		ug/L	0.1	0.04	1	399733	04/03/26	04/03/26	HQN
Endrin	ND		ug/L	0.1	0.01	1	399733	04/03/26	04/03/26	HQN
Endosulfan II	ND		ug/L	0.1	0.02	1	399733	04/03/26	04/03/26	HQN
Endosulfan sulfate	ND		ug/L	0.1	0.02	1	399733	04/03/26	04/03/26	HQN
4,4'-DDD	ND		ug/L	0.1	0.03	1	399733	04/03/26	04/03/26	HQN
Endrin aldehyde	ND		ug/L	0.1	0.04	1	399733	04/03/26	04/03/26	HQN
Endrin ketone	ND		ug/L	0.1	0.03	1	399733	04/03/26	04/03/26	HQN
4,4'-DDT	ND		ug/L	0.1	0.08	1	399733	04/03/26	04/03/26	HQN
Methoxychlor	ND		ug/L	0.1	0.04	1	399733	04/03/26	04/03/26	HQN
Toxaphene	ND		ug/L	2.0	0.6	1	399733	04/03/26	04/03/26	HQN
Chlordane (Technical)	ND		ug/L	1.0	0.2	1	399733	04/03/26	04/03/26	HQN
Surrogates				**Limits**						
TCMX	76%		%REC	29-120		1	399733	04/03/26	04/03/26	HQN
Decachlorobiphenyl	63%		%REC	33-132		1	399733	04/03/26	04/03/26	HQN
Method: EPA 8082 Prep Method: EPA 3510C										
Aroclor-1016	ND		ug/L	0.51	0.31	1	399733	04/03/26	04/03/26	HQN

Results for any subcontracted analyses are not included in this section.

Analysis Results for 556785

556785-003 Analyte	Result	Qual	Units	RL	MDL	DF	Batch	Prepared	Analyzed	Chemist
Aroclor-1221	ND		ug/L	0.51	0.47	1	399733	04/03/26	04/03/26	HQN
Aroclor-1232	ND		ug/L	0.51	0.27	1	399733	04/03/26	04/03/26	HQN
Aroclor-1242	ND		ug/L	0.51	0.29	1	399733	04/03/26	04/03/26	HQN
Aroclor-1248	ND		ug/L	0.51	0.24	1	399733	04/03/26	04/03/26	HQN
Aroclor-1254	ND		ug/L	0.51	0.27	1	399733	04/03/26	04/03/26	HQN
Aroclor-1260	ND		ug/L	0.51	0.33	1	399733	04/03/26	04/03/26	HQN
Aroclor-1262	ND		ug/L	0.51	0.30	1	399733	04/03/26	04/03/26	HQN
Aroclor-1268	ND		ug/L	0.51	0.26	1	399733	04/03/26	04/03/26	HQN
Surrogates				**Limits**						
Decachlorobiphenyl (PCB)	63%		%REC	28-138		1	399733	04/03/26	04/03/26	HQN
Method: EPA 8260B Prep Method: EPA 5030B										
Carbon Disulfide	ND		ug/L	5.0	0.3	1	399719	04/03/26	04/03/26	HMN
Chloroprene	ND		ug/L	200	0.3	1	399719	04/03/26	04/03/26	HMN
3-Chloropropene	ND		ug/L	5.0	0.2	1	399719	04/03/26	04/03/26	HMN
Ethyl methacrylate	ND		ug/L	50	2.4	1	399719	04/03/26	04/03/26	HMN
Ethanol	ND		ug/L	500	130	1	399719	04/03/26	04/03/26	HMN
2-Hexanone	ND		ug/L	5.0	0.6	1	399719	04/03/26	04/03/26	HMN
Isopropanol (IPA)	ND		ug/L	200	40	1	399719	04/03/26	04/03/26	HMN
Methyl acrylonitrile	ND		ug/L	35	1.3	1	399719	04/03/26	04/03/26	HMN
Vinyl Acetate	ND		ug/L	50	2.4	1	399719	04/03/26	04/03/26	HMN
Acrolein	ND		ug/L	200	2.0	1	399719	04/03/26	04/03/26	HMN
Acrylonitrile	ND		ug/L	10	0.3	1	399719	04/03/26	04/03/26	HMN
Freon 12	ND		ug/L	5.0	0.2	1	399719	04/03/26	04/03/26	HMN
Chloromethane	ND		ug/L	5.0	0.1	1	399719	04/03/26	04/03/26	HMN
Vinyl Chloride	ND		ug/L	5.0	0.1	1	399719	04/03/26	04/03/26	HMN
Bromomethane	ND		ug/L	5.0	0.3	1	399719	04/03/26	04/03/26	HMN
Chloroethane	ND		ug/L	5.0	0.05	1	399719	04/03/26	04/03/26	HMN
Trichlorofluoromethane	ND		ug/L	5.0	0.08	1	399719	04/03/26	04/03/26	HMN
Iodomethane	ND		ug/L	5.0		1	399719	04/03/26	04/03/26	HMN
Acetone	ND		ug/L	100	8.8	1	399719	04/03/26	04/03/26	HMN
Freon 113	ND		ug/L	5.0	0.1	1	399719	04/03/26	04/03/26	HMN
1,1-Dichloroethene	ND		ug/L	5.0	0.1	1	399719	04/03/26	04/03/26	HMN
Methylene Chloride	ND		ug/L	10	0.2	1	399719	04/03/26	04/03/26	HMN
MTBE	ND		ug/L	5.0	0.1	1	399719	04/03/26	04/03/26	HMN
trans-1,2-Dichloroethene	ND		ug/L	5.0	0.1	1	399719	04/03/26	04/03/26	HMN
1,1-Dichloroethane	ND		ug/L	5.0	0.07	1	399719	04/03/26	04/03/26	HMN
2-Butanone	**1.3**	J	ug/L	10	0.9	1	399719	04/03/26	04/03/26	HMN
cis-1,2-Dichloroethene	ND		ug/L	5.0	0.09	1	399719	04/03/26	04/03/26	HMN
2,2-Dichloropropane	ND		ug/L	5.0	0.09	1	399719	04/03/26	04/03/26	HMN
Chloroform	ND		ug/L	5.0	0.07	1	399719	04/03/26	04/03/26	HMN
Bromochloromethane	ND		ug/L	5.0	0.1	1	399719	04/03/26	04/03/26	HMN
1,1,1-Trichloroethane	ND		ug/L	5.0	0.03	1	399719	04/03/26	04/03/26	HMN
1,1-Dichloropropene	ND		ug/L	5.0	0.08	1	399719	04/03/26	04/03/26	HMN
Carbon Tetrachloride	ND		ug/L	5.0	0.07	1	399719	04/03/26	04/03/26	HMN
1,2-Dichloroethane	ND		ug/L	5.0	0.09	1	399719	04/03/26	04/03/26	HMN
Benzene	ND		ug/L	1.0	0.07	1	399719	04/03/26	04/03/26	HMN
Trichloroethene	ND		ug/L	5.0	0.05	1	399719	04/03/26	04/03/26	HMN
1,2-Dichloropropane	ND		ug/L	5.0	0.07	1	399719	04/03/26	04/03/26	HMN
Bromodichloromethane	ND		ug/L	5.0	0.05	1	399719	04/03/26	04/03/26	HMN
Dibromomethane	ND		ug/L	5.0	0.1	1	399719	04/03/26	04/03/26	HMN
4-Methyl-2-Pentanone	ND		ug/L	5.0	0.5	1	399719	04/03/26	04/03/26	HMN

Results for any subcontracted analyses are not included in this section.

Analysis Results for 556785

556785-003 Analyte	Result	Qual	Units	RL	MDL	DF	Batch	Prepared	Analyzed	Chemist
cis-1,3-Dichloropropene	ND		ug/L	5.0	0.08	1	399719	04/03/26	04/03/26	HMN
Toluene	ND		ug/L	5.0	0.05	1	399719	04/03/26	04/03/26	HMN
trans-1,3-Dichloropropene	ND		ug/L	5.0	0.03	1	399719	04/03/26	04/03/26	HMN
1,1,2-Trichloroethane	ND		ug/L	5.0	0.06	1	399719	04/03/26	04/03/26	HMN
1,3-Dichloropropane	ND		ug/L	5.0	0.1	1	399719	04/03/26	04/03/26	HMN
Tetrachloroethene	ND		ug/L	5.0	0.09	1	399719	04/03/26	04/03/26	HMN
Dibromochloromethane	ND		ug/L	5.0	0.07	1	399719	04/03/26	04/03/26	HMN
1,2-Dibromoethane	ND		ug/L	5.0	0.07	1	399719	04/03/26	04/03/26	HMN
Chlorobenzene	ND		ug/L	5.0	0.05	1	399719	04/03/26	04/03/26	HMN
1,1,1,2-Tetrachloroethane	ND		ug/L	5.0	0.06	1	399719	04/03/26	04/03/26	HMN
Ethylbenzene	ND		ug/L	5.0	0.04	1	399719	04/03/26	04/03/26	HMN
m,p-Xylenes	ND		ug/L	5.0	0.1	1	399719	04/03/26	04/03/26	HMN
o-Xylene	ND		ug/L	5.0	0.06	1	399719	04/03/26	04/03/26	HMN
Styrene	ND		ug/L	5.0	0.06	1	399719	04/03/26	04/03/26	HMN
Bromoform	ND		ug/L	5.0	0.08	1	399719	04/03/26	04/03/26	HMN
Isopropylbenzene	ND		ug/L	5.0	0.06	1	399719	04/03/26	04/03/26	HMN
1,1,2,2-Tetrachloroethane	ND		ug/L	5.0	0.06	1	399719	04/03/26	04/03/26	HMN
1,2,3-Trichloropropane	ND		ug/L	5.0	0.09	1	399719	04/03/26	04/03/26	HMN
Propylbenzene	ND		ug/L	5.0	0.05	1	399719	04/03/26	04/03/26	HMN
Bromobenzene	ND		ug/L	5.0	0.06	1	399719	04/03/26	04/03/26	HMN
1,3,5-Trimethylbenzene	ND		ug/L	5.0	0.08	1	399719	04/03/26	04/03/26	HMN
2-Chlorotoluene	ND		ug/L	5.0	0.07	1	399719	04/03/26	04/03/26	HMN
4-Chlorotoluene	ND		ug/L	5.0	0.08	1	399719	04/03/26	04/03/26	HMN
tert-Butylbenzene	ND		ug/L	5.0	0.07	1	399719	04/03/26	04/03/26	HMN
1,2,4-Trimethylbenzene	ND		ug/L	5.0	0.07	1	399719	04/03/26	04/03/26	HMN
sec-Butylbenzene	ND		ug/L	5.0	0.06	1	399719	04/03/26	04/03/26	HMN
para-Isopropyl Toluene	ND		ug/L	5.0	0.05	1	399719	04/03/26	04/03/26	HMN
1,3-Dichlorobenzene	ND		ug/L	5.0	0.06	1	399719	04/03/26	04/03/26	HMN
1,4-Dichlorobenzene	ND		ug/L	5.0	0.07	1	399719	04/03/26	04/03/26	HMN
n-Butylbenzene	ND		ug/L	5.0	0.08	1	399719	04/03/26	04/03/26	HMN
1,2-Dichlorobenzene	ND		ug/L	5.0	0.04	1	399719	04/03/26	04/03/26	HMN
1,2-Dibromo-3-Chloropropane	ND		ug/L	5.0	0.3	1	399719	04/03/26	04/03/26	HMN
1,2,4-Trichlorobenzene	ND		ug/L	5.0	0.1	1	399719	04/03/26	04/03/26	HMN
Hexachlorobutadiene	ND		ug/L	5.0	0.06	1	399719	04/03/26	04/03/26	HMN
1,2,3-Trichlorobenzene	ND		ug/L	5.0	0.09	1	399719	04/03/26	04/03/26	HMN
cis-1,4-Dichloro-2-butene	ND		ug/L	5.0	0.3	1	399719	04/03/26	04/03/26	HMN
trans-1,4-Dichloro-2-butene	ND		ug/L	5.0	0.2	1	399719	04/03/26	04/03/26	HMN
Xylene (total)	ND		ug/L	5.0		1	399719	04/03/26	04/03/26	HMN
Surrogates				**Limits**						
Dibromofluoromethane	100%		%REC	70-130		1	399719	04/03/26	04/03/26	HMN
1,2-Dichloroethane-d4	100%		%REC	70-130		1	399719	04/03/26	04/03/26	HMN
Toluene-d8	103%		%REC	70-130		1	399719	04/03/26	04/03/26	HMN
Bromofluorobenzene	100%		%REC	70-130		1	399719	04/03/26	04/03/26	HMN
Method: EPA 8270C-SIM Prep Method: EPA 3535										
1,4-Dioxane	**1.1**		ug/L	1.0	0.87	1	399771	04/03/26	04/03/26	TJW
Surrogates				**Limits**						
1,4-Dioxane-d8 (SUR)	102%		%REC	80-120		1	399771	04/03/26	04/03/26	TJW
Method: EPA 8270E Prep Method: EPA 3510C										

Results for any subcontracted analyses are not included in this section.

Analysis Results for 556785

556785-003 Analyte	Result	Qual	Units	RL	MDL	DF	Batch	Prepared	Analyzed	Chemist
Carbazole	ND		ug/L	10	2.8	1	400310	04/09/26	04/10/26	MSS
N-Nitrosodimethylamine	ND		ug/L	10	2.9	1	400310	04/09/26	04/10/26	MSS
Aniline	ND		ug/L	10	2.8	1	400310	04/09/26	04/10/26	MSS
bis(2-Chloroethyl)ether	ND		ug/L	25	3.7	1	400310	04/09/26	04/10/26	MSS
2-Chlorophenol	ND		ug/L	10	3.6	1	400310	04/09/26	04/10/26	MSS
1,3-Dichlorobenzene	ND		ug/L	10	3.3	1	400310	04/09/26	04/10/26	MSS
1,4-Dichlorobenzene	ND		ug/L	10	3.4	1	400310	04/09/26	04/10/26	MSS
Benzyl alcohol	ND		ug/L	25	5.8	1	400310	04/09/26	04/10/26	MSS
1,2-Dichlorobenzene	ND		ug/L	10	3.3	1	400310	04/09/26	04/10/26	MSS
bis(2-Chloroisopropyl) ether	ND		ug/L	10	3.8	1	400310	04/09/26	04/10/26	MSS
N-Nitroso-di-n-propylamine	ND		ug/L	10	3.9	1	400310	04/09/26	04/10/26	MSS
Hexachloroethane	ND		ug/L	10	3.0	1	400310	04/09/26	04/10/26	MSS
Nitrobenzene	ND		ug/L	25	8.4	1	400310	04/09/26	04/10/26	MSS
Isophorone	ND		ug/L	10	3.7	1	400310	04/09/26	04/10/26	MSS
2-Nitrophenol	ND		ug/L	10	5.4	1	400310	04/09/26	04/10/26	MSS
2,4-Dimethylphenol	ND		ug/L	10	3.2	1	400310	04/09/26	04/10/26	MSS
bis(2-Chloroethoxy)methane	ND		ug/L	10	3.7	1	400310	04/09/26	04/10/26	MSS
2,4-Dichlorophenol	ND		ug/L	10	3.7	1	400310	04/09/26	04/10/26	MSS
1,2,4-Trichlorobenzene	ND		ug/L	10	3.4	1	400310	04/09/26	04/10/26	MSS
4-Chloroaniline	ND		ug/L	10	3.1	1	400310	04/09/26	04/10/26	MSS
Hexachlorobutadiene	ND		ug/L	10	2.2	1	400310	04/09/26	04/10/26	MSS
4-Chloro-3-methylphenol	ND		ug/L	10	3.6	1	400310	04/09/26	04/10/26	MSS
2-Methylnaphthalene	ND		ug/L	10	3.4	1	400310	04/09/26	04/10/26	MSS
Hexachlorocyclopentadiene	ND		ug/L	25	7.8	1	400310	04/09/26	04/10/26	MSS
2,4,6-Trichlorophenol	ND		ug/L	10	4.1	1	400310	04/09/26	04/10/26	MSS
2,4,5-Trichlorophenol	ND		ug/L	10	3.7	1	400310	04/09/26	04/10/26	MSS
2-Chloronaphthalene	ND		ug/L	10	3.4	1	400310	04/09/26	04/10/26	MSS
2-Nitroaniline	ND		ug/L	50	4.3	1	400310	04/09/26	04/10/26	MSS
Dimethylphthalate	ND		ug/L	10	3.4	1	400310	04/09/26	04/10/26	MSS
Acenaphthylene	ND		ug/L	10	3.9	1	400310	04/09/26	04/10/26	MSS
2,6-Dinitrotoluene	ND		ug/L	10	4.4	1	400310	04/09/26	04/10/26	MSS
3-Nitroaniline	ND		ug/L	10	4.0	1	400310	04/09/26	04/10/26	MSS
Acenaphthene	ND		ug/L	10	3.2	1	400310	04/09/26	04/10/26	MSS
2,4-Dinitrophenol	ND		ug/L	50	15	1	400310	04/09/26	04/10/26	MSS
4-Nitrophenol	ND		ug/L	50	8.5	1	400310	04/09/26	04/10/26	MSS
Dibenzofuran	ND		ug/L	10	3.2	1	400310	04/09/26	04/10/26	MSS
2,4-Dinitrotoluene	ND		ug/L	10	4.3	1	400310	04/09/26	04/10/26	MSS
Diethylphthalate	ND		ug/L	10	2.9	1	400310	04/09/26	04/10/26	MSS
Fluorene	ND		ug/L	10	3.1	1	400310	04/09/26	04/10/26	MSS
4-Chlorophenyl-phenylether	ND		ug/L	10	3.1	1	400310	04/09/26	04/10/26	MSS
4-Nitroaniline	ND		ug/L	10	3.3	1	400310	04/09/26	04/10/26	MSS
4,6-Dinitro-2-methylphenol	ND		ug/L	50	17	1	400310	04/09/26	04/10/26	MSS
N-Nitrosodiphenylamine	ND		ug/L	10	4.0	1	400310	04/09/26	04/10/26	MSS
1,2-diphenylhydrazine (as azobenzene)	ND		ug/L	10	2.9	1	400310	04/09/26	04/10/26	MSS
4-Bromophenyl-phenylether	ND		ug/L	10	3.3	1	400310	04/09/26	04/10/26	MSS
Hexachlorobenzene	ND		ug/L	10	3.0	1	400310	04/09/26	04/10/26	MSS
Pentachlorophenol	ND		ug/L	25	5.7	1	400310	04/09/26	04/10/26	MSS
Phenanthrene	ND		ug/L	10	2.9	1	400310	04/09/26	04/10/26	MSS
Anthracene	ND		ug/L	10	2.8	1	400310	04/09/26	04/10/26	MSS
Di-n-butylphthalate	ND		ug/L	10	3.0	1	400310	04/09/26	04/10/26	MSS
Fluoranthene	ND		ug/L	10	2.8	1	400310	04/09/26	04/10/26	MSS

Results for any subcontracted analyses are not included in this section.

Analysis Results for 556785

556785-003 Analyte	Result	Qual	Units	RL	MDL	DF	Batch	Prepared	Analyzed	Chemist
Benzidine	ND		ug/L	50	19	1	400310	04/09/26	04/10/26	MSS
Pyrene	ND		ug/L	10	2.7	1	400310	04/09/26	04/10/26	MSS
Butylbenzylphthalate	ND		ug/L	10	3.6	1	400310	04/09/26	04/10/26	MSS
3,3'-Dichlorobenzidine	ND		ug/L	25	5.2	1	400310	04/09/26	04/10/26	MSS
Benzo(a)anthracene	ND		ug/L	10	2.4	1	400310	04/09/26	04/10/26	MSS
Chrysene	ND		ug/L	10	2.5	1	400310	04/09/26	04/10/26	MSS
bis(2-Ethylhexyl)phthalate	ND		ug/L	10	3.3	1	400310	04/09/26	04/10/26	MSS
Di-n-octylphthalate	ND		ug/L	10	4.7	1	400310	04/09/26	04/10/26	MSS
Benzo(b)fluoranthene	ND		ug/L	10	3.0	1	400310	04/09/26	04/10/26	MSS
Benzo(k)fluoranthene	ND		ug/L	10	3.1	1	400310	04/09/26	04/10/26	MSS
Benzo(a)pyrene	ND		ug/L	10	3.1	1	400310	04/09/26	04/10/26	MSS
Indeno(1,2,3-cd)pyrene	ND		ug/L	10	4.2	1	400310	04/09/26	04/10/26	MSS
Dibenz(a,h)anthracene	ND		ug/L	10	4.2	1	400310	04/09/26	04/10/26	MSS
Benzo(g,h,i)perylene	ND		ug/L	10	4.1	1	400310	04/09/26	04/10/26	MSS
Surrogates				**Limits**						
2-Fluorophenol	60%		%REC	15-120		1	400310	04/09/26	04/10/26	MSS
Phenol-d6	41%		%REC	15-120		1	400310	04/09/26	04/10/26	MSS
2,4,6-Tribromophenol	96%		%REC	15-140		1	400310	04/09/26	04/10/26	MSS
Nitrobenzene-d5	80%		%REC	15-123		1	400310	04/09/26	04/10/26	MSS
2-Fluorobiphenyl	73%		%REC	15-120		1	400310	04/09/26	04/10/26	MSS
Terphenyl-d14	81%		%REC	15-120		1	400310	04/09/26	04/10/26	MSS
Method: SM 4500-CN-E Prep Method: METHOD										
Cyanide	ND		mg/L	0.0050	0.0017	0.5	399787	04/03/26	04/06/26	JAK
Method: SM 4500-S2-D Prep Method: METHOD										
Sulfide	ND		mg/L	0.10		1	399809	04/03/26	04/03/26	TXC
Method: SM 5310B Prep Method: SM 5310B										
Total Organic Carbon	**23**		mg/L	1.0	0.49	1	399758	04/03/26	04/03/26	ARM
Method: SM 9221B Prep Method: METHOD										
Coliform, Total	**>1,600**		MPN/100ml	1.8		1	399767	04/02/26 20:16	04/05/26 15:40	JAA
Method: SM 9221F										
Coliform, E. Coli	**22**		MPN/100ml	1.8		1	399767	04/02/26 20:16	04/05/26 15:40	JAA
Method: SM2130B										
Turbidity	**33**		NTU	0.20	0.12	1	399713	04/02/26 21:23	04/02/26 21:23	TRR
Method: SM2320B Prep Method: METHOD										
Bicarbonate	**150**		mg/L	6.0		2.5	399781	04/03/26	04/03/26	WWC
Alkalinity, Total as CaCO3	**120**		mg/L	5.0		2.5	399781	04/03/26	04/03/26	WWC
Method: SM2510B Prep Method: METHOD										
Specific Conductance	**710**		umhos/cm	1.0		1	399805	04/03/26	04/03/26	CDR
Method: SM2540C Prep Method: METHOD										
Total Dissolved Solids	**490**		mg/L	20		2	399803	04/03/26	04/04/26	CDR

Results for any subcontracted analyses are not included in this section.

Analysis Results for 556785

556785-003 Analyte	Result	Qual	Units	RL	MDL	DF	Batch	Prepared	Analyzed	Chemist
Method: SM2540D Prep Method: METHOD										
Total Suspended Solids	**50**		mg/L	0.5		1	399818	04/03/26	04/04/26	CDR
Method: SM5210B Prep Method: METHOD										
Biochemical Oxygen Demand	ND	BOD5	mg/L	3.0		1	399764	04/03/26 14:31	04/08/26 14:15	ARM
Method: SM5220D Prep Method: SM 5220D										
Chemical Oxygen Demand	**50**		mg/L	4.0	2.6	1	399755	04/03/26	04/03/26	ARM

*	Value is outside QC limits
>	Value exceeds indicated concentration
B	Contamination found in associated Method Blank
BOD5	Estimated result, under-depleted, highest volume replicate reported
H	Holding time was exceeded
J	Estimated value
ND	Not Detected
b	See narrative

Results for any subcontracted analyses are not included in this section.

Batch QC

Type: Blank	Lab ID: QC1356555	Batch: 399868
Matrix: Water	Method: EPA 1664A	Prep Method: METHOD

QC1356555 Analyte	Result	Qual	Units	RL	MDL	Prepared	Analyzed
Total Oil and Grease	ND		mg/L	5.0	0.97	04/04/26	04/05/26

Type: Lab Control Sample	Lab ID: QC1356556	Batch: 399868
Matrix: Water	Method: EPA 1664A	Prep Method: METHOD

QC1356556 Analyte	Result	Spiked	Units	Recovery	Qual	Limits
Total Oil and Grease	35.60	40.00	mg/L	89%		78-114

Type: Lab Control Sample Duplicate	Lab ID: QC1356557	Batch: 399868
Matrix: Water	Method: EPA 1664A	Prep Method: METHOD

QC1356557 Analyte	Result	Spiked	Units	Recovery	Qual	Limits	RPD	RPD Lim
Total Oil and Grease	35.60	40.00	mg/L	89%		78-114	0	18

Type: Blank	Lab ID: QC1356251	Batch: 399780
Matrix: Water	Method: EPA 200.7	Prep Method: EPA 3015A

QC1356251 Analyte	Result	Qual	Units	RL	MDL	Prepared	Analyzed
Calcium	ND		mg/L	0.10	0.0095	04/03/26	04/03/26
Iron	ND		mg/L	0.020	0.017	04/03/26	04/03/26
Magnesium	ND		mg/L	0.10	0.017	04/03/26	04/03/26
Potassium	ND		mg/L	0.50	0.20	04/03/26	04/03/26
Sodium	ND		mg/L	0.50	0.017	04/03/26	04/03/26

Type: Lab Control Sample	Lab ID: QC1356252	Batch: 399780
Matrix: Water	Method: EPA 200.7	Prep Method: EPA 3015A

QC1356252 Analyte	Result	Spiked	Units	Recovery	Qual	Limits
Calcium	20.07	20.40	mg/L	98%		85-115
Iron	0.3883	0.4000	mg/L	97%		85-115
Magnesium	20.13	20.40	mg/L	99%		85-115
Potassium	23.32	24.00	mg/L	97%		85-115
Sodium	19.86	20.40	mg/L	97%		85-115

Batch QC

Type:	Matrix Spike	Lab ID:	QC1356253	Batch:	399780
Matrix (Source ID):	Water (556751-001)	Method:	EPA 200.7	Prep Method:	EPA 3015A

QC1356253 Analyte	Result	Source Sample Result	Spiked	Units	Recovery	Qual	Limits	DF
Calcium	48.56	31.22	20.40	mg/L	85%		75-125	1
Iron	0.4313	0.06703	0.4000	mg/L	91%		75-125	1
Magnesium	21.85	3.227	20.40	mg/L	91%		75-125	1
Potassium	36.42	11.81	24.00	mg/L	103%		75-125	1
Sodium	1,465	1436	20.40	mg/L	141%	E,NM	75-125	1

Type:	Matrix Spike Duplicate	Lab ID:	QC1356254	Batch:	399780
Matrix (Source ID):	Water (556751-001)	Method:	EPA 200.7	Prep Method:	EPA 3015A

QC1356254 Analyte	Result	Source Sample Result	Spiked	Units	Recovery	Qual	Limits	RPD	RPD Lim	DF
Calcium	48.61	31.22	20.40	mg/L	85%		75-125	0	20	1
Iron	0.4329	0.06703	0.4000	mg/L	91%		75-125	0	20	1
Magnesium	21.93	3.227	20.40	mg/L	92%		75-125	0	20	1
Potassium	36.40	11.81	24.00	mg/L	102%		75-125	0	20	1
Sodium	1,463	1436	20.40	mg/L	130%	E,NM	75-125		20	1

Type:	Serial Dilution	Lab ID:	QC1356282	Batch:	399780
Matrix (Source ID):	Water (556751-001)	Method:	EPA 200.7	Prep Method:	EPA 3015A

QC1356282 Analyte	Result	Source Sample Result	Units	Qual	RPD	RPD Lim	DF
Calcium	30.26	31.22	mg/L				5
Iron	ND	0.06703	mg/L				5
Magnesium	3.052	3.227	mg/L				5
Potassium	10.47	11.81	mg/L				5
Sodium	1,621	1436	mg/L				5

Batch QC

Type:	**Blank**	**Lab ID:**	**QC1356210**	**Batch:**	**399766**
Matrix:	**Water**	**Method:**	**EPA 200.8**	**Prep Method:**	**EPA 3015A**

QC1356210 Analyte	Result	Qual	Units	RL	MDL	Prepared	Analyzed
Antimony	ND		ug/L	2.0	0.058	04/03/26	04/03/26
Arsenic	ND		ug/L	2.0	0.059	04/03/26	04/03/26
Barium	ND		ug/L	5.0	0.069	04/03/26	04/03/26
Beryllium	ND		ug/L	1.0	0.044	04/03/26	04/03/26
Boron	ND		ug/L	10	3.4	04/03/26	04/03/26
Cadmium	ND		ug/L	1.0	0.079	04/03/26	04/03/26
Chromium	ND		ug/L	5.0	0.14	04/03/26	04/03/26
Cobalt	ND		ug/L	1.0	0.033	04/03/26	04/03/26
Copper	ND		ug/L	3.0	1.4	04/03/26	04/03/26
Lead	ND		ug/L	5.0	0.31	04/03/26	04/03/26
Manganese	ND		ug/L	10	0.62	04/03/26	04/03/26
Nickel	ND		ug/L	5.0	0.13	04/03/26	04/03/26
Selenium	0.70	J	ug/L	2.0	0.60	04/03/26	04/03/26
Silver	ND		ug/L	5.0	0.087	04/03/26	04/03/26
Thallium	ND		ug/L	1.0	0.031	04/03/26	04/03/26
Tin	ND		ug/L	5.0	0.59	04/03/26	04/03/26
Vanadium	ND		ug/L	5.0	0.25	04/03/26	04/03/26
Zinc	ND		ug/L	10	2.1	04/03/26	04/03/26

Type:	**Lab Control Sample**	**Lab ID:**	**QC1356211**	**Batch:**	**399766**
Matrix:	**Filtrate**	**Method:**	**EPA 200.8**	**Prep Method:**	**EPA 3015A**

QC1356211 Analyte	Result	Spiked	Units	Recovery	Qual	Limits
Antimony	106.2	100.0	ug/L	106%		85-115
Arsenic	96.04	100.0	ug/L	96%		85-115
Barium	99.67	100.0	ug/L	100%		85-115
Beryllium	101.0	100.0	ug/L	101%		85-115
Boron	96.32	100.0	ug/L	96%		85-115
Cadmium	101.4	100.0	ug/L	101%		85-115
Chromium	96.36	100.0	ug/L	96%		85-115
Cobalt	97.88	100.0	ug/L	98%		85-115
Copper	97.94	100.0	ug/L	98%		85-115
Lead	104.0	100.0	ug/L	104%	b	85-115
Manganese	96.15	100.0	ug/L	96%		85-115
Nickel	98.32	100.0	ug/L	98%		85-115
Selenium	93.16	100.0	ug/L	93%		85-115
Silver	49.72	50.00	ug/L	99%		85-115
Thallium	101.7	100.0	ug/L	102%	b	85-115
Tin	94.46	100.0	ug/L	94%		85-115
Vanadium	96.48	100.0	ug/L	96%		85-115
Zinc	96.09	100.0	ug/L	96%		85-115

Batch QC

Type:	**Matrix Spike**	**Lab ID:**	**QC1356212**	**Batch:**	**399766**
Matrix (Source ID):	**Water (556731-002)**	**Method:**	**EPA 200.8**	**Prep Method:**	**EPA 3015A**

QC1356212 Analyte	Result	Source Sample Result	Spiked	Units	Recovery	Qual	Limits	DF
Antimony	96.21	3.568	100.0	ug/L	93%		70-130	10
Arsenic	98.67	1.217	100.0	ug/L	97%		70-130	10
Barium	129.9	32.88	100.0	ug/L	97%		70-130	10
Beryllium	102.3	ND	100.0	ug/L	102%		70-130	10
Boron	234.3	163.1	100.0	ug/L	71%		70-130	10
Cadmium	102.2	ND	100.0	ug/L	102%		70-130	10
Chromium	107.1	5.501	100.0	ug/L	102%		70-130	10
Cobalt	102.1	0.1440	100.0	ug/L	102%		70-130	10
Copper	105.2	2.530	100.0	ug/L	103%		70-130	10
Lead	108.1	ND	100.0	ug/L	108%		70-130	10
Manganese	102.3	5.502	100.0	ug/L	97%		70-130	10
Nickel	106.4	3.795	100.0	ug/L	103%		70-130	10
Selenium	92.48	7.344	100.0	ug/L	85%		70-130	10
Silver	50.92	ND	50.00	ug/L	102%		70-130	10
Thallium	106.1	ND	100.0	ug/L	106%		70-130	10
Tin	98.87	ND	100.0	ug/L	99%		70-130	10
Vanadium	103.2	3.128	100.0	ug/L	100%		70-130	10
Zinc	119.8	12.46	100.0	ug/L	107%		70-130	10

Type:	**Matrix Spike Duplicate**	**Lab ID:**	**QC1356213**	**Batch:**	**399766**
Matrix (Source ID):	**Water (556731-002)**	**Method:**	**EPA 200.8**	**Prep Method:**	**EPA 3015A**

QC1356213 Analyte	Result	Source Sample Result	Spiked	Units	Recovery	Qual	Limits	RPD	RPD Lim	DF
Antimony	102.8	3.568	100.0	ug/L	99%		70-130	7	20	10
Arsenic	95.75	1.217	100.0	ug/L	95%		70-130	3	20	10
Barium	135.1	32.88	100.0	ug/L	102%		70-130	4	20	10
Beryllium	102.2	ND	100.0	ug/L	102%		70-130	0	20	10
Boron	235.7	163.1	100.0	ug/L	73%		70-130	1	20	10
Cadmium	104.6	ND	100.0	ug/L	105%		70-130	2	20	10
Chromium	102.7	5.501	100.0	ug/L	97%		70-130	4	20	10
Cobalt	99.07	0.1440	100.0	ug/L	99%		70-130	3	20	10
Copper	103.3	2.530	100.0	ug/L	101%		70-130	2	20	10
Lead	100.6	ND	100.0	ug/L	101%		70-130	7	20	10
Manganese	96.87	5.502	100.0	ug/L	91%		70-130	5	20	10
Nickel	105.3	3.795	100.0	ug/L	101%		70-130	1	20	10
Selenium	90.55	7.344	100.0	ug/L	83%		70-130	2	20	10
Silver	51.66	ND	50.00	ug/L	103%		70-130	1	20	10
Thallium	100.7	ND	100.0	ug/L	101%		70-130	5	20	10
Tin	95.98	ND	100.0	ug/L	96%		70-130	3	20	10
Vanadium	99.22	3.128	100.0	ug/L	96%		70-130	4	20	10
Zinc	107.5	12.46	100.0	ug/L	95%		70-130	11	20	10

Batch QC

Type: Blank	Lab ID: QC1356111	Batch: 399744
Matrix: Water	Method: EPA 245.1	Prep Method: EPA 245.1

QC1356111 Analyte	Result	Qual	Units	RL	MDL	Prepared	Analyzed
Mercury	ND		ug/L	0.40	0.091	04/03/26	04/03/26

Type: Lab Control Sample	Lab ID: QC1356112	Batch: 399744
Matrix: Water	Method: EPA 245.1	Prep Method: EPA 245.1

QC1356112 Analyte	Result	Spiked	Units	Recovery	Qual	Limits
Mercury	4.781	5.000	ug/L	96%		85-115

Type: Matrix Spike	Lab ID: QC1356113	Batch: 399744
Matrix (Source ID): Water (556602-001)	Method: EPA 245.1	Prep Method: EPA 245.1

QC1356113 Analyte	Result	Source Sample Result	Spiked	Units	Recovery	Qual	Limits	DF
Mercury	4.446	ND	5.000	ug/L	89%		75-125	1

Type: Matrix Spike Duplicate	Lab ID: QC1356114	Batch: 399744
Matrix (Source ID): Water (556602-001)	Method: EPA 245.1	Prep Method: EPA 245.1

QC1356114 Analyte	Result	Source Sample Result	Spiked	Units	Recovery	Qual	Limits	RPD	RPD Lim	DF
Mercury	4.491	ND	5.000	ug/L	90%		75-125	1	20	1

Type: Blank	Lab ID: QC1356008	Batch: 399721
Matrix: Water	Method: EPA 300.0	Prep Method: METHOD

QC1356008 Analyte	Result	Qual	Units	RL	MDL	Prepared	Analyzed
Fluoride	ND		mg/L	0.20	0.059	04/02/26 19:45	04/02/26 19:48
Chloride	ND		mg/L	1.0	0.26	04/02/26 19:45	04/02/26 19:48
Nitrogen, Nitrite	ND		mg/L	0.10	0.02	04/02/26 19:45	04/02/26 19:48
Bromide	ND		mg/L	0.30	0.061	04/02/26 19:45	04/02/26 19:48
Nitrogen, Nitrate	ND		mg/L	0.10	0.05	04/02/26 19:45	04/02/26 19:48
Sulfate	ND		mg/L	1.0	0.18	04/02/26 19:45	04/02/26 19:48

Type: Lab Control Sample	Lab ID: QC1356009	Batch: 399721
Matrix: Water	Method: EPA 300.0	Prep Method: METHOD

QC1356009 Analyte	Result	Spiked	Units	Recovery	Qual	Limits
Fluoride	10.06	10.00	mg/L	101%		90-110
Chloride	47.15	50.00	mg/L	94%		90-110
Nitrogen, Nitrite	4.442	4.567	mg/L	97%		90-110
Bromide	14.84	15.00	mg/L	99%		90-110
Nitrogen, Nitrate	4.499	4.518	mg/L	100%		90-110
Sulfate	25.10	25.00	mg/L	100%		90-110

Batch QC

Type:	Matrix Spike	Lab ID:	QC1356019	Batch:	399721
Matrix (Source ID):	Water (556776-008)	Method:	EPA 300.0	Prep Method:	METHOD

QC1356019 Analyte	Result	Source Sample Result	Spiked	Units	Recovery	Qual	Limits	DF
Fluoride	20.92	0.3971	20.00	mg/L	103%		80-129	1
Chloride	232.5	146.4	100.0	mg/L	86%	E	80-123	1
Nitrogen, Nitrite	9.040	0.02777	9.134	mg/L	99%		80-122	1
Bromide	15.47	0.3538	15.00	mg/L	101%		80-121	1
Nitrogen, Nitrate	13.64	4.643	9.036	mg/L	100%		80-123	1
Sulfate	91.31	43.09	50.00	mg/L	96%		79-124	1

Type:	Matrix Spike Duplicate	Lab ID:	QC1356020	Batch:	399721
Matrix (Source ID):	Water (556776-008)	Method:	EPA 300.0	Prep Method:	METHOD

QC1356020 Analyte	Result	Source Sample Result	Spiked	Units	Recovery	Qual	Limits	RPD	RPD Lim	DF
Fluoride	21.01	0.3971	20.00	mg/L	103%		80-129	0	21	1
Chloride	232.4	146.4	100.0	mg/L	86%	E	80-123		20	1
Nitrogen, Nitrite	9.080	0.02777	9.134	mg/L	99%		80-122	0	21	1
Bromide	15.49	0.3538	15.00	mg/L	101%		80-121	0	20	1
Nitrogen, Nitrate	13.66	4.643	9.036	mg/L	100%		80-123	0	20	1
Sulfate	91.43	43.09	50.00	mg/L	97%		79-124	0	20	1

Type:	Matrix Spike	Lab ID:	QC1356050	Batch:	399721
Matrix (Source ID):	Water (556785-001)	Method:	EPA 300.0	Prep Method:	METHOD

QC1356050 Analyte	Result	Source Sample Result	Spiked	Units	Recovery	Qual	Limits	DF
Fluoride	27.88	0.2189	20.00	mg/L	138%	*	80-129	1
Chloride	162.4	30.93	100.0	mg/L	131%	*	80-123	1
Nitrogen, Nitrite	11.99	ND	9.134	mg/L	131%	*	80-122	1
Bromide	19.84	0.07702	15.00	mg/L	132%	*	80-121	1
Nitrogen, Nitrate	12.22	ND	9.036	mg/L	135%	*	80-123	1
Sulfate	222.3	165.4	50.00	mg/L	114%	E	79-124	1

Type:	Matrix Spike Duplicate	Lab ID:	QC1356051	Batch:	399721
Matrix (Source ID):	Water (556785-001)	Method:	EPA 300.0	Prep Method:	METHOD

QC1356051 Analyte	Result	Source Sample Result	Spiked	Units	Recovery	Qual	Limits	RPD	RPD Lim	DF
Fluoride	24.65	0.2189	20.00	mg/L	122%		80-129	12	21	1
Chloride	149.2	30.93	100.0	mg/L	118%		80-123	8	20	1
Nitrogen, Nitrite	10.70	ND	9.134	mg/L	117%		80-122	11	21	1
Bromide	17.77	0.07702	15.00	mg/L	118%		80-121	11	20	1
Nitrogen, Nitrate	10.84	ND	9.036	mg/L	120%		80-123	12	20	1
Sulfate	214.6	165.4	50.00	mg/L	98%	E	79-124		20	1

Batch QC

Type: Blank	Lab ID: QC1356601	Batch: 399878
Matrix: Water	Method: EPA 350.1	Prep Method: METHOD

QC1356601 Analyte	Result	Qual	Units	RL	MDL	Prepared	Analyzed
Ammonia-N	ND		mg/L	0.10	0.068	04/05/26	04/06/26

Type: Lab Control Sample	Lab ID: QC1356602	Batch: 399878
Matrix: Water	Method: EPA 350.1	Prep Method: METHOD

QC1356602 Analyte	Result	Spiked	Units	Recovery	Qual	Limits
Ammonia-N	0.9340	1.000	mg/L	93%		90-110

Type: Matrix Spike	Lab ID: QC1356603	Batch: 399878
Matrix (Source ID): Drinking Water (556627-001)	Method: EPA 350.1	Prep Method: SM 4500-NH3-G SD

QC1356603 Analyte	Result	Source Sample Result	Spiked	Units	Recovery	Qual	Limits	DF
Ammonia-N	1.209	0.2770	1.000	mg/L	93%		90-110	1

Type: Matrix Spike Duplicate	Lab ID: QC1356604	Batch: 399878
Matrix (Source ID): Drinking Water (556627-001)	Method: EPA 350.1	Prep Method: SM 4500-NH3-G SD

QC1356604 Analyte	Result	Source Sample Result	Spiked	Units	Recovery	Qual	Limits	RPD	RPD Lim	DF
Ammonia-N	1.209	0.2770	1.000	mg/L	93%		90-110	0	20	1

Type: Blank	Lab ID: QC1356300	Batch: 399791
Matrix: Water	Method: EPA 420.1	Prep Method: METHOD

QC1356300 Analyte	Result	Qual	Units	RL	MDL	Prepared	Analyzed
Total Phenolics	ND		mg/L	0.010	0.0056	04/03/26	04/03/26

Type: Lab Control Sample	Lab ID: QC1356301	Batch: 399791
Matrix: Water	Method: EPA 420.1	Prep Method: METHOD

QC1356301 Analyte	Result	Spiked	Units	Recovery	Qual	Limits
Total Phenolics	0.07700	0.08000	mg/L	96%		80-120

Type: Lab Control Sample Duplicate	Lab ID: QC1356302	Batch: 399791
Matrix: Water	Method: EPA 420.1	Prep Method: METHOD

QC1356302 Analyte	Result	Spiked	Units	Recovery	Qual	Limits	RPD	RPD Lim
Total Phenolics	0.07600	0.08000	mg/L	95%		80-120	1	20

Batch QC

Type: Blank **Lab ID:** QC1356121 **Batch:** 399746
Matrix: Water

QC1356121 Analyte	Result	Qual	Units	RL	MDL	Prepared	Analyzed
Method: EPA 625.1 Prep Method: EPA 3510C							
a-Terpineol	ND		ug/L	10	2.1	04/03/26	04/04/26
Benzoic acid	ND		ug/L	50	11	04/03/26	04/04/26
2-Methylphenol	ND		ug/L	10	3.2	04/03/26	04/04/26
Pyridine	ND		ug/L	10	2.8	04/03/26	04/04/26
Phenol	ND		ug/L	10	2.1	04/03/26	04/04/26
Naphthalene	ND		ug/L	10	3.6	04/03/26	04/04/26
3-,4-Methylphenol	ND		ug/L	10	3.0	04/03/26	04/04/26
Cresol	ND		ug/L	10		04/03/26	04/04/26
Surrogates				**Limits**			
2-Fluorophenol	30%	*	%REC	36-95		04/03/26	04/04/26
Phenol-d6	16%	*	%REC	28-82		04/03/26	04/04/26
2,4,6-Tribromophenol	51%	*	%REC	61-140		04/03/26	04/04/26
Nitrobenzene-d5	61%		%REC	48-123		04/03/26	04/04/26
2-Fluorobiphenyl	61%		%REC	51-105		04/03/26	04/04/26
Terphenyl-d14	72%		%REC	65-117		04/03/26	04/04/26
Method: EPA 8270E Prep Method: EPA 3510C							
Carbazole	ND		ug/L	10	2.8	04/03/26	04/04/26
N-Nitrosodimethylamine	ND		ug/L	10	2.9	04/03/26	04/04/26
Aniline	ND		ug/L	10	2.8	04/03/26	04/04/26
bis(2-Chloroethyl)ether	ND		ug/L	25	3.7	04/03/26	04/04/26
2-Chlorophenol	ND		ug/L	10	3.6	04/03/26	04/04/26
1,3-Dichlorobenzene	ND		ug/L	10	3.3	04/03/26	04/04/26
1,4-Dichlorobenzene	ND		ug/L	10	3.4	04/03/26	04/04/26
Benzyl alcohol	ND		ug/L	25	5.8	04/03/26	04/04/26
1,2-Dichlorobenzene	ND		ug/L	10	3.3	04/03/26	04/04/26
bis(2-Chloroisopropyl) ether	ND		ug/L	10	3.8	04/03/26	04/04/26
N-Nitroso-di-n-propylamine	ND		ug/L	10	3.9	04/03/26	04/04/26
Hexachloroethane	ND		ug/L	10	3.0	04/03/26	04/04/26
Nitrobenzene	ND		ug/L	25	8.4	04/03/26	04/04/26
Isophorone	ND		ug/L	10	3.7	04/03/26	04/04/26
2-Nitrophenol	ND		ug/L	10	5.4	04/03/26	04/04/26
2,4-Dimethylphenol	ND		ug/L	10	3.2	04/03/26	04/04/26
bis(2-Chloroethoxy)methane	ND		ug/L	10	3.7	04/03/26	04/04/26
2,4-Dichlorophenol	ND		ug/L	10	3.7	04/03/26	04/04/26
1,2,4-Trichlorobenzene	ND		ug/L	10	3.4	04/03/26	04/04/26
4-Chloroaniline	ND		ug/L	10	3.1	04/03/26	04/04/26
Hexachlorobutadiene	ND		ug/L	10	2.2	04/03/26	04/04/26
4-Chloro-3-methylphenol	ND		ug/L	10	3.6	04/03/26	04/04/26
2-Methylnaphthalene	ND		ug/L	10	3.4	04/03/26	04/04/26
Hexachlorocyclopentadiene	ND		ug/L	25	7.8	04/03/26	04/04/26
2,4,6-Trichlorophenol	ND		ug/L	10	4.1	04/03/26	04/04/26
2,4,5-Trichlorophenol	ND		ug/L	10	3.7	04/03/26	04/04/26
2-Chloronaphthalene	ND		ug/L	10	3.4	04/03/26	04/04/26
2-Nitroaniline	ND		ug/L	50	4.3	04/03/26	04/04/26

Batch QC

QC1356121 Analyte	Result	Qual	Units	RL	MDL	Prepared	Analyzed
Dimethylphthalate	ND		ug/L	10	3.4	04/03/26	04/04/26
Acenaphthylene	ND		ug/L	10	3.9	04/03/26	04/04/26
2,6-Dinitrotoluene	ND		ug/L	10	4.4	04/03/26	04/04/26
3-Nitroaniline	ND		ug/L	10	4.0	04/03/26	04/04/26
Acenaphthene	ND		ug/L	10	3.2	04/03/26	04/04/26
2,4-Dinitrophenol	ND		ug/L	50	15	04/03/26	04/04/26
4-Nitrophenol	ND		ug/L	50	8.5	04/03/26	04/04/26
Dibenzofuran	ND		ug/L	10	3.2	04/03/26	04/04/26
2,4-Dinitrotoluene	ND		ug/L	10	4.3	04/03/26	04/04/26
Diethylphthalate	ND		ug/L	10	2.9	04/03/26	04/04/26
Fluorene	ND		ug/L	10	3.1	04/03/26	04/04/26
4-Chlorophenyl-phenylether	ND		ug/L	10	3.1	04/03/26	04/04/26
4-Nitroaniline	ND		ug/L	10	3.3	04/03/26	04/04/26
4,6-Dinitro-2-methylphenol	ND		ug/L	50	17	04/03/26	04/04/26
N-Nitrosodiphenylamine	ND		ug/L	10	4.0	04/03/26	04/04/26
1,2-diphenylhydrazine (as azobenzene)	ND		ug/L	10	2.9	04/03/26	04/04/26
4-Bromophenyl-phenylether	ND		ug/L	10	3.3	04/03/26	04/04/26
Hexachlorobenzene	ND		ug/L	10	3.0	04/03/26	04/04/26
Pentachlorophenol	ND		ug/L	25	5.7	04/03/26	04/04/26
Phenanthrene	ND		ug/L	10	2.9	04/03/26	04/04/26
Anthracene	ND		ug/L	10	2.8	04/03/26	04/04/26
Di-n-butylphthalate	ND		ug/L	10	3.0	04/03/26	04/04/26
Fluoranthene	ND		ug/L	10	2.8	04/03/26	04/04/26
Benzidine	ND		ug/L	50	19	04/03/26	04/04/26
Pyrene	ND		ug/L	10	2.7	04/03/26	04/04/26
Butylbenzylphthalate	ND		ug/L	10	3.6	04/03/26	04/04/26
3,3'-Dichlorobenzidine	ND		ug/L	25	5.2	04/03/26	04/04/26
Benzo(a)anthracene	ND		ug/L	10	2.4	04/03/26	04/04/26
Chrysene	ND		ug/L	10	2.5	04/03/26	04/04/26
bis(2-Ethylhexyl)phthalate	ND		ug/L	10	3.3	04/03/26	04/04/26
Di-n-octylphthalate	ND		ug/L	10	4.7	04/03/26	04/04/26
Benzo(b)fluoranthene	ND		ug/L	10	3.0	04/03/26	04/04/26
Benzo(k)fluoranthene	ND		ug/L	10	3.1	04/03/26	04/04/26
Benzo(a)pyrene	ND		ug/L	10	3.1	04/03/26	04/04/26
Indeno(1,2,3-cd)pyrene	ND		ug/L	10	4.2	04/03/26	04/04/26
Dibenz(a,h)anthracene	ND		ug/L	10	4.2	04/03/26	04/04/26
Benzo(g,h,i)perylene	ND		ug/L	10	4.1	04/03/26	04/04/26
Surrogates				**Limits**			
2-Fluorophenol	30%		%REC	15-120		04/03/26	04/04/26
Phenol-d6	16%		%REC	15-120		04/03/26	04/04/26
2,4,6-Tribromophenol	51%		%REC	15-140		04/03/26	04/04/26
Nitrobenzene-d5	61%		%REC	15-123		04/03/26	04/04/26
2-Fluorobiphenyl	61%		%REC	15-120		04/03/26	04/04/26
Terphenyl-d14	72%		%REC	15-120		04/03/26	04/04/26

Batch QC

Type: Lab Control Sample **Lab ID: QC1356122** **Batch: 399746**
Matrix: Water

QC1356122 Analyte	Result	Spiked	Units	Recovery	Qual	Limits
Method: EPA 625.1 Prep Method: EPA 3510C						
2-Methylphenol	41.87	75.00	ug/L	56%		44-120
Pyridine	25.32	75.00	ug/L	34%		13-120
Phenol	16.43	75.00	ug/L	22%		10-85
Naphthalene	47.76	75.00	ug/L	64%		23-133
3-,4-Methylphenol	37.27	75.00	ug/L	50%		40-120
a-Terpineol	54.40	75.00	ug/L	73%		70-130
Surrogates						
2-Fluorophenol	13.56	40.00	ug/L	34%	*	36-95
Phenol-d6	8.728	40.00	ug/L	22%	*	28-82
2,4,6-Tribromophenol	29.95	40.00	ug/L	75%		61-140
Nitrobenzene-d5	28.22	40.00	ug/L	71%		48-123
2-Fluorobiphenyl	23.27	40.00	ug/L	58%		51-105
Terphenyl-d14	28.24	40.00	ug/L	71%		65-117
Method: EPA 8270E Prep Method: EPA 3510C						
Phenol	16.43	75.00	ug/L	22%		14-120
2-Chlorophenol	47.53	75.00	ug/L	63%		46-120
1,4-Dichlorobenzene	43.54	75.00	ug/L	58%		42-120
3-,4-Methylphenol	37.27	75.00	ug/L	50%		40-120
N-Nitroso-di-n-propylamine	57.69	75.00	ug/L	77%		54-121
2,4-Dimethylphenol	52.42	75.00	ug/L	70%		48-120
1,2,4-Trichlorobenzene	45.92	75.00	ug/L	61%		45-120
4-Chloro-3-methylphenol	51.86	75.00	ug/L	69%		60-121
2,4,5-Trichlorophenol	53.54	75.00	ug/L	71%		62-124
Acenaphthene	47.13	75.00	ug/L	63%		56-120
4-Nitrophenol	19.85	75.00	ug/L	26%		17-120
2,4-Dinitrotoluene	58.69	75.00	ug/L	78%		69-127
Pentachlorophenol	57.28	75.00	ug/L	76%		51-120
Pyrene	57.22	75.00	ug/L	76%		68-123
Chrysene	56.00	75.00	ug/L	75%		66-120
Benzo(b)fluoranthene	54.98	75.00	ug/L	73%		67-120
Surrogates						
2-Fluorophenol	13.56	40.00	ug/L	34%		15-120
Phenol-d6	8.728	40.00	ug/L	22%		15-120
2,4,6-Tribromophenol	29.95	40.00	ug/L	75%		15-140
Nitrobenzene-d5	28.22	40.00	ug/L	71%		15-123
2-Fluorobiphenyl	23.27	40.00	ug/L	58%		15-120
Terphenyl-d14	28.24	40.00	ug/L	71%		15-120

Batch QC

Type: Lab Control Sample Duplicate **Lab ID:** QC1356123 **Batch:** 399746
Matrix: Water

QC1356123 Analyte	Result	Spiked	Units	Recovery	Qual	Limits	RPD	RPD Lim
Method: EPA 625.1 Prep Method: EPA 3510C								
2-Methylphenol	48.38	75.00	ug/L	65%		44-120	14	51
Pyridine	30.58	75.00	ug/L	41%		13-120	19	62
Phenol	17.30	75.00	ug/L	23%		10-85	5	52
Naphthalene	55.03	75.00	ug/L	73%		23-133	14	50
3-,4-Methylphenol	43.06	75.00	ug/L	57%		40-120	14	51
a-Terpineol	65.67	75.00	ug/L	88%		70-130	19	30
Surrogates								
2-Fluorophenol	15.19	40.00	ug/L	38%		36-95		
Phenol-d6	9.168	40.00	ug/L	23%	*	28-82		
2,4,6-Tribromophenol	33.79	40.00	ug/L	84%		61-140		
Nitrobenzene-d5	31.99	40.00	ug/L	80%		48-123		
2-Fluorobiphenyl	27.89	40.00	ug/L	70%		51-105		
Terphenyl-d14	27.11	40.00	ug/L	68%		65-117		
Method: EPA 8270E Prep Method: EPA 3510C								
Phenol	17.30	75.00	ug/L	23%		14-120	5	52
2-Chlorophenol	54.93	75.00	ug/L	73%		46-120	14	52
1,4-Dichlorobenzene	49.66	75.00	ug/L	66%		42-120	13	53
3-,4-Methylphenol	43.06	75.00	ug/L	57%		40-120	14	51
N-Nitroso-di-n-propylamine	68.38	75.00	ug/L	91%		54-121	17	52
2,4-Dimethylphenol	60.19	75.00	ug/L	80%		48-120	14	52
1,2,4-Trichlorobenzene	54.07	75.00	ug/L	72%		45-120	16	54
4-Chloro-3-methylphenol	63.85	75.00	ug/L	85%		60-121	21	47
2,4,5-Trichlorophenol	66.36	75.00	ug/L	88%		62-124	21	46
Acenaphthene	52.64	75.00	ug/L	70%		56-120	11	46
4-Nitrophenol	18.81	75.00	ug/L	25%		17-120	5	44
2,4-Dinitrotoluene	62.07	75.00	ug/L	83%		69-127	6	40
Pentachlorophenol	64.18	75.00	ug/L	86%		51-120	11	42
Pyrene	55.00	75.00	ug/L	73%		68-123	4	39
Chrysene	60.98	75.00	ug/L	81%		66-120	9	38
Benzo(b)fluoranthene	66.31	75.00	ug/L	88%		67-120	19	39
Surrogates								
2-Fluorophenol	15.19	40.00	ug/L	38%		15-120		
Phenol-d6	9.168	40.00	ug/L	23%		15-120		
2,4,6-Tribromophenol	33.79	40.00	ug/L	84%		15-140		
Nitrobenzene-d5	31.99	40.00	ug/L	80%		15-123		
2-Fluorobiphenyl	27.89	40.00	ug/L	70%		15-120		
Terphenyl-d14	27.11	40.00	ug/L	68%		15-120		

Batch QC

Type: Blank **Lab ID:** QC1358283 **Batch:** 400310
Matrix: Water

QC1358283 Analyte	Result	Qual	Units	RL	MDL	Prepared	Analyzed
Method: EPA 625.1 Prep Method: EPA 3510C							
a-Terpineol	ND		ug/L	10	2.1	04/09/26	04/10/26
Benzoic acid	ND		ug/L	50	11	04/09/26	04/09/26
2-Methylphenol	ND		ug/L	10	3.2	04/09/26	04/09/26
Pyridine	ND		ug/L	10	2.8	04/09/26	04/09/26
Phenol	ND		ug/L	10	2.1	04/09/26	04/09/26
Naphthalene	ND		ug/L	10	3.6	04/09/26	04/09/26
3-,4-Methylphenol	ND		ug/L	10	3.0	04/09/26	04/09/26
Cresol	ND		ug/L	10		04/09/26	04/09/26
Surrogates				**Limits**			
2-Fluorophenol	39%		%REC	36-95		04/09/26	04/09/26
Phenol-d6	23%	*	%REC	28-82		04/09/26	04/09/26
2,4,6-Tribromophenol	78%		%REC	61-140		04/09/26	04/09/26
Nitrobenzene-d5	76%		%REC	48-123		04/09/26	04/09/26
2-Fluorobiphenyl	74%		%REC	51-105		04/09/26	04/09/26
Terphenyl-d14	83%		%REC	65-117		04/09/26	04/09/26
Method: EPA 8270E Prep Method: EPA 3510C							
Carbazole	ND		ug/L	10	2.8	04/09/26	04/09/26
N-Nitrosodimethylamine	ND		ug/L	10	2.9	04/09/26	04/09/26
Aniline	ND		ug/L	10	2.8	04/09/26	04/09/26
bis(2-Chloroethyl)ether	ND		ug/L	25	3.7	04/09/26	04/09/26
2-Chlorophenol	ND		ug/L	10	3.6	04/09/26	04/09/26
1,3-Dichlorobenzene	ND		ug/L	10	3.3	04/09/26	04/09/26
1,4-Dichlorobenzene	ND		ug/L	10	3.4	04/09/26	04/09/26
Benzyl alcohol	ND		ug/L	25	5.8	04/09/26	04/09/26
1,2-Dichlorobenzene	ND		ug/L	10	3.3	04/09/26	04/09/26
bis(2-Chloroisopropyl) ether	ND		ug/L	10	3.8	04/09/26	04/09/26
N-Nitroso-di-n-propylamine	ND		ug/L	10	3.9	04/09/26	04/09/26
Hexachloroethane	ND		ug/L	10	3.0	04/09/26	04/09/26
Nitrobenzene	ND		ug/L	25	8.4	04/09/26	04/09/26
Isophorone	ND		ug/L	10	3.7	04/09/26	04/09/26
2-Nitrophenol	ND		ug/L	10	5.4	04/09/26	04/09/26
2,4-Dimethylphenol	ND		ug/L	10	3.2	04/09/26	04/09/26
bis(2-Chloroethoxy)methane	ND		ug/L	10	3.7	04/09/26	04/09/26
2,4-Dichlorophenol	ND		ug/L	10	3.7	04/09/26	04/09/26
1,2,4-Trichlorobenzene	ND		ug/L	10	3.4	04/09/26	04/09/26
4-Chloroaniline	ND		ug/L	10	3.1	04/09/26	04/09/26
Hexachlorobutadiene	ND		ug/L	10	2.2	04/09/26	04/09/26
4-Chloro-3-methylphenol	ND		ug/L	10	3.6	04/09/26	04/09/26
2-Methylnaphthalene	ND		ug/L	10	3.4	04/09/26	04/09/26
Hexachlorocyclopentadiene	ND		ug/L	25	7.8	04/09/26	04/09/26
2,4,6-Trichlorophenol	ND		ug/L	10	4.1	04/09/26	04/09/26
2,4,5-Trichlorophenol	ND		ug/L	10	3.7	04/09/26	04/09/26
2-Chloronaphthalene	ND		ug/L	10	3.4	04/09/26	04/09/26
2-Nitroaniline	ND		ug/L	50	4.3	04/09/26	04/09/26

Batch QC

QC1358283 Analyte	Result	Qual	Units	RL	MDL	Prepared	Analyzed
Dimethylphthalate	ND		ug/L	10	3.4	04/09/26	04/09/26
Acenaphthylene	ND		ug/L	10	3.9	04/09/26	04/09/26
2,6-Dinitrotoluene	ND		ug/L	10	4.4	04/09/26	04/09/26
3-Nitroaniline	ND		ug/L	10	4.0	04/09/26	04/09/26
Acenaphthene	ND		ug/L	10	3.2	04/09/26	04/09/26
2,4-Dinitrophenol	ND		ug/L	50	15	04/09/26	04/09/26
4-Nitrophenol	ND		ug/L	50	8.5	04/09/26	04/09/26
Dibenzofuran	ND		ug/L	10	3.2	04/09/26	04/09/26
2,4-Dinitrotoluene	ND		ug/L	10	4.3	04/09/26	04/09/26
Diethylphthalate	ND		ug/L	10	2.9	04/09/26	04/09/26
Fluorene	ND		ug/L	10	3.1	04/09/26	04/09/26
4-Chlorophenyl-phenylether	ND		ug/L	10	3.1	04/09/26	04/09/26
4-Nitroaniline	ND		ug/L	10	3.3	04/09/26	04/09/26
4,6-Dinitro-2-methylphenol	ND		ug/L	50	17	04/09/26	04/09/26
N-Nitrosodiphenylamine	ND		ug/L	10	4.0	04/09/26	04/09/26
1,2-diphenylhydrazine (as azobenzene)	ND		ug/L	10	2.9	04/09/26	04/09/26
4-Bromophenyl-phenylether	ND		ug/L	10	3.3	04/09/26	04/09/26
Hexachlorobenzene	ND		ug/L	10	3.0	04/09/26	04/09/26
Pentachlorophenol	ND		ug/L	25	5.7	04/09/26	04/09/26
Phenanthrene	ND		ug/L	10	2.9	04/09/26	04/09/26
Anthracene	ND		ug/L	10	2.8	04/09/26	04/09/26
Di-n-butylphthalate	ND		ug/L	10	3.0	04/09/26	04/09/26
Fluoranthene	ND		ug/L	10	2.8	04/09/26	04/09/26
Benzidine	ND		ug/L	50	19	04/09/26	04/09/26
Pyrene	ND		ug/L	10	2.7	04/09/26	04/09/26
Butylbenzylphthalate	ND		ug/L	10	3.6	04/09/26	04/09/26
3,3'-Dichlorobenzidine	ND		ug/L	25	5.2	04/09/26	04/09/26
Benzo(a)anthracene	ND		ug/L	10	2.4	04/09/26	04/09/26
Chrysene	ND		ug/L	10	2.5	04/09/26	04/09/26
bis(2-Ethylhexyl)phthalate	ND		ug/L	10	3.3	04/09/26	04/09/26
Di-n-octylphthalate	ND		ug/L	10	4.7	04/09/26	04/09/26
Benzo(b)fluoranthene	ND		ug/L	10	3.0	04/09/26	04/09/26
Benzo(k)fluoranthene	ND		ug/L	10	3.1	04/09/26	04/09/26
Benzo(a)pyrene	ND		ug/L	10	3.1	04/09/26	04/09/26
Indeno(1,2,3-cd)pyrene	ND		ug/L	10	4.2	04/09/26	04/09/26
Dibenz(a,h)anthracene	ND		ug/L	10	4.2	04/09/26	04/09/26
Benzo(g,h,i)perylene	ND		ug/L	10	4.1	04/09/26	04/09/26
Surrogates				**Limits**			
2-Fluorophenol	39%		%REC	15-120		04/09/26	04/09/26
Phenol-d6	23%		%REC	15-120		04/09/26	04/09/26
2,4,6-Tribromophenol	78%		%REC	15-140		04/09/26	04/09/26
Nitrobenzene-d5	76%		%REC	15-123		04/09/26	04/09/26
2-Fluorobiphenyl	74%		%REC	15-120		04/09/26	04/09/26
Terphenyl-d14	83%		%REC	15-120		04/09/26	04/09/26

Batch QC

Type: Lab Control Sample	Lab ID: QC1358284	Batch: 400310
Matrix: Water		

QC1358284 Analyte	Result	Spiked	Units	Recovery	Qual	Limits
Method: EPA 625.1 Prep Method: EPA 3510C						
2-Methylphenol	53.23	75.00	ug/L	71%		44-120
Pyridine	29.23	75.00	ug/L	39%		13-120
Phenol	20.59	75.00	ug/L	27%		10-85
Naphthalene	61.33	75.00	ug/L	82%		23-133
3-,4-Methylphenol	47.94	75.00	ug/L	64%		40-120
Surrogates						
2-Fluorophenol	16.57	40.00	ug/L	41%		36-95
Phenol-d6	10.45	40.00	ug/L	26%	*	28-82
2,4,6-Tribromophenol	37.10	40.00	ug/L	93%		61-140
Nitrobenzene-d5	33.63	40.00	ug/L	84%		48-123
2-Fluorobiphenyl	31.38	40.00	ug/L	78%		51-105
Terphenyl-d14	34.29	40.00	ug/L	86%		65-117
Method: EPA 8270E Prep Method: EPA 3510C						
Phenol	20.59	75.00	ug/L	27%		14-120
2-Chlorophenol	61.12	75.00	ug/L	81%		46-120
1,4-Dichlorobenzene	53.37	75.00	ug/L	71%		42-120
3-,4-Methylphenol	47.94	75.00	ug/L	64%		40-120
N-Nitroso-di-n-propylamine	70.35	75.00	ug/L	94%		54-121
2,4-Dimethylphenol	74.42	75.00	ug/L	99%		48-120
1,2,4-Trichlorobenzene	59.18	75.00	ug/L	79%		45-120
4-Chloro-3-methylphenol	67.06	75.00	ug/L	89%		60-121
2,4,5-Trichlorophenol	72.07	75.00	ug/L	96%		62-124
Acenaphthene	63.63	75.00	ug/L	85%		56-120
4-Nitrophenol	22.05	75.00	ug/L	29%		17-120
2,4-Dinitrotoluene	74.29	75.00	ug/L	99%		69-127
Pentachlorophenol	77.58	75.00	ug/L	103%		51-120
Pyrene	70.78	75.00	ug/L	94%		68-123
Chrysene	68.54	75.00	ug/L	91%		66-120
Benzo(b)fluoranthene	73.06	75.00	ug/L	97%		67-120
Surrogates						
2-Fluorophenol	16.57	40.00	ug/L	41%		15-120
Phenol-d6	10.45	40.00	ug/L	26%		15-120
2,4,6-Tribromophenol	37.10	40.00	ug/L	93%		15-140
Nitrobenzene-d5	33.63	40.00	ug/L	84%		15-123
2-Fluorobiphenyl	31.38	40.00	ug/L	78%		15-120
Terphenyl-d14	34.29	40.00	ug/L	86%		15-120

Batch QC

Type: Lab Control Sample Duplicate **Lab ID:** QC1358285 **Batch:** 400310
Matrix: Water

QC1358285 Analyte	Result	Spiked	Units	Recovery	Qual	Limits	RPD	RPD Lim
Method: EPA 625.1 Prep Method: EPA 3510C								
2-Methylphenol	54.66	75.00	ug/L	73%		44-120	3	51
Pyridine	31.68	75.00	ug/L	42%		13-120	8	62
Phenol	20.53	75.00	ug/L	27%		10-85	0	52
Naphthalene	62.44	75.00	ug/L	83%		23-133	2	50
3-,4-Methylphenol	48.50	75.00	ug/L	65%		40-120	1	51
Surrogates								
2-Fluorophenol	16.85	40.00	ug/L	42%		36-95		
Phenol-d6	10.50	40.00	ug/L	26%	*	28-82		
2,4,6-Tribromophenol	38.28	40.00	ug/L	96%		61-140		
Nitrobenzene-d5	34.85	40.00	ug/L	87%		48-123		
2-Fluorobiphenyl	32.15	40.00	ug/L	80%		51-105		
Terphenyl-d14	34.20	40.00	ug/L	85%		65-117		
Method: EPA 8270E Prep Method: EPA 3510C								
Phenol	20.53	75.00	ug/L	27%		14-120	0	52
2-Chlorophenol	63.08	75.00	ug/L	84%		46-120	3	52
1,4-Dichlorobenzene	54.01	75.00	ug/L	72%		42-120	1	53
3-,4-Methylphenol	48.50	75.00	ug/L	65%		40-120	1	51
N-Nitroso-di-n-propylamine	73.73	75.00	ug/L	98%		54-121	5	52
2,4-Dimethylphenol	77.09	75.00	ug/L	103%		48-120	4	52
1,2,4-Trichlorobenzene	61.21	75.00	ug/L	82%		45-120	3	54
4-Chloro-3-methylphenol	69.72	75.00	ug/L	93%		60-121	4	47
2,4,5-Trichlorophenol	73.92	75.00	ug/L	99%		62-124	3	46
Acenaphthene	65.32	75.00	ug/L	87%		56-120	3	46
4-Nitrophenol	23.46	75.00	ug/L	31%		17-120	6	44
2,4-Dinitrotoluene	75.16	75.00	ug/L	100%		69-127	1	40
Pentachlorophenol	77.94	75.00	ug/L	104%		51-120	0	42
Pyrene	70.48	75.00	ug/L	94%		68-123	0	39
Chrysene	67.58	75.00	ug/L	90%		66-120	1	38
Benzo(b)fluoranthene	72.43	75.00	ug/L	97%		67-120	1	39
Surrogates								
2-Fluorophenol	16.85	40.00	ug/L	42%		15-120		
Phenol-d6	10.50	40.00	ug/L	26%		15-120		
2,4,6-Tribromophenol	38.28	40.00	ug/L	96%		15-140		
Nitrobenzene-d5	34.85	40.00	ug/L	87%		15-123		
2-Fluorobiphenyl	32.15	40.00	ug/L	80%		15-120		
Terphenyl-d14	34.20	40.00	ug/L	85%		15-120		

Type: Lab Control Sample **Lab ID:** QC1358630 **Batch:** 400310
Matrix: Water **Method:** EPA 625.1 **Prep Method:** EPA 3510C

QC1358630 Analyte	Result	Spiked	Units	Recovery	Qual	Limits
a-Terpineol	72.90	75.00	ug/L	97%		70-130

Batch QC

Type:	**Lab Control Sample Duplicate**	**Lab ID:**	**QC1358631**	**Batch:**	**400310**
Matrix:	**Water**	**Method:**	**EPA 625.1**	**Prep Method:**	**EPA 3510C**

QC1358631 Analyte	Result	Spiked	Units	Recovery	Qual	Limits	RPD	RPD Lim
a-Terpineol	75.72	75.00	ug/L	101%		70-130	4	30

Type:	**Lab Control Sample**	**Lab ID:**	**QC1356063**	**Batch:**	**399733**
Matrix:	**Water**	**Method:**	**EPA 8081A**	**Prep Method:**	**EPA 3510C**

QC1356063 Analyte	Result	Spiked	Units	Recovery	Qual	Limits
alpha-BHC	0.5482	0.5000	ug/L	110%		66-121
beta-BHC	0.5624	0.5000	ug/L	112%		73-120
gamma-BHC	0.5711	0.5000	ug/L	114%		68-125
delta-BHC	0.5446	0.5000	ug/L	109%		68-131
Heptachlor	0.5602	0.5000	ug/L	112%		63-120
Aldrin	0.5083	0.5000	ug/L	102%		56-120
Heptachlor epoxide	0.5669	0.5000	ug/L	113%		65-120
Endosulfan I	0.5200	0.5000	ug/L	104%		68-124
Dieldrin	0.5064	0.5000	ug/L	101%		66-124
4,4'-DDE	0.5342	0.5000	ug/L	107%		67-131
Endrin	0.5696	0.5000	ug/L	114%		68-135
Endosulfan II	0.5602	0.5000	ug/L	112%		71-130
Endosulfan sulfate	0.5491	0.5000	ug/L	110%		68-128
4,4'-DDD	0.4963	0.5000	ug/L	99%		65-130
Endrin aldehyde	0.5093	0.5000	ug/L	102%		67-124
Endrin ketone	0.5719	0.5000	ug/L	114%		69-137
4,4'-DDT	0.5593	0.5000	ug/L	112%		65-136
Methoxychlor	0.6475	0.5000	ug/L	129%		69-150
Surrogates						
TCMX	0.4930	0.5000	ug/L	99%		29-120
Decachlorobiphenyl	0.6043	0.5000	ug/L	121%		33-132

Batch QC

Type:	Lab Control Sample Duplicate	Lab ID:	QC1356064	Batch:	399733
Matrix:	Water	Method:	EPA 8081A	Prep Method:	EPA 3510C

QC1356064 Analyte	Result	Spiked	Units	Recovery	Qual	Limits	RPD	RPD Lim
alpha-BHC	0.4798	0.5000	ug/L	96%		66-121	13	20
beta-BHC	0.4965	0.5000	ug/L	99%		73-120	12	20
gamma-BHC	0.5010	0.5000	ug/L	100%		68-125	13	20
delta-BHC	0.4761	0.5000	ug/L	95%		68-131	13	20
Heptachlor	0.4966	0.5000	ug/L	99%		63-120	12	24
Aldrin	0.4535	0.5000	ug/L	91%		56-120	11	30
Heptachlor epoxide	0.5003	0.5000	ug/L	100%		65-120	12	20
Endosulfan I	0.4560	0.5000	ug/L	91%		68-124	13	20
Dieldrin	0.4423	0.5000	ug/L	88%		66-124	14	22
4,4'-DDE	0.4713	0.5000	ug/L	94%		67-131	13	21
Endrin	0.4999	0.5000	ug/L	100%		68-135	13	20
Endosulfan II	0.4807	0.5000	ug/L	96%		71-130	15	21
Endosulfan sulfate	0.4759	0.5000	ug/L	95%		68-128	14	21
4,4'-DDD	0.4307	0.5000	ug/L	86%		65-130	14	22
Endrin aldehyde	0.4418	0.5000	ug/L	88%		67-124	14	20
Endrin ketone	0.4960	0.5000	ug/L	99%		69-137	14	21
4,4'-DDT	0.4907	0.5000	ug/L	98%		65-136	13	23
Methoxychlor	0.5638	0.5000	ug/L	113%		69-150	14	23
Surrogates								
TCMX	0.4393	0.5000	ug/L	88%		29-120		
Decachlorobiphenyl	0.5265	0.5000	ug/L	105%		33-132		

Type:	Lab Control Sample	Lab ID:	QC1356065	Batch:	399733
Matrix:	Water	Method:	EPA 8082	Prep Method:	EPA 3510C

QC1356065 Analyte	Result	Spiked	Units	Recovery	Qual	Limits
Aroclor-1016	4.632	5.000	ug/L	93%		69-120
Aroclor-1260	4.068	5.000	ug/L	81%		72-124
Surrogates						
Decachlorobiphenyl (PCB)	0.3352	0.5000	ug/L	67%		28-138

Type:	Lab Control Sample Duplicate	Lab ID:	QC1356066	Batch:	399733
Matrix:	Water	Method:	EPA 8082	Prep Method:	EPA 3510C

QC1356066 Analyte	Result	Spiked	Units	Recovery	Qual	Limits	RPD	RPD Lim
Aroclor-1016	5.063	5.000	ug/L	101%		69-120	9	22
Aroclor-1260	4.499	5.000	ug/L	90%		72-124	10	25
Surrogates								
Decachlorobiphenyl (PCB)	0.3757	0.5000	ug/L	75%		28-138		

Batch QC

Type: Blank	Lab ID: QC1356222	Batch: 399733
Matrix: Water		

QC1356222 Analyte	Result	Qual	Units	RL	MDL	Prepared	Analyzed
Method: EPA 8081A Prep Method: EPA 3510C							
alpha-BHC	ND		ug/L	0.05	0.02	04/03/26	04/03/26
beta-BHC	ND		ug/L	0.05	0.01	04/03/26	04/03/26
gamma-BHC	ND		ug/L	0.05	0.01	04/03/26	04/03/26
delta-BHC	ND		ug/L	0.05	0.01	04/03/26	04/03/26
Heptachlor	ND		ug/L	0.05	0.01	04/03/26	04/03/26
Aldrin	ND		ug/L	0.05	0.01	04/03/26	04/03/26
Heptachlor epoxide	ND		ug/L	0.05	0.01	04/03/26	04/03/26
Endosulfan I	ND		ug/L	0.05	0.01	04/03/26	04/03/26
Dieldrin	ND		ug/L	0.1	0.01	04/03/26	04/03/26
4,4'-DDE	ND		ug/L	0.1	0.04	04/03/26	04/03/26
Endrin	ND		ug/L	0.1	0.01	04/03/26	04/03/26
Endosulfan II	ND		ug/L	0.1	0.02	04/03/26	04/03/26
Endosulfan sulfate	ND		ug/L	0.1	0.02	04/03/26	04/03/26
4,4'-DDD	ND		ug/L	0.1	0.03	04/03/26	04/03/26
Endrin aldehyde	ND		ug/L	0.1	0.04	04/03/26	04/03/26
Endrin ketone	ND		ug/L	0.1	0.03	04/03/26	04/03/26
4,4'-DDT	ND		ug/L	0.1	0.08	04/03/26	04/03/26
Methoxychlor	ND		ug/L	0.1	0.04	04/03/26	04/03/26
Toxaphene	ND		ug/L	2.0	0.6	04/03/26	04/03/26
Chlordane (Technical)	ND		ug/L	1.0	0.2	04/03/26	04/03/26
Surrogates				**Limits**			
TCMX	78%		%REC	29-120		04/03/26	04/03/26
Decachlorobiphenyl	64%		%REC	33-132		04/03/26	04/03/26
Method: EPA 8082 Prep Method: EPA 3510C							
Aroclor-1016	ND		ug/L	0.50	0.30	04/03/26	04/03/26
Aroclor-1221	ND		ug/L	0.50	0.47	04/03/26	04/03/26
Aroclor-1232	ND		ug/L	0.50	0.27	04/03/26	04/03/26
Aroclor-1242	ND		ug/L	0.50	0.29	04/03/26	04/03/26
Aroclor-1248	ND		ug/L	0.50	0.24	04/03/26	04/03/26
Aroclor-1254	ND		ug/L	0.50	0.27	04/03/26	04/03/26
Aroclor-1260	ND		ug/L	0.50	0.33	04/03/26	04/03/26
Aroclor-1262	ND		ug/L	0.50	0.29	04/03/26	04/03/26
Aroclor-1268	ND		ug/L	0.50	0.26	04/03/26	04/03/26
Surrogates				**Limits**			
Decachlorobiphenyl (PCB)	63%		%REC	28-138		04/03/26	04/03/26

Batch QC

Type:	**Blank**	**Lab ID:**	**QC1355999**	**Batch:**	**399719**
Matrix:	**Water**	**Method:**	**EPA 8260B**	**Prep Method:**	**EPA 5030B**

QC1355999 Analyte	Result	Qual	Units	RL	MDL	Prepared	Analyzed
Carbon Disulfide	ND		ug/L	5.0	0.3	04/02/26	04/02/26
Chloroprene	ND		ug/L	200	0.3	04/02/26	04/02/26
3-Chloropropene	ND		ug/L	5.0	0.2	04/02/26	04/02/26
Ethyl methacrylate	ND		ug/L	50	2.4	04/02/26	04/02/26
Ethanol	ND		ug/L	500	130	04/02/26	04/02/26
2-Hexanone	ND		ug/L	5.0	0.6	04/02/26	04/02/26
Isopropanol (IPA)	ND		ug/L	200	40	04/02/26	04/02/26
Methyl acrylonitrile	ND		ug/L	35	1.3	04/02/26	04/02/26
Vinyl Acetate	ND		ug/L	50	2.4	04/02/26	04/02/26
Acrolein	ND		ug/L	200	2.0	04/02/26	04/02/26
Acrylonitrile	ND		ug/L	10	0.3	04/02/26	04/02/26
Freon 12	ND		ug/L	5.0	0.2	04/02/26	04/02/26
Chloromethane	ND		ug/L	5.0	0.1	04/02/26	04/02/26
Vinyl Chloride	ND		ug/L	5.0	0.1	04/02/26	04/02/26
Bromomethane	ND		ug/L	5.0	0.3	04/02/26	04/02/26
Chloroethane	ND		ug/L	5.0	0.05	04/02/26	04/02/26
Trichlorofluoromethane	ND		ug/L	5.0	0.08	04/02/26	04/02/26
Iodomethane	ND		ug/L	5.0		04/02/26	04/02/26
Acetone	ND		ug/L	100	8.8	04/02/26	04/02/26
Freon 113	ND		ug/L	5.0	0.1	04/02/26	04/02/26
1,1-Dichloroethene	ND		ug/L	5.0	0.1	04/02/26	04/02/26
Methylene Chloride	ND		ug/L	10	0.2	04/02/26	04/02/26
MTBE	ND		ug/L	5.0	0.1	04/02/26	04/02/26
trans-1,2-Dichloroethene	ND		ug/L	5.0	0.1	04/02/26	04/02/26
1,1-Dichloroethane	ND		ug/L	5.0	0.07	04/02/26	04/02/26
2-Butanone	ND		ug/L	10	0.9	04/02/26	04/02/26
cis-1,2-Dichloroethene	ND		ug/L	5.0	0.09	04/02/26	04/02/26
2,2-Dichloropropane	ND		ug/L	5.0	0.09	04/02/26	04/02/26
Chloroform	ND		ug/L	5.0	0.07	04/02/26	04/02/26
Bromochloromethane	ND		ug/L	5.0	0.1	04/02/26	04/02/26
1,1,1-Trichloroethane	ND		ug/L	5.0	0.03	04/02/26	04/02/26
1,1-Dichloropropene	ND		ug/L	5.0	0.08	04/02/26	04/02/26
Carbon Tetrachloride	ND		ug/L	5.0	0.07	04/02/26	04/02/26
1,2-Dichloroethane	ND		ug/L	5.0	0.09	04/02/26	04/02/26
Benzene	ND		ug/L	1.0	0.07	04/02/26	04/02/26
Trichloroethene	ND		ug/L	5.0	0.05	04/02/26	04/02/26
1,2-Dichloropropane	ND		ug/L	5.0	0.07	04/02/26	04/02/26
Bromodichloromethane	ND		ug/L	5.0	0.05	04/02/26	04/02/26
Dibromomethane	ND		ug/L	5.0	0.1	04/02/26	04/02/26
4-Methyl-2-Pentanone	ND		ug/L	5.0	0.5	04/02/26	04/02/26
cis-1,3-Dichloropropene	ND		ug/L	5.0	0.08	04/02/26	04/02/26
Toluene	ND		ug/L	5.0	0.05	04/02/26	04/02/26
trans-1,3-Dichloropropene	ND		ug/L	5.0	0.03	04/02/26	04/02/26
1,1,2-Trichloroethane	ND		ug/L	5.0	0.06	04/02/26	04/02/26
1,3-Dichloropropane	ND		ug/L	5.0	0.1	04/02/26	04/02/26
Tetrachloroethene	ND		ug/L	5.0	0.09	04/02/26	04/02/26
Dibromochloromethane	ND		ug/L	5.0	0.07	04/02/26	04/02/26

Batch QC

QC1355999 Analyte	Result	Qual	Units	RL	MDL	Prepared	Analyzed
1,2-Dibromoethane	ND		ug/L	5.0	0.07	04/02/26	04/02/26
Chlorobenzene	ND		ug/L	5.0	0.05	04/02/26	04/02/26
1,1,1,2-Tetrachloroethane	ND		ug/L	5.0	0.06	04/02/26	04/02/26
Ethylbenzene	ND		ug/L	5.0	0.04	04/02/26	04/02/26
m,p-Xylenes	ND		ug/L	5.0	0.1	04/02/26	04/02/26
o-Xylene	ND		ug/L	5.0	0.06	04/02/26	04/02/26
Styrene	ND		ug/L	5.0	0.06	04/02/26	04/02/26
Bromoform	ND		ug/L	5.0	0.08	04/02/26	04/02/26
Isopropylbenzene	ND		ug/L	5.0	0.06	04/02/26	04/02/26
1,1,2,2-Tetrachloroethane	ND		ug/L	5.0	0.06	04/02/26	04/02/26
1,2,3-Trichloropropane	ND		ug/L	5.0	0.09	04/02/26	04/02/26
Propylbenzene	ND		ug/L	5.0	0.05	04/02/26	04/02/26
Bromobenzene	ND		ug/L	5.0	0.06	04/02/26	04/02/26
1,3,5-Trimethylbenzene	ND		ug/L	5.0	0.08	04/02/26	04/02/26
2-Chlorotoluene	ND		ug/L	5.0	0.07	04/02/26	04/02/26
4-Chlorotoluene	ND		ug/L	5.0	0.08	04/02/26	04/02/26
tert-Butylbenzene	ND		ug/L	5.0	0.07	04/02/26	04/02/26
1,2,4-Trimethylbenzene	ND		ug/L	5.0	0.07	04/02/26	04/02/26
sec-Butylbenzene	ND		ug/L	5.0	0.06	04/02/26	04/02/26
para-Isopropyl Toluene	ND		ug/L	5.0	0.05	04/02/26	04/02/26
1,3-Dichlorobenzene	ND		ug/L	5.0	0.06	04/02/26	04/02/26
1,4-Dichlorobenzene	ND		ug/L	5.0	0.07	04/02/26	04/02/26
n-Butylbenzene	ND		ug/L	5.0	0.08	04/02/26	04/02/26
1,2-Dichlorobenzene	ND		ug/L	5.0	0.04	04/02/26	04/02/26
1,2-Dibromo-3-Chloropropane	ND		ug/L	5.0	0.3	04/02/26	04/02/26
1,2,4-Trichlorobenzene	ND		ug/L	5.0	0.1	04/02/26	04/02/26
Hexachlorobutadiene	ND		ug/L	5.0	0.06	04/02/26	04/02/26
1,2,3-Trichlorobenzene	ND		ug/L	5.0	0.09	04/02/26	04/02/26
cis-1,4-Dichloro-2-butene	ND		ug/L	5.0	0.3	04/02/26	04/02/26
trans-1,4-Dichloro-2-butene	ND		ug/L	5.0	0.2	04/02/26	04/02/26
Xylene (total)	ND		ug/L	5.0		04/02/26	04/02/26
Surrogates				**Limits**			
Dibromofluoromethane	96%		%REC	70-130		04/02/26	04/02/26
1,2-Dichloroethane-d4	103%		%REC	70-130		04/02/26	04/02/26
Toluene-d8	103%		%REC	70-130		04/02/26	04/02/26
Bromofluorobenzene	101%		%REC	70-130		04/02/26	04/02/26

Batch QC

Type:	Lab Control Sample	Lab ID:	QC1356002	Batch:	399719
Matrix:	Water	Method:	EPA 8260B	Prep Method:	EPA 5030B

QC1356002 Analyte	Result	Spiked	Units	Recovery	Qual	Limits
1,1-Dichloroethene	43.60	50.00	ug/L	87%		69-128
MTBE	48.02	50.00	ug/L	96%		66-125
Benzene	45.22	50.00	ug/L	90%		76-121
Trichloroethene	52.66	50.00	ug/L	105%		76-124
Toluene	49.44	50.00	ug/L	99%		76-120
Chlorobenzene	50.54	50.00	ug/L	101%		78-120
Surrogates						
Dibromofluoromethane	42.35	50.00	ug/L	85%		70-130
1,2-Dichloroethane-d4	45.40	50.00	ug/L	91%		70-130
Toluene-d8	51.40	50.00	ug/L	103%		70-130
Bromofluorobenzene	50.99	50.00	ug/L	102%		70-130

Type:	Lab Control Sample Duplicate	Lab ID:	QC1356003	Batch:	399719
Matrix:	Water	Method:	EPA 8260B	Prep Method:	EPA 5030B

QC1356003 Analyte	Result	Spiked	Units	Recovery	Qual	Limits	RPD	RPD Lim
1,1-Dichloroethene	44.33	50.00	ug/L	89%		69-128	2	23
MTBE	50.97	50.00	ug/L	102%		66-125	6	22
Benzene	47.53	50.00	ug/L	95%		76-121	5	21
Trichloroethene	51.04	50.00	ug/L	102%		76-124	3	22
Toluene	49.28	50.00	ug/L	99%		76-120	0	21
Chlorobenzene	51.17	50.00	ug/L	102%		78-120	1	20
Surrogates								
Dibromofluoromethane	46.80	50.00	ug/L	94%		70-130		
1,2-Dichloroethane-d4	47.44	50.00	ug/L	95%		70-130		
Toluene-d8	51.84	50.00	ug/L	104%		70-130		
Bromofluorobenzene	50.64	50.00	ug/L	101%		70-130		

Type:	Matrix Spike	Lab ID:	QC1356052	Batch:	399719
Matrix (Source ID):	Water (556536-002)	Method:	EPA 8260B	Prep Method:	EPA 5030B

QC1356052 Analyte	Result	Source Sample Result	Spiked	Units	Recovery	Qual	Limits	DF
1,1-Dichloroethene	18.72	ND	20.00	ug/L	94%		62-131	1
MTBE	18.59	ND	20.00	ug/L	93%		61-124	1
Benzene	17.94	ND	20.00	ug/L	90%		70-123	1
Trichloroethene	52.72	27.77	20.00	ug/L	125%		65-131	1
Toluene	19.05	ND	20.00	ug/L	95%		69-120	1
Chlorobenzene	20.10	ND	20.00	ug/L	101%		72-121	1
Surrogates								
Dibromofluoromethane	45.82		50.00	ug/L	92%		70-130	1
1,2-Dichloroethane-d4	46.94		50.00	ug/L	94%		70-130	1
Toluene-d8	50.76		50.00	ug/L	102%		70-130	1
Bromofluorobenzene	48.95		50.00	ug/L	98%		70-130	1

Batch QC

Type:	Matrix Spike Duplicate	Lab ID:	QC1356053	Batch:	399719
Matrix (Source ID):	Water (556536-002)	Method:	EPA 8260B	Prep Method:	EPA 5030B

QC1356053 Analyte	Result	Source Sample Result	Spiked	Units	Recovery	Qual	Limits	RPD	RPD Lim	DF
1,1-Dichloroethene	17.94	ND	20.00	ug/L	90%		62-131	4	31	1
MTBE	19.57	ND	20.00	ug/L	98%		61-124	5	30	1
Benzene	18.65	ND	20.00	ug/L	93%		70-123	4	31	1
Trichloroethene	53.44	27.77	20.00	ug/L	128%		65-131	1	31	1
Toluene	19.42	ND	20.00	ug/L	97%		69-120	2	29	1
Chlorobenzene	20.47	ND	20.00	ug/L	102%		72-121	2	29	1
Surrogates										
Dibromofluoromethane	44.73		50.00	ug/L	89%		70-130			1
1,2-Dichloroethane-d4	47.44		50.00	ug/L	95%		70-130			1
Toluene-d8	51.15		50.00	ug/L	102%		70-130			1
Bromofluorobenzene	49.97		50.00	ug/L	100%		70-130			1

Type:	Blank	Lab ID:	QC1356238	Batch:	399771
Matrix:	Water	Method:	EPA 8270C-SIM	Prep Method:	EPA 3535

QC1356238 Analyte	Result	Qual	Units	RL	MDL	Prepared	Analyzed
1,4-Dioxane	ND		ug/L	1.0	0.87	04/03/26	04/03/26
Surrogates				Limits			
1,4-Dioxane-d8 (SUR)	97%		%REC	80-120		04/03/26	04/03/26

Type:	Lab Control Sample	Lab ID:	QC1356239	Batch:	399771
Matrix:	Water	Method:	EPA 8270C-SIM	Prep Method:	EPA 3535

QC1356239 Analyte	Result	Spiked	Units	Recovery	Qual	Limits
1,4-Dioxane	9.077	10.00	ug/L	91%		79-120
Surrogates						
1,4-Dioxane-d8 (SUR)	9.760	10.00	ug/L	98%		80-120

Type:	Lab Control Sample Duplicate	Lab ID:	QC1356240	Batch:	399771
Matrix:	Water	Method:	EPA 8270C-SIM	Prep Method:	EPA 3535

QC1356240 Analyte	Result	Spiked	Units	Recovery	Qual	Limits	RPD	RPD Lim
1,4-Dioxane	8.931	10.00	ug/L	89%		79-120	2	20
Surrogates								
1,4-Dioxane-d8 (SUR)	9.723	10.00	ug/L	97%		80-120		

Type:	Blank	Lab ID:	QC1356278	Batch:	399787
Matrix:	Water	Method:	SM 4500-CN-E	Prep Method:	METHOD

QC1356278 Analyte	Result	Qual	Units	RL	MDL	Prepared	Analyzed
Cyanide	ND		mg/L	0.0050	0.0017	04/03/26	04/06/26

Batch QC

Type:	Lab Control Sample	Lab ID:	QC1356279	Batch:	399787
Matrix:	Water	Method:	SM 4500-CN-E	Prep Method:	METHOD

QC1356279 Analyte	Result	Spiked	Units	Recovery	Qual	Limits
Cyanide	0.1028	0.1000	mg/L	103%		85-115

Type:	Matrix Spike	Lab ID:	QC1356280	Batch:	399787
Matrix (Source ID):	Filtrate (556815-002)	Method:	SM 4500-CN-E	Prep Method:	METHOD

QC1356280 Analyte	Result	Source Sample Result	Spiked	Units	Recovery	Qual	Limits	DF
Cyanide	0.1023	ND	0.1000	mg/L	102%		80-120	0.5

Type:	Matrix Spike Duplicate	Lab ID:	QC1356281	Batch:	399787
Matrix (Source ID):	Filtrate (556815-002)	Method:	SM 4500-CN-E	Prep Method:	METHOD

QC1356281 Analyte	Result	Source Sample Result	Spiked	Units	Recovery	Qual	Limits	RPD	RPD Lim	DF
Cyanide	0.09797	ND	0.1000	mg/L	98%		80-120	4	20	0.5

Type:	Blank	Lab ID:	QC1356371	Batch:	399809
Matrix:	Water	Method:	SM 4500-S2-D	Prep Method:	METHOD

QC1356371 Analyte	Result	Qual	Units	RL	MDL	Prepared	Analyzed
Sulfide	ND		mg/L	0.10		04/03/26	04/03/26

Type:	Lab Control Sample	Lab ID:	QC1356372	Batch:	399809
Matrix:	Water	Method:	SM 4500-S2-D	Prep Method:	METHOD

QC1356372 Analyte	Result	Spiked	Units	Recovery	Qual	Limits
Sulfide	1.000	1.000	mg/L	100%		90-110

Type:	Matrix Spike	Lab ID:	QC1356373	Batch:	399809
Matrix (Source ID):	Drinking Water (556806-004)	Method:	SM 4500-S2-D	Prep Method:	METHOD

QC1356373 Analyte	Result	Source Sample Result	Spiked	Units	Recovery	Qual	Limits	DF
Sulfide	0.9000	ND	1.000	mg/L	90%		80-120	1

Type:	Matrix Spike Duplicate	Lab ID:	QC1356374	Batch:	399809
Matrix (Source ID):	Drinking Water (556806-004)	Method:	SM 4500-S2-D	Prep Method:	METHOD

QC1356374 Analyte	Result	Source Sample Result	Spiked	Units	Recovery	Qual	Limits	RPD	RPD Lim	DF
Sulfide	1.000	ND	1.000	mg/L	100%		80-120	11	20	1

Batch QC

Type: Blank	Lab ID: QC1356174	Batch: 399758
Matrix: Water	Method: SM 5310B	Prep Method: SM 5310B

QC1356174 Analyte	Result	Qual	Units	RL	MDL	Prepared	Analyzed
Total Organic Carbon	ND		mg/L	1.0	0.49	04/03/26	04/03/26

Type: Lab Control Sample	Lab ID: QC1356175	Batch: 399758
Matrix: Water	Method: SM 5310B	Prep Method: SM 5310B

QC1356175 Analyte	Result	Spiked	Units	Recovery	Qual	Limits
Total Organic Carbon	22.71	25.00	mg/L	91%		85-115

Type: Matrix Spike	Lab ID: QC1356176	Batch: 399758
Matrix (Source ID): Water (556787-001)	Method: SM 5310B	Prep Method: SM 5310B

QC1356176 Analyte	Result	Source Sample Result	Spiked	Units	Recovery	Qual	Limits	DF
Total Organic Carbon	47,530	31050	12500	mg/L	132%	*	75-125	500

Type: Matrix Spike Duplicate	Lab ID: QC1356177	Batch: 399758
Matrix (Source ID): Water (556787-001)	Method: SM 5310B	Prep Method: SM 5310B

QC1356177 Analyte	Result	Source Sample Result	Spiked	Units	Recovery	Qual	Limits	RPD	RPD Lim	DF
Total Organic Carbon	46,660	31050	12500	mg/L	125%		75-125	2	25	500

Type: Sample Duplicate	Lab ID: QC1355989	Batch: 399713
Matrix (Source ID): Water (556705-001)	Method: SM2130B	

QC1355989 Analyte	Result	Source Sample Result	Units	Qual	RPD	RPD Lim	DF
Turbidity	13.10	15.80	NTU		19	20	1

Type: Blank	Lab ID: QC1356255	Batch: 399781
Matrix: Water	Method: SM2320B	Prep Method: METHOD

QC1356255 Analyte	Result	Qual	Units	RL	MDL	Prepared	Analyzed
Bicarbonate	ND		mg/L	2.0		04/03/26	04/03/26
Alkalinity, Total as CaCO3	ND		mg/L	2.0		04/03/26	04/03/26

Type: Lab Control Sample	Lab ID: QC1356256	Batch: 399781
Matrix: Water	Method: SM2320B	Prep Method: METHOD

QC1356256 Analyte	Result	Spiked	Units	Recovery	Qual	Limits
Alkalinity, Total as CaCO3	98.52	100.0	mg/L	99%		90-110

Batch QC

Type:	Sample Duplicate	Lab ID:	QC1356257	Batch:	399781
Matrix (Source ID):	Water (556785-001)	Method:	SM2320B	Prep Method:	METHOD

QC1356257 Analyte	Result	Source Sample Result	Units	Qual	RPD	RPD Lim	DF
Bicarbonate	157.2	154.2	mg/L		2	20	2.5
Alkalinity, Total as CaCO3	128.9	126.4	mg/L		2	20	2.5

Type:	Sample Duplicate	Lab ID:	QC1356360	Batch:	399805
Matrix (Source ID):	Water (556785-001)	Method:	SM2510B	Prep Method:	METHOD

QC1356360 Analyte	Result	Source Sample Result	Units	Qual	RPD	RPD Lim	DF
Specific Conductance	771.7	764.1	umhos/cm		1	20	1

Type:	Sample Duplicate	Lab ID:	QC1356361	Batch:	399805
Matrix (Source ID):	Water (556785-003)	Method:	SM2510B	Prep Method:	METHOD

QC1356361 Analyte	Result	Source Sample Result	Units	Qual	RPD	RPD Lim	DF
Specific Conductance	720.1	707.8	umhos/cm		2	20	1

Type:	Blank	Lab ID:	QC1356351	Batch:	399803
Matrix:	Water	Method:	SM2540C	Prep Method:	METHOD

QC1356351 Analyte	Result	Qual	Units	RL	MDL	Prepared	Analyzed
Total Dissolved Solids	ND		mg/L	20		04/03/26	04/04/26

Type:	Lab Control Sample	Lab ID:	QC1356352	Batch:	399803
Matrix:	Water	Method:	SM2540C	Prep Method:	METHOD

QC1356352 Analyte	Result	Spiked	Units	Recovery	Qual	Limits
Total Dissolved Solids	1,002	1000	mg/L	100%		90-110

Type:	Sample Duplicate	Lab ID:	QC1356353	Batch:	399803
Matrix (Source ID):	Water (556785-001)	Method:	SM2540C	Prep Method:	METHOD

QC1356353 Analyte	Result	Source Sample Result	Units	Qual	RPD	RPD Lim	DF
Total Dissolved Solids	518.0	502.0	mg/L		3	5	2

Batch QC

Type:	Sample Duplicate	Lab ID:	QC1356354	Batch:	399803
Matrix (Source ID):	Water (556785-003)	Method:	SM2540C	Prep Method:	METHOD

QC1356354 Analyte	Result	Source Sample Result	Units	Qual	RPD	RPD Lim	DF
Total Dissolved Solids	494.0	490.0	mg/L		1	5	2

Type:	Blank	Lab ID:	QC1356394	Batch:	399818
Matrix:	Water	Method:	SM2540D	Prep Method:	METHOD

QC1356394 Analyte	Result	Qual	Units	RL	MDL	Prepared	Analyzed
Total Suspended Solids	ND		mg/L	0.5		04/03/26	04/04/26

Type:	Lab Control Sample	Lab ID:	QC1356395	Batch:	399818
Matrix:	Water	Method:	SM2540D	Prep Method:	METHOD

QC1356395 Analyte	Result	Spiked	Units	Recovery	Qual	Limits
Total Suspended Solids	100.7	100.0	mg/L	101%		90-110

Type:	Lab Control Sample Duplicate	Lab ID:	QC1356396	Batch:	399818
Matrix:	Water	Method:	SM2540D	Prep Method:	METHOD

QC1356396 Analyte	Result	Spiked	Units	Recovery	Qual	Limits	RPD	RPD Lim
Total Suspended Solids	101.5	100.0	mg/L	101%		90-110	1	5

Type:	Sample Duplicate	Lab ID:	QC1356397	Batch:	399818
Matrix (Source ID):	Water (556412-002)	Method:	SM2540D	Prep Method:	METHOD

QC1356397 Analyte	Result	Source Sample Result	Units	Qual	RPD	RPD Lim	DF
Total Suspended Solids	2,089	2025	mg/L		3	5	1

Type:	Sample Duplicate	Lab ID:	QC1356398	Batch:	399818
Matrix (Source ID):	Water (556413-001)	Method:	SM2540D	Prep Method:	METHOD

QC1356398 Analyte	Result	Source Sample Result	Units	Qual	RPD	RPD Lim	DF
Total Suspended Solids	1,220	1413	mg/L		15*	5	1

Type:	Blank	Lab ID:	QC1356207	Batch:	399764
Matrix:	Water	Method:	SM5210B	Prep Method:	METHOD

QC1356207 Analyte	Result	Qual	Units	RL	MDL	Prepared	Analyzed
Biochemical Oxygen Demand	ND		mg/L	3.0		04/03/26 10:24	04/08/26 14:15

Batch QC

Type:	Lab Control Sample	Lab ID:	QC1356208	Batch:	399764
Matrix:	Water	Method:	SM5210B	Prep Method:	METHOD

QC1356208 Analyte	Result	Spiked	Units	Recovery	Qual	Limits
Biochemical Oxygen Demand	187.1	198.0	mg/L	94%		84.6-115.4

Type:	Sample Duplicate	Lab ID:	QC1356209	Batch:	399764
Matrix (Source ID):	Water (556413-002)	Method:	SM5210B	Prep Method:	METHOD

QC1356209 Analyte	Result	Source Sample Result	Units	Qual	RPD	RPD Lim	DF
Biochemical Oxygen Demand	2,176	2172	mg/L		0	30	1

Type:	Blank	Lab ID:	QC1356164	Batch:	399755
Matrix:	Water	Method:	SM5220D	Prep Method:	SM 5220D

QC1356164 Analyte	Result	Qual	Units	RL	MDL	Prepared	Analyzed
Chemical Oxygen Demand	ND		mg/L	4.0	2.6	04/03/26	04/03/26

Type:	Lab Control Sample	Lab ID:	QC1356165	Batch:	399755
Matrix:	Water	Method:	SM5220D	Prep Method:	SM 5220D

QC1356165 Analyte	Result	Spiked	Units	Recovery	Qual	Limits
Chemical Oxygen Demand	110.0	100.0	mg/L	110%		90-110

Type:	Matrix Spike	Lab ID:	QC1356166	Batch:	399755
Matrix (Source ID):	Water (556785-001)	Method:	SM5220D	Prep Method:	SM 5220D

QC1356166 Analyte	Result	Source Sample Result	Spiked	Units	Recovery	Qual	Limits	DF
Chemical Oxygen Demand	178.0	72.00	100.0	mg/L	106%		75-125	2

Type:	Matrix Spike Duplicate	Lab ID:	QC1356167	Batch:	399755
Matrix (Source ID):	Water (556785-001)	Method:	SM5220D	Prep Method:	SM 5220D

QC1356167 Analyte	Result	Source Sample Result	Spiked	Units	Recovery	Qual	Limits	RPD	RPD Lim	DF
Chemical Oxygen Demand	172.0	72.00	100.0	mg/L	100%		75-125	3	20	2

* Value is outside QC limits
E Response exceeds instrument's linear range
J Estimated value
ND Not Detected
NM Not Meaningful
b See narrative

Laboratory Job Number 556785

Subcontracted Products

Pace Laboratories

Date of Report: 04/22/2026

David Tripp

Enthalpy Analytical - Orange
931 West Barkley Avenue
Orange, CA 92868

Client Project:	EO-556785
Pace Project:	Chiquita Canyon Landfill Stormwater
Pace Work Order:	2604861
Invoice ID:	B534221

Enclosed are the results of analyses for samples received by the laboratory on 4/7/2026. If you have any questions concerning this report, please feel free to contact me.

Sincerely,

Shaniah Underwood

Contact Person: Shaniah Underwood
Client Service Rep.

Steven Bennett

Steven Bennett
Operations Manager

Certifications: CA ELAP #1186; NV #CA00014; OR ELAP #4032-001; AK UST101

The results in this report apply to the samples analyzed in accordance with the chain of custody document. This analytical report must be reproduced in its entirety.
All results listed in this report are for the exclusive use of the submitting party. Pace Analytical assumes no responsibility for report alteration, separation, detachment or third party interpretation.

Table of Contents

Sample Information

Chain of Custody and Cooler Receipt form 3
Laboratory / Client Sample Cross Reference 5

Sample Results

2604861-01 - CCLSB01260402

Organo-Phosphorus Pesticide Analysis (EPA Method 8141A) 6

2604861-03 - CCLSB03260402

Organo-Phosphorus Pesticide Analysis (EPA Method 8141A) 7

Quality Control Reports

Organo-Phosphorus Pesticide Analysis (EPA Method 8141A)

Method Blank Analysis 8
Laboratory Control Sample 9
Precision and Accuracy 10

Notes

Notes and Definitions 11

The results in this report apply to the samples analyzed in accordance with the chain of custody document. This analytical report must be reproduced in its entirety.
All results listed in this report are for the exclusive use of the submitting party. Pace Analytical assumes no responsibility for report alteration, separation, detachment or third party interpretation.

ENTHALPY ANALYTICAL

931 West Barkley Ave
Orange, CA 92868
(714) 771-6900

2604861

2604861

Subcontract Laboratory:
Pace Laboratories
4100 Atlas Court
Bakersfield, CA 93308
ATTN: Ragen Schallock
PO #: Required, to be sent via email

Enthalpy Order: EO-556785
PM: David Tripp
Email: david.tripp@enthalpy.com
CC: incomingreports@enthalpy.com
Phone: 657-581-4710

Results Due: 04/14/26 w Hold Time RUSH
Report Level: II
Report To: MDL
EDDs: ELM_TransferOut (Standard Excel Transfer EDD, 3 tabs)

Notes:
CHIQUITA Stormwater - No dilutions please unless absolutely necessary due to matrix or other technically valid reason, requiring clear, technical explanation for client's regulator in your Case Narrative.HOLD 002 and 004 pending client update. Hold Time RUSH only if necessary to meet the hold times.

Sample ID	Collected	Lab ID	# Cont.	Matrix	Analysis Requested	Comment
CCLSB01260402	02-APR-2026 11:50	556785-001	1	Water	Organophosphorus Pesticides	
CCLSB02260402 - HOLD	02-APR-2026 13:30	556785-002	1	Water	Organophosphorus Pesticides	HOLD 002 and 004 pending client update.
CCLSB03260402	02-APR-2026 14:15	556785-003	1	Water	Organophosphorus Pesticides	
CCLSB04260402 - HOLD	02-APR-2026 15:50	556785-004	1	Water	Organophosphorus Pesticides	HOLD 002 and 004 pending client update.

Notes:	Relinquished By:	Received By:
	[signature]	TODD L
	Date: 4-6-26 14:57	Date: 3/7/26 1010
	Date:	Date:
	Date:	Date:

CHK BY
DISTRIBUTION
SUB OUT

Chain of Custody and Cooler Receipt Form for 2604861 Page 2 of 2

PACE ANALYTICAL	COOLER RECEIPT FORM	Page 1 Of 1
Submission #: 2604861		

SHIPPING INFORMATION	SHIPPING CONTAINER	FREE LIQUID
Fed Ex ☑ UPS ☐ GSO / GLS ☐ Hand Delivery ☐ Pace Lab Field Service ☐ Other ☐ (Specify)_____	Ice Chest ☑ None ☐ Box ☐ Other ☐ (Specify)_____	YES ☑ NO ☐ W / S

Refrigerant: Ice ☑ Blue Ice ☐ None ☐ Other ☐ Comments:

Custody Seals Ice Chest ☐ Intact? Yes ☐ No ☐ Containers ☐ Intact? Yes ☐ No ☐ None ☑ Comments:

All samples received? Yes ☑ No ☐ All samples containers intact? Yes ☑ No ☐ Description(s) match COC? Yes ☑ No ☐

COC Received ☑ YES ☐ NO

Emissivity: 0.97 Container: N/A Thermometer ID: 374 Date/Time 4/17/24

Temperature: (A) 1.4 °C / (C) 1.2 °C Analyst Init TJC 1010

SAMPLE CONTAINERS	SAMPLE NUMBERS 1	2	3	4	5	6	7	8	9	10
QT PE UNPRES										
4oz / 8oz / 16oz PE UNPRES										
2oz Cr^{+6}										
QT INORGANIC CHEMICAL METALS										
INORGANIC CHEMICAL METALS 4oz / 8oz / 16oz										
PT CYANIDE										
PT NITROGEN FORMS										
PT TOTAL SULFIDE										
2oz. NITRATE / NITRITE										
PT TOTAL ORGANIC CARBON										
PT CHEMICAL OXYGEN DEMAND										
PtA PHENOLICS										
40ml VOA VIAL TRAVEL BLANK										
40ml VOA VIAL										
QT EPA 1664B										
PT ODOR										
RADIOLOGICAL										
BACTERIOLOGICAL										
40 ml VOA VIAL- 504										
QT EPA 508/608.3/8081A										
QT EPA 515.1/8151A										
QT EPA 525.2										
QT EPA 525.2 TRAVEL BLANK										
40ml EPA 547										
40ml EPA 531.1										
8oz EPA 548.1										
QT EPA 549.2										
QT EPA 8015M										
QT EPA 8270C										
8oz / 16oz / 32oz AMBER	A	A	A	A						
8oz / 16oz / 32oz JAR										
SOIL SLEEVE										
PCB VIAL										
PLASTIC BAG										
TEDLAR BAG										
FERROUS IRON										
ENCORE										
SMART KIT										
SUMMA CANISTER										

Comments:

Sample Numbering Completed By: TJC Date/Time: 4/17/24 1125

A = Actual / C = Corrected

Rev 23 05/20/22

[S:\WPDoc\WordPerfect\LAB_DOCS\FORMS\SAMREC rev 20]

Pace Analytical
ENVIRONMENTAL SCIENCES

Enthalpy Analytical - Orange	**Reported:** 04/22/2026 10:57
931 West Barkley Avenue	Project: Chiquita Canyon Landfill Stormwater
Orange, CA 92868	Project Number: EO-556785
	Project Manager: David Tripp

Laboratory / Client Sample Cross Reference

Laboratory	Client Sample Information			
2604861-01	**COC Number:**	—	**Receive Date:**	04/07/2026 10:10
	Project Number:	—	**Sampling Date:**	04/02/2026 11:50
	Sampling Location:	—	**Sample Depth:**	—
	Sampling Point:	CCLSB01260402	**Lab Matrix:**	Water
	Sampled By:	client	**Sample Type:**	Water
2604861-02	**COC Number:**	—	**Receive Date:**	04/07/2026 10:10
	Project Number:	—	**Sampling Date:**	04/02/2026 13:30
	Sampling Location:	—	**Sample Depth:**	—
	Sampling Point:	CCLSB02260402	**Lab Matrix:**	Water
	Sampled By:	client	**Sample Type:**	Water
2604861-03	**COC Number:**	—	**Receive Date:**	04/07/2026 10:10
	Project Number:	—	**Sampling Date:**	04/02/2026 14:15
	Sampling Location:	—	**Sample Depth:**	—
	Sampling Point:	CCLSB03260402	**Lab Matrix:**	Water
	Sampled By:	client	**Sample Type:**	Water
2604861-04	**COC Number:**	—	**Receive Date:**	04/07/2026 10:10
	Project Number:	—	**Sampling Date:**	04/02/2026 15:50
	Sampling Location:	—	**Sample Depth:**	—
	Sampling Point:	CCLSB04260402	**Lab Matrix:**	Water
	Sampled By:	client	**Sample Type:**	Water

The results in this report apply to the samples analyzed in accordance with the chain of custody document. This analytical report must be reproduced in its entirety.
All results listed in this report are for the exclusive use of the submitting party. Pace Analytical assumes no responsibility for report alteration, separation, detachment or third party interpretation.

Pace Analytical
ENVIRONMENTAL SCIENCES

Enthalpy Analytical - Orange
931 West Barkley Avenue
Orange, CA 92868

Reported: 04/22/2026 10:57
Project: Chiquita Canyon Landfill Stormwater
Project Number: EO-556785
Project Manager: David Tripp

Organo-Phosphorus Pesticide Analysis (EPA Method 8141A)

Pace Sample ID: 2604861-01 | **Client Sample Name:** CCLSB01260402, 4/2/2026 11:50:00AM, client

Constituent	Result	Units	PQL	MDL	Method	MB Bias	Lab Quals	DCN
Azinphos methyl	ND	ug/L	0.50	0.12	EPA-8141A	ND		1
Bolstar	ND	ug/L	0.20	0.050	EPA-8141A	ND		1
Chlorpyrifos	ND	ug/L	0.20	0.050	EPA-8141A	ND		1
Coumaphos	ND	ug/L	0.50	0.11	EPA-8141A	ND		1
Demeton O/S	ND	ug/L	0.20	0.056	EPA-8141A	ND		1
Diazinon	ND	ug/L	0.20	0.050	EPA-8141A	ND		1
Dichlorvos	ND	ug/L	0.20	0.050	EPA-8141A	ND		1
Disulfoton	ND	ug/L	0.20	0.050	EPA-8141A	ND		1
Ethoprop	ND	ug/L	0.20	0.052	EPA-8141A	ND		1
Fensulfothion	ND	ug/L	0.20	0.051	EPA-8141A	ND		1
Fenthion	ND	ug/L	0.20	0.050	EPA-8141A	ND		1
Merphos	ND	ug/L	0.20	0.050	EPA-8141A	ND		1
Methyl parathion	ND	ug/L	0.20	0.050	EPA-8141A	ND		1
Mevinphos	ND	ug/L	0.20	0.050	EPA-8141A	ND		1
Naled	ND	ug/L	0.50	0.17	EPA-8141A	ND		1
Phorate	ND	ug/L	0.20	0.066	EPA-8141A	ND		1
Ronnel (Fenchlorphos)	ND	ug/L	0.20	0.050	EPA-8141A	ND		1
Stirophos (Tetrachlorvinphos)	ND	ug/L	0.20	0.082	EPA-8141A	ND		1
Tokuthion (Prothiofos)	ND	ug/L	0.20	0.050	EPA-8141A	ND		1
Trichloronate	ND	ug/L	0.20	0.050	EPA-8141A	ND		1
Triphenylphosphate (Surrogate)	59.8	%	50 - 130 (LCL - UCL)		EPA-8141A			1

DCN	Method	Prep Date	Run Date/Time	Analyst	Instrument	Dilution	QC Batch ID	Prep Method
1	EPA-8141A	04/09/26 11:45	04/10/26 22:45	IJC	GC-18	0.962	B230202	EPA 3510C

DCN = Data Continuation Number

The results in this report apply to the samples analyzed in accordance with the chain of custody document. This analytical report must be reproduced in its entirety.
All results listed in this report are for the exclusive use of the submitting party. Pace Analytical assumes no responsibility for report alteration, separation, detachment or third party interpretation.

Pace Analytical
ENVIRONMENTAL SCIENCES

Enthalpy Analytical - Orange
931 West Barkley Avenue
Orange, CA 92868

Reported: 04/22/2026 10:57
Project: Chiquita Canyon Landfill Stormwater
Project Number: EO-556785
Project Manager: David Tripp

Organo-Phosphorus Pesticide Analysis (EPA Method 8141A)

Pace Sample ID: 2604861-03 | **Client Sample Name:** CCLSB03260402, 4/2/2026 2:15:00PM, client

Constituent	Result	Units	PQL	MDL	Method	MB Bias	Lab Quals	DCN
Azinphos methyl	ND	ug/L	0.50	0.12	EPA-8141A	ND		1
Bolstar	ND	ug/L	0.20	0.050	EPA-8141A	ND		1
Chlorpyrifos	ND	ug/L	0.20	0.050	EPA-8141A	ND		1
Coumaphos	ND	ug/L	0.50	0.11	EPA-8141A	ND		1
Demeton O/S	ND	ug/L	0.20	0.056	EPA-8141A	ND		1
Diazinon	ND	ug/L	0.20	0.050	EPA-8141A	ND		1
Dichlorvos	ND	ug/L	0.20	0.050	EPA-8141A	ND		1
Disulfoton	ND	ug/L	0.20	0.050	EPA-8141A	ND		1
Ethoprop	ND	ug/L	0.20	0.052	EPA-8141A	ND		1
Fensulfothion	ND	ug/L	0.20	0.051	EPA-8141A	ND		1
Fenthion	ND	ug/L	0.20	0.050	EPA-8141A	ND		1
Merphos	ND	ug/L	0.20	0.050	EPA-8141A	ND		1
Methyl parathion	ND	ug/L	0.20	0.050	EPA-8141A	ND		1
Mevinphos	ND	ug/L	0.20	0.050	EPA-8141A	ND		1
Naled	ND	ug/L	0.50	0.17	EPA-8141A	ND		1
Phorate	ND	ug/L	0.20	0.066	EPA-8141A	ND		1
Ronnel (Fenchlorphos)	ND	ug/L	0.20	0.050	EPA-8141A	ND		1
Stirophos (Tetrachlorvinphos)	ND	ug/L	0.20	0.082	EPA-8141A	ND		1
Tokuthion (Prothiofos)	ND	ug/L	0.20	0.050	EPA-8141A	ND		1
Trichloronate	ND	ug/L	0.20	0.050	EPA-8141A	ND		1
Triphenylphosphate (Surrogate)	43.0	%	50 - 130 (LCL - UCL)		EPA-8141A		S09	1

DCN	Method	Prep Date	Run Date/Time	Analyst	Instrument	Dilution	QC Batch ID	Prep Method
1	EPA-8141A	04/09/26 11:45	04/10/26 23:44	IJC	GC-18	0.980	B230202	EPA 3510C

DCN = Data Continuation Number

The results in this report apply to the samples analyzed in accordance with the chain of custody document. This analytical report must be reproduced in its entirety.
All results listed in this report are for the exclusive use of the submitting party. Pace Analytical assumes no responsibility for report alteration, separation, detachment or third party interpretation.

Pace Analytical
ENVIRONMENTAL SCIENCES

Enthalpy Analytical - Orange
931 West Barkley Avenue
Orange, CA 92868

Reported: 04/22/2026 10:57
Project: Chiquita Canyon Landfill Stormwater
Project Number: EO-556785
Project Manager: David Tripp

Organo-Phosphorus Pesticide Analysis (EPA Method 8141A)

Quality Control Report - Method Blank Analysis

Constituent	QC Sample ID	MB Result	Units	PQL	MDL	Lab Quals	Run #
QC Batch ID: B230202							
Azinphos methyl	B230202-BLK1	ND	ug/L	0.50	0.12		1
Bolstar	B230202-BLK1	ND	ug/L	0.20	0.050		1
Chlorpyrifos	B230202-BLK1	ND	ug/L	0.20	0.050		1
Coumaphos	B230202-BLK1	ND	ug/L	0.50	0.11		1
Demeton O/S	B230202-BLK1	ND	ug/L	0.20	0.056		1
Diazinon	B230202-BLK1	ND	ug/L	0.20	0.050		1
Dichlorvos	B230202-BLK1	ND	ug/L	0.20	0.050		1
Disulfoton	B230202-BLK1	ND	ug/L	0.20	0.050		1
Ethoprop	B230202-BLK1	ND	ug/L	0.20	0.052		1
Fensulfothion	B230202-BLK1	ND	ug/L	0.20	0.051		1
Fenthion	B230202-BLK1	ND	ug/L	0.20	0.050		1
Merphos	B230202-BLK1	ND	ug/L	0.20	0.050		1
Methyl parathion	B230202-BLK1	ND	ug/L	0.20	0.050		1
Mevinphos	B230202-BLK1	ND	ug/L	0.20	0.050		1
Naled	B230202-BLK1	ND	ug/L	0.50	0.17		1
Phorate	B230202-BLK1	ND	ug/L	0.20	0.066		1
Ronnel (Fenchlorphos)	B230202-BLK1	ND	ug/L	0.20	0.050		1
Stirophos (Tetrachlorvinphos)	B230202-BLK1	ND	ug/L	0.20	0.082		1
Tokuthion (Prothiofos)	B230202-BLK1	ND	ug/L	0.20	0.050		1
Trichloronate	B230202-BLK1	ND	ug/L	0.20	0.050		1
Triphenylphosphate (Surrogate)	**B230202-BLK1**	**54.8**	%	**50 - 130 (LCL - UCL)**			1

Run #	QC Sample ID	QC Type	Method	Prep Date	Run Date Time	Analyst	Instrument	Dilution
1	B230202-BLK1	PB	EPA-8141A	04/09/26	04/10/26 20:46	IJC	GC-18	1

The results in this report apply to the samples analyzed in accordance with the chain of custody document. This analytical report must be reproduced in its entirety.
All results listed in this report are for the exclusive use of the submitting party. Pace Analytical assumes no responsibility for report alteration, separation, detachment or third party interpretation.

Pace Analytical
ENVIRONMENTAL SCIENCES

Enthalpy Analytical - Orange
931 West Barkley Avenue
Orange, CA 92868

Reported: 04/22/2026 10:57
Project: Chiquita Canyon Landfill Stormwater
Project Number: EO-556785
Project Manager: David Tripp

Organo-Phosphorus Pesticide Analysis (EPA Method 8141A)

Quality Control Report - Laboratory Control Sample

Constituent	QC Sample ID	Type	Result	Spike Level	Units	Percent Recovery	RPD	Control Limits Percent Recovery	Control Limits RPD	Lab Quals	Run #
QC Batch ID: B230202											
Bolstar	B230202-BS1	LCS	1.5350	2.0000	ug/L	76.8		50 - 130			1
Chlorpyrifos	B230202-BS1	LCS	1.7350	2.0000	ug/L	86.8		60 - 120			1
Diazinon	B230202-BS1	LCS	1.8250	2.0000	ug/L	91.2		60 - 130			1
Methyl parathion	B230202-BS1	LCS	1.6450	2.0000	ug/L	82.2		60 - 120			1
Mevinphos	B230202-BS1	LCS	1.2850	2.0000	ug/L	64.2		50 - 120			1
Ronnel (Fenchlorphos)	B230202-BS1	LCS	1.9000	2.0000	ug/L	95.0		50 - 120			1
Stirophos (Tetrachlorvinphos)	B230202-BS1	LCS	1.7600	2.0000	ug/L	88.0		50 - 120			1
Triphenylphosphate (Surrogate)	B230202-BS1	LCS	2.3000	2.5000	ug/L	92.0		50 - 130			1

Run #	QC Sample ID	QC Type	Method	Prep Date	Run Date Time	Analyst	Instrument	Dilution
1	B230202-BS1	LCS	EPA-8141A	04/09/26	04/10/26 21:16	IJC	GC-18	1

The results in this report apply to the samples analyzed in accordance with the chain of custody document. This analytical report must be reproduced in its entirety.
All results listed in this report are for the exclusive use of the submitting party. Pace Analytical assumes no responsibility for report alteration, separation, detachment or third party interpretation.

Pace Analytical
ENVIRONMENTAL SCIENCES

Enthalpy Analytical - Orange
931 West Barkley Avenue
Orange, CA 92868

Reported: 04/22/2026 10:57
Project: Chiquita Canyon Landfill Stormwater
Project Number: EO-556785
Project Manager: David Tripp

Organo-Phosphorus Pesticide Analysis (EPA Method 8141A)

Quality Control Report - Precision & Accuracy

Constituent	Type	Source Sample ID	Source Result	Result	Spike Added	Units	RPD	Percent Recovery	Control Limits RPD	Control Limits Percent Recovery	Lab Quals	R#
QC Batch ID: B230202	Used client sample: N											
Bolstar	MS	2604913-02	ND	2.0631	1.9417	ug/L		106		60 - 120		1
	MSD	2604913-02	ND	1.9757	1.9417	ug/L	4.3	102	30	60 - 120		2
Chlorpyrifos	MS	2604913-02	ND	2.0485	1.9417	ug/L		106		60 - 120		1
	MSD	2604913-02	ND	1.8447	1.9417	ug/L	10.5	95.0	30	60 - 120		2
Diazinon	MS	2604913-02	ND	1.7087	1.9417	ug/L		88.0		60 - 130		1
	MSD	2604913-02	ND	1.5728	1.9417	ug/L	8.3	81.0	30	60 - 130		2
Methyl parathion	MS	2604913-02	ND	1.9515	1.9417	ug/L		100		60 - 120		1
	MSD	2604913-02	ND	1.8155	1.9417	ug/L	7.2	93.5	30	60 - 120		2
Mevinphos	MS	2604913-02	ND	1.3544	1.9417	ug/L		69.8		50 - 120		1
	MSD	2604913-02	ND	1.4126	1.9417	ug/L	4.2	72.8	30	50 - 120		2
Ronnel (Fenchlorphos)	MS	2604913-02	ND	2.0146	1.9417	ug/L		104		50 - 120		1
	MSD	2604913-02	ND	1.7913	1.9417	ug/L	11.7	92.3	30	50 - 120		2
Stirophos (Tetrachlorvinphos)	MS	2604913-02	ND	2.2621	1.9417	ug/L		116		50 - 120		1
	MSD	2604913-02	ND	2.0971	1.9417	ug/L	7.6	108	30	50 - 120		2
Triphenylphosphate (Surrogate)	MS	2604913-02	ND	2.2184	2.4272	ug/L		91.4		50 - 130		1
	MSD	2604913-02	ND	2.0146	2.4272	ug/L	9.6	83.0		50 - 130		2

Run #	QC Sample ID	QC Type	Method	Prep Date	Run Date Time	Analyst	Instrument	Dilution
1	B230202-MS1	MS	EPA-8141A	04/09/26	04/10/26 21:45	IJC	GC-18	0.971
2	B230202-MSD1	MSD	EPA-8141A	04/09/26	04/10/26 22:15	IJC	GC-18	0.971

The results in this report apply to the samples analyzed in accordance with the chain of custody document. This analytical report must be reproduced in its entirety.
All results listed in this report are for the exclusive use of the submitting party. Pace Analytical assumes no responsibility for report alteration, separation, detachment or third party interpretation.

Pace Analytical
ENVIRONMENTAL SCIENCES

Enthalpy Analytical - Orange	**Reported:** 04/22/2026 10:57
931 West Barkley Avenue	Project: Chiquita Canyon Landfill Stormwater
Orange, CA 92868	Project Number: EO-556785
	Project Manager: David Tripp

Notes And Definitions

MDL	Method Detection Limit
ND	Analyte Not Detected
PQL	Practical Quantitation Limit
S09	The surrogate recovery for this compound was not within the control limits.

The results in this report apply to the samples analyzed in accordance with the chain of custody document. This analytical report must be reproduced in its entirety.
All results listed in this report are for the exclusive use of the submitting party. Pace Analytical assumes no responsibility for report alteration, separation, detachment or third party interpretation.

Laboratory Job Number 556785

Subcontracted Products

McCampbell Analytical, Inc.

McCampbell Analytical, Inc.

"When Quality Counts"

Analytical Report

WorkOrder: 2604345

Report Created for: Enthalpy Analytical

931 West Barkley Avenue
Orange, CA 92868

Project Contact: David Tripp
Project P.O.: 096843
Project: EO-556785

Project Location:
Project Received: 04/07/2026

Analytical Report reviewed & approved for release on 04/09/2026 by:

Yen Cao

Yen Cao
Project Manager

The report shall not be reproduced except in full, without the written approval of the laboratory. The analytical results relate only to the items tested. Results reported conform to the most current regulatory standards, where applicable, unless otherwise stated.

1534 Willow Pass Rd. Pittsburg, CA 94565 ♦ TEL: (877) 252-9262 ♦ FAX: (925) 252-9269 ♦ www.mccampbell.com
CA ELAP 1644 ♦ ORELAP (NELAP) 4033 ♦ AIHA-LAP ID#232255 ♦ DoD-ELAP Cert # L22-757

McCampbell Analytical, Inc.
"When Quality Counts"

1534 Willow Pass Road, Pittsburg, CA 94565-1701
Toll Free Telephone: (877) 252-9262 / Fax: (925) 252-9269
http://www.mccampbell.com / E-mail: main@mccampbell.com

Glossary of Terms & Qualifier Definitions

Client: Enthalpy Analytical **WorkOrder:** 2604345

Project: EO-556785

Glossary Abbreviation

%D	Serial Dilution Percent Difference
95% Interval	95% Confident Interval
CCV	Continuing Calibration Verification.
CCV REC (%)	The % recovery of Continuing Calibration Verification
DF	Dilution Factor
DI WET	(DISTLC) Waste Extraction Test using DI water
DISS	Dissolved (sample filtered using a 0.45 µm filter size)
DLT	Dilution Test (Serial Dilution)
DUP	Duplicate
EDL	Estimated Detection Limit
ITEF	International Toxicity Equivalence Factor
LCS	Laboratory Control Sample
LCS2	Second LCS for the batch. Spike level is lower than that for the first LCS; applicable to method 1633.
LQL	Lowest Quantitation Level
MB	Method Blank
MB IS/SS % Rec	% Recovery of Internal Standard or Surrogate in Method Blank, if applicable
MB SS % Rec	% Recovery of Surrogate in Method Blank, if applicable
MDL	Method Detection Limit [1]
ML	Minimum Level of Quantitation
MS	Matrix Spike
MSD	Matrix Spike Duplicate
NA	Not Applicable
ND	Not detected at or above the indicated MDL (if present) or RL.
NR	Data Not Reported due to matrix interference or insufficient sample amount.
PDS	Post Digestion Spike
PF	Prep Factor
RD	Relative Difference
RL	Reporting Limit [2]
RPD	Relative Percent Difference
RRT	Relative Retention Time
RSD	Relative Standard Deviation
SPK Val	Spike Value
SPKRef Val	Spike Reference Value
SPLP	Synthetic Precipitation Leachate Procedure

[1] MDL is the minimum measured concentration of a substance that can be reported with 99% confidence that the measured concentration is distinguishable from method blank results. Definition and Procedure for the Determination of the Method Detection Limit, Revision 2, 40CFR, Part 136, Appendix B, EPA 821-R-16-006, December 2016. Values are based upon our default extraction volume/amount and are subject to change.

[2] RL is the lowest level that can be reliably determined within specified limits of precision and accuracy during routine laboratory operating conditions. (The RL cannot be lower than the lowest calibration standard used in the initial calibration of the instrument and must be greater than the MDL.) Values are based upon our default extraction volume/amount and are subject to change.

McCampbell Analytical, Inc.
"When Quality Counts"

1534 Willow Pass Road, Pittsburg, CA 94565-1701
Toll Free Telephone: (877) 252-9262 / Fax: (925) 252-9269
http://www.mccampbell.com / E-mail: main@mccampbell.com

Glossary of Terms & Qualifier Definitions

Client: Enthalpy Analytical **WorkOrder:** 2604345

Project: EO-556785

TCLP	Toxicity Characteristic Leachate Procedure
TEQ	Toxicity Equivalents
TNTC	"Too Numerous to Count;" greater than 250 colonies observed on the plate.
TPH-Diesel	Sample results for semi-volatile TPH (diesel, kerosene, oil, etc) were calculated using a background subtraction procedure to correct for instrument baseline rise (column bleed) as described in Sec 7.7.2.2 of EPA 8015 B, C.
TZA	TimeZone Net Adjustment for sample collected outside of MAI's Coordinated Universal Time (UTC). (Adjustment for Daylight Saving is not accounted.)
WET (STLC)	Waste Extraction Test (Soluble Threshold Limit Concentration)

Analytical Qualifiers

a3	Sample diluted due to high organic content interfering with quantitative/or qualitative analysis.

McCampbell Analytical, Inc.
"When Quality Counts"

1534 Willow Pass Road, Pittsburg, CA 94565-1701
Toll Free Telephone: (877) 252-9262 / Fax: (925) 252-9269
http://www.mccampbell.com / E-mail: main@mccampbell.com

Analytical Report

Client:	Enthalpy Analytical	**WorkOrder:**	2604345
Date Received:	04/07/2026 10:21	**Extraction Method:**	E8151A
Date Prepared:	04/08/2026	**Analytical Method:**	E8151A
Project:	EO-556785	**Unit:**	µg/L

Chlorinated Herbicides by GC-ECD

Client ID	Lab ID	Matrix	Date Collected	Instrument FileID	Batch ID
CCLSB01260402	2604345-001A	Water	04/02/2026 11:50	GC15A 04082611.D	339220

Analytes	Result	MDL	RL	DF	Date Analyzed
Acifluorfen	ND	5.3	10	10	04/08/2026 13:02
Bentazon	ND	3.2	10	10	04/08/2026 13:02
Chloramben	ND	6.4	10	10	04/08/2026 13:02
2,4-D (Dichlorophenoxyacetic acid)	ND	0.79	2.0	10	04/08/2026 13:02
2,4-DB	ND	4.2	10	10	04/08/2026 13:02
Dalapon	ND	7.7	10	10	04/08/2026 13:02
DCPA (mono & diacid)	ND	5.0	10	10	04/08/2026 13:02
Dicamba	ND	0.74	2.0	10	04/08/2026 13:02
3,5-Dichlorobenzoic Acid	ND	2.4	10	10	04/08/2026 13:02
Dichloroprop	ND	3.5	10	10	04/08/2026 13:02
Dinoseb (DNBP)	ND	3.0	10	10	04/08/2026 13:02
MCPA	ND	13	20	10	04/08/2026 13:02
MCPP	ND	12	20	10	04/08/2026 13:02
4-Nitrophenol	ND	7.7	10	10	04/08/2026 13:02
Pentachlorophenol (PCP)	ND	0.55	2.0	10	04/08/2026 13:02
Picloram	ND	3.8	10	10	04/08/2026 13:02
2,4,5-T (Trichlorophenoxy acetic acid)	ND	1.0	2.0	10	04/08/2026 13:02
2,4,5-TP (Silvex)	ND	1.6	5.0	10	04/08/2026 13:02

Surrogates	REC (%)	Limits	DF	
DCAA	88	60-140	10	04/08/2026 13:02

Analyst(s): DP

Analytical Comments: a3

(Cont.)

McCampbell Analytical, Inc.
"When Quality Counts"

1534 Willow Pass Road, Pittsburg, CA 94565-1701
Toll Free Telephone: (877) 252-9262 / Fax: (925) 252-9269
http://www.mccampbell.com / E-mail: main@mccampbell.com

Analytical Report

Client:	Enthalpy Analytical	**WorkOrder:**	2604345
Date Received:	04/07/2026 10:21	**Extraction Method:**	E8151A
Date Prepared:	04/08/2026	**Analytical Method:**	E8151A
Project:	EO-556785	**Unit:**	µg/L

Chlorinated Herbicides by GC-ECD

Client ID	Lab ID	Matrix	Date Collected	Instrument FileID	Batch ID
CCLSB03260402	2604345-003A	Water	04/02/2026 14:15	GC15A 04082612.D	339220

Analytes	Result	MDL	RL	DF	Date Analyzed
Acifluorfen	ND	5.3	10	10	04/08/2026 13:27
Bentazon	ND	3.2	10	10	04/08/2026 13:27
Chloramben	ND	6.4	10	10	04/08/2026 13:27
2,4-D (Dichlorophenoxyacetic acid)	ND	0.79	2.0	10	04/08/2026 13:27
2,4-DB	ND	4.2	10	10	04/08/2026 13:27
Dalapon	ND	7.7	10	10	04/08/2026 13:27
DCPA (mono & diacid)	ND	5.0	10	10	04/08/2026 13:27
Dicamba	ND	0.74	2.0	10	04/08/2026 13:27
3,5-Dichlorobenzoic Acid	ND	2.4	10	10	04/08/2026 13:27
Dichloroprop	ND	3.5	10	10	04/08/2026 13:27
Dinoseb (DNBP)	ND	3.0	10	10	04/08/2026 13:27
MCPA	ND	13	20	10	04/08/2026 13:27
MCPP	ND	12	20	10	04/08/2026 13:27
4-Nitrophenol	ND	7.7	10	10	04/08/2026 13:27
Pentachlorophenol (PCP)	ND	0.55	2.0	10	04/08/2026 13:27
Picloram	ND	3.8	10	10	04/08/2026 13:27
2,4,5-T (Trichlorophenoxy acetic acid)	ND	1.0	2.0	10	04/08/2026 13:27
2,4,5-TP (Silvex)	ND	1.6	5.0	10	04/08/2026 13:27

Surrogates	REC (%)	Limits	DF	
DCAA	90	60-140	10	04/08/2026 13:27

Analyst(s): DP

Analytical Comments: a3

McCampbell Analytical, Inc.
"When Quality Counts"

1534 Willow Pass Road, Pittsburg, CA 94565-1701
Toll Free Telephone: (877) 252-9262 / Fax: (925) 252-9269
http://www.mccampbell.com / E-mail: main@mccampbell.com

Analytical Report

Client:	Enthalpy Analytical	**WorkOrder:**	2604345
Date Received:	04/07/2026 10:21	**Extraction Method:**	RSK175
Date Prepared:	04/08/2026	**Analytical Method:**	RSK175
Project:	EO-556785	**Unit:**	µg/L

Dissolved Carbon Dioxide by RSK 175

Client ID	Lab ID	Matrix	Date Collected	Instrument FileID	Batch ID
CCLSB01260402	2604345-001B	Water	04/02/2026 11:50	GC26 0408261106.D	339277

Analytes	Result	MDL	RL	DF	Date Analyzed
Carbon Dioxide	**8900**	500	500	10	04/08/2026 14:02

Analyst(s): CLO

Client ID	Lab ID	Matrix	Date Collected	Instrument FileID	Batch ID
CCLSB03260402	2604345-003B	Water	04/02/2026 14:15	GC26 0408261107.D	339277

Analytes	Result	MDL	RL	DF	Date Analyzed
Carbon Dioxide	**1100**	50	50	1	04/08/2026 14:40

Analyst(s): CLO

McCampbell Analytical, Inc.
"When Quality Counts"
1534 Willow Pass Road, Pittsburg, CA 94565-1701
Toll Free Telephone: (877) 252-9262 / Fax: (925) 252-9269
http://www.mccampbell.com / E-mail: main@mccampbell.com

Quality Control Report

Client:	Enthalpy Analytical	**WorkOrder:**	2604345
Date Prepared:	04/08/2026	**BatchID:**	339220
Date Analyzed:	04/08/2026	**Extraction Method:**	E8151A
Instrument:	GC15A	**Analytical Method:**	E8151A
Matrix:	Water	**Unit:**	µg/L
Project:	EO-556785	**Sample ID:**	MB/LCS/LCSD-339220

QC Summary Report for E8151A

Analyte	MB Result	MDL	RL	SPK Val	MB IS/SS %REC	MB IS/SS Limits
Acifluorfen	ND	0.53	1.0	-	-	-
Bentazon	ND	0.32	1.0	-	-	-
Chloramben	ND	0.64	1.0	-	-	-
2,4-D (Dichlorophenoxyacetic acid)	ND	0.079	0.20	-	-	-
2,4-DB	ND	0.42	1.0	-	-	-
Dalapon	ND	0.77	1.0	-	-	-
DCPA (mono & diacid)	ND	0.50	1.0	-	-	-
Dicamba	ND	0.074	0.20	-	-	-
3,5-Dichlorobenzoic Acid	ND	0.24	1.0	-	-	-
Dichloroprop	ND	0.35	1.0	-	-	-
Dinoseb (DNBP)	ND	0.30	1.0	-	-	-
MCPA	ND	1.3	2.0	-	-	-
MCPP	ND	1.2	2.0	-	-	-
4-Nitrophenol	ND	0.77	1.0	-	-	-
Pentachlorophenol (PCP)	ND	0.055	0.20	-	-	-
Picloram	ND	0.38	1.0	-	-	-
2,4,5-T (Trichlorophenoxy acetic acid)	ND	0.10	0.20	-	-	-
2,4,5-TP (Silvex)	ND	0.16	0.50	-	-	-
Surrogate Recovery						
DCAA	8.7			10	87	70-130

(Cont.)

McCampbell Analytical, Inc.
"When Quality Counts"

1534 Willow Pass Road, Pittsburg, CA 94565-1701
Toll Free Telephone: (877) 252-9262 / Fax: (925) 252-9269
http://www.mccampbell.com / E-mail: main@mccampbell.com

Quality Control Report

Client:	Enthalpy Analytical	**WorkOrder:**	2604345
Date Prepared:	04/08/2026	**BatchID:**	339220
Date Analyzed:	04/08/2026	**Extraction Method:**	E8151A
Instrument:	GC15A	**Analytical Method:**	E8151A
Matrix:	Water	**Unit:**	µg/L
Project:	EO-556785	**Sample ID:**	MB/LCS/LCSD-339220

QC Summary Report for E8151A

Analyte	LCS Result	LCSD Result	SPK Val	LCS %REC	LCSD %REC	LCS/LCSD Limits	RPD	RPD Limit
Acifluorfen	10	10	10	103	104	70-130	1.40	30
Bentazon	12	12	10	120	121	70-130	0.454	30
Chloramben	12	12	10	117	118	70-130	0.401	30
2,4-D (Dichlorophenoxyacetic acid)	10	9.7	10	100	97	70-130	2.93	30
2,4-DB	11	11	10	105	107	70-130	1.21	30
Dalapon	10	10	10	102	101	70-130	1.11	30
DCPA (mono & diacid)	10	10	10	101	101	70-130	0.129	30
Dicamba	9.7	9.6	10	97	96	70-130	0.740	30
3,5-Dichlorobenzoic Acid	9.7	9.6	10	97	96	70-130	0.684	30
Dichloroprop	9.7	9.5	10	97	95	70-130	2.19	30
Dinoseb (DNBP)	11	11	10	105	108	70-130	2.48	30
MCPA	110	110	100	113	111	70-130	2.44	30
MCPP	100	100	100	104	100	70-130	3.72	30
4-Nitrophenol	11	11	10	111	110	70-130	0.590	30
Pentachlorophenol (PCP)	9.5	9.5	10	95	95	70-130	0.764	30
Picloram	10	11	10	105	106	70-130	1.34	30
2,4,5-T (Trichlorophenoxy acetic acid)	10	10	10	102	102	70-130	0.574	30
2,4,5-TP (Silvex)	9.6	9.5	10	96	95	70-130	1.29	30
Surrogate Recovery								
DCAA	9.2	9.1	10	92	91	70-130	0.781	30

McCampbell Analytical, Inc.
"When Quality Counts"

1534 Willow Pass Road, Pittsburg, CA 94565-1701
Toll Free Telephone: (877) 252-9262 / Fax: (925) 252-9269
http://www.mccampbell.com / E-mail: main@mccampbell.com

Quality Control Report

Client:	Enthalpy Analytical	**WorkOrder:**	2604345
Date Prepared:	04/08/2026	**BatchID:**	339277
Date Analyzed:	04/08/2026	**Extraction Method:**	RSK175
Instrument:	GC26	**Analytical Method:**	RSK175
Matrix:	Water	**Unit:**	µg/L
Project:	EO-556785	**Sample ID:**	MB/LCS/LCSD-339277

QC Summary Report for RSK175

Analyte	MB Result	MDL	RL			
Carbon Dioxide	ND	50	50	-	-	-

Analyte	LCS Result	LCSD Result	SPK Val	LCS %REC	LCSD %REC	LCS/LCSD Limits	RPD	RPD Limit
Carbon Dioxide	140	140	187.2	72	73	70-130	0.902	30

McCampbell Analytical, Inc.
"When Quality Counts"

1534 Willow Pass Road, Pittsburg, CA 94565-1701
Toll Free Telephone: (877) 252-9262 / Fax: (925) 252-9269
http://www.mccampbell.com / E-mail: main@mccampbell.com

Certified Analyte List

Client: Enthalpy Analytical **WorkOrder:** 2604345

Project: EO-556785

Analyte	Cert 1	Cert 2	Cert 3	Cert 4	Cert 5	Analytical Method	Matrix
2,4,5-T (Trichlorophenoxy acetic acid)	◉	◉	○	○	○	E8151A	Water
2,4,5-TP (Silvex)	◉	◉	○	○	○	E8151A	Water
2,4-D (Dichlorophenoxyacetic acid)	◉	◉	○	○	○	E8151A	Water
2,4-DB	◉	◉	○	○	○	E8151A	Water
3,5-Dichlorobenzoic Acid	○	◉	○	○	○	E8151A	Water
4-Nitrophenol	◉	◉	○	○	○	E8151A	Water
Acifluorfen	○	◉	○	○	○	E8151A	Water
Bentazon	○	◉	○	○	○	E8151A	Water
Chloramben	○	◉	○	○	○	E8151A	Water
Dalapon	◉	◉	○	○	○	E8151A	Water
DCPA (mono & diacid)	○	◉	○	○	○	E8151A	Water
Dicamba	◉	◉	○	○	○	E8151A	Water
Dichloroprop	◉	◉	○	○	○	E8151A	Water
Dinoseb (DNBP)	◉	◉	○	○	○	E8151A	Water
MCPA	◉	◉	○	○	○	E8151A	Water
MCPP	◉	◉	○	○	○	E8151A	Water
Pentachlorophenol (PCP)	◉	◉	○	○	○	E8151A	Water
Picloram	○	◉	○	○	○	E8151A	Water

Certifications

Cert 1	CA ELAP 1644
Cert 2	ORELAP (NELAP) 4033

The Certified Analyte Report lists the compounds for which MAI is accredited at the time of issuance. Although MAI holds multiple accreditations, methods with extensive compound lists may not be fully accredited due to state agency availability.

McCampbell Analytical, Inc.
1534 Willow Pass Rd
Pittsburg, CA 94565-1701
(925) 252-9262

CHAIN-OF-CUSTODY RECORD

WorkOrder: 2604345 **ClientCode: ENO** **QuoteID: 262776**

☐ WaterTrax ☐ CLIP ☐ EDF ☑ EQuIS ☑ Dry-Weight ☑ Email ☐ HardCopy ☐ ThirdParty ☑ J-flag
☑ Detection Summary ☑ **Excel** [A1_Standard _QC]

Report to:
David Tripp
Enthalpy Analytical
931 West Barkley Avenue
Orange, CA 92868
657-581-4710 FAX:

Email: david.tripp@enthalpy.com
cc/3rd Party: incomingreports@enthalpy.com;
PO: 096843
Project: EO-556785

Bill to:
Accounts Payable/Enthalpy SoCal
Montrose Environmental Group
PO Box 842165
Boston, MA 02284-2165
003EL_ap@montrose-env.com

Requested TAT: 2 days;
Date Received: 04/07/2026
Date Logged: 04/07/2026

Lab ID	ClientSampID	Matrix	Collection Date	Hold	Requested Tests (See legend below)											
					1	2	3	4	5	6	7	8	9	10	11	12
2604345-001	CCLSB01260402	Water	4/2/2026 11:50	☐	A	A	B									
2604345-003	CCLSB03260402	Water	4/2/2026 14:15	☐	A	A	B									

Test Legend:

1	8151_W	2	PRDisposal Fee	3	RSK175_CO2_W	4	
5		6		7		8	
9		10		11		12	

Project Manager: Jena Alfaro

Prepared by: Emily Perez

Comments:

NOTE: Soil samples are discarded 60 days after receipt unless other arrangements are made (Water samples are 30 days).
Hazardous samples will be returned to client or disposed of at client expense.

McCampbell Analytical, Inc.
"When Quality Counts"

1534 Willow Pass Road, Pittsburg, CA 94565-1701
Toll Free Telephone: (877) 252-9262 / Fax: (925) 252-9269
http://www.mccampbell.com / E-mail: main@mccampbell.com

WORK ORDER SUMMARY

Client Name: ENTHALPY ANALYTICAL
Client Contact: David Tripp
Contact's Email: david.tripp@enthalpy.com

Project: EO-556785
Comments

Work Order: 2604345
QC Level: LEVEL 2
Date Logged: 4/7/2026

☐ WaterTrax ☐ CLIP ☐ EDF ☑ Excel ☐ EQuIS ☑ Email ☐ HardCopy ☐ ThirdParty ☑ J-flag

LabID	ClientSampID	Matrix	Test Name	Cont./ Comp.	Bottle & Preservative	U**	Head Space	Dry-Weight	Collection Date & Time	TAT	Test Due Date	Sediment Content	Hold	Sub Out
001A	CCLSB01260402	Water	E8151A (Chlorinated Herbicides)	1	1LA Narrow Mouth, Unpres	☐	☐	☐	4/2/2026 11:50	2 days	4/9/2026	Trace	☐	☐
001B	CCLSB01260402	Water	RSK175 (CO2)	2	VOA, Unpres	☐	☐	☐	4/2/2026 11:50	2 days	4/9/2026	Trace	☐	☐
003A	CCLSB03260402	Water	E8151A (Chlorinated Herbicides)	1	1LA Narrow Mouth, Unpres	☐	☐	☐	4/2/2026 14:15	2 days	4/9/2026	Trace	☐	☐
003B	CCLSB03260402	Water	RSK175 (CO2)	2	VOA, Unpres	☐	☐	☐	4/2/2026 14:15	2 days	4/9/2026	Trace	☐	☐

NOTES: *** STLC and TCLP extractions require 2 days to complete; therefore, all TATs begin after the extraction is completed (i.e., One-day TAT yields results in 3 days from sample submission).**

- ISM prep requires 5 to 10 days to complete; therefore, all TATs begin after the extraction is completed (i.e., One-day TAT yields results in 6 to 11 days from sample submission). Due date listed on WO summary will not accurately reflect the time needed for sample preparation.

- Organic extracts are held for 40 days before disposal; Inorganic extract are held for 30 days.

- MAI assumes that all material present in the provided sampling container is considered part of the sample - MAI does not exclude any material from the sample prior to sample preparation unless requested in writing by the client.

U = An unpreserved container was received for a method that suggests a preservation in order to extend hold time for analysis.**

Cont./Comp. = Containers /Composites

2604345

ENTHALPY ANALYTICAL

931 West Barkley Ave
Orange, CA 92868
(714) 771-6900

HOLD TIME RUSH

Subcontract Laboratory:
McCampbell Analytical, Inc.
1534 Willow Pass Rd.
Pittsburg, CA 94565
ATTN: Quote ID: 262776
PO #: PO-096843

Enthalpy Order: EO-556785
PM: David Tripp
Email: david.tripp@enthalpy.com
CC: incomingreports@enthalpy.com
Phone: 657-581-4710

Results Due: 04/14/26 w/Hold Time RUSH
Report Level: II
Report To: MDL
EDDs: Standard Excel EDD

Notes:

CHIQUITA Stormwater - No dilutions please unless absolutely necessary due to matrix or other technically valid reason, requiring clear, technical explanation in your Case Narrative for client's regulator (CA-RWQCB). Hold time rush, please, if necessary. HOLD 002 and 004 pending client update.

Sample ID	Collected	Lab ID	# Cont.	Matrix	Analysis Requested	Comment
CCLSB01260402	02-APR-2026 11:50	556785-001	1	Water	EPA 8151A Chlorinated Herbicides	
			2	Water	RSK-175 CO2	
CCLSB02260402 - HOLD	02-APR-2026 13:30	556785-002	1	Water	EPA 8151A Chlorinated Herbicides	HOLD 002 and 004 pending client update.
			2	Water	RSK-175 CO2	HOLD 002 and 004 pending client update.
CCLSB03260402	02-APR-2026 14:15	556785-003	1	Water	EPA 8151A Chlorinated Herbicides	
			2	Water	RSK-175 CO2	
CCLSB04260402 - HOLD	02-APR-2026 15:50	556785-004	1	Water	EPA 8151A Chlorinated Herbicides	HOLD 002 and 004 pending client update.
			2	Water	RSK-175 CO2	HOLD 002 and 004 pending client update.

Notes:	Relinquished By:	Received By:
	[signature]	
	Date: 4-6-26 16:55	Date:
		Emily Rao
	Date:	Date: 4/7/26 1021
	Date:	Date:

GIS: 564278153

1.0 wet
IR46

McCampbell Analytical, Inc.
"When Quality Counts"

1534 Willow Pass Road, Pittsburg, CA 94565-1701
Toll Free Telephone: (877) 252-9262 / Fax: (925) 252-9269
http://www.mccampbell.com / E-mail: main@mccampbell.com

Sample Receipt Checklist

Client Name:	**Enthalpy Analytical**	Date and Time Received:	**4/7/2026 10:21**
Project:	**EO-556785**	Date Logged:	**4/7/2026**
		Received by:	
WorkOrder №:	**2604345** Matrix:	Logged by:	Emily Perez
Carrier:	Golden State Overnight		

Chain of Custody (COC) Information

Chain of custody present?	Yes ☑	No ☐	
Chain of custody signed when relinquished and received?	Yes ☑	No ☐	
Chain of custody agrees with sample labels?	Yes ☑	No ☐	
Sample IDs noted by Client on COC?	Yes ☑	No ☐	
Date and Time of collection noted by Client on COC?	Yes ☑	No ☐	
Sampler's name noted on COC?	Yes ☑	No ☐	
COC agrees with Quote?	Yes ☐	No ☐	NA ☑
COC quote is active?	Yes ☐	No ☐	NA ☑

Sample Receipt Information

Custody seals intact on shipping container/cooler?	Yes ☐	No ☐	NA ☑
Custody seals intact on sample bottles?	Yes ☐	No ☐	NA ☑
Shipping container/cooler in good condition?	Yes ☑	No ☐	
Samples in proper containers/bottles?	Yes ☑	No ☐	
Sample containers intact?	Yes ☑	No ☐	
Sufficient sample volume for indicated test?	Yes ☑	No ☐	

Sample Preservation and Hold Time (HT) Information

All samples received within holding time?	Yes ☑	No ☐	NA ☐
Samples Received on Ice?	Yes ☑	No ☐	
(Ice Type: WET ICE)			
Sample/Temp Blank temperature	Temp: 1°C		NA ☐
ZHS conditional analyses: VOA meets zero headspace requirement (VOCs, TPHg/BTEX, RSK)?	Yes ☐	No ☐	NA ☑
Sample labels checked for correct preservation?	Yes ☑	No ☐	
pH acceptable upon receipt (Metal: <2)?	Yes ☐	No ☐	NA ☑

UCMR Samples:

pH tested and acceptable upon receipt (200.7: ≤2; 533: 6 - 8; 537.1: 6 - 8)?	Yes ☐	No ☐	NA ☑
Free Chlorine tested and acceptable upon receipt (<0.1mg/L) [not applicable to 200.7]?	Yes ☐	No ☐	NA ☑

Comments:

Laboratory Job Number 556785

Subcontracted Products

Onterris Laboratories - El Dorado Hills

April 27, 2026

Onterris - El Dorado Hills
Work Order No. 2604065

Mr. David Tripp
Onterris Laboratories - Orange
931 W. Barkley Avenue
Orange, CA 92868

Dear Mr. Tripp,

Enclosed are the results for the sample set received at Onterris - EDH on April 07, 2026 under your Project Name 'EO-556785'.

Onterris- EDH is committed to serving you effectively. If you require additional information, please contact me at 916-673-1520 or by email at mark.rein@onterris.com.

Thank you for choosing Onterris - EDH as part of your analytical support team.

Sincerely,



Mark Rein
Project Manager

Onterris - EDH certifies that the report herein meets all the requirements set forth by NELAP for those applicable test methods. Results relate only to the samples as received by the laboratory. This report should not be reproduced except in full without the written approval of Onterris -EDH .

Onterris - EDH Work Order No. 2604065
Case Narrative

Sample Condition on Receipt:

Four water samples were received and stored securely in accordance with Onterris - EDH standard operating procedures and EPA methodology. The samples were received in good condition and within the method temperature requirements. As directed, samples "CCLSB02260402 - HOLD" and "CCLSB04260402 - HOLD" were put on hold.

Analytical Notes:

EPA Method 8290A

The samples were extracted and analyzed for 2,3,7,8-TCDD by EPA Method 8290A using a ZB-DIOXIN GC column.

Holding Times

The method holding time criteria were met for these samples.

Quality Control

The Initial Calibration and Continuing Calibration Verifications met the method acceptance criteria.

A Method Blank and Ongoing Precision and Recovery (OPR) sample were extracted and analyzed with the preparation batch. No analytes were detected above the sample quantitation limits in the Method Blank. The OPR recoveries were within the method acceptance criteria.

Labeled standard recoveries for all QC and field samples were within method acceptance criteria.

TABLE OF CONTENTS

Case Narrative..... 1

Table of Contents..... 3

Sample Inventory..... 4

Analytical Results..... 5

Qualifiers..... 10

Certifications..... 11

Sample Receipt..... 12

Sample Inventory Report

Sample ID	Client Sample ID	Sampled	Received	Components/Containers
2604065-01	CCLSB01260402	02-Apr-26 11:50	07-Apr-26 08:46	Amber Glass NM Bottle, 1L
2604065-02	CCLSB02260402 - HOLD	02-Apr-26 13:30	07-Apr-26 08:46	Amber Glass NM Bottle, 1L
2604065-03	CCLSB03260402	02-Apr-26 14:15	07-Apr-26 08:46	Amber Glass NM Bottle, 1L
2604065-04	CCLSB04260402 - HOLD	02-Apr-26 15:50	07-Apr-26 08:46	Amber Glass WM Bottle, 1L

ANALYTICAL RESULTS

Sample ID: Method Blank

EPA Method 8290A

Client Data

Name: Onterris Laboratories - Orange
Project: EO-556785
Matrix: Aqueous

Laboratory Data

Lab Sample: B26D196-BLK1
QC Batch: B26D196
Sample Size: 1.00 L
Date Extracted: 17-Apr-26
Column: ZB-DIOXIN

Analyte	Conc. (pg/L)	MDL	RL	Qualifiers	Analyzed	Dilution
2,3,7,8-TCDD	ND	1.78	5.00		19-Apr-26 09:10	1

Labeled Standards	Type	% Recovery	Limits	Qualifiers	Analyzed	Dilution
13C-2,3,7,8-TCDD	IS	76.5	40 - 135		19-Apr-26 09:10	1
37Cl-2,3,7,8-TCDD	CRS	87.0	40 - 135		19-Apr-26 09:10	1

MDL - Method Detection Limit
RL - Reporting limit

Results reported to MDL.

Sample ID: OPR

EPA Method 8290A

Client Data

Name: Onterris Laboratories - Orange
Project: EO-556785
Matrix: Aqueous

Laboratory Data

Lab Sample: B26D196-BS1
QC Batch: B26D196
Sample Size: 1.00 L
Date Extracted: 17-Apr-26 04:45
Column: ZB-DIOXIN

Analyte	Amt Found (pg/L)	Spike Amt	% Recovery	Limits	Qualifiers	Analyzed	Dilution
2,3,7,8-TCDD	243	200	121	70-130		19-Apr-26 05:15	1
Labeled Standards	**Type**		**% Recovery**	**Limits**	**Qualifiers**	**Analyzed**	**Dilution**
13C-2,3,7,8-TCDD	IS		86.8	40-135		19-Apr-26 05:15	1
37Cl-2,3,7,8-TCDD	CRS		93.7	40-135		19-Apr-26 05:15	1

Sample ID: CCLSB01260402

EPA Method 8290A

Client Data

Name:	Onterris Laboratories - Orange
Project:	EO-556785
Matrix:	Water
Date Collected:	02-Apr-26 11:50

Laboratory Data

Lab Sample:	2604065-01	Date Received:	07-Apr-26 08:46
QC Batch:	B26D196	Date Extracted:	17-Apr-26
Sample Size:	1.03 L	Column:	ZB-DIOXIN

Analyte	Conc. (pg/L)	MDL	RL	Qualifiers	Analyzed	Dilution
2,3,7,8-TCDD	ND	1.73	4.86		19-Apr-26 13:53	1

Labeled Standards	Type	% Recovery	Limits	Qualifiers	Analyzed	Dilution
13C-2,3,7,8-TCDD	IS	91.8	40 - 135		19-Apr-26 13:53	1
37Cl-2,3,7,8-TCDD	CRS	91.9	40 - 135		19-Apr-26 13:53	1

MDL - Method Detection Limit
RL - Reporting limit

Results reported to MDL.

Sample ID: CCLSB03260402

EPA Method 8290A

Client Data

Name:	Onterris Laboratories - Orange
Project:	EO-556785
Matrix:	Water
Date Collected:	02-Apr-26 14:15

Laboratory Data

Lab Sample:	2604065-03	Date Received:	07-Apr-26 08:46
QC Batch:	B26D196	Date Extracted:	17-Apr-26
Sample Size:	0.949 L	Column:	ZB-DIOXIN

Analyte	Conc. (pg/L)	MDL	RL	Qualifiers	Analyzed	Dilution
2,3,7,8-TCDD	ND	1.88	5.27		19-Apr-26 14:40	1

Labeled Standards	Type	% Recovery	Limits	Qualifiers	Analyzed	Dilution
13C-2,3,7,8-TCDD	IS	100	40 - 135		19-Apr-26 14:40	1
37Cl-2,3,7,8-TCDD	CRS	96.8	40 - 135		19-Apr-26 14:40	1

MDL - Method Detection Limit
RL - Reporting limit

Results reported to MDL.

DATA QUALIFIERS & ABBREVIATIONS

B	Compound was also detected in the method blank
Conc.	Concentration
CRS	Cleanup Recovery Standard
D	Dilution
DL	Detection Limit
E	Concentration exceeded the calibration range
EDL	Estimated Detection Limit
EMPC	Estimated Maximum Possible Concentration
H	Recovery and/or RPD was outside laboratory acceptance limits
I	Chemical Interference
IS	Internal Standard
J	Estimated Concentration below the Reporting Limit/LOQ
LOD	Limit of Detection
LOQ	Limit of Quantitation
MDL	Method Detection Limit
NA	Not Applicable
ND	Not Detected
OPR	Ongoing Precision and Recovery sample
P	Concentration may include contribution from chlorinated diphenyl ether(s).
Q	Ion transition ratio is outside of the acceptance criteria.
RL	Reporting Limit (MRL)
TEQ	Toxic Equivalency, sum of the toxic equivalency factors (TEF) multiplied by the sample concentrations.
TEQMax	TEQ calculated using the detection limit as the concentration for non-detects
TEQMin	TEQ calculated using zero as the concentration for non-detects
TEQRisk	TEQ calculated using ½ the detection limit as the concentration for non-detects
U	Not Detected (specific projects only)
*	See Cover Letter

Unless otherwise noted, solid sample results are reported in dry weight. Tissue samples are reported in wet weight.

Onterris - EDH Certifications

Accrediting Authority	Certificate Number
Alaska Department of Environmental Conservation	17-013
California Department of Health - ELAP	2892
DoD ELAP - A2LA Accredited - ISO/IEC 17025	3091.01
Florida Department of Health	E87777
Louisiana Department of Environmental Quality	01977
Maine Department of Health	2020018
Michigan Department of Environmental Quality	9932
Minnesota Department of Health	2211390
Nevada Division of Environmental Protection	CA00413
New Hampshire Environmental Accreditation Program	207721
New Jersey Department of Environmental Protection	CA003
New York Department of Health	11411
Ohio Environmental Protection Agency	87778
Oregon Laboratory Accreditation Program	4042-021
Texas Commission on Environmental Quality	T104704189-22-13
Vermont Department of Health	VT-4042
Virgnia Department of General Services	11276
Washington Department of Ecology	C584
Wisconsin Department of Natural Resources	998036160

Current certificates and lists of licensed parameters can be found at Onterris.com/Resources/Accreditations

ENTHALPY ANALYTICAL

931 West Barkley Ave
Orange, CA 92868
(714) 771-6900

Subcontract Laboratory:
Enthalpy - El Dorado Hills
1104 Windfield Way
El Dorado Hills, CA 95762
ATTN: Mark Rein
PO #: Required, to be sent via email

Enthalpy Order: EO-556785
PM: David Tripp
Email: david.tripp@enthalpy.com
CC: incomingreports@enthalpy.com
Phone: 657-581-4710

2604065 2.2°C

Results Due: Standard TAT (15wd)
Report Level: II
Report To: MDL
EDDs: BLDR:Enthalpy (the normal EDD you send to Orange)

Notes:
CHIQUITA Stormwater - 15wd TAT or less if at all possible. No decanting. No dilutions unless absolutely necessary due to matrix or other technically valid reason. HOLD 002 and 004 pending client update.

Sample ID	Collected	Lab ID	# Cont.	Matrix	Analysis Requested	Comment
CCLSB01260402	02-APR-2026 11:50	556785-001	1	Water	EPA 8290 - 2,3,7,8-TCDD Only	
CCLSB02260402 - HOLD	02-APR-2026 13:30	556785-002	1	Water	EPA 8290 - 2,3,7,8-TCDD Only	HOLD pending client update
CCLSB03260402	02-APR-2026 14:15	556785-003	1	Water	EPA 8290 - 2,3,7,8-TCDD Only	
CCLSB04260402 - HOLD	02-APR-2026 15:50	556785-004	1	Water	EPA 8290 - 2,3,7,8-TCDD Only	HOLD pending client update

Notes:	Relinquished By:	Received By:
	[signature]	[signature]
	Date: 4-6-26 14:57	Date: 04/07/26 0846
	Date:	Date:
	Date:	Date:

CoC/Label Reconciliation Report WO# 2604065

LabNumber	CoC Sample ID		SampleAlias	Sample Date/Time		Container	BaseMatrix	Sample Comments
2604065-01	A CCLSB01260402	☑	556785-001	02-Apr-26 11:50	☑	Amber Glass NM Bottle, 1L	Aqueous	
2604065-02	A CCLSB02260402 - HOLD	☐ A	556785-002	02-Apr-26 13:30	☑	Amber Glass NM Bottle, 1L	Aqueous	
2604065-03	A CCLSB03260402	☑	556785-003	02-Apr-26 14:15	☑	Amber Glass NM Bottle, 1L	Aqueous	
2604065-04	A CCLSB04260402 - HOLD	☐ A	556785-004	02-Apr-26 15:50	☑	Amber Glass WM Bottle, 1L	Aqueous	

Checkmarks indicate that information on the COC reconciled with the sample label.
Any discrepancies are noted in the following columns.

CONDITION	Yes	No	NA
Sample Container Intact?	✓		
Sample Container(s) Custody Seals Intact?			✓
Custody Seals On Cooler Intact?			✓
Adequate Sample Volume?	✓		
Container Type Appropriate for Analysis(es)?	✓		

Comments:
(A=underlined part of ID missing

Preservation Documented: Na2S2O3 Trizma NH4CH3CO2 (None) Other

Verifed by/Date: XAO 04/07/26.
KMS 04/07/26

Onterris
5900 Hollis Street, Suite L
Emeryville, CA 94608
510-486-0900

onterris.com

Lab Job Number	:	557418
Report Level	:	II
Report Date	:	05/12/2026

Analytical Report *prepared for:*

Matt Breuer
Waste Connections
Chiquita Canyon Landfill
29201 Henry Mayo Drive
Castaic, CA 91384

Project: CCLF STORMWATER - Chiquita Canyon Stormwater

Authorized for release by:



John Goyette, Service Center Manager
john.goyette@onterris.com

This data package has been reviewed for technical correctness and completeness. Release of this data has been authorized by the Laboratory Manager or the Manager's designee, as verified by the above signature which applies to this PDF file as well as any associated electronic data deliverable files. The results contained in this report meet all requirements of NELAP and pertain only to those samples which were submitted for analysis. This report may be reproduced only in its entirety.

CA ELAP# 1338, CA ELAP #1338-S1, NELAP# 4038, SCAQMD LAP# 18LA0518, LACSD ID# 10105, ORELAP# 4197

Sample Summary

Matt Breuer Waste Connections Chiquita Canyon Landfill 29201 Henry Mayo Drive Castaic, CA 91384	Lab Job #: Project No: Location: Date Received:	557418 CCLF STORMWATER Chiquita Canyon Stormwater 04/12/26

Sample ID	Lab ID	Collected	Matrix
SOUTH BASIN - WESTERN INLET	557418-001	04/11/26 15:03	Water

Case Narrative

Waste Connections Chiquita Canyon Landfill 29201 Henry Mayo Drive Castaic, CA 91384 Matt Breuer	Lab Job Number: 557418 Project No: CCLF STORMWATER Location: Chiquita Canyon Stormwater Date Received: 04/12/26

- This data package contains sample and QC results for one water sample, requested for the above referenced project on 04/12/26. The sample was received in good condition.
- DILUTIONS: Dilutions in this report were performed solely for the purpose of reporting target analytes within method calibration ranges - except where otherwise noted below or in Sub-Lab Case Narrative(s).
- EPA 1664A, EPA 200.7, EPA 200.8, EPA 245.1, EPA 300.0, EPA 350.1, EPA 420.1, EPA 625.1, EPA 8081A, EPA 8082, EPA 8270C-SIM, EPA 8270E, SM 4500-CN-E, SM 4500-P-B5-E, SM 4500-S2-D, SM 5310B, SM 9221B, SM 9221F, SM2130B, SM2320B, SM2510B, SM2540C, SM2540D, SM5210B, and SM5220D analyses were performed at 931 West Barkley Ave, Orange, CA, 92868.
- EPA 8260B analysis was performed at 2532 E Cerritos Ave., Anaheim, CA, 92806.

Volatile Organics by GC/MS (EPA 8260B):

- SOUTH BASIN - WESTERN INLET (lab # 557418-001) had pH greater than 2.
- No other analytical problems were encountered.

Semivolatile Organics by GC/MS (EPA 8270E):
No analytical problems were encountered.

Semivolatile Organics by GC/MS (EPA 625.1):
No analytical problems were encountered.

Semivolatile Organics by GC/MS SIM (EPA 8270C-SIM):
No analytical problems were encountered.

Pesticides (EPA 8081A):
No analytical problems were encountered.

Total Organic Carbon by IR (SM 5310B):

- High recoveries were observed for total organic carbon in the MS/MSD for batch 400585; the parent sample was not a project sample, the LCS was within limits, and the associated RPD was within limits.
- No other analytical problems were encountered.

PCBs (EPA 8082):
No analytical problems were encountered.

Metals (EPA 200.7, EPA 200.8, and EPA 245.1):

- High response was observed for antimony in the CCV analyzed 04/12/26 13:59; this analyte was not detected at or above the RL in the associated samples, and affected data was qualified with "b".
- Sodium was detected between the MDL and the RL in the method blank for batch 400577; this analyte was detected in the sample at a level at least 10 times that of the blank.
- Barium and nickel were detected between the MDL and the RL in the method blank for batch 400579; these analytes were detected in the sample at a level at least 10 times that of the blank.
- No other analytical problems were encountered.

Ion Chromatography (EPA 300.0):

- High recoveries were observed for a number of analytes in the MS of SOUTH BASIN - WESTERN INLET (lab # 557418-001); the LCS was within limits, and the associated RPDs were within limits.
- Responses exceeding the instrument's linear range were observed for sulfate in the MS/MSD of SOUTH BASIN - WESTERN INLET (lab # 557418-001); affected data was qualified with "E".
- No other analytical problems were encountered.

Total Phosphorus as P (SM 4500-P-B5-E):
No analytical problems were encountered.

Conductivity (SM2510B):
No analytical problems were encountered.

Total Oil & Grease (HEM) (EPA 1664A):

- Matrix spikes were not performed for this analysis due to insufficient sample volume.
- No analytical problems were encountered.

Total Phenolics (EPA 420.1):
No analytical problems were encountered.

Alkalinity (SM2320B):
No analytical problems were encountered.

Sulfide (SM 4500-S2-D):
No analytical problems were encountered.

Total Dissolved Solids (TDS) (SM2540C):
No analytical problems were encountered.

Total Suspended Solids (TSS) (SM2540D):

- High RPD was observed for total suspended solids in the SDUP for batch 400598; the parent sample was not a project sample.
- No other analytical problems were encountered.

Chemical Oxygen Demand (SM5220D):
No analytical problems were encountered.

Biochemical Oxygen Demand (SM5210B):
No analytical problems were encountered.

Turbidity (SM2130B):
No analytical problems were encountered.

Cyanide - Semi-Automated Method (SM 4500-CN-E and SM 4500-CN-E):
No analytical problems were encountered.

Coliform - 9221 Tests (SM 9221B and SM 9221F):
No analytical problems were encountered.

Ammonia and TKN- Semi-Automated Method (SM 4500-NH3-G):

- The 2nd source standard for ammonia was expired. To meet the hold time and TAT, the standard was used for the analysis of NH3. The ICV was analyzed against the ICAL primary source. Additionally, both the LCS primary source recovery and the secondary source recovery were within acceptance criteria. Therefore, the data quality was not impacted, and the results have been reported.
- No analytical problems were encountered.

Organophosphorus Pesticides (EPA 8141A):
Pace Laboratories in Bakersfield, CA performed the analysis (see sublab report section for certifications). Please see the Pace Laboratories case narrative.

8151A Chlorinated Herbicides (EPA 8151A):
McCampbell Analytical, Inc. in Pittsburg, CA performed the analysis (NELAP certified). Please see the McCampbell Analytical, Inc. case narrative.

RSK-175 CO2 (RSK-175):
McCampbell Analytical, Inc. in Pittsburg, CA performed the analysis (see sublab report section for certifications). Please see the McCampbell Analytical, Inc. case narrative.

Dioxins & Furans (EPA 8290):
Enthalpy - El Dorado Hills in El Dorado Hills, CA performed the analysis (see sublab report section for certifications). Please see the Enthalpy - El Dorado Hills case narrative.

ENTHALPY ANALYTICAL

Chain of Custody Record

Lab No: 557418

Page: 1 of 3

Turn Around Time (rush by advanced notice only)

Standard:		5 Day:		3 Day:	
2 Day:		1 Day:	X	Custom TAT:	

Enthalpy Analytical - Orange

931 W. Barkley Avenue, Orange, CA 92868

Phone 714-771-6900

Matrix: A = Air S = Soil/Solid W = Water DW = Drinking Wate SD = Sediment PP = Pure Product SEA = Sea Water SW = Swab T = Tissue WP = Wipe O = Other

Preservatives: 1 = $Na_2S_2O_3$ 2 = HCl 3 = HNO_3 4 = H_2SO_4 5 = NaOH 6 = Other

Sample Receipt Temp: 5.6 12.20 1.8 2.3 -1.3 0.5 (lab use only)

CUSTOMER INFORMATION		PROJECT INFORMATION	
Company:	Chiquita Canyon, LLC	Name:	Stormwater Outlet
Report To:	Matt Breuer	Number:	
Email:	matthew.breuer@wasteconnection	P.O. #:	
Address:	29201 Henry Mayo Drive	Address:	29201 Henry Mayo Drive
	Castaic, CA 91384		Castaic, CA 91384
Phone:	682-559-3880	Global ID:	
Fax:		Sampled By:	CH, GA, ST

	Sample ID	Sampling Date	Sampling Time	Matrix	Container No. / Size	Pres.	200.7/200.8 Metals (see comments)	245.1 Mercury	4500-CN-E Cyanide	8081 Pesticides / 8082 PCBs	8141 Organophosphorous Pesticides	8151 Herbicides	8260 VOCs	8260 Acrolein/Acrylonitrile	8270C	8290 2,3,7,8-TCDD	Test Instructions / Comments
1	South Basin - Western Inlet	04/11/26	1503	W	31	1,2,4,6	X	X	X	X	X	X	X	X	X	X	Temp: 23.0°C, pH 6.90
2																	
3																	
4																	
5																	
6																	
7																	
8																	
9																	
10																	

Analysis Request

Test Instructions / Comments

200.8 - Ag, As, B, Ba, Be, Cd, Co, Cr, Cu, Ni, Mn, Pb, Sb, Se, Sn, Tl, V, Zn
200.7 - Fe, Ca, K, Mg, Na

Additional email recipients:
matt.breuer@wasteconnections.com
stormwater@wasteconnections.com
tmb@swteng.com
aav@swteng.com

Direct invoices to:
Maribel Bolanos
(661) 257-3665

	Signature	Print Name	Company / Title	Date / Time
[1] Relinquished By:		Scott Tokai	CTEH	4/12/26 0550
[1] Received By:		JETH CO	ENTHALPY	04/12/26 0730
[2] Relinquished By:				
[2] Received By:				
[3] Relinquished By:				
[3] Received By:				

ENTHALPY ANALYTICAL

Chain of Custody Record

Lab No: 557418

Page: 2 of 3

Turn Around Time (rush by advanced notice only)					
Standard:		5 Day:		3 Day:	
2 Day:		1 Day:	X	Custom TAT:	

Enthalpy Analytical - Orange

931 W. Barkley Avenue, Orange, CA 92868

Phone 714-771-6900

Matrix: A = Air S = Soil/Solid W = Water DW = Drinking Wate SD = Sediment PP = Pure Product SEA = Sea Water SW = Swab T = Tissue WP = Wipe O = Other

Preservatives: 1 = $Na_2S_2O_3$ 2 = HCl 3 = HNO_3 4 = H_2SO_4 5 = NaOH 6 = Other

Sample Receipt Temp: (lab use only)

CUSTOMER INFORMATION		PROJECT INFORMATION	
Company:	Chiquita Canyon, LLC	Name:	Stormwater Outlet
Report To:	Matt Breuer	Number:	
Email:	matthew.breuer@wasteconnection	P.O. #:	
Address:	29201 Henry Mayo Drive	Address:	29201 Henry Mayo Drive
	Castaic, CA 91384		Castaic, CA 91384
Phone:	682-559-3880	Global ID:	
Fax:		Sampled By:	CH, GA, ST

Test Instructions / Comments

Additional email recipients:
matt.breuer@wasteconnections.com
stormwater@wasteconnections.com
tmb@swteng.com
aav@swteng.com

Direct invoices to:
Maribel Bolanos
(661) 257-3665

	Sample ID	Sampling Date	Sampling Time	Matrix	Container No. / Size	Pres.	SM4500-S2-D Total Sulfide	420.1 Total Phenolics	1664A Oil and Grease	9221B Tota Coliform	9221F E. Coli	300.0 Cl, Br, Fl, NO3, NO2, SO4	2540D TSS	5310B TOC	8270 SIM 1,4-Dioxane	SM2320B Alkalinity	Test Instructions / Comments
1	South Basin - Western Inlet	04/11/26	1503	W	31	1,2,4,6	X	X	X	X	X	X	X	X	X	X	Temp: 23.0°C, pH 6.90
2																	
3																	
4																	
5																	
6																	
7																	
8																	
9																	
10																	

	Signature	Print Name	Company / Title	Date / Time
[1] Relinquished By:		Scott Towns	CTEH	4/8/26 0851
[1] Received By:		JETH CO	ENTHALPY	04/12/26 0730
[2] Relinquished By:				
[2] Received By:				
[3] Relinquished By:				
[3] Received By:				

7 of 8

ENTHALPY ANALYTICAL

Chain of Custody Record

Lab No: 557418

Page: 3 of 3

Turn Around Time (rush by advanced notice only)					
Standard:		5 Day:		3 Day:	
2 Day:		1 Day:	X	Custom TAT:	

Enthalpy Analytical - Orange

931 W. Barkley Avenue, Orange, CA 92868

Phone 714-771-6900

Matrix: A = Air S = Soil/Solid W = Water DW = Drinking Wate SD = Sediment PP = Pure Product SEA = Sea Water SW = Swab T = Tissue WP = Wipe O = Other

Preservatives: 1 = $Na_2S_2O_3$ 2 = HCl 3 = HNO_3 4 = H_2SO_4 5 = NaOH 6 = Other

Sample Receipt Temp: (lab use only)

CUSTOMER INFORMATION		PROJECT INFORMATION	
Company:	Chiquita Canyon, LLC	Name:	Stormwater Outlet
Report To:	Matt Breuer	Number:	
Email:	matthew.breuer@wasteconnectior	P.O. #:	
Address:	29201 Henry Mayo Drive	Address:	29201 Henry Mayo Drive
	Castaic, CA 91384		Castaic, CA 91384
Phone:	682-559-3880	Global ID:	
Fax:		Sampled By:	CH, GA, ST

	Sample ID	Sampling Date	Sampling Time	Matrix	Container No. / Size	Pres.	SM5220D Chemical Oxygen Demand	SM2510B Specific Conductance	RSK-175 Carbon Dioxide	2540E TDS	SM2130B Turbidity	350.1 Ammonia	625.1 - See Comments	625.1 Alpha-Terpineol	SM5210B BOD		Test Instructions / Comments
1	South Basin - Western Inlet	04/11/26	1503	W	31	1,2,4,6	X	X	X	X	X	X	X	X	X	X	Temp: 23.0°C, pH 6.90
2																	
3																	
4																	
5																	
6																	
7																	
8																	
9																	
10																	

Analysis Request

Test Instructions / Comments

625.1 - Benzoic Acid, Pyridine, Phenol, 2-methylphenol, 3,4-methylphenol, Cresol, Naphthalene, alpha-terpineol

Additional email recipients:
matt.breuer@wasteconnections.com
stormwater@wasteconnections.com
tmb@swteng.com
aav@swteng.com

Direct invoices to:
Maribel Bolanos
(661) 257-3665

	Signature	Print Name	Company / Title	Date / Time
1 Relinquished By:		Scott Tows	CTEH	4/12/26 0550
1 Received By:		JETH CO	ENTHALPY	04/12/26 0730
2 Relinquished By:				
2 Received By:				
3 Relinquished By:				
3 Received By:				

8 of 8

SAMPLE RECEIPT CHECKLIST

Section 1: General Info

Date Received: 04/12/26 WO# 557418 Client: Waste Connections

Section 2: Shipping / Custody **Are custody seals present?** ☐ Yes ☒ No

Custody seals intact on arrival? ■ N/A ☐ Yes ☐ No ☐ On cooler / box ☐ On samples

☐ Courier ■ Walk-In ☐ Field Sampling ☐ Shipping Info: _____

Section 3a: Condition / Packaging ☐ **Outside 0.0 - 6.0°C (0.0 - 10.0°C for microbiology) (PM notified)**

Date Opened 04/12/26 By (initials) JKC Type of ice used: ■ Wet ☐ Blue/Gel ☐ None

☐ Samples received on ice directly from the field; cooling process had begun. (if checked, skip temperatures)

☐ Sample matrix doesn't require cooling (e.g. air, bulk PCB). (if checked, skip temperatures)

If no cooler: Observed/Adjusted Temp (°C): _____ / _____ Thermometer/IR Gun: IR20 CF: -1.3

Cooler Temp (°C) #1: 3.6 / 2.3 #2: 1.8 / 0.5 #3: ____ / ____ #4: ____ / ____ #5: ____ / ____ #6: ____ / ____

Section 3b: Microbiology Samples ☐ **No microbiology samples submitted (skip 3b)**

■ Within temp range 0.0 - 10.0°C or received on ice directly from field.

■ Adequate headspace for microbiology analysis.

Section 3c: Air Samples ■ **No air samples submitted (skip 3c)**

☐ 1.4L Canisters ☐ 6L Canisters ☐ Tedlar Bags ☐ MCE Cassettes ☐ Sorbent Tubes ☐ Other _____

Section 4: Containers / Labels / Samples	YES	NO	N/A
1) Were custody papers present, filled properly, and legible?	X		
2) Is the sampler's name present on the CoC?	X		
3) Were containers received in good condition (unbroken / unopened / uncompromised)?	X		
4) Were the samples bagged? (required for microbiology samples; recommended for soil samples)	X		
5) Were all of, and only, the correct samples received?	X		
6) Are sample labels present, legible, and in agreement with the CoC?	X		
7) Does the container count match the CoC?	X		
8) Was sufficient sample volume / mass received for the analyses requested?	X		
9) Were samples received in proper containers for the analyses requested?	X		
10) Were samples received with > 1/2 holding time remaining?	X		
11) Are samples properly preserved as indicated by CoC / labels?	X		
12) Unpreserved VOAs received - If necessary, was the hold time changed in LIMS?			X
13) Are VOA vials free from headspace/bubbles > 6mm?	X		

Section 5: Explanations / Comments

(If no comments are made, then no discrepancies noted.)

☐ **No additional discrepancies**

Date Logged 04/12/26 **By (print)** Jeth Co **(sign)** _____

Date Labeled 04/12/26 **By (print)** Jeth Co **(sign)** _____

Onterris ENTHALPY ANALYTICAL

Analysis Results for 557418

Matt Breuer
Waste Connections
Chiquita Canyon Landfill
29201 Henry Mayo Drive
Castaic, CA 91384

Lab Job #: 557418
Project No: CCLF STORMWATER
Location: Chiquita Canyon Stormwater
Date Received: 04/12/26

Sample ID: SOUTH BASIN - WESTERN INLET | **Lab ID:** 557418-001 | **Matrix:** Water | **Collected:** 04/11/26 15:03

557418-001 Analyte	Result	Qual	Units	RL	MDL	DF	Batch	Prepared	Analyzed	Chemist
Method: EPA 1664A Prep Method: METHOD										
Total Oil and Grease	ND		mg/L	5.1	0.98	1	400576	04/12/26	04/13/26	JAG
Method: EPA 200.7 Prep Method: EPA 3015A										
Calcium	**150**		mg/L	0.10	0.022	1	400577	04/12/26	04/12/26	DXC
Iron	**64**		mg/L	0.50	0.27	10	400577	04/12/26	04/12/26	DXC
Magnesium	**34**		mg/L	0.10	0.010	1	400577	04/12/26	04/12/26	DXC
Potassium	**26**		mg/L	0.50	0.15	1	400577	04/12/26	04/12/26	DXC
Sodium	**74**		mg/L	0.50	0.017	1	400577	04/12/26	04/12/26	DXC
Method: EPA 200.8 Prep Method: EPA 3015A										
Antimony	**0.56**	J,b	ug/L	2.0	0.058	1	400579	04/12/26	04/12/26	DXC
Arsenic	**9.5**		ug/L	2.0	0.059	1	400579	04/12/26	04/12/26	DXC
Barium	**510**		ug/L	50	0.69	10	400579	04/12/26	04/12/26	DXC
Beryllium	**2.8**		ug/L	1.0	0.044	1	400579	04/12/26	04/12/26	DXC
Boron	**250**		ug/L	100	34	10	400579	04/12/26	04/12/26	DXC
Cadmium	**0.75**	J	ug/L	1.0	0.079	1	400579	04/12/26	04/12/26	DXC
Chromium	**25**		ug/L	5.0	0.14	1	400579	04/12/26	04/12/26	DXC
Cobalt	**19**		ug/L	1.0	0.033	1	400579	04/12/26	04/12/26	DXC
Copper	**46**		ug/L	3.0	1.4	1	400579	04/12/26	04/12/26	DXC
Lead	**37**		ug/L	5.0	0.31	1	400579	04/12/26	04/12/26	DXC
Manganese	**960**		ug/L	100	6.2	10	400579	04/12/26	04/12/26	DXC
Nickel	**30**		ug/L	5.0	0.13	1	400579	04/12/26	04/12/26	DXC
Selenium	**7.2**		ug/L	2.0	0.60	1	400579	04/12/26	04/12/26	DXC
Silver	**0.20**	J	ug/L	5.0	0.087	1	400579	04/12/26	04/12/26	DXC
Thallium	**0.41**	J	ug/L	1.0	0.031	1	400579	04/12/26	04/12/26	DXC
Tin	ND		ug/L	5.0	0.59	1	400579	04/12/26	04/12/26	DXC
Vanadium	**69**		ug/L	5.0	0.25	1	400579	04/12/26	04/12/26	DXC
Zinc	**140**		ug/L	10	2.1	1	400579	04/12/26	04/12/26	DXC
Method: EPA 245.1 Prep Method: EPA 245.1										
Mercury	ND		ug/L	0.40	0.063	1	400575	04/12/26	04/12/26	DXC
Method: EPA 300.0 Prep Method: METHOD										
Fluoride	**0.43**		mg/L	0.20	0.062	1	400590	04/12/26 13:05	04/12/26 14:35	KUM
Chloride	**21**		mg/L	1.0	0.27	1	400590	04/12/26 13:05	04/12/26 14:35	KUM
Nitrogen, Nitrite	**0.03**	J	mg/L	0.10	0.01	1	400590	04/12/26 13:05	04/12/26 14:35	KUM

Results for any subcontracted analyses are not included in this section.

Analysis Results for 557418

557418-001 Analyte	Result	Qual	Units	RL	MDL	DF	Batch	Prepared	Analyzed	Chemist
Bromide	**0.18**	J	mg/L	0.30	0.049	1	400590	04/12/26 13:05	04/12/26 14:35	KUM
Nitrogen, Nitrate	**0.31**		mg/L	0.10	0.05	1	400590	04/12/26 13:05	04/12/26 14:35	KUM
Sulfate	**160**		mg/L	5.0	1.3	5	400590	04/12/26 13:05	04/13/26 10:07	KUM
Method: EPA 350.1 Prep Method: METHOD										
Ammonia-N	**0.24**		mg/L	0.10	0.068	1	400624	04/13/26	04/13/26	JAK
Method: EPA 420.1 Prep Method: METHOD										
Total Phenolics	**0.010**		mg/L	0.010	0.0056	1	400663	04/13/26	04/13/26	LVL
Method: EPA 625.1 Prep Method: EPA 3510C										
Benzoic acid	ND		ug/L	48	10	0.96	400571	04/12/26	04/12/26	MSS
2-Methylphenol	ND		ug/L	9.6	3.1	0.96	400571	04/12/26	04/12/26	MSS
Pyridine	ND		ug/L	9.6	2.7	0.96	400571	04/12/26	04/12/26	MSS
Phenol	ND		ug/L	9.6	2.0	0.96	400571	04/12/26	04/12/26	MSS
Naphthalene	ND		ug/L	9.6	3.4	0.96	400571	04/12/26	04/12/26	MSS
3-,4-Methylphenol	ND		ug/L	9.6	2.9	0.96	400571	04/12/26	04/12/26	MSS
Cresol	ND		ug/L	9.6		0.96	400571	04/12/26	04/12/26	MSS
a-Terpineol	**3.1**	J	ug/L	9.6	2.0	0.96	400571	04/12/26	04/12/26	MSS
Surrogates				**Limits**						
2-Fluorophenol	52%		%REC	36-95		0.96	400571	04/12/26	04/12/26	MSS
Phenol-d6	36%		%REC	28-82		0.96	400571	04/12/26	04/12/26	MSS
2,4,6-Tribromophenol	95%		%REC	61-140		0.96	400571	04/12/26	04/12/26	MSS
Nitrobenzene-d5	76%		%REC	48-123		0.96	400571	04/12/26	04/12/26	MSS
2-Fluorobiphenyl	68%		%REC	51-105		0.96	400571	04/12/26	04/12/26	MSS
Terphenyl-d14	83%		%REC	65-117		0.96	400571	04/12/26	04/12/26	MSS
Method: EPA 8081A Prep Method: EPA 3510C										
alpha-BHC	ND		ug/L	0.05	0.01	0.95	400599	04/12/26	04/12/26	XLY
beta-BHC	ND		ug/L	0.05	0.01	0.95	400599	04/12/26	04/12/26	XLY
gamma-BHC	ND		ug/L	0.05	0.009	0.95	400599	04/12/26	04/12/26	XLY
delta-BHC	ND		ug/L	0.05	0.008	0.95	400599	04/12/26	04/12/26	XLY
Heptachlor	ND		ug/L	0.05	0.01	0.95	400599	04/12/26	04/12/26	XLY
Aldrin	ND		ug/L	0.05	0.02	0.95	400599	04/12/26	04/12/26	XLY
Heptachlor epoxide	ND		ug/L	0.05	0.01	0.95	400599	04/12/26	04/12/26	XLY
Endosulfan I	ND		ug/L	0.05	0.01	0.95	400599	04/12/26	04/12/26	XLY
Dieldrin	ND		ug/L	0.1	0.01	0.95	400599	04/12/26	04/12/26	XLY
4,4'-DDE	ND		ug/L	0.1	0.03	0.95	400599	04/12/26	04/12/26	XLY
Endrin	ND		ug/L	0.1	0.01	0.95	400599	04/12/26	04/12/26	XLY
Endosulfan II	ND		ug/L	0.1	0.01	0.95	400599	04/12/26	04/12/26	XLY
Endosulfan sulfate	ND		ug/L	0.1	0.02	0.95	400599	04/12/26	04/12/26	XLY
4,4'-DDD	ND		ug/L	0.1	0.03	0.95	400599	04/12/26	04/12/26	XLY
Endrin aldehyde	ND		ug/L	0.1	0.03	0.95	400599	04/12/26	04/12/26	XLY
Endrin ketone	ND		ug/L	0.1	0.02	0.95	400599	04/12/26	04/12/26	XLY
4,4'-DDT	ND		ug/L	0.1	0.07	0.95	400599	04/12/26	04/12/26	XLY
Methoxychlor	ND		ug/L	0.1	0.04	0.95	400599	04/12/26	04/12/26	XLY
Toxaphene	ND		ug/L	1.9	0.6	0.95	400599	04/12/26	04/12/26	XLY
Chlordane (Technical)	ND		ug/L	1.0	0.3	0.95	400599	04/12/26	04/12/26	XLY
Surrogates				**Limits**						

Results for any subcontracted analyses are not included in this section.

Analysis Results for 557418

557418-001 Analyte	Result	Qual	Units	RL	MDL	DF	Batch	Prepared	Analyzed	Chemist
TCMX	89%		%REC	29-120		0.95	400599	04/12/26	04/12/26	XLY
Decachlorobiphenyl	130%		%REC	33-132		0.95	400599	04/12/26	04/12/26	XLY
Method: EPA 8082 Prep Method: EPA 3510C										
Aroclor-1016	ND		ug/L	0.48	0.23	0.95	400599	04/12/26	04/12/26	XLY
Aroclor-1221	ND		ug/L	0.48	0.42	0.95	400599	04/12/26	04/12/26	XLY
Aroclor-1232	ND		ug/L	0.48	0.23	0.95	400599	04/12/26	04/12/26	XLY
Aroclor-1242	ND		ug/L	0.48	0.30	0.95	400599	04/12/26	04/12/26	XLY
Aroclor-1248	ND		ug/L	0.48	0.21	0.95	400599	04/12/26	04/12/26	XLY
Aroclor-1254	ND		ug/L	0.48	0.30	0.95	400599	04/12/26	04/12/26	XLY
Aroclor-1260	ND		ug/L	0.48	0.28	0.95	400599	04/12/26	04/12/26	XLY
Aroclor-1262	ND		ug/L	0.48	0.26	0.95	400599	04/12/26	04/12/26	XLY
Aroclor-1268	ND		ug/L	0.48	0.27	0.95	400599	04/12/26	04/12/26	XLY
Surrogates				**Limits**						
Decachlorobiphenyl (PCB)	129%		%REC	28-138		0.95	400599	04/12/26	04/12/26	XLY
Method: EPA 8260B Prep Method: EPA 5030B										
Carbon Disulfide	ND		ug/L	5.0	0.3	1	400584	04/12/26	04/12/26	ZXL
Chloroprene	ND		ug/L	200	0.3	1	400584	04/12/26	04/12/26	ZXL
3-Chloropropene	ND		ug/L	5.0	0.2	1	400584	04/12/26	04/12/26	ZXL
Ethyl methacrylate	ND		ug/L	50	2.4	1	400584	04/12/26	04/12/26	ZXL
Ethanol	ND		ug/L	500	130	1	400584	04/12/26	04/12/26	ZXL
2-Hexanone	ND		ug/L	5.0	0.6	1	400584	04/12/26	04/12/26	ZXL
Isopropanol (IPA)	ND		ug/L	200	40	1	400584	04/12/26	04/12/26	ZXL
Methyl acrylonitrile	ND		ug/L	35	1.3	1	400584	04/12/26	04/12/26	ZXL
Vinyl Acetate	ND		ug/L	50	2.4	1	400584	04/12/26	04/12/26	ZXL
Acrolein	ND		ug/L	200	2.0	1	400584	04/12/26	04/12/26	ZXL
Acrylonitrile	ND		ug/L	10	0.3	1	400584	04/12/26	04/12/26	ZXL
Freon 12	ND		ug/L	5.0	0.2	1	400584	04/12/26	04/12/26	ZXL
Chloromethane	ND		ug/L	5.0	0.1	1	400584	04/12/26	04/12/26	ZXL
Vinyl Chloride	ND		ug/L	5.0	0.1	1	400584	04/12/26	04/12/26	ZXL
Bromomethane	ND		ug/L	5.0	0.3	1	400584	04/12/26	04/12/26	ZXL
Chloroethane	ND		ug/L	5.0	0.05	1	400584	04/12/26	04/12/26	ZXL
Trichlorofluoromethane	ND		ug/L	5.0	0.08	1	400584	04/12/26	04/12/26	ZXL
Iodomethane	ND		ug/L	5.0		1	400584	04/12/26	04/12/26	ZXL
Acetone	ND		ug/L	100	8.8	1	400584	04/12/26	04/12/26	ZXL
Freon 113	ND		ug/L	5.0	0.1	1	400584	04/12/26	04/12/26	ZXL
1,1-Dichloroethene	ND		ug/L	5.0	0.1	1	400584	04/12/26	04/12/26	ZXL
Methylene Chloride	ND		ug/L	10	0.2	1	400584	04/12/26	04/12/26	ZXL
MTBE	ND		ug/L	5.0	0.1	1	400584	04/12/26	04/12/26	ZXL
trans-1,2-Dichloroethene	ND		ug/L	5.0	0.1	1	400584	04/12/26	04/12/26	ZXL
1,1-Dichloroethane	ND		ug/L	5.0	0.07	1	400584	04/12/26	04/12/26	ZXL
2-Butanone	ND		ug/L	10	0.9	1	400584	04/12/26	04/12/26	ZXL
cis-1,2-Dichloroethene	ND		ug/L	5.0	0.09	1	400584	04/12/26	04/12/26	ZXL
2,2-Dichloropropane	ND		ug/L	5.0	0.09	1	400584	04/12/26	04/12/26	ZXL
Chloroform	ND		ug/L	5.0	0.07	1	400584	04/12/26	04/12/26	ZXL
Bromochloromethane	ND		ug/L	5.0	0.1	1	400584	04/12/26	04/12/26	ZXL
1,1,1-Trichloroethane	ND		ug/L	5.0	0.03	1	400584	04/12/26	04/12/26	ZXL
1,1-Dichloropropene	ND		ug/L	5.0	0.08	1	400584	04/12/26	04/12/26	ZXL
Carbon Tetrachloride	ND		ug/L	5.0	0.07	1	400584	04/12/26	04/12/26	ZXL
1,2-Dichloroethane	ND		ug/L	5.0	0.09	1	400584	04/12/26	04/12/26	ZXL

Results for any subcontracted analyses are not included in this section.

Analysis Results for 557418

557418-001 Analyte	Result	Qual	Units	RL	MDL	DF	Batch	Prepared	Analyzed	Chemist
Benzene	ND		ug/L	1.0	0.07	1	400584	04/12/26	04/12/26	ZXL
Trichloroethene	ND		ug/L	5.0	0.05	1	400584	04/12/26	04/12/26	ZXL
1,2-Dichloropropane	ND		ug/L	5.0	0.07	1	400584	04/12/26	04/12/26	ZXL
Bromodichloromethane	ND		ug/L	5.0	0.05	1	400584	04/12/26	04/12/26	ZXL
Dibromomethane	ND		ug/L	5.0	0.1	1	400584	04/12/26	04/12/26	ZXL
4-Methyl-2-Pentanone	ND		ug/L	5.0	0.5	1	400584	04/12/26	04/12/26	ZXL
cis-1,3-Dichloropropene	ND		ug/L	5.0	0.08	1	400584	04/12/26	04/12/26	ZXL
Toluene	ND		ug/L	5.0	0.05	1	400584	04/12/26	04/12/26	ZXL
trans-1,3-Dichloropropene	ND		ug/L	5.0	0.03	1	400584	04/12/26	04/12/26	ZXL
1,1,2-Trichloroethane	ND		ug/L	5.0	0.06	1	400584	04/12/26	04/12/26	ZXL
1,3-Dichloropropane	ND		ug/L	5.0	0.1	1	400584	04/12/26	04/12/26	ZXL
Tetrachloroethene	ND		ug/L	5.0	0.09	1	400584	04/12/26	04/12/26	ZXL
Dibromochloromethane	ND		ug/L	5.0	0.07	1	400584	04/12/26	04/12/26	ZXL
1,2-Dibromoethane	ND		ug/L	5.0	0.07	1	400584	04/12/26	04/12/26	ZXL
Chlorobenzene	ND		ug/L	5.0	0.05	1	400584	04/12/26	04/12/26	ZXL
1,1,1,2-Tetrachloroethane	ND		ug/L	5.0	0.06	1	400584	04/12/26	04/12/26	ZXL
Ethylbenzene	ND		ug/L	5.0	0.04	1	400584	04/12/26	04/12/26	ZXL
m,p-Xylenes	ND		ug/L	5.0	0.1	1	400584	04/12/26	04/12/26	ZXL
o-Xylene	ND		ug/L	5.0	0.06	1	400584	04/12/26	04/12/26	ZXL
Styrene	ND		ug/L	5.0	0.06	1	400584	04/12/26	04/12/26	ZXL
Bromoform	ND		ug/L	5.0	0.08	1	400584	04/12/26	04/12/26	ZXL
Isopropylbenzene	ND		ug/L	5.0	0.06	1	400584	04/12/26	04/12/26	ZXL
1,1,2,2-Tetrachloroethane	ND		ug/L	5.0	0.06	1	400584	04/12/26	04/12/26	ZXL
1,2,3-Trichloropropane	ND		ug/L	5.0	0.09	1	400584	04/12/26	04/12/26	ZXL
Propylbenzene	ND		ug/L	5.0	0.05	1	400584	04/12/26	04/12/26	ZXL
Bromobenzene	ND		ug/L	5.0	0.06	1	400584	04/12/26	04/12/26	ZXL
1,3,5-Trimethylbenzene	ND		ug/L	5.0	0.08	1	400584	04/12/26	04/12/26	ZXL
2-Chlorotoluene	ND		ug/L	5.0	0.07	1	400584	04/12/26	04/12/26	ZXL
4-Chlorotoluene	ND		ug/L	5.0	0.08	1	400584	04/12/26	04/12/26	ZXL
tert-Butylbenzene	ND		ug/L	5.0	0.07	1	400584	04/12/26	04/12/26	ZXL
1,2,4-Trimethylbenzene	ND		ug/L	5.0	0.07	1	400584	04/12/26	04/12/26	ZXL
sec-Butylbenzene	ND		ug/L	5.0	0.06	1	400584	04/12/26	04/12/26	ZXL
para-Isopropyl Toluene	ND		ug/L	5.0	0.05	1	400584	04/12/26	04/12/26	ZXL
1,3-Dichlorobenzene	ND		ug/L	5.0	0.06	1	400584	04/12/26	04/12/26	ZXL
1,4-Dichlorobenzene	ND		ug/L	5.0	0.07	1	400584	04/12/26	04/12/26	ZXL
n-Butylbenzene	ND		ug/L	5.0	0.08	1	400584	04/12/26	04/12/26	ZXL
1,2-Dichlorobenzene	ND		ug/L	5.0	0.04	1	400584	04/12/26	04/12/26	ZXL
1,2-Dibromo-3-Chloropropane	ND		ug/L	5.0	0.3	1	400584	04/12/26	04/12/26	ZXL
1,2,4-Trichlorobenzene	ND		ug/L	5.0	0.1	1	400584	04/12/26	04/12/26	ZXL
Hexachlorobutadiene	ND		ug/L	5.0	0.06	1	400584	04/12/26	04/12/26	ZXL
1,2,3-Trichlorobenzene	ND		ug/L	5.0	0.09	1	400584	04/12/26	04/12/26	ZXL
cis-1,4-Dichloro-2-butene	ND		ug/L	5.0	0.3	1	400584	04/12/26	04/12/26	ZXL
trans-1,4-Dichloro-2-butene	ND		ug/L	5.0	0.2	1	400584	04/12/26	04/12/26	ZXL
Xylene (total)	ND		ug/L	5.0		1	400584	04/12/26	04/12/26	ZXL
Surrogates				**Limits**						
Dibromofluoromethane	104%		%REC	70-130		1	400584	04/12/26	04/12/26	ZXL
1,2-Dichloroethane-d4	103%		%REC	70-130		1	400584	04/12/26	04/12/26	ZXL
Toluene-d8	98%		%REC	70-130		1	400584	04/12/26	04/12/26	ZXL
Bromofluorobenzene	100%		%REC	70-130		1	400584	04/12/26	04/12/26	ZXL
Method: EPA 8270C-SIM Prep Method: EPA 3535										
1,4-Dioxane	ND		ug/L	1.0	0.87	1	400594	04/12/26	04/13/26	MSS

Results for any subcontracted analyses are not included in this section.

Analysis Results for 557418

557418-001 Analyte	Result	Qual	Units	RL	MDL	DF	Batch	Prepared	Analyzed	Chemist
Surrogates				**Limits**						
1,4-Dioxane-d8 (SUR)	95%		%REC	80-120		1	400594	04/12/26	04/13/26	MSS
Method: EPA 8270E Prep Method: EPA 3510C										
Carbazole	ND		ug/L	9.6	2.7	0.96	400571	04/12/26	04/12/26	MSS
N-Nitrosodimethylamine	ND		ug/L	9.6	2.8	0.96	400571	04/12/26	04/12/26	MSS
Aniline	ND		ug/L	9.6	2.7	0.96	400571	04/12/26	04/12/26	MSS
bis(2-Chloroethyl)ether	ND		ug/L	24	3.6	0.96	400571	04/12/26	04/12/26	MSS
2-Chlorophenol	ND		ug/L	9.6	3.5	0.96	400571	04/12/26	04/12/26	MSS
1,3-Dichlorobenzene	ND		ug/L	9.6	3.1	0.96	400571	04/12/26	04/12/26	MSS
1,4-Dichlorobenzene	ND		ug/L	9.6	3.2	0.96	400571	04/12/26	04/12/26	MSS
Benzyl alcohol	ND		ug/L	24	5.5	0.96	400571	04/12/26	04/12/26	MSS
1,2-Dichlorobenzene	ND		ug/L	9.6	3.2	0.96	400571	04/12/26	04/12/26	MSS
bis(2-Chloroisopropyl) ether	ND		ug/L	9.6	3.7	0.96	400571	04/12/26	04/12/26	MSS
N-Nitroso-di-n-propylamine	ND		ug/L	9.6	3.7	0.96	400571	04/12/26	04/12/26	MSS
Hexachloroethane	ND		ug/L	9.6	2.9	0.96	400571	04/12/26	04/12/26	MSS
Nitrobenzene	ND		ug/L	24	8.1	0.96	400571	04/12/26	04/12/26	MSS
Isophorone	ND		ug/L	9.6	3.5	0.96	400571	04/12/26	04/12/26	MSS
2-Nitrophenol	ND		ug/L	9.6	5.2	0.96	400571	04/12/26	04/12/26	MSS
2,4-Dimethylphenol	ND		ug/L	9.6	3.1	0.96	400571	04/12/26	04/12/26	MSS
bis(2-Chloroethoxy)methane	ND		ug/L	9.6	3.5	0.96	400571	04/12/26	04/12/26	MSS
2,4-Dichlorophenol	ND		ug/L	9.6	3.6	0.96	400571	04/12/26	04/12/26	MSS
1,2,4-Trichlorobenzene	ND		ug/L	9.6	3.3	0.96	400571	04/12/26	04/12/26	MSS
4-Chloroaniline	ND		ug/L	9.6	3.0	0.96	400571	04/12/26	04/12/26	MSS
Hexachlorobutadiene	ND		ug/L	9.6	2.1	0.96	400571	04/12/26	04/12/26	MSS
4-Chloro-3-methylphenol	ND		ug/L	9.6	3.4	0.96	400571	04/12/26	04/12/26	MSS
2-Methylnaphthalene	ND		ug/L	9.6	3.2	0.96	400571	04/12/26	04/12/26	MSS
Hexachlorocyclopentadiene	ND		ug/L	24	7.5	0.96	400571	04/12/26	04/12/26	MSS
2,4,6-Trichlorophenol	ND		ug/L	9.6	3.9	0.96	400571	04/12/26	04/12/26	MSS
2,4,5-Trichlorophenol	ND		ug/L	9.6	3.6	0.96	400571	04/12/26	04/12/26	MSS
2-Chloronaphthalene	ND		ug/L	9.6	3.3	0.96	400571	04/12/26	04/12/26	MSS
2-Nitroaniline	ND		ug/L	48	4.2	0.96	400571	04/12/26	04/12/26	MSS
Dimethylphthalate	ND		ug/L	9.6	3.3	0.96	400571	04/12/26	04/12/26	MSS
Acenaphthylene	ND		ug/L	9.6	3.7	0.96	400571	04/12/26	04/12/26	MSS
2,6-Dinitrotoluene	ND		ug/L	9.6	4.3	0.96	400571	04/12/26	04/12/26	MSS
3-Nitroaniline	ND		ug/L	9.6	3.8	0.96	400571	04/12/26	04/12/26	MSS
Acenaphthene	ND		ug/L	9.6	3.1	0.96	400571	04/12/26	04/12/26	MSS
2,4-Dinitrophenol	ND		ug/L	48	14	0.96	400571	04/12/26	04/12/26	MSS
4-Nitrophenol	ND		ug/L	48	8.2	0.96	400571	04/12/26	04/12/26	MSS
Dibenzofuran	ND		ug/L	9.6	3.1	0.96	400571	04/12/26	04/12/26	MSS
2,4-Dinitrotoluene	ND		ug/L	9.6	4.1	0.96	400571	04/12/26	04/12/26	MSS
Diethylphthalate	ND		ug/L	9.6	2.8	0.96	400571	04/12/26	04/12/26	MSS
Fluorene	ND		ug/L	9.6	3.0	0.96	400571	04/12/26	04/12/26	MSS
4-Chlorophenyl-phenylether	ND		ug/L	9.6	2.9	0.96	400571	04/12/26	04/12/26	MSS
4-Nitroaniline	ND		ug/L	9.6	3.2	0.96	400571	04/12/26	04/12/26	MSS
4,6-Dinitro-2-methylphenol	ND		ug/L	48	16	0.96	400571	04/12/26	04/12/26	MSS
N-Nitrosodiphenylamine	ND		ug/L	9.6	3.8	0.96	400571	04/12/26	04/12/26	MSS
1,2-diphenylhydrazine (as azobenzene)	ND		ug/L	9.6	2.8	0.96	400571	04/12/26	04/12/26	MSS
4-Bromophenyl-phenylether	ND		ug/L	9.6	3.2	0.96	400571	04/12/26	04/12/26	MSS
Hexachlorobenzene	ND		ug/L	9.6	2.9	0.96	400571	04/12/26	04/12/26	MSS

Results for any subcontracted analyses are not included in this section.

Analysis Results for 557418

557418-001 Analyte	Result	Qual	Units	RL	MDL	DF	Batch	Prepared	Analyzed	Chemist
Pentachlorophenol	ND		ug/L	24	5.5	0.96	400571	04/12/26	04/12/26	MSS
Phenanthrene	ND		ug/L	9.6	2.8	0.96	400571	04/12/26	04/12/26	MSS
Anthracene	ND		ug/L	9.6	2.7	0.96	400571	04/12/26	04/12/26	MSS
Di-n-butylphthalate	ND		ug/L	9.6	2.9	0.96	400571	04/12/26	04/12/26	MSS
Fluoranthene	ND		ug/L	9.6	2.7	0.96	400571	04/12/26	04/12/26	MSS
Benzidine	ND		ug/L	48	18	0.96	400571	04/12/26	04/12/26	MSS
Pyrene	ND		ug/L	9.6	2.6	0.96	400571	04/12/26	04/12/26	MSS
Butylbenzylphthalate	ND		ug/L	9.6	3.5	0.96	400571	04/12/26	04/12/26	MSS
3,3'-Dichlorobenzidine	ND		ug/L	24	5.0	0.96	400571	04/12/26	04/12/26	MSS
Benzo(a)anthracene	ND		ug/L	9.6	2.3	0.96	400571	04/12/26	04/12/26	MSS
Chrysene	ND		ug/L	9.6	2.4	0.96	400571	04/12/26	04/12/26	MSS
bis(2-Ethylhexyl)phthalate	ND		ug/L	9.6	3.2	0.96	400571	04/12/26	04/12/26	MSS
Di-n-octylphthalate	ND		ug/L	9.6	4.5	0.96	400571	04/12/26	04/12/26	MSS
Benzo(b)fluoranthene	ND		ug/L	9.6	2.9	0.96	400571	04/12/26	04/12/26	MSS
Benzo(k)fluoranthene	ND		ug/L	9.6	3.0	0.96	400571	04/12/26	04/12/26	MSS
Benzo(a)pyrene	ND		ug/L	9.6	3.0	0.96	400571	04/12/26	04/12/26	MSS
Indeno(1,2,3-cd)pyrene	ND		ug/L	9.6	4.1	0.96	400571	04/12/26	04/12/26	MSS
Dibenz(a,h)anthracene	ND		ug/L	9.6	4.0	0.96	400571	04/12/26	04/12/26	MSS
Benzo(g,h,i)perylene	ND		ug/L	9.6	4.0	0.96	400571	04/12/26	04/12/26	MSS
Surrogates				**Limits**						
2-Fluorophenol	52%		%REC	15-120		0.96	400571	04/12/26	04/12/26	MSS
Phenol-d6	36%		%REC	15-120		0.96	400571	04/12/26	04/12/26	MSS
2,4,6-Tribromophenol	95%		%REC	15-140		0.96	400571	04/12/26	04/12/26	MSS
Nitrobenzene-d5	76%		%REC	15-123		0.96	400571	04/12/26	04/12/26	MSS
2-Fluorobiphenyl	68%		%REC	15-120		0.96	400571	04/12/26	04/12/26	MSS
Terphenyl-d14	83%		%REC	15-120		0.96	400571	04/12/26	04/12/26	MSS
Method: SM 4500-CN-E Prep Method: METHOD										
Cyanide	**0.0035**	J	mg/L	0.0050	0.0017	0.5	400772	04/14/26	04/15/26	JAK
Method: SM 4500-P-B5-E										
Phosphorus	**0.050**		mg/L	0.020	0.014	1	400589	04/12/26	04/12/26	RDL
Method: SM 4500-S2-D Prep Method: METHOD										
Sulfide	ND		mg/L	0.10		1	400888	04/15/26	04/15/26	TXC
Method: SM 5310B Prep Method: SM 5310B										
Total Organic Carbon	**18**		mg/L	1.0	0.49	1	400585	04/12/26	04/12/26	BDR
Method: SM 9221B Prep Method: METHOD										
Coliform, Total	**>1,600**	H	MPN/100ml	1.8		1	400660	04/12/26 12:42	04/14/26 17:13	BPH
Method: SM 9221F										
Coliform, E. Coli	**79**	H	MPN/100ml	1.8		1	400660	04/12/26 12:42	04/14/26 17:13	BPH
Method: SM2130B										
Turbidity	**2,200**		NTU	0.20	0.12	1	400670	04/13/26 14:30	04/13/26 14:30	BDR
Method: SM2320B Prep Method: METHOD										
Bicarbonate	**130**		mg/L	2.4		1	400657	04/13/26	04/13/26	WWC
Alkalinity, Total as CaCO3	**100**		mg/L	2.0		1	400657	04/13/26	04/13/26	WWC

Results for any subcontracted analyses are not included in this section.

Analysis Results for 557418

557418-001 Analyte	Result	Qual	Units	RL	MDL	DF	Batch	Prepared	Analyzed	Chemist
Method: SM2510B Prep Method: METHOD										
Specific Conductance	**600**		umhos/cm	1.0		1	400602	04/12/26	04/12/26	RDL
Method: SM2540C Prep Method: METHOD										
Total Dissolved Solids	**410**		mg/L	20		2	400593	04/12/26	04/13/26	RDL
Method: SM2540D Prep Method: METHOD										
Total Suspended Solids	**1,400**		mg/L	0.5		1	400598	04/12/26	04/13/26	CDR
Method: SM5210B Prep Method: METHOD										
Biochemical Oxygen Demand	**24**		mg/L	3.0		1	400645	04/13/26 10:49	04/18/26 12:16	WWC
Method: SM5220D Prep Method: SM 5220D										
Chemical Oxygen Demand	**57**		mg/L	4.0	2.6	1	400600	04/12/26	04/12/26	RDL

>	Value exceeds indicated concentration
H	Holding time was exceeded
J	Estimated value
ND	Not Detected
b	See narrative

Results for any subcontracted analyses are not included in this section.

Onterris ENTHALPY ANALYTICAL

Batch QC

Type: Blank	**Lab ID:** QC1359385	**Batch:** 400576
Matrix: Water	**Method:** EPA 1664A	**Prep Method:** METHOD

QC1359385 Analyte	Result	Qual	Units	RL	MDL	Prepared	Analyzed
Total Oil and Grease	ND		mg/L	5.0	0.97	04/12/26	04/13/26

Type: Lab Control Sample	**Lab ID:** QC1359386	**Batch:** 400576
Matrix: Water	**Method:** EPA 1664A	**Prep Method:** METHOD

QC1359386 Analyte	Result	Spiked	Units	Recovery	Qual	Limits
Total Oil and Grease	36.20	40.00	mg/L	91%		78-114

Type: Lab Control Sample Duplicate	**Lab ID:** QC1359387	**Batch:** 400576
Matrix: Water	**Method:** EPA 1664A	**Prep Method:** METHOD

QC1359387 Analyte	Result	Spiked	Units	Recovery	Qual	Limits	RPD	RPD Lim
Total Oil and Grease	34.10	40.00	mg/L	85%		78-114	6	18

Type: Matrix Spike	**Lab ID:** QC1359268	**Batch:** 400577
Matrix (Source ID): Water (557387-001)	**Method:** EPA 200.7	**Prep Method:** EPA 3015A

QC1359268 Analyte	Result	Source Sample Result	Spiked	Units	Recovery	Qual	Limits	DF
Calcium	29.91	9.164	20.40	mg/L	102%		75-125	1
Iron	2.365	2.026	0.4000	mg/L	85%	NM	75-125	1
Magnesium	23.19	2.476	20.40	mg/L	102%		75-125	1
Potassium	33.68	8.949	24.00	mg/L	103%		75-125	1
Sodium	31.20	11.06	20.40	mg/L	99%		75-125	1

Type: Matrix Spike Duplicate	**Lab ID:** QC1359269	**Batch:** 400577
Matrix (Source ID): Water (557387-001)	**Method:** EPA 200.7	**Prep Method:** EPA 3015A

QC1359269 Analyte	Result	Source Sample Result	Spiked	Units	Recovery	Qual	Limits	RPD	RPD Lim	DF
Calcium	29.88	9.164	20.40	mg/L	102%		75-125	0	20	1
Iron	2.293	2.026	0.4000	mg/L	67%	NM	75-125	3	20	1
Magnesium	23.13	2.476	20.40	mg/L	101%		75-125	0	20	1
Potassium	33.81	8.949	24.00	mg/L	104%		75-125	0	20	1
Sodium	31.44	11.06	20.40	mg/L	100%		75-125	1	20	1

Batch QC

Type:	**Serial Dilution**	**Lab ID:**	**QC1359273**	**Batch:**	**400577**
Matrix (Source ID):	**Water (557418-001)**	**Method:**	**EPA 200.7**	**Prep Method:**	**EPA 3015A**

QC1359273 Analyte	Result	Source Sample Result	Units	Qual	RPD	RPD Lim	DF
Calcium	158.5	153.2	mg/L				5
Iron	66.18	63.78	mg/L				50
Magnesium	35.92	34.28	mg/L				5
Potassium	25.72	25.77	mg/L				5
Sodium	76.76	74.23	mg/L				5

Type:	**Blank**	**Lab ID:**	**QC1359274**	**Batch:**	**400577**
Matrix:	**Water**	**Method:**	**EPA 200.7**	**Prep Method:**	**EPA 3015A**

QC1359274 Analyte	Result	Qual	Units	RL	MDL	Prepared	Analyzed
Calcium	ND		mg/L	0.10	0.022	04/12/26	04/12/26
Iron	ND		mg/L	0.027	0.027	04/12/26	04/12/26
Magnesium	ND		mg/L	0.10	0.010	04/12/26	04/12/26
Potassium	ND		mg/L	0.50	0.15	04/12/26	04/12/26
Sodium	0.038	J	mg/L	0.50	0.017	04/12/26	04/12/26

Type:	**Lab Control Sample**	**Lab ID:**	**QC1359275**	**Batch:**	**400577**
Matrix:	**Water**	**Method:**	**EPA 200.7**	**Prep Method:**	**EPA 3015A**

QC1359275 Analyte	Result	Spiked	Units	Recovery	Qual	Limits
Calcium	20.17	20.40	mg/L	99%		85-115
Iron	0.3859	0.4000	mg/L	96%		85-115
Magnesium	20.06	20.40	mg/L	98%		85-115
Potassium	24.12	24.00	mg/L	100%		85-115
Sodium	20.00	20.40	mg/L	98%		85-115

Batch QC

Type:	**Blank**	**Lab ID:**	**QC1359264**	**Batch:**	**400579**
Matrix:	**Water**	**Method:**	**EPA 200.8**	**Prep Method:**	**EPA 3015A**

QC1359264 Analyte	Result	Qual	Units	RL	MDL	Prepared	Analyzed
Antimony	ND		ug/L	2.0	0.058	04/12/26	04/12/26
Arsenic	ND		ug/L	2.0	0.059	04/12/26	04/12/26
Barium	0.12	J	ug/L	5.0	0.069	04/12/26	04/12/26
Beryllium	ND		ug/L	1.0	0.044	04/12/26	04/12/26
Boron	ND		ug/L	10	3.4	04/12/26	04/12/26
Cadmium	ND		ug/L	1.0	0.079	04/12/26	04/12/26
Chromium	ND		ug/L	5.0	0.14	04/12/26	04/12/26
Cobalt	ND		ug/L	1.0	0.033	04/12/26	04/12/26
Copper	ND		ug/L	3.0	1.4	04/12/26	04/12/26
Lead	ND		ug/L	5.0	0.31	04/12/26	04/12/26
Manganese	ND		ug/L	10	0.62	04/12/26	04/12/26
Nickel	0.13	J	ug/L	5.0	0.13	04/12/26	04/12/26
Selenium	ND		ug/L	2.0	0.60	04/12/26	04/12/26
Silver	ND		ug/L	5.0	0.087	04/12/26	04/12/26
Thallium	ND		ug/L	1.0	0.031	04/12/26	04/12/26
Tin	ND		ug/L	5.0	0.59	04/12/26	04/12/26
Vanadium	ND		ug/L	5.0	0.25	04/12/26	04/12/26
Zinc	ND		ug/L	10	2.1	04/12/26	04/12/26

Type:	**Lab Control Sample**	**Lab ID:**	**QC1359265**	**Batch:**	**400579**
Matrix:	**Water**	**Method:**	**EPA 200.8**	**Prep Method:**	**EPA 3015A**

QC1359265 Analyte	Result	Spiked	Units	Recovery	Qual	Limits
Antimony	107.1	100.0	ug/L	107%	b	85-115
Arsenic	94.50	100.0	ug/L	94%		85-115
Barium	99.05	100.0	ug/L	99%		85-115
Beryllium	95.73	100.0	ug/L	96%		85-115
Boron	90.77	100.0	ug/L	91%		85-115
Cadmium	100.1	100.0	ug/L	100%		85-115
Chromium	94.65	100.0	ug/L	95%		85-115
Cobalt	97.19	100.0	ug/L	97%		85-115
Copper	97.30	100.0	ug/L	97%		85-115
Lead	100.0	100.0	ug/L	100%		85-115
Manganese	95.25	100.0	ug/L	95%		85-115
Nickel	97.37	100.0	ug/L	97%		85-115
Selenium	96.36	100.0	ug/L	96%		85-115
Silver	48.86	50.00	ug/L	98%		85-115
Thallium	100.8	100.0	ug/L	101%		85-115
Tin	88.88	100.0	ug/L	89%		85-115
Vanadium	95.27	100.0	ug/L	95%		85-115
Zinc	96.96	100.0	ug/L	97%		85-115

Batch QC

Type:	**Matrix Spike**	**Lab ID:**	**QC1359266**	**Batch:**	**400579**
Matrix (Source ID):	**Water (557394-001)**	**Method:**	**EPA 200.8**	**Prep Method:**	**EPA 3015A**

QC1359266 Analyte	Result	Source Sample Result	Spiked	Units	Recovery	Qual	Limits	DF
Antimony	130.4	31.10	100.0	ug/L	99%	b	70-130	10
Arsenic	93.11	1.290	100.0	ug/L	92%		70-130	10
Barium	170.4	75.99	100.0	ug/L	94%		70-130	10
Beryllium	100.3	ND	100.0	ug/L	100%		70-130	10
Boron	836.6	780.7	100.0	ug/L	56%	NM	70-130	10
Cadmium	97.04	ND	100.0	ug/L	97%		70-130	10
Chromium	104.8	13.26	100.0	ug/L	91%		70-130	10
Cobalt	104.3	5.880	100.0	ug/L	98%		70-130	10
Copper	132.2	33.77	100.0	ug/L	98%		70-130	10
Lead	102.4	ND	100.0	ug/L	102%		70-130	10
Manganese	116.9	21.93	100.0	ug/L	95%		70-130	10
Nickel	137.7	42.13	100.0	ug/L	96%		70-130	10
Selenium	91.07	ND	100.0	ug/L	91%		70-130	10
Silver	44.82	ND	50.00	ug/L	90%		70-130	10
Thallium	100.9	ND	100.0	ug/L	101%		70-130	10
Tin	85.99	ND	100.0	ug/L	86%		70-130	10
Vanadium	151.3	55.67	100.0	ug/L	96%		70-130	10
Zinc	1,458	1408	100.0	ug/L	50%	NM	70-130	10

Type:	**Matrix Spike Duplicate**	**Lab ID:**	**QC1359267**	**Batch:**	**400579**
Matrix (Source ID):	**Water (557394-001)**	**Method:**	**EPA 200.8**	**Prep Method:**	**EPA 3015A**

QC1359267 Analyte	Result	Source Sample Result	Spiked	Units	Recovery	Qual	Limits	RPD	RPD Lim	DF
Antimony	128.3	31.10	100.0	ug/L	97%	b	70-130	2	20	10
Arsenic	90.36	1.290	100.0	ug/L	89%		70-130	3	20	10
Barium	172.8	75.99	100.0	ug/L	97%		70-130	1	20	10
Beryllium	95.27	ND	100.0	ug/L	95%		70-130	5	20	10
Boron	871.3	780.7	100.0	ug/L	91%	NM	70-130	4	20	10
Cadmium	96.55	ND	100.0	ug/L	97%		70-130	1	20	10
Chromium	104.4	13.26	100.0	ug/L	91%		70-130	0	20	10
Cobalt	102.3	5.880	100.0	ug/L	96%		70-130	2	20	10
Copper	130.6	33.77	100.0	ug/L	97%		70-130	1	20	10
Lead	101.0	ND	100.0	ug/L	101%		70-130	1	20	10
Manganese	115.7	21.93	100.0	ug/L	94%		70-130	1	20	10
Nickel	134.2	42.13	100.0	ug/L	92%		70-130	3	20	10
Selenium	85.23	ND	100.0	ug/L	85%		70-130	7	20	10
Silver	44.54	ND	50.00	ug/L	89%		70-130	1	20	10
Thallium	100.0	ND	100.0	ug/L	100%		70-130	1	20	10
Tin	84.55	ND	100.0	ug/L	85%		70-130	2	20	10
Vanadium	150.4	55.67	100.0	ug/L	95%		70-130	1	20	10
Zinc	1,480	1408	100.0	ug/L	72%	NM	70-130	2	20	10

Batch QC

Type: Blank	Lab ID: QC1359258	Batch: 400575
Matrix: Water	Method: EPA 245.1	Prep Method: EPA 245.1

QC1359258 Analyte	Result	Qual	Units	RL	MDL	Prepared	Analyzed
Mercury	ND		ug/L	0.40	0.063	04/12/26	04/12/26

Type: Lab Control Sample	Lab ID: QC1359259	Batch: 400575
Matrix: Water	Method: EPA 245.1	Prep Method: EPA 245.1

QC1359259 Analyte	Result	Spiked	Units	Recovery	Qual	Limits
Mercury	5.056	5.000	ug/L	101%		85-115

Type: Matrix Spike	Lab ID: QC1359260	Batch: 400575
Matrix (Source ID): Water (557417-001)	Method: EPA 245.1	Prep Method: EPA 245.1

QC1359260 Analyte	Result	Source Sample Result	Spiked	Units	Recovery	Qual	Limits	DF
Mercury	967.4	ND	1000	ug/L	97%		75-125	200

Type: Matrix Spike Duplicate	Lab ID: QC1359261	Batch: 400575
Matrix (Source ID): Water (557417-001)	Method: EPA 245.1	Prep Method: EPA 245.1

QC1359261 Analyte	Result	Source Sample Result	Spiked	Units	Recovery	Qual	Limits	RPD	RPD Lim	DF
Mercury	969.6	ND	1000	ug/L	97%		75-125	0	20	200

Type: Matrix Spike	Lab ID: QC1359262	Batch: 400575
Matrix (Source ID): Water (557416-005)	Method: EPA 245.1	Prep Method: EPA 245.1

QC1359262 Analyte	Result	Source Sample Result	Spiked	Units	Recovery	Qual	Limits	DF
Mercury	966.4	ND	1000	ug/L	97%		75-125	200

Type: Matrix Spike Duplicate	Lab ID: QC1359263	Batch: 400575
Matrix (Source ID): Water (557416-005)	Method: EPA 245.1	Prep Method: EPA 245.1

QC1359263 Analyte	Result	Source Sample Result	Spiked	Units	Recovery	Qual	Limits	RPD	RPD Lim	DF
Mercury	975.0	ND	1000	ug/L	98%		75-125	1	20	200

Batch QC

Type:	**Blank**	**Lab ID:**	**QC1359322**	**Batch:**	**400590**
Matrix:	**Water**	**Method:**	**EPA 300.0**	**Prep Method:**	**METHOD**

QC1359322 Analyte	Result	Qual	Units	RL	MDL	Prepared	Analyzed
Fluoride	ND		mg/L	0.20	0.062	04/12/26 13:05	04/12/26 14:57
Chloride	ND		mg/L	1.0	0.27	04/12/26 13:05	04/12/26 14:57
Nitrogen, Nitrite	ND		mg/L	0.10	0.01	04/12/26 13:05	04/12/26 14:57
Bromide	ND		mg/L	0.30	0.049	04/12/26 13:05	04/12/26 14:57
Nitrogen, Nitrate	ND		mg/L	0.10	0.05	04/12/26 13:05	04/12/26 14:57
Sulfate	ND		mg/L	1.0	0.26	04/12/26 13:05	04/12/26 14:57

Type:	**Lab Control Sample**	**Lab ID:**	**QC1359323**	**Batch:**	**400590**
Matrix:	**Water**	**Method:**	**EPA 300.0**	**Prep Method:**	**METHOD**

QC1359323 Analyte	Result	Spiked	Units	Recovery	Qual	Limits
Fluoride	10.36	10.00	mg/L	104%		90-110
Chloride	48.88	50.00	mg/L	98%		90-110
Nitrogen, Nitrite	4.714	4.567	mg/L	103%		90-110
Bromide	15.60	15.00	mg/L	104%		90-110
Nitrogen, Nitrate	4.673	4.518	mg/L	103%		90-110
Sulfate	26.46	25.00	mg/L	106%		90-110

Type:	**Matrix Spike**	**Lab ID:**	**QC1359324**	**Batch:**	**400590**
Matrix (Source ID):	**Water (557418-001)**	**Method:**	**EPA 300.0**	**Prep Method:**	**METHOD**

QC1359324 Analyte	Result	Source Sample Result	Spiked	Units	Recovery	Qual	Limits	DF
Fluoride	29.26	0.4278	20.00	mg/L	144%	*	80-129	1
Chloride	161.9	20.72	100.0	mg/L	141%	*	80-123	1
Nitrogen, Nitrite	12.84	0.02719	9.134	mg/L	140%	*	80-122	1
Bromide	21.25	0.1792	15.00	mg/L	140%	*	80-121	1
Nitrogen, Nitrate	13.00	0.3109	9.036	mg/L	140%	*	80-123	1
Sulfate	215.2	162.5	50.00	mg/L	105%	E	79-124	1

Type:	**Matrix Spike Duplicate**	**Lab ID:**	**QC1359325**	**Batch:**	**400590**
Matrix (Source ID):	**Water (557418-001)**	**Method:**	**EPA 300.0**	**Prep Method:**	**METHOD**

QC1359325 Analyte	Result	Source Sample Result	Spiked	Units	Recovery	Qual	Limits	RPD	RPD Lim	DF
Fluoride	24.69	0.4278	20.00	mg/L	121%		80-129	17	21	1
Chloride	140.2	20.72	100.0	mg/L	119%		80-123	14	20	1
Nitrogen, Nitrite	10.79	0.02719	9.134	mg/L	118%		80-122	17	21	1
Bromide	17.86	0.1792	15.00	mg/L	118%		80-121	17	20	1
Nitrogen, Nitrate	10.95	0.3109	9.036	mg/L	118%		80-123	17	20	1
Sulfate	206.9	162.5	50.00	mg/L	89%	E	79-124		20	1

Batch QC

Type: Blank	Lab ID: QC1359436	Batch: 400624
Matrix: Water	Method: EPA 350.1	Prep Method: METHOD

QC1359436 Analyte	Result	Qual	Units	RL	MDL	Prepared	Analyzed
Ammonia-N	ND		mg/L	0.10	0.068	04/13/26	04/13/26

Type: Lab Control Sample	Lab ID: QC1359437	Batch: 400624
Matrix: Water	Method: EPA 350.1	Prep Method: METHOD

QC1359437 Analyte	Result	Spiked	Units	Recovery	Qual	Limits
Ammonia-N	0.9038	1.000	mg/L	90%		90-110

Type: Matrix Spike	Lab ID: QC1359438	Batch: 400624
Matrix (Source ID): Water (557375-010)	Method: EPA 350.1	Prep Method: METHOD

QC1359438 Analyte	Result	Source Sample Result	Spiked	Units	Recovery	Qual	Limits	DF
Ammonia-N	1.025	ND	1.000	mg/L	103%		90-110	1

Type: Matrix Spike Duplicate	Lab ID: QC1359439	Batch: 400624
Matrix (Source ID): Water (557375-010)	Method: EPA 350.1	Prep Method: METHOD

QC1359439 Analyte	Result	Source Sample Result	Spiked	Units	Recovery	Qual	Limits	RPD	RPD Lim	DF
Ammonia-N	1.056	ND	1.000	mg/L	106%		90-110	3	20	1

Type: Blank	Lab ID: QC1359597	Batch: 400663
Matrix: Water	Method: EPA 420.1	Prep Method: METHOD

QC1359597 Analyte	Result	Qual	Units	RL	MDL	Prepared	Analyzed
Total Phenolics	ND		mg/L	0.010	0.0056	04/13/26	04/13/26

Type: Lab Control Sample	Lab ID: QC1359598	Batch: 400663
Matrix: Water	Method: EPA 420.1	Prep Method: METHOD

QC1359598 Analyte	Result	Spiked	Units	Recovery	Qual	Limits
Total Phenolics	0.07200	0.08000	mg/L	90%		80-120

Type: Lab Control Sample Duplicate	Lab ID: QC1359599	Batch: 400663
Matrix: Water	Method: EPA 420.1	Prep Method: METHOD

QC1359599 Analyte	Result	Spiked	Units	Recovery	Qual	Limits	RPD	RPD Lim
Total Phenolics	0.07400	0.08000	mg/L	93%		80-120	3	20

Batch QC

Type: Blank	Lab ID: QC1359238	Batch: 400571
Matrix: Water		

QC1359238 Analyte	Result	Qual	Units	RL	MDL	Prepared	Analyzed
Method: EPA 625.1 Prep Method: EPA 3510C							
a-Terpineol	ND		ug/L	10	2.1	04/12/26	04/12/26
Benzoic acid	ND		ug/L	50	11	04/12/26	04/12/26
2-Methylphenol	ND		ug/L	10	3.2	04/12/26	04/12/26
Pyridine	ND		ug/L	10	2.8	04/12/26	04/12/26
Phenol	ND		ug/L	10	2.1	04/12/26	04/12/26
Naphthalene	ND		ug/L	10	3.6	04/12/26	04/12/26
3-,4-Methylphenol	ND		ug/L	10	3.0	04/12/26	04/12/26
Cresol	ND		ug/L	10		04/12/26	04/12/26
Surrogates				**Limits**			
2-Fluorophenol	53%		%REC	36-95		04/12/26	04/12/26
Phenol-d6	34%		%REC	28-82		04/12/26	04/12/26
2,4,6-Tribromophenol	86%		%REC	61-140		04/12/26	04/12/26
Nitrobenzene-d5	73%		%REC	48-123		04/12/26	04/12/26
2-Fluorobiphenyl	77%		%REC	51-105		04/12/26	04/12/26
Terphenyl-d14	85%		%REC	65-117		04/12/26	04/12/26
Method: EPA 8270E Prep Method: EPA 3510C							
Carbazole	ND		ug/L	10	2.8	04/12/26	04/12/26
N-Nitrosodimethylamine	ND		ug/L	10	2.9	04/12/26	04/12/26
Aniline	ND		ug/L	10	2.8	04/12/26	04/12/26
bis(2-Chloroethyl)ether	ND		ug/L	25	3.7	04/12/26	04/12/26
2-Chlorophenol	ND		ug/L	10	3.6	04/12/26	04/12/26
1,3-Dichlorobenzene	ND		ug/L	10	3.3	04/12/26	04/12/26
1,4-Dichlorobenzene	ND		ug/L	10	3.4	04/12/26	04/12/26
Benzyl alcohol	ND		ug/L	25	5.8	04/12/26	04/12/26
1,2-Dichlorobenzene	ND		ug/L	10	3.3	04/12/26	04/12/26
bis(2-Chloroisopropyl) ether	ND		ug/L	10	3.8	04/12/26	04/12/26
N-Nitroso-di-n-propylamine	ND		ug/L	10	3.9	04/12/26	04/12/26
Hexachloroethane	ND		ug/L	10	3.0	04/12/26	04/12/26
Nitrobenzene	ND		ug/L	25	8.4	04/12/26	04/12/26
Isophorone	ND		ug/L	10	3.7	04/12/26	04/12/26
2-Nitrophenol	ND		ug/L	10	5.4	04/12/26	04/12/26
2,4-Dimethylphenol	ND		ug/L	10	3.2	04/12/26	04/12/26
bis(2-Chloroethoxy)methane	ND		ug/L	10	3.7	04/12/26	04/12/26
2,4-Dichlorophenol	ND		ug/L	10	3.7	04/12/26	04/12/26
1,2,4-Trichlorobenzene	ND		ug/L	10	3.4	04/12/26	04/12/26
4-Chloroaniline	ND		ug/L	10	3.1	04/12/26	04/12/26
Hexachlorobutadiene	ND		ug/L	10	2.2	04/12/26	04/12/26
4-Chloro-3-methylphenol	ND		ug/L	10	3.6	04/12/26	04/12/26
2-Methylnaphthalene	ND		ug/L	10	3.4	04/12/26	04/12/26
Hexachlorocyclopentadiene	ND		ug/L	25	7.8	04/12/26	04/12/26
2,4,6-Trichlorophenol	ND		ug/L	10	4.1	04/12/26	04/12/26
2,4,5-Trichlorophenol	ND		ug/L	10	3.7	04/12/26	04/12/26
2-Chloronaphthalene	ND		ug/L	10	3.4	04/12/26	04/12/26
2-Nitroaniline	ND		ug/L	50	4.3	04/12/26	04/12/26

Batch QC

QC1359238 Analyte	Result	Qual	Units	RL	MDL	Prepared	Analyzed
Dimethylphthalate	ND		ug/L	10	3.4	04/12/26	04/12/26
Acenaphthylene	ND		ug/L	10	3.9	04/12/26	04/12/26
2,6-Dinitrotoluene	ND		ug/L	10	4.4	04/12/26	04/12/26
3-Nitroaniline	ND		ug/L	10	4.0	04/12/26	04/12/26
Acenaphthene	ND		ug/L	10	3.2	04/12/26	04/12/26
2,4-Dinitrophenol	ND		ug/L	50	15	04/12/26	04/12/26
4-Nitrophenol	ND		ug/L	50	8.5	04/12/26	04/12/26
Dibenzofuran	ND		ug/L	10	3.2	04/12/26	04/12/26
2,4-Dinitrotoluene	ND		ug/L	10	4.3	04/12/26	04/12/26
Diethylphthalate	ND		ug/L	10	2.9	04/12/26	04/12/26
Fluorene	ND		ug/L	10	3.1	04/12/26	04/12/26
4-Chlorophenyl-phenylether	ND		ug/L	10	3.1	04/12/26	04/12/26
4-Nitroaniline	ND		ug/L	10	3.3	04/12/26	04/12/26
4,6-Dinitro-2-methylphenol	ND		ug/L	50	17	04/12/26	04/12/26
N-Nitrosodiphenylamine	ND		ug/L	10	4.0	04/12/26	04/12/26
1,2-diphenylhydrazine (as azobenzene)	ND		ug/L	10	2.9	04/12/26	04/12/26
4-Bromophenyl-phenylether	ND		ug/L	10	3.3	04/12/26	04/12/26
Hexachlorobenzene	ND		ug/L	10	3.0	04/12/26	04/12/26
Pentachlorophenol	ND		ug/L	25	5.7	04/12/26	04/12/26
Phenanthrene	ND		ug/L	10	2.9	04/12/26	04/12/26
Anthracene	ND		ug/L	10	2.8	04/12/26	04/12/26
Di-n-butylphthalate	ND		ug/L	10	3.0	04/12/26	04/12/26
Fluoranthene	ND		ug/L	10	2.8	04/12/26	04/12/26
Benzidine	ND		ug/L	50	19	04/12/26	04/12/26
Pyrene	ND		ug/L	10	2.7	04/12/26	04/12/26
Butylbenzylphthalate	ND		ug/L	10	3.6	04/12/26	04/12/26
3,3'-Dichlorobenzidine	ND		ug/L	25	5.2	04/12/26	04/12/26
Benzo(a)anthracene	ND		ug/L	10	2.4	04/12/26	04/12/26
Chrysene	ND		ug/L	10	2.5	04/12/26	04/12/26
bis(2-Ethylhexyl)phthalate	ND		ug/L	10	3.3	04/12/26	04/12/26
Di-n-octylphthalate	ND		ug/L	10	4.7	04/12/26	04/12/26
Benzo(b)fluoranthene	ND		ug/L	10	3.0	04/12/26	04/12/26
Benzo(k)fluoranthene	ND		ug/L	10	3.1	04/12/26	04/12/26
Benzo(a)pyrene	ND		ug/L	10	3.1	04/12/26	04/12/26
Indeno(1,2,3-cd)pyrene	ND		ug/L	10	4.2	04/12/26	04/12/26
Dibenz(a,h)anthracene	ND		ug/L	10	4.2	04/12/26	04/12/26
Benzo(g,h,i)perylene	ND		ug/L	10	4.1	04/12/26	04/12/26
Surrogates				**Limits**			
2-Fluorophenol	53%		%REC	15-120		04/12/26	04/12/26
Phenol-d6	34%		%REC	15-120		04/12/26	04/12/26
2,4,6-Tribromophenol	86%		%REC	15-140		04/12/26	04/12/26
Nitrobenzene-d5	73%		%REC	15-123		04/12/26	04/12/26
2-Fluorobiphenyl	77%		%REC	15-120		04/12/26	04/12/26
Terphenyl-d14	85%		%REC	15-120		04/12/26	04/12/26

Batch QC

Type: Lab Control Sample	Lab ID: QC1359239	Batch: 400571
Matrix: Water		

QC1359239 Analyte	Result	Spiked	Units	Recovery	Qual	Limits
Method: EPA 625.1 Prep Method: EPA 3510C						
2-Methylphenol	62.26	75.00	ug/L	83%		44-120
Pyridine	43.86	75.00	ug/L	58%		13-120
Phenol	29.28	75.00	ug/L	39%		10-85
Naphthalene	63.72	75.00	ug/L	85%		23-133
3-,4-Methylphenol	61.59	75.00	ug/L	82%		40-120
a-Terpineol	71.35	75.00	ug/L	95%		70-130
Surrogates						
2-Fluorophenol	21.50	40.00	ug/L	54%		36-95
Phenol-d6	14.31	40.00	ug/L	36%		28-82
2,4,6-Tribromophenol	38.40	40.00	ug/L	96%		61-140
Nitrobenzene-d5	31.46	40.00	ug/L	79%		48-123
2-Fluorobiphenyl	32.79	40.00	ug/L	82%		51-105
Terphenyl-d14	35.33	40.00	ug/L	88%		65-117
Method: EPA 8270E Prep Method: EPA 3510C						
Phenol	29.28	75.00	ug/L	39%		14-120
2-Chlorophenol	68.77	75.00	ug/L	92%		46-120
1,4-Dichlorobenzene	52.26	75.00	ug/L	70%		42-120
3-,4-Methylphenol	61.59	75.00	ug/L	82%		40-120
N-Nitroso-di-n-propylamine	70.08	75.00	ug/L	93%		54-121
2,4-Dimethylphenol	73.10	75.00	ug/L	97%		48-120
1,2,4-Trichlorobenzene	60.21	75.00	ug/L	80%		45-120
4-Chloro-3-methylphenol	79.49	75.00	ug/L	106%		60-121
2,4,5-Trichlorophenol	79.52	75.00	ug/L	106%		62-124
Acenaphthene	73.05	75.00	ug/L	97%		56-120
4-Nitrophenol	37.43	75.00	ug/L	50%		17-120
2,4-Dinitrotoluene	77.56	75.00	ug/L	103%		69-127
Pentachlorophenol	84.44	75.00	ug/L	113%		51-120
Pyrene	74.37	75.00	ug/L	99%		68-123
Chrysene	73.43	75.00	ug/L	98%		66-120
Benzo(b)fluoranthene	80.70	75.00	ug/L	108%		67-120
Surrogates						
2-Fluorophenol	21.50	40.00	ug/L	54%		15-120
Phenol-d6	14.31	40.00	ug/L	36%		15-120
2,4,6-Tribromophenol	38.40	40.00	ug/L	96%		15-140
Nitrobenzene-d5	31.46	40.00	ug/L	79%		15-123
2-Fluorobiphenyl	32.79	40.00	ug/L	82%		15-120
Terphenyl-d14	35.33	40.00	ug/L	88%		15-120

Batch QC

Type: Lab Control Sample Duplicate **Lab ID:** QC1359240 **Batch:** 400571
Matrix: Water

QC1359240 Analyte	Result	Spiked	Units	Recovery	Qual	Limits	RPD	RPD Lim
Method: EPA 625.1 Prep Method: EPA 3510C								
2-Methylphenol	61.86	75.00	ug/L	82%		44-120	1	51
Pyridine	43.88	75.00	ug/L	59%		13-120	0	62
Phenol	29.57	75.00	ug/L	39%		10-85	1	52
Naphthalene	62.60	75.00	ug/L	83%		23-133	2	50
3-,4-Methylphenol	61.12	75.00	ug/L	81%		40-120	1	51
a-Terpineol	70.51	75.00	ug/L	94%		70-130	1	30
Surrogates								
2-Fluorophenol	21.64	40.00	ug/L	54%		36-95		
Phenol-d6	14.14	40.00	ug/L	35%		28-82		
2,4,6-Tribromophenol	38.66	40.00	ug/L	97%		61-140		
Nitrobenzene-d5	32.62	40.00	ug/L	82%		48-123		
2-Fluorobiphenyl	30.88	40.00	ug/L	77%		51-105		
Terphenyl-d14	35.97	40.00	ug/L	90%		65-117		
Method: EPA 8270E Prep Method: EPA 3510C								
Phenol	29.57	75.00	ug/L	39%		14-120	1	52
2-Chlorophenol	69.27	75.00	ug/L	92%		46-120	1	52
1,4-Dichlorobenzene	51.78	75.00	ug/L	69%		42-120	1	53
3-,4-Methylphenol	61.12	75.00	ug/L	81%		40-120	1	51
N-Nitroso-di-n-propylamine	68.95	75.00	ug/L	92%		54-121	2	52
2,4-Dimethylphenol	72.73	75.00	ug/L	97%		48-120	1	52
1,2,4-Trichlorobenzene	60.75	75.00	ug/L	81%		45-120	1	54
4-Chloro-3-methylphenol	78.28	75.00	ug/L	104%		60-121	2	47
2,4,5-Trichlorophenol	79.76	75.00	ug/L	106%		62-124	0	46
Acenaphthene	70.64	75.00	ug/L	94%		56-120	3	46
4-Nitrophenol	36.29	75.00	ug/L	48%		17-120	3	44
2,4-Dinitrotoluene	76.31	75.00	ug/L	102%		69-127	2	40
Pentachlorophenol	82.25	75.00	ug/L	110%		51-120	3	42
Pyrene	75.06	75.00	ug/L	100%		68-123	1	39
Chrysene	75.39	75.00	ug/L	101%		66-120	3	38
Benzo(b)fluoranthene	81.62	75.00	ug/L	109%		67-120	1	39
Surrogates								
2-Fluorophenol	21.64	40.00	ug/L	54%		15-120		
Phenol-d6	14.14	40.00	ug/L	35%		15-120		
2,4,6-Tribromophenol	38.66	40.00	ug/L	97%		15-140		
Nitrobenzene-d5	32.62	40.00	ug/L	82%		15-123		
2-Fluorobiphenyl	30.88	40.00	ug/L	77%		15-120		
Terphenyl-d14	35.97	40.00	ug/L	90%		15-120		

Batch QC

Type: Blank	Lab ID: QC1359362	Batch: 400599
Matrix: Water		

QC1359362 Analyte	Result	Qual	Units	RL	MDL	Prepared	Analyzed
Method: EPA 8081A Prep Method: EPA 3510C							
alpha-BHC	ND		ug/L	0.05	0.01	04/12/26	04/12/26
beta-BHC	ND		ug/L	0.05	0.02	04/12/26	04/12/26
gamma-BHC	ND		ug/L	0.05	0.01	04/12/26	04/12/26
delta-BHC	ND		ug/L	0.05	0.009	04/12/26	04/12/26
Heptachlor	ND		ug/L	0.05	0.02	04/12/26	04/12/26
Aldrin	ND		ug/L	0.05	0.02	04/12/26	04/12/26
Heptachlor epoxide	ND		ug/L	0.05	0.01	04/12/26	04/12/26
Endosulfan I	ND		ug/L	0.05	0.02	04/12/26	04/12/26
Dieldrin	ND		ug/L	0.1	0.01	04/12/26	04/12/26
4,4'-DDE	ND		ug/L	0.1	0.03	04/12/26	04/12/26
Endrin	ND		ug/L	0.1	0.01	04/12/26	04/12/26
Endosulfan II	ND		ug/L	0.1	0.01	04/12/26	04/12/26
Endosulfan sulfate	ND		ug/L	0.1	0.02	04/12/26	04/12/26
4,4'-DDD	ND		ug/L	0.1	0.03	04/12/26	04/12/26
Endrin aldehyde	ND		ug/L	0.1	0.03	04/12/26	04/12/26
Endrin ketone	ND		ug/L	0.1	0.03	04/12/26	04/12/26
4,4'-DDT	ND		ug/L	0.1	0.07	04/12/26	04/12/26
Methoxychlor	ND		ug/L	0.1	0.04	04/12/26	04/12/26
Toxaphene	ND		ug/L	2.0	0.6	04/12/26	04/12/26
Chlordane (Technical)	ND		ug/L	1.0	0.3	04/12/26	04/12/26
Surrogates				**Limits**			
TCMX	92%		%REC	29-120		04/12/26	04/12/26
Decachlorobiphenyl	113%		%REC	33-132		04/12/26	04/12/26
Method: EPA 8082 Prep Method: EPA 3510C							
Aroclor-1016	ND		ug/L	0.50	0.24	04/12/26	04/12/26
Aroclor-1221	ND		ug/L	0.50	0.44	04/12/26	04/12/26
Aroclor-1232	ND		ug/L	0.50	0.24	04/12/26	04/12/26
Aroclor-1242	ND		ug/L	0.50	0.32	04/12/26	04/12/26
Aroclor-1248	ND		ug/L	0.50	0.22	04/12/26	04/12/26
Aroclor-1254	ND		ug/L	0.50	0.31	04/12/26	04/12/26
Aroclor-1260	ND		ug/L	0.50	0.29	04/12/26	04/12/26
Aroclor-1262	ND		ug/L	0.50	0.27	04/12/26	04/12/26
Aroclor-1268	ND		ug/L	0.50	0.28	04/12/26	04/12/26
Surrogates				**Limits**			
Decachlorobiphenyl (PCB)	106%		%REC	28-138		04/12/26	04/12/26

Batch QC

Type:	**Lab Control Sample**	**Lab ID:**	**QC1359363**	**Batch:**	**400599**
Matrix:	**Water**	**Method:**	**EPA 8081A**	**Prep Method:**	**EPA 3510C**

QC1359363 Analyte	Result	Spiked	Units	Recovery	Qual	Limits
alpha-BHC	0.5020	0.5000	ug/L	100%		66-121
beta-BHC	0.5204	0.5000	ug/L	104%		73-120
gamma-BHC	0.5205	0.5000	ug/L	104%		68-125
delta-BHC	0.5046	0.5000	ug/L	101%		68-131
Heptachlor	0.5147	0.5000	ug/L	103%		63-120
Aldrin	0.4471	0.5000	ug/L	89%		56-120
Heptachlor epoxide	0.5259	0.5000	ug/L	105%	#	65-120
Endosulfan I	0.4840	0.5000	ug/L	97%		68-124
Dieldrin	0.4815	0.5000	ug/L	96%		66-124
4,4'-DDE	0.5322	0.5000	ug/L	106%		67-131
Endrin	0.5479	0.5000	ug/L	110%		68-135
Endosulfan II	0.5458	0.5000	ug/L	109%	#	71-130
Endosulfan sulfate	0.5261	0.5000	ug/L	105%		68-128
4,4'-DDD	0.4989	0.5000	ug/L	100%		65-130
Endrin aldehyde	0.4716	0.5000	ug/L	94%		67-124
Endrin ketone	0.5545	0.5000	ug/L	111%		69-137
4,4'-DDT	0.5521	0.5000	ug/L	110%		65-136
Methoxychlor	0.6454	0.5000	ug/L	129%	#	69-150
Surrogates						
TCMX	0.3900	0.5000	ug/L	78%		29-120
Decachlorobiphenyl	0.6356	0.5000	ug/L	127%		33-132

Batch QC

Type:	Lab Control Sample Duplicate	Lab ID:	QC1359364	Batch:	400599
Matrix:	Water	Method:	EPA 8081A	Prep Method:	EPA 3510C

QC1359364 Analyte	Result	Spiked	Units	Recovery	Qual	Limits	RPD	RPD Lim
alpha-BHC	0.5501	0.5000	ug/L	110%		66-121	9	20
beta-BHC	0.5394	0.5000	ug/L	108%		73-120	4	20
gamma-BHC	0.5622	0.5000	ug/L	112%		68-125	8	20
delta-BHC	0.5506	0.5000	ug/L	110%		68-131	9	20
Heptachlor	0.5549	0.5000	ug/L	111%		63-120	8	24
Aldrin	0.4888	0.5000	ug/L	98%		56-120	9	30
Heptachlor epoxide	0.5646	0.5000	ug/L	113%	#	65-120	7	20
Endosulfan I	0.5207	0.5000	ug/L	104%		68-124	7	20
Dieldrin	0.5140	0.5000	ug/L	103%		66-124	7	22
4,4'-DDE	0.5730	0.5000	ug/L	115%		67-131	7	21
Endrin	0.5890	0.5000	ug/L	118%		68-135	7	20
Endosulfan II	0.5746	0.5000	ug/L	115%	#	71-130	5	21
Endosulfan sulfate	0.5541	0.5000	ug/L	111%		68-128	5	21
4,4'-DDD	0.5334	0.5000	ug/L	107%		65-130	7	22
Endrin aldehyde	0.5044	0.5000	ug/L	101%		67-124	7	20
Endrin ketone	0.5897	0.5000	ug/L	118%		69-137	6	21
4,4'-DDT	0.5833	0.5000	ug/L	117%		65-136	6	23
Methoxychlor	0.6682	0.5000	ug/L	134%	#	69-150	3	23
Surrogates								
TCMX	0.4320	0.5000	ug/L	86%		29-120		
Decachlorobiphenyl	0.6366	0.5000	ug/L	127%		33-132		

Type:	Lab Control Sample	Lab ID:	QC1359365	Batch:	400599
Matrix:	Water	Method:	EPA 8082	Prep Method:	EPA 3510C

QC1359365 Analyte	Result	Spiked	Units	Recovery	Qual	Limits
Aroclor-1016	5.457	5.000	ug/L	109%		69-120
Aroclor-1260	5.898	5.000	ug/L	118%		72-124
Surrogates						
Decachlorobiphenyl (PCB)	0.5396	0.5000	ug/L	108%		28-138

Type:	Lab Control Sample Duplicate	Lab ID:	QC1359366	Batch:	400599
Matrix:	Water	Method:	EPA 8082	Prep Method:	EPA 3510C

QC1359366 Analyte	Result	Spiked	Units	Recovery	Qual	Limits	RPD	RPD Lim
Aroclor-1016	5.863	5.000	ug/L	117%		69-120	7	22
Aroclor-1260	5.980	5.000	ug/L	120%		72-124	1	25
Surrogates								
Decachlorobiphenyl (PCB)	0.5388	0.5000	ug/L	108%		28-138		

Batch QC

Type:	**Blank**	**Lab ID:**	**QC1359295**	**Batch:**	**400584**
Matrix:	**Water**	**Method:**	**EPA 8260B**	**Prep Method:**	**EPA 5030B**

QC1359295 Analyte	Result	Qual	Units	RL	MDL	Prepared	Analyzed
Carbon Disulfide	ND		ug/L	5.0	0.3	04/12/26	04/12/26
Chloroprene	ND		ug/L	200	0.3	04/12/26	04/12/26
3-Chloropropene	ND		ug/L	5.0	0.2	04/12/26	04/12/26
Ethyl methacrylate	ND		ug/L	50	2.4	04/12/26	04/12/26
Ethanol	ND		ug/L	500	130	04/12/26	04/12/26
2-Hexanone	ND		ug/L	5.0	0.6	04/12/26	04/12/26
Isopropanol (IPA)	ND		ug/L	200	40	04/12/26	04/12/26
Methyl acrylonitrile	ND		ug/L	35	1.3	04/12/26	04/12/26
Vinyl Acetate	ND		ug/L	50	2.4	04/12/26	04/12/26
Acrolein	ND		ug/L	200	2.0	04/12/26	04/12/26
Acrylonitrile	ND		ug/L	10	0.3	04/12/26	04/12/26
Freon 12	ND		ug/L	5.0	0.2	04/12/26	04/12/26
Chloromethane	ND		ug/L	5.0	0.1	04/12/26	04/12/26
Vinyl Chloride	ND		ug/L	5.0	0.1	04/12/26	04/12/26
Bromomethane	ND		ug/L	5.0	0.3	04/12/26	04/12/26
Chloroethane	ND		ug/L	5.0	0.05	04/12/26	04/12/26
Trichlorofluoromethane	ND		ug/L	5.0	0.08	04/12/26	04/12/26
Iodomethane	ND		ug/L	5.0		04/12/26	04/12/26
Acetone	ND		ug/L	100	8.8	04/12/26	04/12/26
Freon 113	ND		ug/L	5.0	0.1	04/12/26	04/12/26
1,1-Dichloroethene	ND		ug/L	5.0	0.1	04/12/26	04/12/26
Methylene Chloride	ND		ug/L	10	0.2	04/12/26	04/12/26
MTBE	ND		ug/L	5.0	0.1	04/12/26	04/12/26
trans-1,2-Dichloroethene	ND		ug/L	5.0	0.1	04/12/26	04/12/26
1,1-Dichloroethane	ND		ug/L	5.0	0.07	04/12/26	04/12/26
2-Butanone	ND		ug/L	10	0.9	04/12/26	04/12/26
cis-1,2-Dichloroethene	ND		ug/L	5.0	0.09	04/12/26	04/12/26
2,2-Dichloropropane	ND		ug/L	5.0	0.09	04/12/26	04/12/26
Chloroform	ND		ug/L	5.0	0.07	04/12/26	04/12/26
Bromochloromethane	ND		ug/L	5.0	0.1	04/12/26	04/12/26
1,1,1-Trichloroethane	ND		ug/L	5.0	0.03	04/12/26	04/12/26
1,1-Dichloropropene	ND		ug/L	5.0	0.08	04/12/26	04/12/26
Carbon Tetrachloride	ND		ug/L	5.0	0.07	04/12/26	04/12/26
1,2-Dichloroethane	ND		ug/L	5.0	0.09	04/12/26	04/12/26
Benzene	ND		ug/L	1.0	0.07	04/12/26	04/12/26
Trichloroethene	ND		ug/L	5.0	0.05	04/12/26	04/12/26
1,2-Dichloropropane	ND		ug/L	5.0	0.07	04/12/26	04/12/26
Bromodichloromethane	ND		ug/L	5.0	0.05	04/12/26	04/12/26
Dibromomethane	ND		ug/L	5.0	0.1	04/12/26	04/12/26
4-Methyl-2-Pentanone	ND		ug/L	5.0	0.5	04/12/26	04/12/26
cis-1,3-Dichloropropene	ND		ug/L	5.0	0.08	04/12/26	04/12/26
Toluene	ND		ug/L	5.0	0.05	04/12/26	04/12/26
trans-1,3-Dichloropropene	ND		ug/L	5.0	0.03	04/12/26	04/12/26
1,1,2-Trichloroethane	ND		ug/L	5.0	0.06	04/12/26	04/12/26
1,3-Dichloropropane	ND		ug/L	5.0	0.1	04/12/26	04/12/26
Tetrachloroethene	ND		ug/L	5.0	0.09	04/12/26	04/12/26
Dibromochloromethane	ND		ug/L	5.0	0.07	04/12/26	04/12/26

Batch QC

QC1359295 Analyte	Result	Qual	Units	RL	MDL	Prepared	Analyzed
1,2-Dibromoethane	ND		ug/L	5.0	0.07	04/12/26	04/12/26
Chlorobenzene	ND		ug/L	5.0	0.05	04/12/26	04/12/26
1,1,1,2-Tetrachloroethane	ND		ug/L	5.0	0.06	04/12/26	04/12/26
Ethylbenzene	ND		ug/L	5.0	0.04	04/12/26	04/12/26
m,p-Xylenes	ND		ug/L	5.0	0.1	04/12/26	04/12/26
o-Xylene	ND		ug/L	5.0	0.06	04/12/26	04/12/26
Styrene	ND		ug/L	5.0	0.06	04/12/26	04/12/26
Bromoform	ND		ug/L	5.0	0.08	04/12/26	04/12/26
Isopropylbenzene	ND		ug/L	5.0	0.06	04/12/26	04/12/26
1,1,2,2-Tetrachloroethane	ND		ug/L	5.0	0.06	04/12/26	04/12/26
1,2,3-Trichloropropane	ND		ug/L	5.0	0.09	04/12/26	04/12/26
Propylbenzene	ND		ug/L	5.0	0.05	04/12/26	04/12/26
Bromobenzene	ND		ug/L	5.0	0.06	04/12/26	04/12/26
1,3,5-Trimethylbenzene	ND		ug/L	5.0	0.08	04/12/26	04/12/26
2-Chlorotoluene	ND		ug/L	5.0	0.07	04/12/26	04/12/26
4-Chlorotoluene	ND		ug/L	5.0	0.08	04/12/26	04/12/26
tert-Butylbenzene	ND		ug/L	5.0	0.07	04/12/26	04/12/26
1,2,4-Trimethylbenzene	ND		ug/L	5.0	0.07	04/12/26	04/12/26
sec-Butylbenzene	ND		ug/L	5.0	0.06	04/12/26	04/12/26
para-Isopropyl Toluene	ND		ug/L	5.0	0.05	04/12/26	04/12/26
1,3-Dichlorobenzene	ND		ug/L	5.0	0.06	04/12/26	04/12/26
1,4-Dichlorobenzene	ND		ug/L	5.0	0.07	04/12/26	04/12/26
n-Butylbenzene	ND		ug/L	5.0	0.08	04/12/26	04/12/26
1,2-Dichlorobenzene	ND		ug/L	5.0	0.04	04/12/26	04/12/26
1,2-Dibromo-3-Chloropropane	ND		ug/L	5.0	0.3	04/12/26	04/12/26
1,2,4-Trichlorobenzene	ND		ug/L	5.0	0.1	04/12/26	04/12/26
Hexachlorobutadiene	ND		ug/L	5.0	0.06	04/12/26	04/12/26
1,2,3-Trichlorobenzene	ND		ug/L	5.0	0.09	04/12/26	04/12/26
cis-1,4-Dichloro-2-butene	ND		ug/L	5.0	0.3	04/12/26	04/12/26
trans-1,4-Dichloro-2-butene	ND		ug/L	5.0	0.2	04/12/26	04/12/26
Xylene (total)	ND		ug/L	5.0		04/12/26	04/12/26
Surrogates				**Limits**			
Dibromofluoromethane	107%		%REC	70-130		04/12/26	04/12/26
1,2-Dichloroethane-d4	102%		%REC	70-130		04/12/26	04/12/26
Toluene-d8	95%		%REC	70-130		04/12/26	04/12/26
Bromofluorobenzene	101%		%REC	70-130		04/12/26	04/12/26

Batch QC

Type:	Lab Control Sample	Lab ID:	QC1359298	Batch:	400584
Matrix:	Water	Method:	EPA 8260B	Prep Method:	EPA 5030B

QC1359298 Analyte	Result	Spiked	Units	Recovery	Qual	Limits
1,1-Dichloroethene	46.28	50.00	ug/L	93%		69-128
MTBE	50.02	50.00	ug/L	100%		66-125
Benzene	48.99	50.00	ug/L	98%		76-121
Trichloroethene	50.59	50.00	ug/L	101%		76-124
Toluene	47.70	50.00	ug/L	95%		76-120
Chlorobenzene	47.11	50.00	ug/L	94%		78-120
Surrogates						
Dibromofluoromethane	48.13	50.00	ug/L	96%		70-130
1,2-Dichloroethane-d4	49.63	50.00	ug/L	99%		70-130
Toluene-d8	49.78	50.00	ug/L	100%		70-130
Bromofluorobenzene	50.58	50.00	ug/L	101%		70-130

Type:	Lab Control Sample Duplicate	Lab ID:	QC1359299	Batch:	400584
Matrix:	Water	Method:	EPA 8260B	Prep Method:	EPA 5030B

QC1359299 Analyte	Result	Spiked	Units	Recovery	Qual	Limits	RPD	RPD Lim
1,1-Dichloroethene	44.88	50.00	ug/L	90%		69-128	3	23
MTBE	48.44	50.00	ug/L	97%		66-125	3	22
Benzene	49.02	50.00	ug/L	98%		76-121	0	21
Trichloroethene	51.04	50.00	ug/L	102%		76-124	1	22
Toluene	47.71	50.00	ug/L	95%		76-120	0	21
Chlorobenzene	46.77	50.00	ug/L	94%		78-120	1	20
Surrogates								
Dibromofluoromethane	48.15	50.00	ug/L	96%		70-130		
1,2-Dichloroethane-d4	48.10	50.00	ug/L	96%		70-130		
Toluene-d8	50.04	50.00	ug/L	100%		70-130		
Bromofluorobenzene	51.00	50.00	ug/L	102%		70-130		

Type:	Matrix Spike	Lab ID:	QC1359305	Batch:	400584
Matrix (Source ID):	Water (557418-001)	Method:	EPA 8260B	Prep Method:	EPA 5030B

QC1359305 Analyte	Result	Source Sample Result	Spiked	Units	Recovery	Qual	Limits	DF
1,1-Dichloroethene	18.31	ND	20.00	ug/L	92%		62-131	1
MTBE	20.27	ND	20.00	ug/L	101%		61-124	1
Benzene	20.34	ND	20.00	ug/L	102%		70-123	1
Trichloroethene	20.36	ND	20.00	ug/L	102%		65-131	1
Toluene	19.14	ND	20.00	ug/L	96%		69-120	1
Chlorobenzene	19.90	ND	20.00	ug/L	99%		72-121	1
Surrogates								
Dibromofluoromethane	47.94		50.00	ug/L	96%		70-130	1
1,2-Dichloroethane-d4	47.38		50.00	ug/L	95%		70-130	1
Toluene-d8	48.80		50.00	ug/L	98%		70-130	1
Bromofluorobenzene	49.54		50.00	ug/L	99%		70-130	1

Batch QC

Type:	Matrix Spike Duplicate	Lab ID:	QC1359306	Batch:	400584
Matrix (Source ID):	Water (557418-001)	Method:	EPA 8260B	Prep Method:	EPA 5030B

QC1359306 Analyte	Result	Source Sample Result	Spiked	Units	Recovery	Qual	Limits	RPD	RPD Lim	DF
1,1-Dichloroethene	18.52	ND	20.00	ug/L	93%		62-131	1	31	1
MTBE	19.40	ND	20.00	ug/L	97%		61-124	4	30	1
Benzene	19.60	ND	20.00	ug/L	98%		70-123	4	31	1
Trichloroethene	19.40	ND	20.00	ug/L	97%		65-131	5	31	1
Toluene	18.56	ND	20.00	ug/L	93%		69-120	3	29	1
Chlorobenzene	18.90	ND	20.00	ug/L	95%		72-121	5	29	1
Surrogates										
Dibromofluoromethane	49.15		50.00	ug/L	98%		70-130			1
1,2-Dichloroethane-d4	49.49		50.00	ug/L	99%		70-130			1
Toluene-d8	49.57		50.00	ug/L	99%		70-130			1
Bromofluorobenzene	50.24		50.00	ug/L	100%		70-130			1

Type:	Blank	Lab ID:	QC1359344	Batch:	400594
Matrix:	Water	Method:	EPA 8270C-SIM	Prep Method:	EPA 3535

QC1359344 Analyte	Result	Qual	Units	RL	MDL	Prepared	Analyzed
1,4-Dioxane	ND		ug/L	1.0	0.87	04/12/26	04/13/26
Surrogates				**Limits**			
1,4-Dioxane-d8 (SUR)	96%		%REC	80-120		04/12/26	04/13/26

Type:	Lab Control Sample	Lab ID:	QC1359345	Batch:	400594
Matrix:	Water	Method:	EPA 8270C-SIM	Prep Method:	EPA 3535

QC1359345 Analyte	Result	Spiked	Units	Recovery	Qual	Limits
1,4-Dioxane	8.426	10.00	ug/L	84%		79-120
Surrogates						
1,4-Dioxane-d8 (SUR)	9.925	10.00	ug/L	99%		80-120

Type:	Lab Control Sample Duplicate	Lab ID:	QC1359346	Batch:	400594
Matrix:	Water	Method:	EPA 8270C-SIM	Prep Method:	EPA 3535

QC1359346 Analyte	Result	Spiked	Units	Recovery	Qual	Limits	RPD	RPD Lim
1,4-Dioxane	8.388	10.00	ug/L	84%		79-120	0	20
Surrogates								
1,4-Dioxane-d8 (SUR)	9.675	10.00	ug/L	97%		80-120		

Type:	Blank	Lab ID:	QC1360003	Batch:	400772
Matrix:	Water	Method:	SM 4500-CN-E	Prep Method:	METHOD

QC1360003 Analyte	Result	Qual	Units	RL	MDL	Prepared	Analyzed
Cyanide	ND		mg/L	0.0050	0.0017	04/14/26	04/15/26

Batch QC

Type: Lab Control Sample	Lab ID: QC1360004	Batch: 400772
Matrix: Water	Method: SM 4500-CN-E	Prep Method: METHOD

QC1360004 Analyte	Result	Spiked	Units	Recovery	Qual	Limits
Cyanide	0.1025	0.1000	mg/L	102%		85-115

Type: Matrix Spike	Lab ID: QC1360007	Batch: 400772
Matrix (Source ID): Water (557428-002)	Method: SM 4500-CN-E	Prep Method: METHOD

QC1360007 Analyte	Result	Source Sample Result	Spiked	Units	Recovery	Qual	Limits	DF
Cyanide	0.09983	ND	0.1000	mg/L	100%		80-120	0.5

Type: Matrix Spike Duplicate	Lab ID: QC1360008	Batch: 400772
Matrix (Source ID): Water (557428-002)	Method: SM 4500-CN-E	Prep Method: METHOD

QC1360008 Analyte	Result	Source Sample Result	Spiked	Units	Recovery	Qual	Limits	RPD	RPD Lim	DF
Cyanide	0.1023	ND	0.1000	mg/L	102%		80-120	2	20	0.5

Type: Blank	Lab ID: QC1359317	Batch: 400589
Matrix: Water	Method: SM 4500-P-B5-E	

QC1359317 Analyte	Result	Qual	Units	RL	MDL	Prepared	Analyzed
Phosphorus	ND		mg/L	0.020	0.014	04/12/26	04/12/26

Type: Lab Control Sample	Lab ID: QC1359318	Batch: 400589
Matrix: Water	Method: SM 4500-P-B5-E	

QC1359318 Analyte	Result	Spiked	Units	Recovery	Qual	Limits
Phosphorus	0.4180	0.4000	mg/L	105%		80-120

Type: Matrix Spike	Lab ID: QC1359319	Batch: 400589
Matrix (Source ID): Water (557071-004)	Method: SM 4500-P-B5-E	

QC1359319 Analyte	Result	Source Sample Result	Spiked	Units	Recovery	Qual	Limits	DF
Phosphorus	0.4220	ND	0.4000	mg/L	106%		75-125	1

Type: Matrix Spike Duplicate	Lab ID: QC1359320	Batch: 400589
Matrix (Source ID): Water (557071-004)	Method: SM 4500-P-B5-E	

QC1359320 Analyte	Result	Source Sample Result	Spiked	Units	Recovery	Qual	Limits	RPD	RPD Lim	DF
Phosphorus	0.4150	ND	0.4000	mg/L	104%		75-125	2	20	1

Batch QC

Type: Blank	Lab ID: QC1360358	Batch: 400888
Matrix: Water	Method: SM 4500-S2-D	Prep Method: METHOD

QC1360358 Analyte	Result	Qual	Units	RL	MDL	Prepared	Analyzed
Sulfide	ND		mg/L	0.10		04/15/26	04/15/26

Type: Lab Control Sample	Lab ID: QC1360359	Batch: 400888
Matrix: Water	Method: SM 4500-S2-D	Prep Method: METHOD

QC1360359 Analyte	Result	Spiked	Units	Recovery	Qual	Limits
Sulfide	0.9000	1.000	mg/L	90%		90-110

Type: Matrix Spike	Lab ID: QC1360360	Batch: 400888
Matrix (Source ID): Water (557237-004)	Method: SM 4500-S2-D	Prep Method: METHOD

QC1360360 Analyte	Result	Source Sample Result	Spiked	Units	Recovery	Qual	Limits	DF
Sulfide	0.9000	ND	1.000	mg/L	90%		80-120	1

Type: Matrix Spike Duplicate	Lab ID: QC1360361	Batch: 400888
Matrix (Source ID): Water (557237-004)	Method: SM 4500-S2-D	Prep Method: METHOD

QC1360361 Analyte	Result	Source Sample Result	Spiked	Units	Recovery	Qual	Limits	RPD	RPD Lim	DF
Sulfide	0.9000	ND	1.000	mg/L	90%		80-120	0	20	1

Type: Blank	Lab ID: QC1359301	Batch: 400585
Matrix: Water	Method: SM 5310B	Prep Method: SM 5310B

QC1359301 Analyte	Result	Qual	Units	RL	MDL	Prepared	Analyzed
Total Organic Carbon	ND		mg/L	1.0	0.49	04/12/26	04/12/26

Type: Lab Control Sample	Lab ID: QC1359302	Batch: 400585
Matrix: Water	Method: SM 5310B	Prep Method: SM 5310B

QC1359302 Analyte	Result	Spiked	Units	Recovery	Qual	Limits
Total Organic Carbon	23.07	25.00	mg/L	92%		85-115

Type: Matrix Spike	Lab ID: QC1359303	Batch: 400585
Matrix (Source ID): Water (557416-001)	Method: SM 5310B	Prep Method: SM 5310B

QC1359303 Analyte	Result	Source Sample Result	Spiked	Units	Recovery	Qual	Limits	DF
Total Organic Carbon	45,280	28930	12500	mg/L	131%	*	75-125	500

Batch QC

Type:	Matrix Spike Duplicate	Lab ID:	QC1359304	Batch:	400585
Matrix (Source ID):	Water (557416-001)	Method:	SM 5310B	Prep Method:	SM 5310B

QC1359304 Analyte	Result	Source Sample Result	Spiked	Units	Recovery	Qual	Limits	RPD	RPD Lim	DF
Total Organic Carbon	44,850	28930	12500	mg/L	127%	*	75-125	1	25	500

Type:	Sample Duplicate	Lab ID:	QC1359616	Batch:	400670
Matrix (Source ID):	Water (557418-001)	Method:	SM2130B		

QC1359616 Analyte	Result	Source Sample Result	Units	Qual	RPD	RPD Lim	DF
Turbidity	2,161	2165	NTU		0	20	1

Type:	Blank	Lab ID:	QC1359581	Batch:	400657
Matrix:	Water	Method:	SM2320B	Prep Method:	METHOD

QC1359581 Analyte	Result	Qual	Units	RL	MDL	Prepared	Analyzed
Bicarbonate	ND		mg/L	2.4		04/13/26	04/13/26
Alkalinity, Total as CaCO3	ND		mg/L	2.0		04/13/26	04/13/26

Type:	Lab Control Sample	Lab ID:	QC1359583	Batch:	400657
Matrix:	Water	Method:	SM2320B	Prep Method:	METHOD

QC1359583 Analyte	Result	Spiked	Units	Recovery	Qual	Limits
Alkalinity, Total as CaCO3	96.88	100.0	mg/L	97%		90-110

Type:	Sample Duplicate	Lab ID:	QC1359584	Batch:	400657
Matrix (Source ID):	Water (557418-001)	Method:	SM2320B	Prep Method:	METHOD

QC1359584 Analyte	Result	Source Sample Result	Units	Qual	RPD	RPD Lim	DF
Bicarbonate	119.4	125.4	mg/L		5	20	1
Alkalinity, Total as CaCO3	97.86	102.8	mg/L		5	20	1

Type:	Sample Duplicate	Lab ID:	QC1359388	Batch:	400602
Matrix (Source ID):	Water (557153-001)	Method:	SM2510B	Prep Method:	METHOD

QC1359388 Analyte	Result	Source Sample Result	Units	Qual	RPD	RPD Lim	DF
Specific Conductance	560.7	559.9	umhos/cm		0	20	1

Batch QC

Type: Blank	Lab ID: QC1359340	Batch: 400593
Matrix: Water	Method: SM2540C	Prep Method: METHOD

QC1359340 Analyte	Result	Qual	Units	RL	MDL	Prepared	Analyzed
Total Dissolved Solids	ND		mg/L	20		04/12/26	04/13/26

Type: Lab Control Sample	Lab ID: QC1359341	Batch: 400593
Matrix: Water	Method: SM2540C	Prep Method: METHOD

QC1359341 Analyte	Result	Spiked	Units	Recovery	Qual	Limits
Total Dissolved Solids	1,004	1000	mg/L	100%		90-110

Type: Sample Duplicate	Lab ID: QC1359342	Batch: 400593
Matrix (Source ID): Water (557120-010)	Method: SM2540C	Prep Method: METHOD

QC1359342 Analyte	Result	Source Sample Result	Units	Qual	RPD	RPD Lim	DF
Total Dissolved Solids	2,108	2150	mg/L		2	5	2

Type: Sample Duplicate	Lab ID: QC1359343	Batch: 400593
Matrix (Source ID): Water (557124-011)	Method: SM2540C	Prep Method: METHOD

QC1359343 Analyte	Result	Source Sample Result	Units	Qual	RPD	RPD Lim	DF
Total Dissolved Solids	2,666	2676	mg/L		0	5	2

Type: Blank	Lab ID: QC1359375	Batch: 400598
Matrix: Water	Method: SM2540D	Prep Method: METHOD

QC1359375 Analyte	Result	Qual	Units	RL	MDL	Prepared	Analyzed
Total Suspended Solids	ND		mg/L	0.5		04/12/26	04/13/26

Type: Lab Control Sample	Lab ID: QC1359376	Batch: 400598
Matrix: Water	Method: SM2540D	Prep Method: METHOD

QC1359376 Analyte	Result	Spiked	Units	Recovery	Qual	Limits
Total Suspended Solids	100.2	100.0	mg/L	100%		90-110

Type: Lab Control Sample Duplicate	Lab ID: QC1359377	Batch: 400598
Matrix: Water	Method: SM2540D	Prep Method: METHOD

QC1359377 Analyte	Result	Spiked	Units	Recovery	Qual	Limits	RPD	RPD Lim
Total Suspended Solids	100.4	100.0	mg/L	100%		90-110	0	5

Batch QC

Type:	Sample Duplicate	Lab ID:	QC1359378	Batch:	400598
Matrix (Source ID):	Water (557008-001)	Method:	SM2540D	Prep Method:	METHOD

QC1359378 Analyte	Result	Source Sample Result	Units	Qual	RPD	RPD Lim	DF
Total Suspended Solids	1,195	1080	mg/L		10*	5	1

Type:	Sample Duplicate	Lab ID:	QC1359379	Batch:	400598
Matrix (Source ID):	Water (557418-001)	Method:	SM2540D	Prep Method:	METHOD

QC1359379 Analyte	Result	Source Sample Result	Units	Qual	RPD	RPD Lim	DF
Total Suspended Solids	1,417	1390	mg/L		2	5	1

Type:	Blank	Lab ID:	QC1359534	Batch:	400645
Matrix:	Water	Method:	SM5210B	Prep Method:	METHOD

QC1359534 Analyte	Result	Qual	Units	RL	MDL	Prepared	Analyzed
Biochemical Oxygen Demand	ND		mg/L	3.0		04/13/26 10:49	04/18/26 12:16

Type:	Lab Control Sample	Lab ID:	QC1359535	Batch:	400645
Matrix:	Water	Method:	SM5210B	Prep Method:	METHOD

QC1359535 Analyte	Result	Spiked	Units	Recovery	Qual	Limits
Biochemical Oxygen Demand	198.3	198.0	mg/L	100%		84.6-115.4

Type:	Sample Duplicate	Lab ID:	QC1359536	Batch:	400645
Matrix (Source ID):	Water (557418-001)	Method:	SM5210B	Prep Method:	METHOD

QC1359536 Analyte	Result	Source Sample Result	Units	Qual	RPD	RPD Lim	DF
Biochemical Oxygen Demand	20.79	24.13	mg/L		15	30	1

Type:	Blank	Lab ID:	QC1359371	Batch:	400600
Matrix:	Water	Method:	SM5220D	Prep Method:	SM 5220D

QC1359371 Analyte	Result	Qual	Units	RL	MDL	Prepared	Analyzed
Chemical Oxygen Demand	ND		mg/L	4.0	2.6	04/12/26	04/12/26

Type:	Lab Control Sample	Lab ID:	QC1359372	Batch:	400600
Matrix:	Water	Method:	SM5220D	Prep Method:	SM 5220D

QC1359372 Analyte	Result	Spiked	Units	Recovery	Qual	Limits
Chemical Oxygen Demand	108.0	100.0	mg/L	108%		90-110

Batch QC

Type:	**Matrix Spike**	**Lab ID:**	**QC1359373**	**Batch:**	**400600**
Matrix (Source ID):	**Water (557418-001)**	**Method:**	**SM5220D**	**Prep Method:**	**SM 5220D**

QC1359373 Analyte	Result	Source Sample Result	Spiked	Units	Recovery	Qual	Limits	DF
Chemical Oxygen Demand	140.0	57.00	100.0	mg/L	83%		75-125	2

Type:	**Matrix Spike Duplicate**	**Lab ID:**	**QC1359374**	**Batch:**	**400600**
Matrix (Source ID):	**Water (557418-001)**	**Method:**	**SM5220D**	**Prep Method:**	**SM 5220D**

QC1359374 Analyte	Result	Source Sample Result	Spiked	Units	Recovery	Qual	Limits	RPD	RPD Lim	DF
Chemical Oxygen Demand	148.0	57.00	100.0	mg/L	91%		75-125	6	20	2

#	CCV drift outside limits; average CCV drift within limits per method requirements
*	Value is outside QC limits
E	Response exceeds instrument's linear range
J	Estimated value
ND	Not Detected
NM	Not Meaningful
b	See narrative

Laboratory Job Number 557418

Subcontracted Products

Pace Laboratories

Date of Report: 04/23/2026

David Tripp

Enthalpy Analytical - Orange
931 West Barkley Avenue
Orange, CA 92868

Client Project:	EO-557418
Pace Project:	Chiquita Canyon Landfill Stormwater
Pace Work Order:	2605325
Invoice ID:	B534543

Enclosed are the results of analyses for samples received by the laboratory on 4/14/2026. If you have any questions concerning this report, please feel free to contact me.

Sincerely,

Shaniah Underwood

Contact Person: Shaniah Underwood
Client Service Rep.

Steven Bennett

Steven Bennett
Operations Manager

Table of Contents

Sample Information

Chain of Custody and Cooler Receipt form 3

Laboratory / Client Sample Cross Reference 5

Sample Results

2605325-01 - SOUTH BASIN - WESTERN INLET

Organo-Phosphorus Pesticide Analysis (EPA Method 8141A) 6

Quality Control Reports

Organo-Phosphorus Pesticide Analysis (EPA Method 8141A)

Method Blank Analysis 7

Laboratory Control Sample 8

Precision and Accuracy 9

Notes

Notes and Definitions 10

The results in this report apply to the samples analyzed in accordance with the chain of custody document. This analytical report must be reproduced in its entirety.

All results listed in this report are for the exclusive use of the submitting party. Pace Analytical assumes no responsibility for report alteration, separation, detachment or third party interpretation.

ENTHALPY ANALYTICAL

931 West Barkley
Orange, CA 9286
(714) 771-6900

2605325

2605325

Subcontract Laboratory:
Pace Laboratories
4100 Atlas Court
Bakersfield, CA 93308
ATTN: Ragen Schallock
PO #: Required, to be sent via email

Enthalpy Order: EO-557418
PM: David Tripp
Email: david.tripp@enthalpy.com
CC: incomingreports@enthalpy.com
Phone: 657-581-4710

Results Due: 04/21/26
Report Level: II
Report To: MDL
EDDs: ELM_TransferOut (Standard Excel Transfer EDD, 3 tabs)

Notes:

CHIQUITA Stormwater - No dilutions please unless absolutely necessary due to matrix or other technically valid reason, requiring clear, technical explanation for client's regulator in your Case Narrative. Hold Time RUSH only if necessary to meet the hold times.

Sample ID	Collected	Lab ID	# Cont.	Matrix	Analysis Requested	Comment
SOUTH BASIN - WESTERN INLET	11-APR-2026 15:03	557418-001	1	Water	Organophosphorus Pesticides	

Notes:	Relinquished By:	Received By:
		Tenn L
	Date: 4-13-26 15:00	Date: 4/14/24 1am
	Date:	Date:
	Date:	Date:

CHK BY [illegible] IBUTION
[illegible] IT

Pace Analytical®
ENVIRONMENTAL SCIENCES

Chain of Custody and Cooler Receipt Form for 2605325 Page 2 of 2

PACE ANALYTICAL | COOLER RECEIPT FORM | Page 1 Of 1

Submission #: 2605325

SHIPPING INFORMATION
Fed Ex ☑ UPS ☐ GSO / GLS ☐ Hand Delivery ☐
Pace Lab Field Service ☐ Other ☐ (Specify)

SHIPPING CONTAINER
Ice Chest ☑ None ☐ Box ☐
Other ☐ (Specify)

FREE LIQUID
YES ☑ NO ☐
W / S

Refrigerant: Ice ☑ Blue Ice ☐ None ☐ Other ☐ Comments:

Custody Seals: Ice Chest ☐ Intact? Yes ☐ No ☐ | Containers ☐ Intact? Yes ☐ No ☐ | None ☑ Comments:

All samples received? Yes ☑ No ☐ All samples containers intact? Yes ☑ No ☐ Description(s) match COC? Yes ☑ No ☐

COC Received ☑ YES ☐ NO

Emissivity: 0.97 Container: N/A Thermometer ID: 36C
Temperature: (A) 1.4 °C / (C) 1.6 °C

Date/Time 4/14/20
Analyst Init TJC 1020

SAMPLE CONTAINERS	SAMPLE NUMBERS 1	2	3	4	5	6	7	8	9	10
QT PE UNPRES										
4oz / 8oz / 16oz PE UNPRES										
2oz Cr^{+6}										
QT INORGANIC CHEMICAL METALS										
INORGANIC CHEMICAL METALS 4oz / 8oz / 16oz										
PT CYANIDE										
PT NITROGEN FORMS										
PT TOTAL SULFIDE										
2oz. NITRATE / NITRITE										
PT TOTAL ORGANIC CARBON										
PT CHEMICAL OXYGEN DEMAND										
PtA PHENOLICS										
40ml VOA VIAL TRAVEL BLANK										
40ml VOA VIAL										
QT EPA 1664B										
PT ODOR										
RADIOLOGICAL										
BACTERIOLOGICAL										
40 ml VOA VIAL- 504										
QT EPA 508/608.3/8081A										
QT EPA 515.1/8151A										
QT EPA 525.2										
QT EPA 525.2 TRAVEL BLANK										
40ml EPA 547										
40ml EPA 531.1										
8oz EPA 548.1										
QT EPA 549.2										
QT EPA 8015M										
QT EPA 8270C										
8oz / 16oz / 32oz AMBER	A									
8oz / 16oz / 32oz JAR										
SOIL SLEEVE										
PCB VIAL										
PLASTIC BAG										
TEDLAR BAG										
FERROUS IRON										
ENCORE										
SMART KIT										
SUMMA CANISTER										

Comments:
Sample Numbering Completed By: TJC Date/Time: 4/14/20 1130
A = Actual / C = Corrected

Rev 23 05/20/22
[S:\WPDoc\WordPerfect\LAB_DOCS\FORMS\SAMRECrev 20]

The results in this report apply to the samples analyzed in accordance with the chain of custody document. This analytical report must be reproduced in its entirety.
All results listed in this report are for the exclusive use of the submitting party. Pace Analytical assumes no responsibility for report alteration, separation, detachment or third party interpretation.
Report ID: 1001668407 4100 Atlas Court Bakersfield, CA 93308 (661) 327-4911 FAX (661) 327-1918 www.pacelabs.com Page 4 of 10
45 of 78

Pace Analytical®
ENVIRONMENTAL SCIENCES

Enthalpy Analytical - Orange
931 West Barkley Avenue
Orange, CA 92868

Reported: 04/23/2026 16:56
Project: Chiquita Canyon Landfill Stormwater
Project Number: EO-557418
Project Manager: David Tripp

Laboratory / Client Sample Cross Reference

Laboratory	Client Sample Information			
2605325-01	**COC Number:**	—	**Receive Date:**	04/14/2026 10:20
	Project Number:	—	**Sampling Date:**	04/11/2026 15:03
	Sampling Location:	—	**Sample Depth:**	—
	Sampling Point:	SOUTH BASIN - WESTERN INLET	**Lab Matrix:**	Water
	Sampled By:	client	**Sample Type:**	Water

The results in this report apply to the samples analyzed in accordance with the chain of custody document. This analytical report must be reproduced in its entirety.
All results listed in this report are for the exclusive use of the submitting party. Pace Analytical assumes no responsibility for report alteration, separation, detachment or third party interpretation.

Pace Analytical
ENVIRONMENTAL SCIENCES

Enthalpy Analytical - Orange
931 West Barkley Avenue
Orange, CA 92868

Reported: 04/23/2026 16:56
Project: Chiquita Canyon Landfill Stormwater
Project Number: EO-557418
Project Manager: David Tripp

Organo-Phosphorus Pesticide Analysis (EPA Method 8141A)

Pace Sample ID: 2605325-01 | **Client Sample Name:** SOUTH BASIN - WESTERN INLET, 4/11/2026 3:03:00PM, client

Constituent	Result	Units	PQL	MDL	Method	MB Bias	Lab Quals	DCN
Azinphos methyl	ND	ug/L	0.50	0.12	EPA-8141A	ND		1
Bolstar	ND	ug/L	0.20	0.050	EPA-8141A	ND		1
Chlorpyrifos	ND	ug/L	0.20	0.050	EPA-8141A	ND		1
Coumaphos	ND	ug/L	0.50	0.11	EPA-8141A	ND		1
Demeton O/S	ND	ug/L	0.20	0.056	EPA-8141A	ND		1
Diazinon	ND	ug/L	0.20	0.050	EPA-8141A	ND		1
Dichlorvos	ND	ug/L	0.20	0.050	EPA-8141A	ND		1
Disulfoton	ND	ug/L	0.20	0.050	EPA-8141A	ND		1
Ethoprop	ND	ug/L	0.20	0.052	EPA-8141A	ND		1
Fensulfothion	ND	ug/L	0.20	0.051	EPA-8141A	ND		1
Fenthion	ND	ug/L	0.20	0.050	EPA-8141A	ND		1
Merphos	ND	ug/L	0.20	0.050	EPA-8141A	ND		1
Methyl parathion	ND	ug/L	0.20	0.050	EPA-8141A	ND		1
Mevinphos	ND	ug/L	0.20	0.050	EPA-8141A	ND		1
Naled	ND	ug/L	0.50	0.17	EPA-8141A	ND		1
Phorate	ND	ug/L	0.20	0.066	EPA-8141A	ND		1
Ronnel (Fenchlorphos)	ND	ug/L	0.20	0.050	EPA-8141A	ND		1
Stirophos (Tetrachlorvinphos)	ND	ug/L	0.20	0.082	EPA-8141A	ND		1
Tokuthion (Prothiofos)	ND	ug/L	0.20	0.050	EPA-8141A	ND		1
Trichloronate	ND	ug/L	0.20	0.050	EPA-8141A	ND		1
Triphenylphosphate (Surrogate)	27.2	%	50 - 130 (LCL - UCL)		EPA-8141A		S09	1

DCN	Method	Prep Date	Run Date/Time	Analyst	Instrument	Dilution	QC Batch ID	Prep Method
1	EPA-8141A	04/16/26 10:15	04/20/26 18:55	IJC	GC-18	1.005	B230469	EPA 3510C

DCN = Data Continuation Number

The results in this report apply to the samples analyzed in accordance with the chain of custody document. This analytical report must be reproduced in its entirety.
All results listed in this report are for the exclusive use of the submitting party. Pace Analytical assumes no responsibility for report alteration, separation, detachment or third party interpretation.

Pace Analytical
ENVIRONMENTAL SCIENCES

Enthalpy Analytical - Orange
931 West Barkley Avenue
Orange, CA 92868

Reported: 04/23/2026 16:56
Project: Chiquita Canyon Landfill Stormwater
Project Number: EO-557418
Project Manager: David Tripp

Organo-Phosphorus Pesticide Analysis (EPA Method 8141A)

Quality Control Report - Method Blank Analysis

Constituent	QC Sample ID	MB Result	Units	PQL	MDL	Lab Quals	Run #
QC Batch ID: B230469							
Azinphos methyl	B230469-BLK1	ND	ug/L	0.50	0.12		1
Bolstar	B230469-BLK1	ND	ug/L	0.20	0.050		1
Chlorpyrifos	B230469-BLK1	ND	ug/L	0.20	0.050		1
Coumaphos	B230469-BLK1	ND	ug/L	0.50	0.11		1
Demeton O/S	B230469-BLK1	ND	ug/L	0.20	0.056		1
Diazinon	B230469-BLK1	ND	ug/L	0.20	0.050		1
Dichlorvos	B230469-BLK1	ND	ug/L	0.20	0.050		1
Disulfoton	B230469-BLK1	ND	ug/L	0.20	0.050		1
Ethoprop	B230469-BLK1	ND	ug/L	0.20	0.052		1
Fensulfothion	B230469-BLK1	ND	ug/L	0.20	0.051		1
Fenthion	B230469-BLK1	ND	ug/L	0.20	0.050		1
Merphos	B230469-BLK1	ND	ug/L	0.20	0.050		1
Methyl parathion	B230469-BLK1	ND	ug/L	0.20	0.050		1
Mevinphos	B230469-BLK1	ND	ug/L	0.20	0.050		1
Naled	B230469-BLK1	ND	ug/L	0.50	0.17		1
Phorate	B230469-BLK1	ND	ug/L	0.20	0.066		1
Ronnel (Fenchlorphos)	B230469-BLK1	ND	ug/L	0.20	0.050		1
Stirophos (Tetrachlorvinphos)	B230469-BLK1	ND	ug/L	0.20	0.082		1
Tokuthion (Prothiofos)	B230469-BLK1	ND	ug/L	0.20	0.050		1
Trichloronate	B230469-BLK1	ND	ug/L	0.20	0.050		1
Triphenylphosphate (Surrogate)	**B230469-BLK1**	**51.8**	%	**50 - 130 (LCL - UCL)**			1

Run #	QC Sample ID	QC Type	Method	Prep Date	Run Date Time	Analyst	Instrument	Dilution
1	B230469-BLK1	PB	EPA-8141A	04/16/26	04/23/26 12:05	IJC	GC-18	1

The results in this report apply to the samples analyzed in accordance with the chain of custody document. This analytical report must be reproduced in its entirety.
All results listed in this report are for the exclusive use of the submitting party. Pace Analytical assumes no responsibility for report alteration, separation, detachment or third party interpretation.

Pace Analytical
ENVIRONMENTAL SCIENCES

Enthalpy Analytical - Orange
931 West Barkley Avenue
Orange, CA 92868

Reported: 04/23/2026 16:56
Project: Chiquita Canyon Landfill Stormwater
Project Number: EO-557418
Project Manager: David Tripp

Organo-Phosphorus Pesticide Analysis (EPA Method 8141A)

Quality Control Report - Laboratory Control Sample

Constituent	QC Sample ID	Type	Result	Spike Level	Units	Percent Recovery	RPD	Control Limits Percent Recovery	Control Limits RPD	Lab Quals	Run #
QC Batch ID: B230469											
Bolstar	B230469-BS1	LCS	1.3650	2.0000	ug/L	68.2		50 - 130			1
Chlorpyrifos	B230469-BS1	LCS	1.4700	2.0000	ug/L	73.5		60 - 120			1
Diazinon	B230469-BS1	LCS	1.4350	2.0000	ug/L	71.8		60 - 130			1
Methyl parathion	B230469-BS1	LCS	1.5150	2.0000	ug/L	75.8		60 - 120			1
Mevinphos	B230469-BS1	LCS	1.2500	2.0000	ug/L	62.5		50 - 120			1
Ronnel (Fenchlorphos)	B230469-BS1	LCS	1.5100	2.0000	ug/L	75.5		50 - 120			1
Stirophos (Tetrachlorvinphos)	B230469-BS1	LCS	1.5700	2.0000	ug/L	78.5		50 - 120			1
Triphenylphosphate (Surrogate)	B230469-BS1	LCS	2.0450	2.5000	ug/L	81.8		50 - 130			1

Run #	QC Sample ID	QC Type	Method	Prep Date	Run Date Time	Analyst	Instrument	Dilution
1	B230469-BS1	LCS	EPA-8141A	04/16/26	04/23/26 12:35	IJC	GC-18	1

The results in this report apply to the samples analyzed in accordance with the chain of custody document. This analytical report must be reproduced in its entirety.
All results listed in this report are for the exclusive use of the submitting party. Pace Analytical assumes no responsibility for report alteration, separation, detachment or third party interpretation.

Pace Analytical
ENVIRONMENTAL SCIENCES

Enthalpy Analytical - Orange
931 West Barkley Avenue
Orange, CA 92868

Reported: 04/23/2026 16:56
Project: Chiquita Canyon Landfill Stormwater
Project Number: EO-557418
Project Manager: David Tripp

Organo-Phosphorus Pesticide Analysis (EPA Method 8141A)

Quality Control Report - Precision & Accuracy

Constituent	Type	Source Sample ID	Source Result	Result	Spike Added	Units	RPD	Percent Recovery	Control Limits RPD	Control Limits Percent Recovery	Lab Quals	R#
QC Batch ID: B230469	Used client sample: N											
Bolstar	MS	2605255-02	ND	1.4555	1.9342	ug/L		75.2		60 - 120		1
	MSD	2605255-02	ND	1.8200	2.0000	ug/L	22.3	91.0	30	60 - 120		2
Chlorpyrifos	MS	2605255-02	ND	1.4797	1.9342	ug/L		76.5		60 - 120		1
	MSD	2605255-02	ND	1.5850	2.0000	ug/L	6.9	79.2	30	60 - 120		2
Diazinon	MS	2605255-02	ND	1.3201	1.9342	ug/L		68.3		60 - 130		1
	MSD	2605255-02	ND	1.4200	2.0000	ug/L	7.3	71.0	30	60 - 130		2
Methyl parathion	MS	2605255-02	ND	1.7360	1.9342	ug/L		89.8		60 - 120		1
	MSD	2605255-02	ND	1.4500	2.0000	ug/L	18.0	72.5	30	60 - 120		2
Mevinphos	MS	2605255-02	ND	1.7505	1.9342	ug/L		90.5		50 - 120		1
	MSD	2605255-02	ND	1.7400	2.0000	ug/L	0.6	87.0	30	50 - 120		2
Ronnel (Fenchlorphos)	MS	2605255-02	ND	1.5909	1.9342	ug/L		82.2		50 - 120		1
	MSD	2605255-02	ND	1.5700	2.0000	ug/L	1.3	78.5	30	50 - 120		2
Stirophos (Tetrachlorvinphos)	MS	2605255-02	ND	1.7747	1.9342	ug/L		91.7		50 - 120		1
	MSD	2605255-02	ND	1.8800	2.0000	ug/L	5.8	94.0	30	50 - 120		2
Triphenylphosphate (Surrogate)	MS	2605255-02	ND	1.7698	2.4178	ug/L		73.2		50 - 130		1
	MSD	2605255-02	ND	1.7400	2.5000	ug/L	1.7	69.6		50 - 130		2

Run #	QC Sample ID	QC Type	Method	Prep Date	Run Date Time	Analyst	Instrument	Dilution
1	B230469-MS1	MS	EPA-8141A	04/16/26	04/20/26 12:30	IJC	GC-18	0.967
2	B230469-MSD1	MSD	EPA-8141A	04/16/26	04/20/26 12:59	IJC	GC-18	1

The results in this report apply to the samples analyzed in accordance with the chain of custody document. This analytical report must be reproduced in its entirety.
All results listed in this report are for the exclusive use of the submitting party. Pace Analytical assumes no responsibility for report alteration, separation, detachment or third party interpretation.

Enthalpy Analytical - Orange
931 West Barkley Avenue
Orange, CA 92868

Reported: 04/23/2026 16:56
Project: Chiquita Canyon Landfill Stormwater
Project Number: EO-557418
Project Manager: David Tripp

Notes And Definitions

MDL	Method Detection Limit
ND	Analyte Not Detected
PQL	Practical Quantitation Limit
S09	The surrogate recovery for this compound was not within the control limits.

The results in this report apply to the samples analyzed in accordance with the chain of custody document. This analytical report must be reproduced in its entirety.
All results listed in this report are for the exclusive use of the submitting party. Pace Analytical assumes no responsibility for report alteration, separation, detachment or third party interpretation.

Laboratory Job Number 557418

Subcontracted Products

McCampbell Analytical, Inc.

McCampbell Analytical, Inc.

"When Quality Counts"

Analytical Report

WorkOrder: 2604A49

Report Created for: Enthalpy Analytical

931 West Barkley Avenue
Orange, CA 92868

Project Contact: David Tripp
Project P.O.: 096843
Project: EO-557418

Project Location:
Project Received: 04/14/2026

Analytical Report reviewed & approved for release on 04/21/2026 by:

Tracy Babjar
Project Manager

The report shall not be reproduced except in full, without the written approval of the laboratory. The analytical results relate only to the items tested. Results reported conform to the most current regulatory standards, where applicable, unless otherwise stated.

1534 Willow Pass Rd. Pittsburg, CA 94565 ♦ TEL: (877) 252-9262 ♦ FAX: (925) 252-9269 ♦ www.mccampbell.com
CA ELAP 1644 ♦ ORELAP (NELAP) 4033 ♦ AIHA-LAP ID#232255 ♦ DoD-ELAP Cert # L22-757

McCampbell Analytical, Inc.
"When Quality Counts"
1534 Willow Pass Road, Pittsburg, CA 94565-1701
Toll Free Telephone: (877) 252-9262 / Fax: (925) 252-9269
http://www.mccampbell.com / E-mail: main@mccampbell.com

Glossary of Terms & Qualifier Definitions

Client: Enthalpy Analytical **WorkOrder:** 2604A49
Project: EO-557418

Glossary Abbreviation

%D	Serial Dilution Percent Difference
95% Interval	95% Confident Interval
CCV	Continuing Calibration Verification.
CCV REC (%)	The % recovery of Continuing Calibration Verification
DF	Dilution Factor
DI WET	(DISTLC) Waste Extraction Test using DI water
DISS	Dissolved (sample filtered using a 0.45 µm filter size)
DLT	Dilution Test (Serial Dilution)
DUP	Duplicate
EDL	Estimated Detection Limit
ITEF	International Toxicity Equivalence Factor
LCS	Laboratory Control Sample
LCS2	Second LCS for the batch. Spike level is lower than that for the first LCS; applicable to method 1633.
LQL	Lowest Quantitation Level
MB	Method Blank
MB IS/SS % Rec	% Recovery of Internal Standard or Surrogate in Method Blank, if applicable
MB SS % Rec	% Recovery of Surrogate in Method Blank, if applicable
MDL	Method Detection Limit [1]
ML	Minimum Level of Quantitation
MS	Matrix Spike
MSD	Matrix Spike Duplicate
NA	Not Applicable
ND	Not detected at or above the indicated MDL (if present) or RL.
NR	Data Not Reported due to matrix interference or insufficient sample amount.
PDS	Post Digestion Spike
PF	Prep Factor
RD	Relative Difference
RL	Reporting Limit [2]
RPD	Relative Percent Difference
RRT	Relative Retention Time
RSD	Relative Standard Deviation
SPK Val	Spike Value
SPKRef Val	Spike Reference Value
SPLP	Synthetic Precipitation Leachate Procedure

[1] MDL is the minimum measured concentration of a substance that can be reported with 99% confidence that the measured concentration is distinguishable from method blank results. Definition and Procedure for the Determination of the Method Detection Limit, Revision 2, 40CFR, Part 136, Appendix B, EPA 821-R-16-006, December 2016. Values are based upon our default extraction volume/amount and are subject to change.

[2] RL is the lowest level that can be reliably determined within specified limits of precision and accuracy during routine laboratory operating conditions. (The RL cannot be lower than the lowest calibration standard used in the initial calibration of the instrument and must be greater than the MDL.) Values are based upon our default extraction volume/amount and are subject to change.

McCampbell Analytical, Inc.
"When Quality Counts"

1534 Willow Pass Road, Pittsburg, CA 94565-1701
Toll Free Telephone: (877) 252-9262 / Fax: (925) 252-9269
http://www.mccampbell.com / E-mail: main@mccampbell.com

Glossary of Terms & Qualifier Definitions

Client: Enthalpy Analytical **WorkOrder:** 2604A49

Project: EO-557418

TCLP	Toxicity Characteristic Leachate Procedure
TEQ	Toxicity Equivalents
TNTC	"Too Numerous to Count;" greater than 250 colonies observed on the plate.
TPH-Diesel	Sample results for semi-volatile TPH (diesel, kerosene, oil, etc) were calculated using a background subtraction procedure to correct for instrument baseline rise (column bleed) as described in Sec 7.7.2.2 of EPA 8015 B, C.
TZA	TimeZone Net Adjustment for sample collected outside of MAI's Coordinated Universal Time (UTC). (Adjustment for Daylight Saving is not accounted.)
WET (STLC)	Waste Extraction Test (Soluble Threshold Limit Concentration)

Analytical Qualifiers

a3	Sample diluted due to high organic content interfering with quantitative/or qualitative analysis.
b1	Aqueous sample that contains greater than ~1 vol. % sediment

McCampbell Analytical, Inc.
"When Quality Counts"

1534 Willow Pass Road, Pittsburg, CA 94565-1701
Toll Free Telephone: (877) 252-9262 / Fax: (925) 252-9269
http://www.mccampbell.com / E-mail: main@mccampbell.com

Analytical Report

Client:	Enthalpy Analytical	**WorkOrder:**	2604A49
Date Received:	04/14/2026 9:09	**Extraction Method:**	E8151A
Date Prepared:	04/15/2026	**Analytical Method:**	E8151A
Project:	EO-557418	**Unit:**	µg/L

Chlorinated Herbicides by GC-ECD

Client ID	Lab ID	Matrix	Date Collected	Instrument FileID	Batch ID
SOUTH BASIN - WESTERN INLET	2604A49-001A	Water	04/11/2026 15:03	GC15A 04152623.D	339708

Analytes	Result	MDL	RL	DF	Date Analyzed
Acifluorfen	ND	5.3	10	10	04/15/2026 22:20
Bentazon	ND	3.2	10	10	04/15/2026 22:20
Chloramben	ND	6.4	10	10	04/15/2026 22:20
2,4-D (Dichlorophenoxyacetic acid)	ND	0.79	2.0	10	04/15/2026 22:20
2,4-DB	ND	4.2	10	10	04/15/2026 22:20
Dalapon	ND	7.7	10	10	04/15/2026 22:20
DCPA (mono & diacid)	ND	5.0	10	10	04/15/2026 22:20
Dicamba	ND	0.74	2.0	10	04/15/2026 22:20
3,5-Dichlorobenzoic Acid	ND	2.4	10	10	04/15/2026 22:20
Dichloroprop	ND	3.5	10	10	04/15/2026 22:20
Dinoseb (DNBP)	ND	3.0	10	10	04/15/2026 22:20
MCPA	ND	13	20	10	04/15/2026 22:20
MCPP	ND	12	20	10	04/15/2026 22:20
4-Nitrophenol	ND	7.7	10	10	04/15/2026 22:20
Pentachlorophenol (PCP)	ND	0.55	2.0	10	04/15/2026 22:20
Picloram	ND	3.8	10	10	04/15/2026 22:20
2,4,5-T (Trichlorophenoxy acetic acid)	ND	1.0	2.0	10	04/15/2026 22:20
2,4,5-TP (Silvex)	ND	1.6	5.0	10	04/15/2026 22:20

Surrogates	REC (%)	Limits	DF	
DCAA	93	60-140	10	04/15/2026 22:20

Analyst(s): DP

Analytical Comments: a3,b1

McCampbell Analytical, Inc.
"When Quality Counts"

1534 Willow Pass Road, Pittsburg, CA 94565-1701
Toll Free Telephone: (877) 252-9262 / Fax: (925) 252-9269
http://www.mccampbell.com / E-mail: main@mccampbell.com

Analytical Report

Client:	Enthalpy Analytical	**WorkOrder:**	2604A49
Date Received:	04/14/2026 9:09	**Extraction Method:**	RSK175
Date Prepared:	04/17/2026	**Analytical Method:**	RSK175
Project:	EO-557418	**Unit:**	µg/L

Dissolved Carbon Dioxide by RSK 175

Client ID	Lab ID	Matrix	Date Collected	Instrument FileID	Batch ID
SOUTH BASIN - WESTERN INLET	2604A49-001B	Water	04/11/2026 15:03	GC26 0417261104.D	340000

Analytes	Result	MDL	RL	DF	Date Analyzed
Carbon Dioxide	**770**	50	50	1	04/17/2026 12:40

Analyst(s): CLO

Analytical Comments: b1

McCampbell Analytical, Inc.
"When Quality Counts"

1534 Willow Pass Road, Pittsburg, CA 94565-1701
Toll Free Telephone: (877) 252-9262 / Fax: (925) 252-9269
http://www.mccampbell.com / E-mail: main@mccampbell.com

Quality Control Report

Client:	Enthalpy Analytical	**WorkOrder:**	2604A49
Date Prepared:	04/15/2026	**BatchID:**	339708
Date Analyzed:	04/15/2026	**Extraction Method:**	E8151A
Instrument:	GC15A	**Analytical Method:**	E8151A
Matrix:	Water	**Unit:**	µg/L
Project:	EO-557418	**Sample ID:**	MB/LCS/LCSD-339708

QC Summary Report for E8151A

Analyte	MB Result	MDL	RL	SPK Val	MB IS/SS %REC	MB IS/SS Limits
Acifluorfen	ND	0.53	1.0	-	-	-
Bentazon	ND	0.32	1.0	-	-	-
Chloramben	ND	0.64	1.0	-	-	-
2,4-D (Dichlorophenoxyacetic acid)	ND	0.079	0.20	-	-	-
2,4-DB	ND	0.42	1.0	-	-	-
Dalapon	ND	0.77	1.0	-	-	-
DCPA (mono & diacid)	ND	0.50	1.0	-	-	-
Dicamba	ND	0.074	0.20	-	-	-
3,5-Dichlorobenzoic Acid	ND	0.24	1.0	-	-	-
Dichloroprop	ND	0.35	1.0	-	-	-
Dinoseb (DNBP)	ND	0.30	1.0	-	-	-
MCPA	ND	1.3	2.0	-	-	-
MCPP	ND	1.2	2.0	-	-	-
4-Nitrophenol	ND	0.77	1.0	-	-	-
Pentachlorophenol (PCP)	ND	0.055	0.20	-	-	-
Picloram	ND	0.38	1.0	-	-	-
2,4,5-T (Trichlorophenoxy acetic acid)	ND	0.10	0.20	-	-	-
2,4,5-TP (Silvex)	ND	0.16	0.50	-	-	-
Surrogate Recovery						
DCAA	9.5			10	95	70-130

(Cont.)

CA ELAP 1644 • ORELAP (NELAP) 4033

McCampbell Analytical, Inc.
"When Quality Counts"
1534 Willow Pass Road, Pittsburg, CA 94565-1701
Toll Free Telephone: (877) 252-9262 / Fax: (925) 252-9269
http://www.mccampbell.com / E-mail: main@mccampbell.com

Quality Control Report

Client:	Enthalpy Analytical	**WorkOrder:**	2604A49
Date Prepared:	04/15/2026	**BatchID:**	339708
Date Analyzed:	04/15/2026	**Extraction Method:**	E8151A
Instrument:	GC15A	**Analytical Method:**	E8151A
Matrix:	Water	**Unit:**	µg/L
Project:	EO-557418	**Sample ID:**	MB/LCS/LCSD-339708

QC Summary Report for E8151A

Analyte	LCS Result	LCSD Result	SPK Val	LCS %REC	LCSD %REC	LCS/LCSD Limits	RPD	RPD Limit
Acifluorfen	8.9	9.4	10	89	94	70-130	5.51	30
Bentazon	9.7	10	10	97	104	70-130	6.56	30
Chloramben	11	11	10	107	113	70-130	5.77	30
2,4-D (Dichlorophenoxyacetic acid)	8.8	9.3	10	88	93	70-130	5.84	30
2,4-DB	9.6	10	10	96	102	70-130	6.95	30
Dalapon	8.7	9.3	10	87	93	70-130	6.41	30
DCPA (mono & diacid)	8.6	9.2	10	86	92	70-130	6.36	30
Dicamba	9.0	9.5	10	90	95	70-130	5.56	30
3,5-Dichlorobenzoic Acid	8.9	9.5	10	89	95	70-130	5.72	30
Dichloroprop	8.6	9.1	10	86	91	70-130	5.85	30
Dinoseb (DNBP)	9.1	9.5	10	91	95	70-130	5.08	30
MCPA	110	120	100	108	116	70-130	7.12	30
MCPP	87	96	100	87	96	70-130	9.63	30
4-Nitrophenol	7.1	7.4	10	71	74	70-130	3.52	30
Pentachlorophenol (PCP)	9.1	9.6	10	91	96	70-130	5.47	30
Picloram	8.6	9.2	10	86	92	70-130	6.42	30
2,4,5-T (Trichlorophenoxy acetic acid)	9.0	9.6	10	90	96	70-130	6.09	30
2,4,5-TP (Silvex)	9.2	9.8	10	92	98	70-130	6.15	30
Surrogate Recovery								
DCAA	9.1	9.7	10	91	97	70-130	6.29	30

McCampbell Analytical, Inc.
"When Quality Counts"
1534 Willow Pass Road, Pittsburg, CA 94565-1701
Toll Free Telephone: (877) 252-9262 / Fax: (925) 252-9269
http://www.mccampbell.com / E-mail: main@mccampbell.com

Quality Control Report

Client:	Enthalpy Analytical	**WorkOrder:**	2604A49
Date Prepared:	04/17/2026	**BatchID:**	340000
Date Analyzed:	04/17/2026	**Extraction Method:**	RSK175
Instrument:	GC26	**Analytical Method:**	RSK175
Matrix:	Water	**Unit:**	µg/L
Project:	EO-557418	**Sample ID:**	MB/LCS/LCSD-340000

QC Summary Report for RSK175

Analyte	MB Result	MDL	RL			
Carbon Dioxide	ND	50	50	-	-	-

Analyte	LCS Result	LCSD Result	SPK Val	LCS %REC	LCSD %REC	LCS/LCSD Limits	RPD	RPD Limit
Carbon Dioxide	150	150	187.2	82	81	70-130	1.61	30

McCampbell Analytical, Inc.
"When Quality Counts"

1534 Willow Pass Road, Pittsburg, CA 94565-1701
Toll Free Telephone: (877) 252-9262 / Fax: (925) 252-9269
http://www.mccampbell.com / E-mail: main@mccampbell.com

Certified Analyte List

Client: Enthalpy Analytical **WorkOrder:** 2604A49

Project: EO-557418

Analyte	Cert 1	Cert 2	Cert 3	Cert 4	Cert 5	Analytical Method	Matrix
2,4,5-T (Trichlorophenoxy acetic acid)	◉	◉	○	○	○	E8151A	Water
2,4,5-TP (Silvex)	◉	◉	○	○	○	E8151A	Water
2,4-D (Dichlorophenoxyacetic acid)	◉	◉	○	○	○	E8151A	Water
2,4-DB	◉	◉	○	○	○	E8151A	Water
3,5-Dichlorobenzoic Acid	○	◉	○	○	○	E8151A	Water
4-Nitrophenol	◉	◉	○	○	○	E8151A	Water
Acifluorfen	○	◉	○	○	○	E8151A	Water
Bentazon	○	◉	○	○	○	E8151A	Water
Chloramben	○	◉	○	○	○	E8151A	Water
Dalapon	◉	◉	○	○	○	E8151A	Water
DCPA (mono & diacid)	○	◉	○	○	○	E8151A	Water
Dicamba	◉	◉	○	○	○	E8151A	Water
Dichloroprop	◉	◉	○	○	○	E8151A	Water
Dinoseb (DNBP)	◉	◉	○	○	○	E8151A	Water
MCPA	◉	◉	○	○	○	E8151A	Water
MCPP	◉	◉	○	○	○	E8151A	Water
Pentachlorophenol (PCP)	◉	◉	○	○	○	E8151A	Water
Picloram	○	◉	○	○	○	E8151A	Water

Certifications

Cert 1	CA ELAP 1644
Cert 2	ORELAP (NELAP) 4033

The Certified Analyte Report lists the compounds for which MAI is accredited at the time of issuance. Although MAI holds multiple accreditations, methods with extensive compound lists may not be fully accredited due to state agency availability.

McCampbell Analytical, Inc.
1534 Willow Pass Rd
Pittsburg, CA 94565-1701
(925) 252-9262

CHAIN-OF-CUSTODY RECORD

WorkOrder: 2604A49 **ClientCode: ENO** **QuoteID: 262776**

☐ WaterTrax ☐ CLIP ☐ EDF ☑ EQuIS ☑ Dry-Weight ☑ Email ☐ HardCopy ☐ ThirdParty ☐ J-flag
☑ Detection Summary ☑ **Excel** [A1_Standard _QC]

Report to:
David Tripp
Enthalpy Analytical
931 West Barkley Avenue
Orange, CA 92868
657-581-4710 FAX:

Email: david.tripp@enthalpy.com
cc/3rd Party: incomingreports@enthalpy.com;
PO: 096843
Project: EO-557418

Bill to:
Accounts Payable/Enthalpy SoCal
Montrose Environmental Group
PO Box 842165
Boston, MA 02284-2165
003EL_ap@montrose-env.com

Requested TAT: 5 days;
Date Received: **04/14/2026**
Date Logged: **04/14/2026**

Lab ID	ClientSampID	Matrix	Collection Date	Hold	Requested Tests (See legend below)											
					1	2	3	4	5	6	7	8	9	10	11	12
2604A49-001	SOUTH BASIN - WESTERN INLET	Water	4/11/2026 15:03	☐	A	A	B									

Test Legend:

1	8151_W	2	PRDisposal Fee	3	RSK175_CO2_W	4	
5		6		7		8	
9		10		11		12	

Project Manager: Jena Alfaro

Prepared by: Emily Perez

Comments:

NOTE: Soil samples are discarded 60 days after receipt unless other arrangements are made (Water samples are 30 days).
Hazardous samples will be returned to client or disposed of at client expense.

McCampbell Analytical, Inc.
"When Quality Counts"

1534 Willow Pass Road, Pittsburg, CA 94565-1701
Toll Free Telephone: (877) 252-9262 / Fax: (925) 252-9269
http://www.mccampbell.com / E-mail: main@mccampbell.com

WORK ORDER SUMMARY

Client Name: ENTHALPY ANALYTICAL
Client Contact: David Tripp
Contact's Email: david.tripp@enthalpy.com

Project: EO-557418
Comments

Work Order: 2604A49
QC Level: LEVEL 2
Date Logged: 4/14/2026

☐ WaterTrax ☐ CLIP ☐ EDF ☑ Excel ☐ EQuIS ☑ Email ☐ HardCopy ☐ ThirdParty ☐ J-flag

LabID	ClientSampID	Matrix	Test Name	Cont./ Comp.	Bottle & Preservative	U**	Head Space	Dry-Weight	Collection Date & Time	TAT	Test Due Date	Sediment Content	Hold	Sub Out
001A	SOUTH BASIN - WESTERN INLET	Water	E8151A (Chlorinated Herbicides)	1		☐	☐	☐	4/11/2026 15:03	5 days	4/21/2026	2%+	☐	☐
001B	SOUTH BASIN - WESTERN INLET	Water	RSK175 (CO2)	2		☐	☐	☐	4/11/2026 15:03	5 days	4/21/2026	2%+	☐	☐

NOTES: *** STLC and TCLP extractions require 2 days to complete; therefore, all TATs begin after the extraction is completed (i.e., One-day TAT yields results in 3 days from sample submission).**

- ISM prep requires 5 to 10 days to complete; therefore, all TATs begin after the extraction is completed (i.e., One-day TAT yields results in 6 to 11 days from sample submission). Due date listed on WO summary will not accurately reflect the time needed for sample preparation.

- Organic extracts are held for 40 days before disposal; Inorganic extract are held for 30 days.

- MAI assumes that all material present in the provided sampling container is considered part of the sample - MAI does not exclude any material from the sample prior to sample preparation unless requested in writing by the client.

U = An unpreserved container was received for a method that suggests a preservation in order to extend hold time for analysis.**

Cont./Comp. = Containers /Composites

2604A49

ENTHALPY ANALYTICAL

931 West Barkley Ave
Orange, CA 92868
(714) 771-6900

Subcontract Laboratory:
McCampbell Analytical, Inc.
1534 Willow Pass Rd.
Pittsburg, CA 94565
ATTN: Quote ID: 262776
PO #: PO-096843

Enthalpy Order: EO-557418
PM: David Tripp
Email: david.tripp@enthalpy.com
CC: incomingreports@enthalpy.com
Phone: 657-581-4710

Results Due: 04/2126
Report Level: II
Report To: MDL
EDDs: Standard Excel EDD

Notes:
CHIQUITA Stormwater - No dilutions please unless absolutely necessary due to matrix or other technically valid reason, requiring clear, technical explanation in your Case Narrative for client's regulator (CA-RWQCB). Hold time rush, please, only if necessary.

Sample ID	Collected	Lab ID	# Cont.	Matrix	Analysis Requested	Comment
SOUTH BASIN - WESTERN INLET	11-APR-2026 15:03	557418-001	1	Water	EPA 8151A Chlorinated Herbicides	
			2	Water	RSK-175 CO2	

Notes:	Relinquished By:	Received By:
	[signature]	
	Date: 4·13·26 15:00	Date:
		Emily R 4/14/24 0909
	Date:	Date:
	Date:	Date:

FedEx: 870623733750

McCampbell Analytical, Inc.
"When Quality Counts"

1534 Willow Pass Road, Pittsburg, CA 94565-1701
Toll Free Telephone: (877) 252-9262 / Fax: (925) 252-9269
http://www.mccampbell.com / E-mail: main@mccampbell.com

Sample Receipt Checklist

Client Name:	**Enthalpy Analytical**	Date and Time Received:	**4/14/2026 09:09**
Project:	**EO-557418**	Date Logged:	**4/14/2026**
		Received by:	
WorkOrder №:	**2604A49** Matrix:	Logged by:	Emily Perez
Carrier:	FedEx		

Chain of Custody (COC) Information

Chain of custody present?	Yes	☑	No	☐		
Chain of custody signed when relinquished and received?	Yes	☑	No	☐		
Chain of custody agrees with sample labels?	Yes	☑	No	☐		
Sample IDs noted by Client on COC?	Yes	☑	No	☐		
Date and Time of collection noted by Client on COC?	Yes	☑	No	☐		
Sampler's name noted on COC?	Yes	☑	No	☐		
COC agrees with Quote?	Yes	☑	No	☐	NA	☐
COC quote is active?	Yes	☑	No	☐	NA	☐

Sample Receipt Information

Custody seals intact on shipping container/cooler?	Yes	☐	No	☐	NA	☑
Custody seals intact on sample bottles?	Yes	☐	No	☐	NA	☑
Shipping container/cooler in good condition?	Yes	☑	No	☐		
Samples in proper containers/bottles?	Yes	☑	No	☐		
Sample containers intact?	Yes	☑	No	☐		
Sufficient sample volume for indicated test?	Yes	☑	No	☐		

Sample Preservation and Hold Time (HT) Information

All samples received within holding time?	Yes	☑	No	☐	NA	☐
Samples Received on Ice?	Yes	☑	No	☐		
(Ice Type: WET ICE)						
Sample/Temp Blank temperature	Temp: 2.5°C				NA	☐
ZHS conditional analyses: VOA meets zero headspace requirement (VOCs, TPHg/BTEX, RSK)?	Yes	☐	No	☐	NA	☑
Sample labels checked for correct preservation?	Yes	☑	No	☐		
pH acceptable upon receipt (Metal: <2)?	Yes	☐	No	☐	NA	☑

UCMR Samples:

pH tested and acceptable upon receipt (200.7: ≤2; 533: 6 - 8; 537.1: 6 - 8)?	Yes	☐	No	☐	NA	☑
Free Chlorine tested and acceptable upon receipt (<0.1mg/L) [not applicable to 200.7]?	Yes	☐	No	☐	NA	☑

Comments:

Laboratory Job Number 557418

Subcontracted Products

Onterris Laboratories - El Dorado Hills

May 08, 2026

Onterris - El Dorado Hills
Work Order No. 2604126

Mr. David Tripp
Onterris Laboratories - Orange
931 W. Barkley Avenue
Orange, CA 92868

Dear Mr. Tripp,

Enclosed are the results for the sample set received at Onterris - EDH on April 14, 2026 under your Project Name 'EO-557418'.

Onterris- EDH is committed to serving you effectively. If you require additional information, please contact me at 916-673-1520 or by email at mark.rein@onterris.com.

Thank you for choosing Onterris - EDH as part of your analytical support team.

Sincerely,



Mark Rein
Project Manager

Onterris - EDH certifies that the report herein meets all the requirements set forth by NELAP for those applicable test methods. Results relate only to the samples as received by the laboratory. This report should not be reproduced except in full without the written approval of Onterris -EDH .

Onterris - EDH Work Order No. 2604126
Case Narrative

Sample Condition on Receipt:

One water sample was received and stored securely in accordance with Onterris - EDH standard operating procedures and EPA methodology. The sample was received in good condition and within the method temperature requirements.

Analytical Notes:

EPA Method 8290A

The sample was extracted and analyzed for 2,3,7,8-TCDD by EPA Method 8290A using a ZB-DIOXIN GC column.

Holding Times

The method holding time criteria was met for the sample.

Quality Control

The Initial Calibration and Continuing Calibration Verifications met the method acceptance criteria.

A Method Blank and Ongoing Precision and Recovery (OPR) sample were extracted and analyzed with the preparation batch. No analytes were detected above the sample quantitation limits in the Method Blank. The OPR recoveries were within the method acceptance criteria.

Labeled standard recoveries for all QC and field samples were within method acceptance criteria.

TABLE OF CONTENTS

Case Narrative..... 1

Table of Contents..... 3

Sample Inventory..... 4

Analytical Results..... 5

Qualifiers..... 9

Certifications..... 10

Sample Receipt..... 11

Sample Inventory Report

Sample ID	Client Sample ID	Sampled	Received	Components/Containers
2604126-01	SOUTH BASIN - WESTERN INLET	11-Apr-26 15:03	14-Apr-26 10:03	Amber Glass NM Bottle, 1L

ANALYTICAL RESULTS

Sample ID: Method Blank

EPA Method 8290A

Client Data		Laboratory Data			
Name:	Onterris Laboratories - Orange	Lab Sample:	B26E056-BLK1		
Project:	EO-557418	QC Batch:	B26E056	Date Extracted:	05-May-26
Matrix:	Aqueous	Sample Size:	0.500 L	Column:	ZB-DIOXIN

Analyte	Conc. (pg/L)	MDL	RL	Qualifiers	Analyzed	Dilution
2,3,7,8-TCDD	ND	3.56	10.0		07-May-26 02:25	1

Labeled Standards	Type	% Recovery	Limits	Qualifiers	Analyzed	Dilution
13C-2,3,7,8-TCDD	IS	80.1	40 - 135		07-May-26 02:25	1
37Cl-2,3,7,8-TCDD	CRS	85.2	40 - 135		07-May-26 02:25	1

MDL - Method Detection Limit
RL - Reporting limit

Results reported to MDL.

Sample ID: OPR **EPA Method 8290A**

Client Data

Name: Onterris Laboratories - Orange
Project: EO-557418
Matrix: Aqueous

Laboratory Data

Lab Sample: B26E056-BS1
QC Batch: B26E056 Date Extracted: 05-May-26 03:24
Sample Size: 0.500 L Column: ZB-DIOXIN

Analyte	Amt Found (pg/L)	Spike Amt	% Recovery	Limits	Qualifiers	Analyzed	Dilution
2,3,7,8-TCDD	385	400	96.2	70-130		07-May-26 00:09	1
Labeled Standards	**Type**		**% Recovery**	**Limits**	**Qualifiers**	**Analyzed**	**Dilution**
13C-2,3,7,8-TCDD	IS		76.0	40-135		07-May-26 00:09	1
37Cl-2,3,7,8-TCDD	CRS		83.2	40-135		07-May-26 00:09	1

Sample ID: SOUTH BASIN - WESTERN INLET

EPA Method 8290A

Client Data

Name:	Onterris Laboratories - Orange
Project:	EO-557418
Matrix:	Water
Date Collected:	11-Apr-26 15:03

Laboratory Data

Lab Sample:	2604126-01	Date Received:	14-Apr-26 10:03
QC Batch:	B26E056	Date Extracted:	05-May-26
Sample Size:	0.501 L	Column:	ZB-DIOXIN

Analyte	Conc. (pg/L)	MDL	RL	Qualifiers	Analyzed	Dilution
2,3,7,8-TCDD	ND	3.55	9.99		07-May-26 03:56	1

Labeled Standards	Type	% Recovery	Limits	Qualifiers	Analyzed	Dilution
13C-2,3,7,8-TCDD	IS	77.1	40 - 135		07-May-26 03:56	1
37Cl-2,3,7,8-TCDD	CRS	85.5	40 - 135		07-May-26 03:56	1

MDL - Method Detection Limit
RL - Reporting limit

Results reported to MDL.

DATA QUALIFIERS & ABBREVIATIONS

B	Compound was also detected in the method blank
Conc.	Concentration
CRS	Cleanup Recovery Standard
D	Dilution
DL	Detection Limit
E	Concentration exceeded the calibration range
EDL	Estimated Detection Limit
EMPC	Estimated Maximum Possible Concentration
H	Recovery and/or RPD was outside laboratory acceptance limits
I	Chemical Interference
IS	Internal Standard
J	Estimated Concentration below the Reporting Limit/LOQ
LOD	Limit of Detection
LOQ	Limit of Quantitation
MDL	Method Detection Limit
NA	Not Applicable
ND	Not Detected
OPR	Ongoing Precision and Recovery sample
P	Concentration may include contribution from chlorinated diphenyl ether(s).
Q	Ion transition ratio is outside of the acceptance criteria.
RL	Reporting Limit (MRL)
TEQ	Toxic Equivalency, sum of the toxic equivalency factors (TEF) multiplied by the sample concentrations.
TEQMax	TEQ calculated using the detection limit as the concentration for non-detects
TEQMin	TEQ calculated using zero as the concentration for non-detects
TEQRisk	TEQ calculated using ½ the detection limit as the concentration for non-detects
U	Not Detected (specific projects only)
*	See Cover Letter

Unless otherwise noted, solid sample results are reported in dry weight. Tissue samples are reported in wet weight.

Onterris - EDH Certifications

Accrediting Authority	Certificate Number
Alaska Department of Environmental Conservation	17-013
California Department of Health - ELAP	2892
DoD ELAP - A2LA Accredited - ISO/IEC 17025	3091.01
Florida Department of Health	E87777
Louisiana Department of Environmental Quality	01977
Maine Department of Health	2020018
Michigan Department of Environmental Quality	9932
Minnesota Department of Health	2211390
Nevada Division of Environmental Protection	CA00413
New Hampshire Environmental Accreditation Program	207721
New Jersey Department of Environmental Protection	CA003
New York Department of Health	11411
Ohio Environmental Protection Agency	87778
Oregon Laboratory Accreditation Program	4042-021
Texas Commission on Environmental Quality	T104704189-22-13
Vermont Department of Health	VT-4042
Virgnia Department of General Services	11276
Washington Department of Ecology	C584
Wisconsin Department of Natural Resources	998036160

Current certificates and lists of licensed parameters can be found at Onterris.com/Resources/Accreditations

ENTHALPY ANALYTICAL

931 West Barkley Ave
Orange, CA 92868
(714) 771-6900

Subcontract Laboratory:
Enthalpy - El Dorado Hills
1104 Windfield Way
El Dorado Hills, CA 95762
ATTN: Mark Rein
PO #: Required, to be sent via email

Enthalpy Order: EO-557418
PM: David Tripp
Email: david.tripp@enthalpy.com
CC: incomingreports@enthalpy.com
Phone: 657-581-4710

Results Due: Standard TAT (15wd)
Report Level: II
Report To: MDL
EDDs: BLDR:Enthalpy (the normal EDD you send to Orange)

2604126
2.4°C

Notes:
CHIQUITA Stormwater - 15wd TAT or less if at all possible. No decanting. No dilutions unless absolutely necessary due to matrix or other technically valid reason.

Sample ID	Collected	Lab ID	# Cont.	Matrix	Analysis Requested	Comment
SOUTH BASIN - WESTERN INLET	11-APR-2026 15:03	557418-001	1	Water	EPA 8290 - 2,3,7,8-TCDD Only	

Notes:	Relinquished By:	Received By:
	[signature]	[signature]
	Date: 4-13-26 15:00	Date: 04/14/26 10:00
	Date:	Date:
	Date:	Date:

CoC/Label Reconciliation Report WO# 2604126

LabNumber	CoC Sample ID	SampleAlias	Sample Date/Time	Container	BaseMatrix	Sample Comments
2604126-01	A SOUTH BASIN - WESTERN INLET ☑ A	557418-001	11-Apr-26 15:03 ☑	Amber Glass NM Bottle, 1L	Aqueous	

Checkmarks indicate that information on the COC reconciled with the sample label.
Any discrepancies are noted in the following columns.

CONDITION	Yes	No	NA
Sample Container Intact?	✓		
Sample Container(s) Custody Seals Intact?			✓
Custody Seals On Cooler Intact?			✓
Adequate Sample Volume?	✓		
Container Type Appropriate for Analysis(es)?	✓		

Comments:
(A- No Back up volume.

Preservation Documented: Na2S2O3 Trizma NH4CH3CO2 (None) Other

Verifed by/Date: XA 04/14/26.
FYA 04/14/26

Onterris
931 West Barkley Ave
Orange, CA 92868
(714) 771-6900

onterris.com

Lab Job Number : 557419
Report Level : II
Report Date : 05/06/2026

Analytical Report *prepared for:*

Matt Breuer
Waste Connections
Chiquita Canyon Landfill
29201 Henry Mayo Drive
Castaic, CA 91384

Project: CCLF STORMWATER - Chiquita Canyon Stormwater

Authorized for release by:

David Tripp, Senior Project Manager
657-581-4710
david.tripp@onterris.com

This data package has been reviewed for technical correctness and completeness. Release of this data has been authorized by the Laboratory Manager or the Manager's designee, as verified by the above signature which applies to this PDF file as well as any associated electronic data deliverable files. The results contained in this report meet all requirements of NELAP and pertain only to those samples which were submitted for analysis. This report may be reproduced only in its entirety.

CA ELAP# 1338, CA ELAP #1338-S1, NELAP# 4038, SCAQMD LAP# 18LA0518, LACSD ID# 10105, ORELAP# 4197

Onterris ENTHALPY ANALYTICAL

Sample Summary

Matt Breuer Waste Connections Chiquita Canyon Landfill 29201 Henry Mayo Drive Castaic, CA 91384	Lab Job #: Project No: Location: Date Received:	557419 CCLF STORMWATER Chiquita Canyon Stormwater 04/12/26

Sample ID	Lab ID	Collected	Matrix
SOUTH BASIN - WESTERN INLET	557419-001	04/12/26 07:30	Water
SOUTH BASIN - EASTERN INLET	557419-002	04/12/26 07:40	Water

Onterris ENTHALPY ANALYTICAL

Case Narrative

Waste Connections Chiquita Canyon Landfill 29201 Henry Mayo Drive Castaic, CA 91384 Matt Breuer	Lab Job Number: 557419 Project No: CCLF STORMWATER Location: Chiquita Canyon Stormwater Date Received: 04/12/26

- This data package contains sample and QC results for two water samples, requested for the above referenced project on 04/12/26. The samples were received in good condition.
- EPA 1664A, EPA 200.7, EPA 200.8, EPA 245.1, EPA 300.0, EPA 350.1, EPA 420.1, EPA 625.1, EPA 8081A, EPA 8082, EPA 8270C-SIM, EPA 8270E, SM 4500-CN-E, SM 4500-S2-D, SM 5310B, SM 9221B, SM 9221F, SM2130B, SM2320B, SM2510B, SM2540C, SM2540D, SM5210B, and SM5220D analyses were performed at 931 West Barkley Ave, Orange, CA, 92868.
- EPA 8260B analysis was performed at 2532 E Cerritos Ave., Anaheim, CA, 92806.

Volatile Organics by GC/MS (EPA 8260B):

- SOUTH BASIN - WESTERN INLET (lab # 557419-001) and SOUTH BASIN - EASTERN INLET (lab # 557419-002) had pH greater than 2.
- No other analytical problems were encountered.

Semivolatile Organics by GC/MS (EPA 8270E):

No analytical problems were encountered.

Semivolatile Organics by GC/MS (EPA 625.1):

- High response was observed for benzoic acid in the CCV analyzed 04/13/26 13:25; this analyte was not detected at or above the RL in the associated samples, and affected data was qualified with "b".
- Low surrogate recovery was observed for phenol-d6 in SOUTH BASIN - WESTERN INLET (lab # 557419-001).
- Low surrogate recovery was observed for terphenyl-d14 in SOUTH BASIN - WESTERN INLET (lab # 557419-001).
- No other analytical problems were encountered.

Semivolatile Organics by GC/MS SIM (EPA 8270C-SIM):

No analytical problems were encountered.

Pesticides (EPA 8081A):

No analytical problems were encountered.

Total Organic Carbon by IR (SM 5310B):

No analytical problems were encountered.

PCBs (EPA 8082):

No analytical problems were encountered.

Metals (EPA 200.7, EPA 200.8, and EPA 245.1):

- Low recoveries were observed for boron in the MS/MSD of SOUTH BASIN - WESTERN INLET (lab # 557419-001); the LCS was within limits, and the associated RPD was within limits.
- Barium, nickel, and antimony were detected between the MDL and the RL in the method blank for batch 400642; these analytes were either not detected in samples at or above the RL, or detected at a level at least 10 times that of the blank.
- No other analytical problems were encountered.

Ion Chromatography (EPA 300.0):

- High recoveries were observed for a number of analytes in the MS of SOUTH BASIN - WESTERN INLET (lab # 557418-001); the LCS was within limits, and the associated RPDs were within limits.
- Responses exceeding the instrument's linear range were observed for sulfate in the MS/MSD of SOUTH BASIN - WESTERN INLET (lab # 557418-001); affected data was qualified with "E".
- No other analytical problems were encountered.

Conductivity (SM2510B):
No analytical problems were encountered.

Total Oil & Grease (HEM) (EPA 1664A):

- Matrix spikes were not performed for this analysis due to insufficient sample volume.
- No analytical problems were encountered.

Total Phenolics (EPA 420.1):
No analytical problems were encountered.

Alkalinity (SM2320B):
No analytical problems were encountered.

Sulfide (SM 4500-S2-D):
No analytical problems were encountered.

Total Dissolved Solids (TDS) (SM2540C):
No analytical problems were encountered.

Total Suspended Solids (TSS) (SM2540D):

- High RPD was observed for total suspended solids in the SDUP for batch 400598; the parent sample was not a project sample.
- No other analytical problems were encountered.

Chemical Oxygen Demand (SM5220D):
No analytical problems were encountered.

Biochemical Oxygen Demand (SM5210B):
No analytical problems were encountered.

Turbidity (SM2130B):
No analytical problems were encountered.

Cyanide - Semi-Automated Method (SM 4500-CN-E and SM 4500-CN-E):
No analytical problems were encountered.

Coliform - 9221 Tests (SM 9221B and SM 9221F):
No analytical problems were encountered.

Ammonia and TKN- Semi-Automated Method (SM 4500-NH3-G):

- The 2nd source standard for ammonia was expired. To meet the hold time and TAT, the standard was used for the analysis of NH3. The ICV was analyzed against the ICAL primary source. Additionally, both the LCS primary source recovery and the secondary source recovery were within acceptance criteria. Therefore, the data quality was not impacted, and the results have been reported. In addition, [557148-003] for [Ammonia] was received in the correct container with the correct preservative. However, the preservation was insufficient as defined by the method. This sample was adjusted in the lab, prior to analysis to a [pH <2] with [0.2 mL] of [H2SO4 S27044] per method and SOP. Insufficient preservation may contribute to a low bias result.
- No analytical problems were encountered.

Organophosphorus Pesticides (EPA 8141A):
Pace Laboratories in Bakersfield, CA performed the analysis (see sublab report section for certifications). Please see the Pace Laboratories case narrative.

8151A Chlorinated Herbicides (EPA 8151A):
McCampbell Analytical, Inc. in Pittsburg, CA performed the analysis (NELAP certified). Please see the McCampbell Analytical, Inc. case narrative.

RSK-175 CO2 (RSK-175):
McCampbell Analytical, Inc. in Pittsburg, CA performed the analysis (see sublab report section for certifications). Please see the McCampbell Analytical, Inc. case narrative.

Dioxins & Furans (EPA 8290):
Enthalpy - El Dorado Hills in El Dorado Hills, CA performed the analysis (see sublab report section for certifications). Please see the Enthalpy - El Dorado Hills case narrative.

ENTHALPY ANALYTICAL

Chain of Custody Record

Lab No: 557419

Page: 1 of 3

Turn Around Time (rush by advanced notice only)

Standard:		5 Day:		3 Day:	
2 Day:		1 Day:	X	Custom TAT:	

Enthalpy Analytical - Orange

931 W. Barkley Avenue, Orange, CA 92868

Phone 714-771-6900

Matrix: A = Air S = Soil/Solid W = Water DW = Drinking Wate SD = Sediment PP = Pure Product SEA = Sea Water SW = Swab T = Tissue WP = Wipe O = Other

Preservatives: 1 = $Na_2S_2O_3$ 2 = HCl 3 = HNO_3 4 = H_2SO_4 5 = NaOH 6 = Other

Sample Receipt Temp: 4.0 | 5.3 | 4.4 | 3.3 / 4.4 | 5.7 | 4.8 | 3.7 IR15 TO4 (lab use only)

CUSTOMER INFORMATION		PROJECT INFORMATION	
Company:	Chiquita Canyon, LLC	Name:	Stormwater Outlet
Report To:	Matt Breuer	Number:	
Email:	matthew.breuer@wasteconnection	P.O. #:	
Address:	29201 Henry Mayo Drive	Address:	29201 Henry Mayo Drive
	Castaic, CA 91384		Castaic, CA 91384
Phone:	682-559-3880	Global ID:	
Fax:		Sampled By:	CH, GA, ST

	Sample ID	Sampling Date	Sampling Time	Matrix	Container No. / Size	Pres.	200.7/200.8 Metals (see comments)	245.1 Mercury	4500-CN-E Cyanide	8081 Pesticides / 8082 PCBs	8141 Organophosphorous Pesticides	8151 Herbicides	8260 VOCs	8260 Acrolein/Acrylonitrile	8270C	8290 2,3,7,8-TCDD	Test Instructions / Comments
1	South Basin - Western Inlet	04/12/26	0730	W	31	1,2,4,6	X	X	X	X	X	X	X	X	X	X	Temp: 16.1°C, pH 8.47
2	South Basin - Eastern Inlet	04/12/26	0740	W	31	1,2,4,6	X	X	X	X	X	X	X	X	X	X	Temp: 15.6°C, pH 8.42
3																	
4																	
5																	
6																	
7																	
8																	
9																	
10																	

Test Instructions / Comments

200.8 - Ag, As, B, Ba, Be, Cd, Co, Cr, Cu, Ni, Mn, Pb, Sb, Se, Sn, Tl, V, Zn
200.7 - Fe, Ca, K, Mg, Na

Additional email recipients:
matt.breuer@wasteconnections.com
stormwater@wasteconnections.com
tmb@swteng.com
aav@swteng.com

Direct invoices to:
Maribel Bolanos
(661) 257-3665

Login 557419

	Signature	Print Name	Company / Title	Date / Time
[1] Relinquished By:		Caleb Hercyk	CTEH	4/12/26 1146
[1] Received By:		JETH CO	ENTHALPY	04/12/26 1147
[2] Relinquished By:				
[2] Received By:				
[3] Relinquished By:				
[3] Received By:				

ENTHALPY ANALYTICAL

Chain of Custody Record

Lab No: 557419

Page: 2 of 3

Turn Around Time (rush by advanced notice only)					
Standard:		5 Day:		3 Day:	
2 Day:		1 Day:	X	Custom TAT:	

Enthalpy Analytical - Orange

931 W. Barkley Avenue, Orange, CA 92868

Phone 714-771-6900

Matrix: A = Air S = Soil/Solid W = Water DW = Drinking Wate SD = Sediment PP = Pure Product SEA = Sea Water SW = Swab T = Tissue WP = Wipe O = Other

Preservatives: 1 = $Na_2S_2O_3$ 2 = HCl 3 = HNO_3 4 = H_2SO_4 5 = NaOH 6 = Other

Sample Receipt Temp: (lab use only)

CUSTOMER INFORMATION		PROJECT INFORMATION	
Company:	Chiquita Canyon, LLC	Name:	Stormwater Outlet
Report To:	Matt Breuer	Number:	
Email:	matthew.breuer@wasteconnection	P.O. #:	
Address:	29201 Henry Mayo Drive	Address:	29201 Henry Mayo Drive
	Castaic, CA 91384		Castaic, CA 91384
Phone:	682-559-3880	Global ID:	
Fax:		Sampled By:	CH, GA, ST

	Sample ID	Sampling Date	Sampling Time	Matrix	Container No. / Size	Pres.	SM4500-S2-D Total Sulfide	420.1 Total Phenolics	1664A Oil and Grease	9221B Tota Coliform	9221F E. Coli	300.0 Cl, Br, Fl, NO3, NO2, SO4	2540D TSS	5310B TOC	8270 SIM 1,4-Dioxane	SM2320B Alkalinity	Test Instructions / Comments
1	South Basin - Western Inlet	04/12/26	0730	W	31	1,2,4,6	X	X	X	X	X	X	X	X	X	X	Temp: 16.1°C, pH 8.47
2	South Basin - Eastern Inlet	04/12/26	0740	W	31	1,2,4,6	X	X	X	X	X	X	X	X	X	X	Temp: 15.6°C, pH 8.42
3																	
4																	
5																	
6																	
7																	
8																	
9																	
10																	

Additional email recipients:
matt.breuer@wasteconnections.com
stormwater@wasteconnections.com
tmb@swteng.com
aav@swteng.com

Direct invoices to:
Maribel Bolanos
(661) 257-3665

	Signature	Print Name	Company / Title	Date / Time
[1] Relinquished By:		Caleb Hercyk	CTEH	4/12/26 1145
[1] Received By:		JETH CO	ENTHALPY	04/12/26 1147
[2] Relinquished By:				
[2] Received By:				
[3] Relinquished By:				
[3] Received By:				

ENTHALPY ANALYTICAL

Chain of Custody Record

Lab No: 557419

Page: 3 of 3

Turn Around Time (rush by advanced notice only)

Standard:		5 Day:		3 Day:	
2 Day:		1 Day:	X	Custom TAT:	

Enthalpy Analytical - Orange

931 W. Barkley Avenue, Orange, CA 92868

Phone 714-771-6900

Matrix: A = Air S = Soil/Solid W = Water DW = Drinking Wate SD = Sediment PP = Pure Product SEA = Sea Water SW = Swab T = Tissue WP = Wipe O = Other

Preservatives: 1 = $Na_2S_2O_3$ 2 = HCl 3 = HNO_3 4 = H_2SO_4 5 = NaOH 6 = Other

Sample Receipt Temp: (lab use only)

CUSTOMER INFORMATION		PROJECT INFORMATION	
Company:	Chiquita Canyon, LLC	Name:	Stormwater Outlet
Report To:	Matt Breuer	Number:	
Email:	matthew.breuer@wasteconnection	P.O. #:	
Address:	29201 Henry Mayo Drive	Address:	29201 Henry Mayo Drive
	Castaic, CA 91384		Castaic, CA 91384
Phone:	682-559-3880	Global ID:	
Fax:		Sampled By:	CH, GA, ST

	Sample ID	Sampling Date	Sampling Time	Matrix	Container No. / Size	Pres.	SM5220D Chemical Oxygen Demand	SM2510B Specific Conductance	RSK-175 Carbon Dioxide	2540E TDS	SM2130B Turbidity	350.1 Ammonia	625.1 - See Comments	625.1 Alpha-Terpineol	SM5210B BOD		Test Instructions / Comments
1	South Basin - Western Inlet	04/12/26	0730	W	31	1,2,4,6	X	X	X	X	X	X	X	X	X		Temp: 16.1°C, pH 8.47
2	South Basin - Eastern Inlet	04/12/26	0740	W	31	1,2,4,6	X	X	X	X	X	X	X	X	X		Temp: 15.6°C, pH 8.42
3																	
4																	
5																	
6																	
7																	
8																	
9																	
10																	

Analysis Request

Test Instructions / Comments

625.1 - Benzoic Acid, Pyridine, Phenol, 2-methylphenol, 3,4-methylphenol, Cresol, Naphthalene, alpha-terpineol

Additional email recipients:
matt.breuer@wasteconnections.com
stormwater@wasteconnections.com
tmb@swteng.com
aav@swteng.com

Direct invoices to:
Maribel Bolanos
(661) 257-3665

	Signature	Print Name	Company / Title	Date / Time
[1] Relinquished By:		Caleb Hercyk	CTEH	4/12/26 1145
[1] Received By:		JETH CO	ENTHALPY	04/12/26 1147
[2] Relinquished By:				
[2] Received By:				
[3] Relinquished By:				
[3] Received By:				

SAMPLE RECEIPT CHECKLIST

Section 1: General Info

Date Received: 04/12/26 WO# 557419 Client: Waste Connections

Section 2: Shipping / Custody **Are custody seals present?** ☐ Yes ☒ No

Custody seals intact on arrival? ■ N/A ☐ Yes ☐ No ☐ On cooler / box ☐ On samples

☐ Courier ■ Walk-In ☐ Field Sampling ☐ Shipping Info: _____

Section 3a: Condition / Packaging ☐ **Outside 0.0 - 6.0°C (0.0 - 10.0°C for microbiology) (PM notified)**

Date Opened 04/12/26 By (initials) JKC Type of ice used: ■ Wet ☐ Blue/Gel ☐ None

☐ Samples received on ice directly from the field; cooling process had begun. (if checked, skip temperatures)

☐ Sample matrix doesn't require cooling (e.g. air, bulk PCB). (if checked, skip temperatures)

If no cooler: Observed/Adjusted Temp (°C): _____ / _____ Thermometer/IR Gun: IR15 CF: +0.4

Cooler Temp (°C) #1: 4.0 / 4.4 #2: 5.3 / 5.7 #3: 4.4 / 4.8 #4: 3.3 / 3.7 #5: ____ / ____ #6: ____ / ____

Section 3b: Microbiology Samples ■ **No microbiology samples submitted (skip 3b)**

☐ Within temp range 0.0 - 10.0°C or received on ice directly from field.

☐ Adequate headspace for microbiology analysis.

Section 3c: Air Samples ■ **No air samples submitted (skip 3c)**

☐ 1.4L Canisters ☐ 6L Canisters ☐ Tedlar Bags ☐ MCE Cassettes ☐ Sorbent Tubes ☐ Other_____

Section 4: Containers / Labels / Samples	YES	NO	N/A
1) Were custody papers present, filled properly, and legible?	X		
2) Is the sampler's name present on the CoC?	X		
3) Were containers received in good condition (unbroken / unopened / uncompromised)?	X		
4) Were the samples bagged? (required for microbiology samples; recommended for soil samples)	X		
5) Were all of, and only, the correct samples received?	X		
6) Are sample labels present, legible, and in agreement with the CoC?	X		
7) Does the container count match the CoC?	X		
8) Was sufficient sample volume / mass received for the analyses requested?	X		
9) Were samples received in proper containers for the analyses requested?	X		
10) Were samples received with > 1/2 holding time remaining?	X		
11) Are samples properly preserved as indicated by CoC / labels?	X		
12) Unpreserved VOAs received - If necessary, was the hold time changed in LIMS?			X
13) Are VOA vials free from headspace/bubbles > 6mm?		X	

Section 5: Explanations / Comments

(If no comments are made, then no discrepancies noted.)

Sample -001 has 1 of 3 HCl preserved VOA vials with headspace > 6mm

Sample -002 has 2 of 3 HCl preserved VOA vials with headspace > 6mm

☐ **No additional discrepancies**

Date Logged 04/12/26 **By (print)** Jeth Co **(sign)** [signature]

Date Labeled 04/12/26 **By (print)** Jeth Co **(sign)** [signature]

Onterris ENTHALPY ANALYTICAL

Analysis Results for 557419

Matt Breuer
Waste Connections
Chiquita Canyon Landfill
29201 Henry Mayo Drive
Castaic, CA 91384

Lab Job #: 557419
Project No: CCLF STORMWATER
Location: Chiquita Canyon Stormwater
Date Received: 04/12/26

Sample ID: SOUTH BASIN - WESTERN INLET | **Lab ID:** 557419-001 | **Matrix:** Water | **Collected:** 04/12/26 07:30

557419-001 Analyte	Result	Qual	Units	RL	MDL	DF	Batch	Prepared	Analyzed	Chemist
Method: EPA 1664A Prep Method: METHOD										
Total Oil and Grease	ND		mg/L	5.0	0.98	1	400576	04/13/26	04/13/26	JAG
Method: EPA 200.7 Prep Method: EPA 3015A										
Calcium	**30**		mg/L	0.10	0.022	1	400637	04/13/26	04/13/26	SBW
Iron	**4.5**		mg/L	0.050	0.027	1	400637	04/13/26	04/13/26	SBW
Magnesium	**4.9**		mg/L	0.10	0.010	1	400637	04/13/26	04/13/26	SBW
Potassium	**17**		mg/L	0.50	0.15	1	400637	04/13/26	04/13/26	SBW
Sodium	**54**		mg/L	0.50	0.017	1	400637	04/13/26	04/13/26	SBW
Method: EPA 200.8 Prep Method: EPA 3015A										
Antimony	**0.82**	J	ug/L	2.0	0.058	1	400642	04/13/26	04/13/26	DXC
Arsenic	**8.3**		ug/L	2.0	0.059	1	400642	04/13/26	04/13/26	DXC
Barium	**46**		ug/L	5.0	0.069	1	400642	04/13/26	04/13/26	DXC
Beryllium	**0.15**	J	ug/L	1.0	0.044	1	400642	04/13/26	04/13/26	DXC
Boron	**180**		ug/L	100	57	10	400642	04/13/26	04/13/26	DXC
Cadmium	ND		ug/L	1.0	0.079	1	400642	04/13/26	04/13/26	DXC
Chromium	**9.5**		ug/L	5.0	0.14	1	400642	04/13/26	04/13/26	DXC
Cobalt	**2.6**		ug/L	1.0	0.033	1	400642	04/13/26	04/13/26	DXC
Copper	**18**		ug/L	3.0	1.4	1	400642	04/13/26	04/13/26	DXC
Lead	**3.2**	J	ug/L	5.0	0.31	1	400642	04/13/26	04/13/26	DXC
Manganese	**68**		ug/L	10	0.62	1	400642	04/13/26	04/13/26	DXC
Nickel	**6.5**		ug/L	5.0	0.13	1	400642	04/13/26	04/13/26	DXC
Selenium	**1.2**	J	ug/L	2.0	0.60	1	400642	04/13/26	04/13/26	DXC
Silver	ND		ug/L	5.0	0.087	1	400642	04/13/26	04/13/26	DXC
Thallium	**0.17**	J	ug/L	1.0	0.031	1	400642	04/13/26	04/13/26	DXC
Tin	ND		ug/L	5.0	0.59	1	400642	04/13/26	04/13/26	DXC
Vanadium	**21**		ug/L	5.0	0.25	1	400642	04/13/26	04/13/26	DXC
Zinc	**38**		ug/L	10	2.1	1	400642	04/13/26	04/13/26	DXC
Method: EPA 245.1 Prep Method: EPA 245.1										
Mercury	ND		ug/L	0.40	0.063	1	400622	04/13/26	04/13/26	MLL
Method: EPA 300.0 Prep Method: METHOD										
Fluoride	**0.98**		mg/L	0.20	0.062	1	400590	04/12/26 13:05	04/12/26 16:02	KUM
Chloride	**19**		mg/L	1.0	0.27	1	400590	04/12/26 13:05	04/12/26 16:02	KUM
Nitrogen, Nitrite	**0.07**	J	mg/L	0.10	0.01	1	400590	04/12/26 13:05	04/12/26 16:02	KUM

Results for any subcontracted analyses are not included in this section.

Analysis Results for 557419

557419-001 Analyte	Result	Qual	Units	RL	MDL	DF	Batch	Prepared	Analyzed	Chemist
Bromide	**0.13**	J	mg/L	0.30	0.049	1	400590	04/12/26 13:05	04/12/26 16:02	KUM
Nitrogen, Nitrate	**0.72**		mg/L	0.10	0.05	1	400590	04/12/26 13:05	04/12/26 16:02	KUM
Sulfate	**55**		mg/L	1.0	0.26	1	400590	04/12/26 13:05	04/12/26 16:02	KUM
Method: EPA 350.1 Prep Method: METHOD										
Ammonia-N	**0.24**		mg/L	0.10	0.068	1	400624	04/13/26	04/13/26	JAK
Method: EPA 420.1 Prep Method: METHOD										
Total Phenolics	**0.086**		mg/L	0.010	0.0056	1	400663	04/13/26	04/13/26	LVL
Method: EPA 625.1 Prep Method: EPA 3510C										
Benzoic acid	**20**	J,b	ug/L	50	11	1	400571	04/13/26	04/13/26	ZFA
2-Methylphenol	ND		ug/L	10	3.2	1	400571	04/13/26	04/13/26	ZFA
Pyridine	ND		ug/L	10	2.8	1	400571	04/13/26	04/13/26	ZFA
Phenol	ND		ug/L	10	2.1	1	400571	04/13/26	04/13/26	ZFA
Naphthalene	ND		ug/L	10	3.6	1	400571	04/13/26	04/13/26	ZFA
3-,4-Methylphenol	ND		ug/L	10	3.0	1	400571	04/13/26	04/13/26	ZFA
Cresol	ND		ug/L	10		1	400571	04/13/26	04/13/26	ZFA
a-Terpineol	ND		ug/L	10	2.1	1	400571	04/13/26	04/13/26	MSS
Surrogates				**Limits**						
2-Fluorophenol	39%		%REC	36-95		1	400571	04/13/26	04/13/26	ZFA
Phenol-d6	27%	*	%REC	28-82		1	400571	04/13/26	04/13/26	ZFA
2,4,6-Tribromophenol	75%		%REC	61-140		1	400571	04/13/26	04/13/26	ZFA
Nitrobenzene-d5	57%		%REC	48-123		1	400571	04/13/26	04/13/26	ZFA
2-Fluorobiphenyl	59%		%REC	51-105		1	400571	04/13/26	04/13/26	ZFA
Terphenyl-d14	64%	*	%REC	65-117		1	400571	04/13/26	04/13/26	ZFA
Method: EPA 8081A Prep Method: EPA 3510C										
alpha-BHC	ND		ug/L	0.05	0.01	0.96	400599	04/12/26	04/12/26	XLY
beta-BHC	ND		ug/L	0.05	0.01	0.96	400599	04/12/26	04/12/26	XLY
gamma-BHC	ND		ug/L	0.05	0.009	0.96	400599	04/12/26	04/12/26	XLY
delta-BHC	ND		ug/L	0.05	0.008	0.96	400599	04/12/26	04/12/26	XLY
Heptachlor	ND		ug/L	0.05	0.01	0.96	400599	04/12/26	04/12/26	XLY
Aldrin	ND		ug/L	0.05	0.02	0.96	400599	04/12/26	04/12/26	XLY
Heptachlor epoxide	ND		ug/L	0.05	0.01	0.96	400599	04/12/26	04/12/26	XLY
Endosulfan I	ND		ug/L	0.05	0.01	0.96	400599	04/12/26	04/12/26	XLY
Dieldrin	ND		ug/L	0.1	0.01	0.96	400599	04/12/26	04/12/26	XLY
4,4'-DDE	ND		ug/L	0.1	0.03	0.96	400599	04/12/26	04/12/26	XLY
Endrin	ND		ug/L	0.1	0.01	0.96	400599	04/12/26	04/12/26	XLY
Endosulfan II	ND		ug/L	0.1	0.01	0.96	400599	04/12/26	04/12/26	XLY
Endosulfan sulfate	ND		ug/L	0.1	0.02	0.96	400599	04/12/26	04/12/26	XLY
4,4'-DDD	ND		ug/L	0.1	0.03	0.96	400599	04/12/26	04/12/26	XLY
Endrin aldehyde	ND		ug/L	0.1	0.03	0.96	400599	04/12/26	04/12/26	XLY
Endrin ketone	ND		ug/L	0.1	0.02	0.96	400599	04/12/26	04/12/26	XLY
4,4'-DDT	ND		ug/L	0.1	0.07	0.96	400599	04/12/26	04/12/26	XLY
Methoxychlor	ND		ug/L	0.1	0.04	0.96	400599	04/12/26	04/12/26	XLY
Toxaphene	ND		ug/L	1.9	0.6	0.96	400599	04/12/26	04/12/26	XLY
Chlordane (Technical)	ND		ug/L	1.0	0.3	0.96	400599	04/12/26	04/12/26	XLY
Surrogates				**Limits**						

Results for any subcontracted analyses are not included in this section.

Analysis Results for 557419

557419-001 Analyte	Result	Qual	Units	RL	MDL	DF	Batch	Prepared	Analyzed	Chemist
TCMX	90%		%REC	29-120		0.96	400599	04/12/26	04/12/26	XLY
Decachlorobiphenyl	123%		%REC	33-132		0.96	400599	04/12/26	04/12/26	XLY
Method: EPA 8082 Prep Method: EPA 3510C										
Aroclor-1016	ND		ug/L	0.48	0.23	0.96	400599	04/12/26	04/12/26	XLY
Aroclor-1221	ND		ug/L	0.48	0.42	0.96	400599	04/12/26	04/12/26	XLY
Aroclor-1232	ND		ug/L	0.48	0.24	0.96	400599	04/12/26	04/12/26	XLY
Aroclor-1242	ND		ug/L	0.48	0.31	0.96	400599	04/12/26	04/12/26	XLY
Aroclor-1248	ND		ug/L	0.48	0.21	0.96	400599	04/12/26	04/12/26	XLY
Aroclor-1254	ND		ug/L	0.48	0.30	0.96	400599	04/12/26	04/12/26	XLY
Aroclor-1260	ND		ug/L	0.48	0.28	0.96	400599	04/12/26	04/12/26	XLY
Aroclor-1262	ND		ug/L	0.48	0.26	0.96	400599	04/12/26	04/12/26	XLY
Aroclor-1268	ND		ug/L	0.48	0.27	0.96	400599	04/12/26	04/12/26	XLY
Surrogates				**Limits**						
Decachlorobiphenyl (PCB)	102%		%REC	28-138		0.96	400599	04/12/26	04/12/26	XLY
Method: EPA 8260B Prep Method: EPA 5030B										
Carbon Disulfide	ND		ug/L	5.0	0.3	1	400639	04/13/26	04/13/26	ZXL
Chloroprene	ND		ug/L	200	0.3	1	400639	04/13/26	04/13/26	ZXL
3-Chloropropene	ND		ug/L	5.0	0.2	1	400639	04/13/26	04/13/26	ZXL
Ethyl methacrylate	ND		ug/L	50	2.4	1	400639	04/13/26	04/13/26	ZXL
Ethanol	ND		ug/L	500	130	1	400639	04/13/26	04/13/26	ZXL
2-Hexanone	ND		ug/L	5.0	0.6	1	400639	04/13/26	04/13/26	ZXL
Isopropanol (IPA)	ND		ug/L	200	40	1	400639	04/13/26	04/13/26	ZXL
Methyl acrylonitrile	ND		ug/L	35	1.3	1	400639	04/13/26	04/13/26	ZXL
Vinyl Acetate	ND		ug/L	50	2.4	1	400639	04/13/26	04/13/26	ZXL
Acrolein	ND		ug/L	200	2.0	1	400639	04/13/26	04/13/26	ZXL
Acrylonitrile	ND		ug/L	10	0.3	1	400639	04/13/26	04/13/26	ZXL
Freon 12	ND		ug/L	5.0	0.2	1	400639	04/13/26	04/13/26	ZXL
Chloromethane	ND		ug/L	5.0	0.1	1	400639	04/13/26	04/13/26	ZXL
Vinyl Chloride	ND		ug/L	5.0	0.1	1	400639	04/13/26	04/13/26	ZXL
Bromomethane	ND		ug/L	5.0	0.3	1	400639	04/13/26	04/13/26	ZXL
Chloroethane	ND		ug/L	5.0	0.05	1	400639	04/13/26	04/13/26	ZXL
Trichlorofluoromethane	ND		ug/L	5.0	0.08	1	400639	04/13/26	04/13/26	ZXL
Iodomethane	ND		ug/L	5.0		1	400639	04/13/26	04/13/26	ZXL
Acetone	ND		ug/L	100	8.8	1	400639	04/13/26	04/13/26	ZXL
Freon 113	ND		ug/L	5.0	0.1	1	400639	04/13/26	04/13/26	ZXL
1,1-Dichloroethene	ND		ug/L	5.0	0.1	1	400639	04/13/26	04/13/26	ZXL
Methylene Chloride	ND		ug/L	10	0.2	1	400639	04/13/26	04/13/26	ZXL
MTBE	ND		ug/L	5.0	0.1	1	400639	04/13/26	04/13/26	ZXL
trans-1,2-Dichloroethene	ND		ug/L	5.0	0.1	1	400639	04/13/26	04/13/26	ZXL
1,1-Dichloroethane	ND		ug/L	5.0	0.07	1	400639	04/13/26	04/13/26	ZXL
2-Butanone	ND		ug/L	10	0.9	1	400639	04/13/26	04/13/26	ZXL
cis-1,2-Dichloroethene	ND		ug/L	5.0	0.09	1	400639	04/13/26	04/13/26	ZXL
2,2-Dichloropropane	ND		ug/L	5.0	0.09	1	400639	04/13/26	04/13/26	ZXL
Chloroform	ND		ug/L	5.0	0.07	1	400639	04/13/26	04/13/26	ZXL
Bromochloromethane	ND		ug/L	5.0	0.1	1	400639	04/13/26	04/13/26	ZXL
1,1,1-Trichloroethane	ND		ug/L	5.0	0.03	1	400639	04/13/26	04/13/26	ZXL
1,1-Dichloropropene	ND		ug/L	5.0	0.08	1	400639	04/13/26	04/13/26	ZXL
Carbon Tetrachloride	ND		ug/L	5.0	0.07	1	400639	04/13/26	04/13/26	ZXL
1,2-Dichloroethane	ND		ug/L	5.0	0.09	1	400639	04/13/26	04/13/26	ZXL

Results for any subcontracted analyses are not included in this section.

Analysis Results for 557419

557419-001 Analyte	Result	Qual	Units	RL	MDL	DF	Batch	Prepared	Analyzed	Chemist
Benzene	ND		ug/L	1.0	0.07	1	400639	04/13/26	04/13/26	ZXL
Trichloroethene	ND		ug/L	5.0	0.05	1	400639	04/13/26	04/13/26	ZXL
1,2-Dichloropropane	ND		ug/L	5.0	0.07	1	400639	04/13/26	04/13/26	ZXL
Bromodichloromethane	ND		ug/L	5.0	0.05	1	400639	04/13/26	04/13/26	ZXL
Dibromomethane	ND		ug/L	5.0	0.1	1	400639	04/13/26	04/13/26	ZXL
4-Methyl-2-Pentanone	ND		ug/L	5.0	0.5	1	400639	04/13/26	04/13/26	ZXL
cis-1,3-Dichloropropene	ND		ug/L	5.0	0.08	1	400639	04/13/26	04/13/26	ZXL
Toluene	ND		ug/L	5.0	0.05	1	400639	04/13/26	04/13/26	ZXL
trans-1,3-Dichloropropene	ND		ug/L	5.0	0.03	1	400639	04/13/26	04/13/26	ZXL
1,1,2-Trichloroethane	ND		ug/L	5.0	0.06	1	400639	04/13/26	04/13/26	ZXL
1,3-Dichloropropane	ND		ug/L	5.0	0.1	1	400639	04/13/26	04/13/26	ZXL
Tetrachloroethene	ND		ug/L	5.0	0.09	1	400639	04/13/26	04/13/26	ZXL
Dibromochloromethane	ND		ug/L	5.0	0.07	1	400639	04/13/26	04/13/26	ZXL
1,2-Dibromoethane	ND		ug/L	5.0	0.07	1	400639	04/13/26	04/13/26	ZXL
Chlorobenzene	ND		ug/L	5.0	0.05	1	400639	04/13/26	04/13/26	ZXL
1,1,1,2-Tetrachloroethane	ND		ug/L	5.0	0.06	1	400639	04/13/26	04/13/26	ZXL
Ethylbenzene	ND		ug/L	5.0	0.04	1	400639	04/13/26	04/13/26	ZXL
m,p-Xylenes	ND		ug/L	5.0	0.1	1	400639	04/13/26	04/13/26	ZXL
o-Xylene	ND		ug/L	5.0	0.06	1	400639	04/13/26	04/13/26	ZXL
Styrene	ND		ug/L	5.0	0.06	1	400639	04/13/26	04/13/26	ZXL
Bromoform	ND		ug/L	5.0	0.08	1	400639	04/13/26	04/13/26	ZXL
Isopropylbenzene	ND		ug/L	5.0	0.06	1	400639	04/13/26	04/13/26	ZXL
1,1,2,2-Tetrachloroethane	ND		ug/L	5.0	0.06	1	400639	04/13/26	04/13/26	ZXL
1,2,3-Trichloropropane	ND		ug/L	5.0	0.09	1	400639	04/13/26	04/13/26	ZXL
Propylbenzene	ND		ug/L	5.0	0.05	1	400639	04/13/26	04/13/26	ZXL
Bromobenzene	ND		ug/L	5.0	0.06	1	400639	04/13/26	04/13/26	ZXL
1,3,5-Trimethylbenzene	ND		ug/L	5.0	0.08	1	400639	04/13/26	04/13/26	ZXL
2-Chlorotoluene	ND		ug/L	5.0	0.07	1	400639	04/13/26	04/13/26	ZXL
4-Chlorotoluene	ND		ug/L	5.0	0.08	1	400639	04/13/26	04/13/26	ZXL
tert-Butylbenzene	ND		ug/L	5.0	0.07	1	400639	04/13/26	04/13/26	ZXL
1,2,4-Trimethylbenzene	ND		ug/L	5.0	0.07	1	400639	04/13/26	04/13/26	ZXL
sec-Butylbenzene	ND		ug/L	5.0	0.06	1	400639	04/13/26	04/13/26	ZXL
para-Isopropyl Toluene	ND		ug/L	5.0	0.05	1	400639	04/13/26	04/13/26	ZXL
1,3-Dichlorobenzene	ND		ug/L	5.0	0.06	1	400639	04/13/26	04/13/26	ZXL
1,4-Dichlorobenzene	ND		ug/L	5.0	0.07	1	400639	04/13/26	04/13/26	ZXL
n-Butylbenzene	ND		ug/L	5.0	0.08	1	400639	04/13/26	04/13/26	ZXL
1,2-Dichlorobenzene	ND		ug/L	5.0	0.04	1	400639	04/13/26	04/13/26	ZXL
1,2-Dibromo-3-Chloropropane	ND		ug/L	5.0	0.3	1	400639	04/13/26	04/13/26	ZXL
1,2,4-Trichlorobenzene	ND		ug/L	5.0	0.1	1	400639	04/13/26	04/13/26	ZXL
Hexachlorobutadiene	ND		ug/L	5.0	0.06	1	400639	04/13/26	04/13/26	ZXL
1,2,3-Trichlorobenzene	ND		ug/L	5.0	0.09	1	400639	04/13/26	04/13/26	ZXL
cis-1,4-Dichloro-2-butene	ND		ug/L	5.0	0.3	1	400639	04/13/26	04/13/26	ZXL
trans-1,4-Dichloro-2-butene	ND		ug/L	5.0	0.2	1	400639	04/13/26	04/13/26	ZXL
Xylene (total)	ND		ug/L	5.0		1	400639	04/13/26	04/13/26	ZXL
Surrogates				**Limits**						
Dibromofluoromethane	104%		%REC	70-130		1	400639	04/13/26	04/13/26	ZXL
1,2-Dichloroethane-d4	100%		%REC	70-130		1	400639	04/13/26	04/13/26	ZXL
Toluene-d8	96%		%REC	70-130		1	400639	04/13/26	04/13/26	ZXL
Bromofluorobenzene	101%		%REC	70-130		1	400639	04/13/26	04/13/26	ZXL
Method: EPA 8270C-SIM Prep Method: EPA 3535										
1,4-Dioxane	ND		ug/L	1.0	0.87	1	400641	04/13/26	04/13/26	MSS

Results for any subcontracted analyses are not included in this section.

Analysis Results for 557419

557419-001 Analyte	Result	Qual	Units	RL	MDL	DF	Batch	Prepared	Analyzed	Chemist
Surrogates				**Limits**						
1,4-Dioxane-d8 (SUR)	98%		%REC	80-120		1	400641	04/13/26	04/13/26	MSS
Method: EPA 8270E Prep Method: EPA 3510C										
Carbazole	ND		ug/L	10	2.8	1	400571	04/13/26	04/13/26	ZFA
N-Nitrosodimethylamine	ND		ug/L	10	2.9	1	400571	04/13/26	04/13/26	ZFA
Aniline	ND		ug/L	10	2.8	1	400571	04/13/26	04/13/26	ZFA
bis(2-Chloroethyl)ether	ND		ug/L	25	3.7	1	400571	04/13/26	04/13/26	ZFA
2-Chlorophenol	ND		ug/L	10	3.6	1	400571	04/13/26	04/13/26	ZFA
1,3-Dichlorobenzene	ND		ug/L	10	3.3	1	400571	04/13/26	04/13/26	ZFA
1,4-Dichlorobenzene	ND		ug/L	10	3.4	1	400571	04/13/26	04/13/26	ZFA
Benzyl alcohol	ND		ug/L	25	5.8	1	400571	04/13/26	04/13/26	ZFA
1,2-Dichlorobenzene	ND		ug/L	10	3.3	1	400571	04/13/26	04/13/26	ZFA
bis(2-Chloroisopropyl) ether	ND		ug/L	10	3.8	1	400571	04/13/26	04/13/26	ZFA
N-Nitroso-di-n-propylamine	ND		ug/L	10	3.9	1	400571	04/13/26	04/13/26	ZFA
Hexachloroethane	ND		ug/L	10	3.0	1	400571	04/13/26	04/13/26	ZFA
Nitrobenzene	ND		ug/L	25	8.4	1	400571	04/13/26	04/13/26	ZFA
Isophorone	ND		ug/L	10	3.7	1	400571	04/13/26	04/13/26	ZFA
2-Nitrophenol	ND		ug/L	10	5.4	1	400571	04/13/26	04/13/26	ZFA
2,4-Dimethylphenol	ND		ug/L	10	3.2	1	400571	04/13/26	04/13/26	ZFA
bis(2-Chloroethoxy)methane	ND		ug/L	10	3.7	1	400571	04/13/26	04/13/26	ZFA
2,4-Dichlorophenol	ND		ug/L	10	3.7	1	400571	04/13/26	04/13/26	ZFA
1,2,4-Trichlorobenzene	ND		ug/L	10	3.4	1	400571	04/13/26	04/13/26	ZFA
4-Chloroaniline	ND		ug/L	10	3.1	1	400571	04/13/26	04/13/26	ZFA
Hexachlorobutadiene	ND		ug/L	10	2.2	1	400571	04/13/26	04/13/26	ZFA
4-Chloro-3-methylphenol	ND		ug/L	10	3.6	1	400571	04/13/26	04/13/26	ZFA
2-Methylnaphthalene	ND		ug/L	10	3.4	1	400571	04/13/26	04/13/26	ZFA
Hexachlorocyclopentadiene	ND		ug/L	25	7.8	1	400571	04/13/26	04/13/26	ZFA
2,4,6-Trichlorophenol	ND		ug/L	10	4.1	1	400571	04/13/26	04/13/26	ZFA
2,4,5-Trichlorophenol	ND		ug/L	10	3.7	1	400571	04/13/26	04/13/26	ZFA
2-Chloronaphthalene	ND		ug/L	10	3.4	1	400571	04/13/26	04/13/26	ZFA
2-Nitroaniline	ND		ug/L	50	4.3	1	400571	04/13/26	04/13/26	ZFA
Dimethylphthalate	ND		ug/L	10	3.4	1	400571	04/13/26	04/13/26	ZFA
Acenaphthylene	ND		ug/L	10	3.9	1	400571	04/13/26	04/13/26	ZFA
2,6-Dinitrotoluene	ND		ug/L	10	4.4	1	400571	04/13/26	04/13/26	ZFA
3-Nitroaniline	ND		ug/L	10	4.0	1	400571	04/13/26	04/13/26	ZFA
Acenaphthene	ND		ug/L	10	3.2	1	400571	04/13/26	04/13/26	ZFA
2,4-Dinitrophenol	ND		ug/L	50	15	1	400571	04/13/26	04/13/26	ZFA
4-Nitrophenol	ND		ug/L	50	8.5	1	400571	04/13/26	04/13/26	ZFA
Dibenzofuran	ND		ug/L	10	3.2	1	400571	04/13/26	04/13/26	ZFA
2,4-Dinitrotoluene	ND		ug/L	10	4.3	1	400571	04/13/26	04/13/26	ZFA
Diethylphthalate	ND		ug/L	10	2.9	1	400571	04/13/26	04/13/26	ZFA
Fluorene	ND		ug/L	10	3.1	1	400571	04/13/26	04/13/26	ZFA
4-Chlorophenyl-phenylether	ND		ug/L	10	3.1	1	400571	04/13/26	04/13/26	ZFA
4-Nitroaniline	ND		ug/L	10	3.3	1	400571	04/13/26	04/13/26	ZFA
4,6-Dinitro-2-methylphenol	ND		ug/L	50	17	1	400571	04/13/26	04/13/26	ZFA
N-Nitrosodiphenylamine	ND		ug/L	10	4.0	1	400571	04/13/26	04/13/26	ZFA
1,2-diphenylhydrazine (as azobenzene)	ND		ug/L	10	2.9	1	400571	04/13/26	04/13/26	ZFA
4-Bromophenyl-phenylether	ND		ug/L	10	3.3	1	400571	04/13/26	04/13/26	ZFA
Hexachlorobenzene	ND		ug/L	10	3.0	1	400571	04/13/26	04/13/26	ZFA

Results for any subcontracted analyses are not included in this section.

Analysis Results for 557419

557419-001 Analyte	Result	Qual	Units	RL	MDL	DF	Batch	Prepared	Analyzed	Chemist
Pentachlorophenol	ND		ug/L	25	5.7	1	400571	04/13/26	04/13/26	ZFA
Phenanthrene	ND		ug/L	10	2.9	1	400571	04/13/26	04/13/26	ZFA
Anthracene	ND		ug/L	10	2.8	1	400571	04/13/26	04/13/26	ZFA
Di-n-butylphthalate	ND		ug/L	10	3.0	1	400571	04/13/26	04/13/26	ZFA
Fluoranthene	ND		ug/L	10	2.8	1	400571	04/13/26	04/13/26	ZFA
Benzidine	ND		ug/L	50	19	1	400571	04/13/26	04/13/26	ZFA
Pyrene	ND		ug/L	10	2.7	1	400571	04/13/26	04/13/26	ZFA
Butylbenzylphthalate	ND		ug/L	10	3.6	1	400571	04/13/26	04/13/26	ZFA
3,3'-Dichlorobenzidine	ND		ug/L	25	5.2	1	400571	04/13/26	04/13/26	ZFA
Benzo(a)anthracene	ND		ug/L	10	2.4	1	400571	04/13/26	04/13/26	ZFA
Chrysene	ND		ug/L	10	2.5	1	400571	04/13/26	04/13/26	ZFA
bis(2-Ethylhexyl)phthalate	ND		ug/L	10	3.3	1	400571	04/13/26	04/13/26	ZFA
Di-n-octylphthalate	ND		ug/L	10	4.7	1	400571	04/13/26	04/13/26	ZFA
Benzo(b)fluoranthene	ND		ug/L	10	3.0	1	400571	04/13/26	04/13/26	ZFA
Benzo(k)fluoranthene	ND		ug/L	10	3.1	1	400571	04/13/26	04/13/26	ZFA
Benzo(a)pyrene	ND		ug/L	10	3.1	1	400571	04/13/26	04/13/26	ZFA
Indeno(1,2,3-cd)pyrene	ND		ug/L	10	4.2	1	400571	04/13/26	04/13/26	ZFA
Dibenz(a,h)anthracene	ND		ug/L	10	4.2	1	400571	04/13/26	04/13/26	ZFA
Benzo(g,h,i)perylene	ND		ug/L	10	4.1	1	400571	04/13/26	04/13/26	ZFA
Surrogates				**Limits**						
2-Fluorophenol	39%		%REC	15-120		1	400571	04/13/26	04/13/26	ZFA
Phenol-d6	27%		%REC	15-120		1	400571	04/13/26	04/13/26	ZFA
2,4,6-Tribromophenol	75%		%REC	15-140		1	400571	04/13/26	04/13/26	ZFA
Nitrobenzene-d5	57%		%REC	15-123		1	400571	04/13/26	04/13/26	ZFA
2-Fluorobiphenyl	59%		%REC	15-120		1	400571	04/13/26	04/13/26	ZFA
Terphenyl-d14	64%		%REC	15-120		1	400571	04/13/26	04/13/26	ZFA
Method: SM 4500-CN-E Prep Method: METHOD										
Cyanide	ND		mg/L	0.0050	0.0017	0.5	400772	04/14/26	04/15/26	JAK
Method: SM 4500-S2-D Prep Method: METHOD										
Sulfide	ND		mg/L	0.10		1	400888	04/15/26	04/15/26	TXC
Method: SM 5310B Prep Method: SM 5310B										
Total Organic Carbon	**60**		mg/L	1.0	0.49	1	400651	04/13/26	04/13/26	BDR
Method: SM 9221B Prep Method: METHOD										
Coliform, Total	**>1,600**		MPN/100ml	1.8		1	400660	04/12/26 12:42	04/14/26 17:13	BPH
Method: SM 9221F										
Coliform, E. Coli	**170**		MPN/100ml	1.8		1	400660	04/12/26 12:42	04/14/26 17:13	BPH
Method: SM2130B										
Turbidity	**130**		NTU	0.20	0.12	1	400670	04/13/26 14:30	04/13/26 14:30	BDR
Method: SM2320B Prep Method: METHOD										
Bicarbonate	**140**		mg/L	2.4		1	400657	04/13/26	04/13/26	WWC
Alkalinity, Total as CaCO3	**120**		mg/L	2.0		1	400657	04/13/26	04/13/26	WWC
Method: SM2510B Prep Method: METHOD										

Results for any subcontracted analyses are not included in this section.

Analysis Results for 557419

557419-001 Analyte	Result	Qual	Units	RL	MDL	DF	Batch	Prepared	Analyzed	Chemist
Specific Conductance	**400**		umhos/cm	1.0		1	400602	04/12/26	04/12/26	RDL
Method: SM2540C Prep Method: METHOD										
Total Dissolved Solids	**370**		mg/L	20		2	400593	04/12/26	04/13/26	RDL
Method: SM2540D Prep Method: METHOD										
Total Suspended Solids	**61**		mg/L	0.5		1	400598	04/12/26	04/13/26	CDR
Method: SM5210B Prep Method: METHOD										
Biochemical Oxygen Demand	**50**		mg/L	3.0		1	400645	04/13/26 14:21	04/18/26 12:16	WWC
Method: SM5220D Prep Method: SM 5220D										
Chemical Oxygen Demand	**170**		mg/L	4.0	2.6	1	400666	04/13/26	04/13/26	RDL

Results for any subcontracted analyses are not included in this section.

Analysis Results for 557419

Sample ID:	Lab ID: 557419-002	Collected: 04/12/26 07:40
SOUTH BASIN - EASTERN INLET	Matrix: Water	

557419-002 Analyte	Result	Qual	Units	RL	MDL	DF	Batch	Prepared	Analyzed	Chemist
Method: EPA 1664A Prep Method: METHOD										
Total Oil and Grease	**1.4**	J	mg/L	4.9	0.96	0.99	400576	04/13/26	04/13/26	JAG
Method: EPA 200.7 Prep Method: EPA 3015A										
Calcium	**99**		mg/L	0.10	0.022	1	400637	04/13/26	04/13/26	SBW
Iron	**18**		mg/L	0.050	0.027	1	400637	04/13/26	04/13/26	SBW
Magnesium	**14**		mg/L	0.10	0.010	1	400637	04/13/26	04/13/26	SBW
Potassium	**11**		mg/L	0.50	0.15	1	400637	04/13/26	04/13/26	SBW
Sodium	**69**		mg/L	0.50	0.017	1	400637	04/13/26	04/13/26	SBW
Method: EPA 200.8 Prep Method: EPA 3015A										
Antimony	**0.99**	J	ug/L	2.0	0.058	1	400642	04/13/26	04/13/26	DXC
Arsenic	**8.1**		ug/L	2.0	0.059	1	400642	04/13/26	04/13/26	DXC
Barium	**160**		ug/L	5.0	0.069	1	400642	04/13/26	04/13/26	DXC
Beryllium	**0.53**	J	ug/L	1.0	0.044	1	400642	04/13/26	04/13/26	DXC
Boron	**140**		ug/L	100	57	10	400642	04/13/26	04/13/26	DXC
Cadmium	**0.25**	J	ug/L	1.0	0.079	1	400642	04/13/26	04/13/26	DXC
Chromium	**23**		ug/L	5.0	0.14	1	400642	04/13/26	04/13/26	DXC
Cobalt	**7.1**		ug/L	1.0	0.033	1	400642	04/13/26	04/13/26	DXC
Copper	**28**		ug/L	3.0	1.4	1	400642	04/13/26	04/13/26	DXC
Lead	**19**		ug/L	5.0	0.31	1	400642	04/13/26	04/13/26	DXC
Manganese	**260**		ug/L	10	0.62	1	400642	04/13/26	04/13/26	DXC
Nickel	**16**		ug/L	5.0	0.13	1	400642	04/13/26	04/13/26	DXC
Selenium	**2.0**	J	ug/L	2.0	0.60	1	400642	04/13/26	04/13/26	DXC
Silver	**0.18**	J	ug/L	5.0	0.087	1	400642	04/13/26	04/13/26	DXC
Thallium	**0.17**	J	ug/L	1.0	0.031	1	400642	04/13/26	04/13/26	DXC
Tin	ND		ug/L	5.0	0.59	1	400642	04/13/26	04/13/26	DXC
Vanadium	**38**		ug/L	5.0	0.25	1	400642	04/13/26	04/13/26	DXC
Zinc	**79**		ug/L	10	2.1	1	400642	04/13/26	04/13/26	DXC
Method: EPA 245.1 Prep Method: EPA 245.1										
Mercury	**0.077**	J	ug/L	0.40	0.063	1	400622	04/13/26	04/13/26	MLL
Method: EPA 300.0 Prep Method: METHOD										
Fluoride	**0.19**	J	mg/L	0.20	0.062	1	400590	04/12/26 13:05	04/12/26 16:24	KUM
Chloride	**41**		mg/L	1.0	0.27	1	400590	04/12/26 13:05	04/12/26 16:24	KUM
Nitrogen, Nitrite	**0.03**	J	mg/L	0.10	0.01	1	400590	04/12/26 13:05	04/12/26 16:24	KUM
Bromide	**0.14**	J	mg/L	0.30	0.049	1	400590	04/12/26 13:05	04/12/26 16:24	KUM
Nitrogen, Nitrate	**1.4**		mg/L	0.10	0.05	1	400590	04/12/26 13:05	04/12/26 16:24	KUM
Sulfate	**190**		mg/L	5.0	1.3	5	400590	04/12/26 13:05	04/13/26 10:28	KUM

Results for any subcontracted analyses are not included in this section.

Analysis Results for 557419

557419-002 Analyte	Result	Qual	Units	RL	MDL	DF	Batch	Prepared	Analyzed	Chemist
Method: EPA 350.1 Prep Method: METHOD										
Ammonia-N	**0.070**	J	mg/L	0.10	0.068	1	400624	04/13/26	04/13/26	JAK
Method: EPA 420.1 Prep Method: METHOD										
Total Phenolics	ND		mg/L	0.010	0.0056	1	400663	04/13/26	04/13/26	LVL
Method: EPA 625.1 Prep Method: EPA 3510C										
a-Terpineol	ND		ug/L	10	2.1	1	400571	04/13/26	04/13/26	MSS
Benzoic acid	**14**	J,b	ug/L	50	11	1	400571	04/13/26	04/13/26	ZFA
2-Methylphenol	ND		ug/L	10	3.2	1	400571	04/13/26	04/13/26	ZFA
Pyridine	ND		ug/L	10	2.8	1	400571	04/13/26	04/13/26	ZFA
Phenol	ND		ug/L	10	2.1	1	400571	04/13/26	04/13/26	ZFA
Naphthalene	ND		ug/L	10	3.6	1	400571	04/13/26	04/13/26	ZFA
3-,4-Methylphenol	ND		ug/L	10	3.0	1	400571	04/13/26	04/13/26	ZFA
Cresol	ND		ug/L	10		1	400571	04/13/26	04/13/26	ZFA
Surrogates				**Limits**						
2-Fluorophenol	42%		%REC	36-95		1	400571	04/13/26	04/13/26	ZFA
Phenol-d6	28%		%REC	28-82		1	400571	04/13/26	04/13/26	ZFA
2,4,6-Tribromophenol	84%		%REC	61-140		1	400571	04/13/26	04/13/26	ZFA
Nitrobenzene-d5	62%		%REC	48-123		1	400571	04/13/26	04/13/26	ZFA
2-Fluorobiphenyl	60%		%REC	51-105		1	400571	04/13/26	04/13/26	ZFA
Terphenyl-d14	71%		%REC	65-117		1	400571	04/13/26	04/13/26	ZFA
Method: EPA 8081A Prep Method: EPA 3510C										
alpha-BHC	ND		ug/L	0.05	0.01	0.93	400599	04/12/26	04/12/26	XLY
beta-BHC	ND		ug/L	0.05	0.01	0.93	400599	04/12/26	04/12/26	XLY
gamma-BHC	ND		ug/L	0.05	0.009	0.93	400599	04/12/26	04/12/26	XLY
delta-BHC	ND		ug/L	0.05	0.008	0.93	400599	04/12/26	04/12/26	XLY
Heptachlor	ND		ug/L	0.05	0.01	0.93	400599	04/12/26	04/12/26	XLY
Aldrin	ND		ug/L	0.05	0.02	0.93	400599	04/12/26	04/12/26	XLY
Heptachlor epoxide	ND		ug/L	0.05	0.01	0.93	400599	04/12/26	04/12/26	XLY
Endosulfan I	ND		ug/L	0.05	0.01	0.93	400599	04/12/26	04/12/26	XLY
Dieldrin	ND		ug/L	0.09	0.01	0.93	400599	04/12/26	04/12/26	XLY
4,4'-DDE	ND		ug/L	0.09	0.03	0.93	400599	04/12/26	04/12/26	XLY
Endrin	ND		ug/L	0.09	0.01	0.93	400599	04/12/26	04/12/26	XLY
Endosulfan II	ND		ug/L	0.09	0.01	0.93	400599	04/12/26	04/12/26	XLY
Endosulfan sulfate	ND		ug/L	0.09	0.02	0.93	400599	04/12/26	04/12/26	XLY
4,4'-DDD	ND		ug/L	0.09	0.03	0.93	400599	04/12/26	04/12/26	XLY
Endrin aldehyde	ND		ug/L	0.09	0.03	0.93	400599	04/12/26	04/12/26	XLY
Endrin ketone	ND		ug/L	0.09	0.02	0.93	400599	04/12/26	04/12/26	XLY
4,4'-DDT	ND		ug/L	0.09	0.06	0.93	400599	04/12/26	04/12/26	XLY
Methoxychlor	ND		ug/L	0.09	0.04	0.93	400599	04/12/26	04/12/26	XLY
Toxaphene	ND		ug/L	1.9	0.5	0.93	400599	04/12/26	04/12/26	XLY
Chlordane (Technical)	ND		ug/L	0.9	0.3	0.93	400599	04/12/26	04/12/26	XLY
Surrogates				**Limits**						
TCMX	53%		%REC	29-120		0.93	400599	04/12/26	04/12/26	XLY
Decachlorobiphenyl	77%		%REC	33-132		0.93	400599	04/12/26	04/12/26	XLY
Method: EPA 8082 Prep Method: EPA 3510C										
Aroclor-1016	ND		ug/L	0.47	0.23	0.93	400599	04/12/26	04/12/26	XLY

Results for any subcontracted analyses are not included in this section.

Analysis Results for 557419

557419-002 Analyte	Result	Qual	Units	RL	MDL	DF	Batch	Prepared	Analyzed	Chemist
Aroclor-1221	ND		ug/L	0.47	0.41	0.93	400599	04/12/26	04/12/26	XLY
Aroclor-1232	ND		ug/L	0.47	0.23	0.93	400599	04/12/26	04/12/26	XLY
Aroclor-1242	ND		ug/L	0.47	0.30	0.93	400599	04/12/26	04/12/26	XLY
Aroclor-1248	ND		ug/L	0.47	0.21	0.93	400599	04/12/26	04/12/26	XLY
Aroclor-1254	ND		ug/L	0.47	0.29	0.93	400599	04/12/26	04/12/26	XLY
Aroclor-1260	ND		ug/L	0.47	0.27	0.93	400599	04/12/26	04/12/26	XLY
Aroclor-1262	ND		ug/L	0.47	0.26	0.93	400599	04/12/26	04/12/26	XLY
Aroclor-1268	ND		ug/L	0.47	0.27	0.93	400599	04/12/26	04/12/26	XLY
Surrogates				**Limits**						
Decachlorobiphenyl (PCB)	74%		%REC	28-138		0.93	400599	04/12/26	04/12/26	XLY
Method: EPA 8260B Prep Method: EPA 5030B										
Carbon Disulfide	ND		ug/L	5.0	0.3	1	400639	04/13/26	04/13/26	HMN
Chloroprene	ND		ug/L	200	0.3	1	400639	04/13/26	04/13/26	HMN
3-Chloropropene	ND		ug/L	5.0	0.2	1	400639	04/13/26	04/13/26	HMN
Ethyl methacrylate	ND		ug/L	50	2.4	1	400639	04/13/26	04/13/26	HMN
Ethanol	ND		ug/L	500	130	1	400639	04/13/26	04/13/26	HMN
2-Hexanone	ND		ug/L	5.0	0.6	1	400639	04/13/26	04/13/26	HMN
Isopropanol (IPA)	ND		ug/L	200	40	1	400639	04/13/26	04/13/26	HMN
Methyl acrylonitrile	ND		ug/L	35	1.3	1	400639	04/13/26	04/13/26	HMN
Vinyl Acetate	ND		ug/L	50	2.4	1	400639	04/13/26	04/13/26	HMN
Acrolein	ND		ug/L	200	2.0	1	400639	04/13/26	04/13/26	HMN
Acrylonitrile	ND		ug/L	10	0.3	1	400639	04/13/26	04/13/26	HMN
Freon 12	ND		ug/L	5.0	0.2	1	400639	04/13/26	04/13/26	HMN
Chloromethane	ND		ug/L	5.0	0.1	1	400639	04/13/26	04/13/26	HMN
Vinyl Chloride	ND		ug/L	5.0	0.1	1	400639	04/13/26	04/13/26	HMN
Bromomethane	ND		ug/L	5.0	0.3	1	400639	04/13/26	04/13/26	HMN
Chloroethane	ND		ug/L	5.0	0.05	1	400639	04/13/26	04/13/26	HMN
Trichlorofluoromethane	ND		ug/L	5.0	0.08	1	400639	04/13/26	04/13/26	HMN
Iodomethane	ND		ug/L	5.0		1	400639	04/13/26	04/13/26	HMN
Acetone	ND		ug/L	100	8.8	1	400639	04/13/26	04/13/26	HMN
Freon 113	ND		ug/L	5.0	0.1	1	400639	04/13/26	04/13/26	HMN
1,1-Dichloroethene	ND		ug/L	5.0	0.1	1	400639	04/13/26	04/13/26	HMN
Methylene Chloride	ND		ug/L	10	0.2	1	400639	04/13/26	04/13/26	HMN
MTBE	ND		ug/L	5.0	0.1	1	400639	04/13/26	04/13/26	HMN
trans-1,2-Dichloroethene	ND		ug/L	5.0	0.1	1	400639	04/13/26	04/13/26	HMN
1,1-Dichloroethane	ND		ug/L	5.0	0.07	1	400639	04/13/26	04/13/26	HMN
2-Butanone	ND		ug/L	10	0.9	1	400639	04/13/26	04/13/26	HMN
cis-1,2-Dichloroethene	ND		ug/L	5.0	0.09	1	400639	04/13/26	04/13/26	HMN
2,2-Dichloropropane	ND		ug/L	5.0	0.09	1	400639	04/13/26	04/13/26	HMN
Chloroform	ND		ug/L	5.0	0.07	1	400639	04/13/26	04/13/26	HMN
Bromochloromethane	ND		ug/L	5.0	0.1	1	400639	04/13/26	04/13/26	HMN
1,1,1-Trichloroethane	ND		ug/L	5.0	0.03	1	400639	04/13/26	04/13/26	HMN
1,1-Dichloropropene	ND		ug/L	5.0	0.08	1	400639	04/13/26	04/13/26	HMN
Carbon Tetrachloride	ND		ug/L	5.0	0.07	1	400639	04/13/26	04/13/26	HMN
1,2-Dichloroethane	ND		ug/L	5.0	0.09	1	400639	04/13/26	04/13/26	HMN
Benzene	ND		ug/L	1.0	0.07	1	400639	04/13/26	04/13/26	HMN
Trichloroethene	ND		ug/L	5.0	0.05	1	400639	04/13/26	04/13/26	HMN
1,2-Dichloropropane	ND		ug/L	5.0	0.07	1	400639	04/13/26	04/13/26	HMN
Bromodichloromethane	ND		ug/L	5.0	0.05	1	400639	04/13/26	04/13/26	HMN
Dibromomethane	ND		ug/L	5.0	0.1	1	400639	04/13/26	04/13/26	HMN
4-Methyl-2-Pentanone	ND		ug/L	5.0	0.5	1	400639	04/13/26	04/13/26	HMN

Results for any subcontracted analyses are not included in this section.

Analysis Results for 557419

557419-002 Analyte	Result	Qual	Units	RL	MDL	DF	Batch	Prepared	Analyzed	Chemist
cis-1,3-Dichloropropene	ND		ug/L	5.0	0.08	1	400639	04/13/26	04/13/26	HMN
Toluene	ND		ug/L	5.0	0.05	1	400639	04/13/26	04/13/26	HMN
trans-1,3-Dichloropropene	ND		ug/L	5.0	0.03	1	400639	04/13/26	04/13/26	HMN
1,1,2-Trichloroethane	ND		ug/L	5.0	0.06	1	400639	04/13/26	04/13/26	HMN
1,3-Dichloropropane	ND		ug/L	5.0	0.1	1	400639	04/13/26	04/13/26	HMN
Tetrachloroethene	ND		ug/L	5.0	0.09	1	400639	04/13/26	04/13/26	HMN
Dibromochloromethane	ND		ug/L	5.0	0.07	1	400639	04/13/26	04/13/26	HMN
1,2-Dibromoethane	ND		ug/L	5.0	0.07	1	400639	04/13/26	04/13/26	HMN
Chlorobenzene	ND		ug/L	5.0	0.05	1	400639	04/13/26	04/13/26	HMN
1,1,1,2-Tetrachloroethane	ND		ug/L	5.0	0.06	1	400639	04/13/26	04/13/26	HMN
Ethylbenzene	ND		ug/L	5.0	0.04	1	400639	04/13/26	04/13/26	HMN
m,p-Xylenes	ND		ug/L	5.0	0.1	1	400639	04/13/26	04/13/26	HMN
o-Xylene	ND		ug/L	5.0	0.06	1	400639	04/13/26	04/13/26	HMN
Styrene	ND		ug/L	5.0	0.06	1	400639	04/13/26	04/13/26	HMN
Bromoform	ND		ug/L	5.0	0.08	1	400639	04/13/26	04/13/26	HMN
Isopropylbenzene	ND		ug/L	5.0	0.06	1	400639	04/13/26	04/13/26	HMN
1,1,2,2-Tetrachloroethane	ND		ug/L	5.0	0.06	1	400639	04/13/26	04/13/26	HMN
1,2,3-Trichloropropane	ND		ug/L	5.0	0.09	1	400639	04/13/26	04/13/26	HMN
Propylbenzene	ND		ug/L	5.0	0.05	1	400639	04/13/26	04/13/26	HMN
Bromobenzene	ND		ug/L	5.0	0.06	1	400639	04/13/26	04/13/26	HMN
1,3,5-Trimethylbenzene	ND		ug/L	5.0	0.08	1	400639	04/13/26	04/13/26	HMN
2-Chlorotoluene	ND		ug/L	5.0	0.07	1	400639	04/13/26	04/13/26	HMN
4-Chlorotoluene	ND		ug/L	5.0	0.08	1	400639	04/13/26	04/13/26	HMN
tert-Butylbenzene	ND		ug/L	5.0	0.07	1	400639	04/13/26	04/13/26	HMN
1,2,4-Trimethylbenzene	ND		ug/L	5.0	0.07	1	400639	04/13/26	04/13/26	HMN
sec-Butylbenzene	ND		ug/L	5.0	0.06	1	400639	04/13/26	04/13/26	HMN
para-Isopropyl Toluene	ND		ug/L	5.0	0.05	1	400639	04/13/26	04/13/26	HMN
1,3-Dichlorobenzene	ND		ug/L	5.0	0.06	1	400639	04/13/26	04/13/26	HMN
1,4-Dichlorobenzene	ND		ug/L	5.0	0.07	1	400639	04/13/26	04/13/26	HMN
n-Butylbenzene	ND		ug/L	5.0	0.08	1	400639	04/13/26	04/13/26	HMN
1,2-Dichlorobenzene	ND		ug/L	5.0	0.04	1	400639	04/13/26	04/13/26	HMN
1,2-Dibromo-3-Chloropropane	ND		ug/L	5.0	0.3	1	400639	04/13/26	04/13/26	HMN
1,2,4-Trichlorobenzene	ND		ug/L	5.0	0.1	1	400639	04/13/26	04/13/26	HMN
Hexachlorobutadiene	ND		ug/L	5.0	0.06	1	400639	04/13/26	04/13/26	HMN
1,2,3-Trichlorobenzene	ND		ug/L	5.0	0.09	1	400639	04/13/26	04/13/26	HMN
cis-1,4-Dichloro-2-butene	ND		ug/L	5.0	0.3	1	400639	04/13/26	04/13/26	HMN
trans-1,4-Dichloro-2-butene	ND		ug/L	5.0	0.2	1	400639	04/13/26	04/13/26	HMN
Xylene (total)	ND		ug/L	5.0		1	400639	04/13/26	04/13/26	HMN
Surrogates				**Limits**						
Dibromofluoromethane	107%		%REC	70-130		1	400639	04/13/26	04/13/26	HMN
1,2-Dichloroethane-d4	104%		%REC	70-130		1	400639	04/13/26	04/13/26	HMN
Toluene-d8	98%		%REC	70-130		1	400639	04/13/26	04/13/26	HMN
Bromofluorobenzene	102%		%REC	70-130		1	400639	04/13/26	04/13/26	HMN
Method: EPA 8270C-SIM Prep Method: EPA 3535										
1,4-Dioxane	ND		ug/L	1.0	0.87	1	400641	04/13/26	04/13/26	ZFA
Surrogates				**Limits**						
1,4-Dioxane-d8 (SUR)	98%		%REC	80-120		1	400641	04/13/26	04/13/26	ZFA
Method: EPA 8270E Prep Method: EPA 3510C										

Results for any subcontracted analyses are not included in this section.

Analysis Results for 557419

557419-002 Analyte	Result	Qual	Units	RL	MDL	DF	Batch	Prepared	Analyzed	Chemist
Carbazole	ND		ug/L	10	2.8	1	400571	04/13/26	04/13/26	ZFA
N-Nitrosodimethylamine	ND		ug/L	10	2.9	1	400571	04/13/26	04/13/26	ZFA
Aniline	ND		ug/L	10	2.8	1	400571	04/13/26	04/13/26	ZFA
bis(2-Chloroethyl)ether	ND		ug/L	25	3.7	1	400571	04/13/26	04/13/26	ZFA
2-Chlorophenol	ND		ug/L	10	3.6	1	400571	04/13/26	04/13/26	ZFA
1,3-Dichlorobenzene	ND		ug/L	10	3.3	1	400571	04/13/26	04/13/26	ZFA
1,4-Dichlorobenzene	ND		ug/L	10	3.4	1	400571	04/13/26	04/13/26	ZFA
Benzyl alcohol	ND		ug/L	25	5.8	1	400571	04/13/26	04/13/26	ZFA
1,2-Dichlorobenzene	ND		ug/L	10	3.3	1	400571	04/13/26	04/13/26	ZFA
bis(2-Chloroisopropyl) ether	ND		ug/L	10	3.8	1	400571	04/13/26	04/13/26	ZFA
N-Nitroso-di-n-propylamine	ND		ug/L	10	3.9	1	400571	04/13/26	04/13/26	ZFA
Hexachloroethane	ND		ug/L	10	3.0	1	400571	04/13/26	04/13/26	ZFA
Nitrobenzene	ND		ug/L	25	8.4	1	400571	04/13/26	04/13/26	ZFA
Isophorone	ND		ug/L	10	3.7	1	400571	04/13/26	04/13/26	ZFA
2-Nitrophenol	ND		ug/L	10	5.4	1	400571	04/13/26	04/13/26	ZFA
2,4-Dimethylphenol	ND		ug/L	10	3.2	1	400571	04/13/26	04/13/26	ZFA
bis(2-Chloroethoxy)methane	ND		ug/L	10	3.7	1	400571	04/13/26	04/13/26	ZFA
2,4-Dichlorophenol	ND		ug/L	10	3.7	1	400571	04/13/26	04/13/26	ZFA
1,2,4-Trichlorobenzene	ND		ug/L	10	3.4	1	400571	04/13/26	04/13/26	ZFA
4-Chloroaniline	ND		ug/L	10	3.1	1	400571	04/13/26	04/13/26	ZFA
Hexachlorobutadiene	ND		ug/L	10	2.2	1	400571	04/13/26	04/13/26	ZFA
4-Chloro-3-methylphenol	ND		ug/L	10	3.6	1	400571	04/13/26	04/13/26	ZFA
2-Methylnaphthalene	ND		ug/L	10	3.4	1	400571	04/13/26	04/13/26	ZFA
Hexachlorocyclopentadiene	ND		ug/L	25	7.8	1	400571	04/13/26	04/13/26	ZFA
2,4,6-Trichlorophenol	ND		ug/L	10	4.1	1	400571	04/13/26	04/13/26	ZFA
2,4,5-Trichlorophenol	ND		ug/L	10	3.7	1	400571	04/13/26	04/13/26	ZFA
2-Chloronaphthalene	ND		ug/L	10	3.4	1	400571	04/13/26	04/13/26	ZFA
2-Nitroaniline	ND		ug/L	50	4.3	1	400571	04/13/26	04/13/26	ZFA
Dimethylphthalate	ND		ug/L	10	3.4	1	400571	04/13/26	04/13/26	ZFA
Acenaphthylene	ND		ug/L	10	3.9	1	400571	04/13/26	04/13/26	ZFA
2,6-Dinitrotoluene	ND		ug/L	10	4.4	1	400571	04/13/26	04/13/26	ZFA
3-Nitroaniline	ND		ug/L	10	4.0	1	400571	04/13/26	04/13/26	ZFA
Acenaphthene	ND		ug/L	10	3.2	1	400571	04/13/26	04/13/26	ZFA
2,4-Dinitrophenol	ND		ug/L	50	15	1	400571	04/13/26	04/13/26	ZFA
4-Nitrophenol	ND		ug/L	50	8.5	1	400571	04/13/26	04/13/26	ZFA
Dibenzofuran	ND		ug/L	10	3.2	1	400571	04/13/26	04/13/26	ZFA
2,4-Dinitrotoluene	ND		ug/L	10	4.3	1	400571	04/13/26	04/13/26	ZFA
Diethylphthalate	ND		ug/L	10	2.9	1	400571	04/13/26	04/13/26	ZFA
Fluorene	ND		ug/L	10	3.1	1	400571	04/13/26	04/13/26	ZFA
4-Chlorophenyl-phenylether	ND		ug/L	10	3.1	1	400571	04/13/26	04/13/26	ZFA
4-Nitroaniline	ND		ug/L	10	3.3	1	400571	04/13/26	04/13/26	ZFA
4,6-Dinitro-2-methylphenol	ND		ug/L	50	17	1	400571	04/13/26	04/13/26	ZFA
N-Nitrosodiphenylamine	ND		ug/L	10	4.0	1	400571	04/13/26	04/13/26	ZFA
1,2-diphenylhydrazine (as azobenzene)	ND		ug/L	10	2.9	1	400571	04/13/26	04/13/26	ZFA
4-Bromophenyl-phenylether	ND		ug/L	10	3.3	1	400571	04/13/26	04/13/26	ZFA
Hexachlorobenzene	ND		ug/L	10	3.0	1	400571	04/13/26	04/13/26	ZFA
Pentachlorophenol	ND		ug/L	25	5.7	1	400571	04/13/26	04/13/26	ZFA
Phenanthrene	ND		ug/L	10	2.9	1	400571	04/13/26	04/13/26	ZFA
Anthracene	ND		ug/L	10	2.8	1	400571	04/13/26	04/13/26	ZFA
Di-n-butylphthalate	ND		ug/L	10	3.0	1	400571	04/13/26	04/13/26	ZFA
Fluoranthene	ND		ug/L	10	2.8	1	400571	04/13/26	04/13/26	ZFA

Results for any subcontracted analyses are not included in this section.

Analysis Results for 557419

557419-002 Analyte	Result	Qual	Units	RL	MDL	DF	Batch	Prepared	Analyzed	Chemist
Benzidine	ND		ug/L	50	19	1	400571	04/13/26	04/13/26	ZFA
Pyrene	ND		ug/L	10	2.7	1	400571	04/13/26	04/13/26	ZFA
Butylbenzylphthalate	ND		ug/L	10	3.6	1	400571	04/13/26	04/13/26	ZFA
3,3'-Dichlorobenzidine	ND		ug/L	25	5.2	1	400571	04/13/26	04/13/26	ZFA
Benzo(a)anthracene	ND		ug/L	10	2.4	1	400571	04/13/26	04/13/26	ZFA
Chrysene	ND		ug/L	10	2.5	1	400571	04/13/26	04/13/26	ZFA
bis(2-Ethylhexyl)phthalate	ND		ug/L	10	3.3	1	400571	04/13/26	04/13/26	ZFA
Di-n-octylphthalate	ND		ug/L	10	4.7	1	400571	04/13/26	04/13/26	ZFA
Benzo(b)fluoranthene	ND		ug/L	10	3.0	1	400571	04/13/26	04/13/26	ZFA
Benzo(k)fluoranthene	ND		ug/L	10	3.1	1	400571	04/13/26	04/13/26	ZFA
Benzo(a)pyrene	ND		ug/L	10	3.1	1	400571	04/13/26	04/13/26	ZFA
Indeno(1,2,3-cd)pyrene	ND		ug/L	10	4.2	1	400571	04/13/26	04/13/26	ZFA
Dibenz(a,h)anthracene	ND		ug/L	10	4.2	1	400571	04/13/26	04/13/26	ZFA
Benzo(g,h,i)perylene	ND		ug/L	10	4.1	1	400571	04/13/26	04/13/26	ZFA
Surrogates				**Limits**						
2-Fluorophenol	42%		%REC	15-120		1	400571	04/13/26	04/13/26	ZFA
Phenol-d6	28%		%REC	15-120		1	400571	04/13/26	04/13/26	ZFA
2,4,6-Tribromophenol	84%		%REC	15-140		1	400571	04/13/26	04/13/26	ZFA
Nitrobenzene-d5	62%		%REC	15-123		1	400571	04/13/26	04/13/26	ZFA
2-Fluorobiphenyl	60%		%REC	15-120		1	400571	04/13/26	04/13/26	ZFA
Terphenyl-d14	71%		%REC	15-120		1	400571	04/13/26	04/13/26	ZFA
Method: SM 4500-CN-E Prep Method: METHOD										
Cyanide	ND		mg/L	0.0050	0.0017	0.5	400772	04/14/26	04/15/26	JAK
Method: SM 4500-S2-D Prep Method: METHOD										
Sulfide	ND		mg/L	0.10		1	400888	04/15/26	04/15/26	TXC
Method: SM 5310B Prep Method: SM 5310B										
Total Organic Carbon	**12**		mg/L	1.0	0.49	1	400651	04/13/26	04/13/26	BDR
Method: SM 9221B Prep Method: METHOD										
Coliform, Total	**>1,600**		MPN/100ml	1.8		1	400660	04/12/26 12:42	04/14/26 17:13	BPH
Method: SM 9221F										
Coliform, E. Coli	**21**		MPN/100ml	1.8		1	400660	04/12/26 12:42	04/14/26 17:13	BPH
Method: SM2130B										
Turbidity	**780**		NTU	0.20	0.12	1	400670	04/13/26 14:30	04/13/26 14:30	BDR
Method: SM2320B Prep Method: METHOD										
Bicarbonate	**150**		mg/L	2.4		1	400657	04/13/26	04/13/26	WWC
Alkalinity, Total as CaCO3	**120**		mg/L	2.0		1	400657	04/13/26	04/13/26	WWC
Method: SM2510B Prep Method: METHOD										
Specific Conductance	**710**		umhos/cm	1.0		1	400602	04/12/26	04/12/26	RDL
Method: SM2540C Prep Method: METHOD										
Total Dissolved Solids	**660**		mg/L	20		2	400593	04/12/26	04/13/26	RDL

Results for any subcontracted analyses are not included in this section.

Analysis Results for 557419

557419-002 Analyte	Result	Qual	Units	RL	MDL	DF	Batch	Prepared	Analyzed	Chemist
Method: SM2540D Prep Method: METHOD										
Total Suspended Solids	**440**		mg/L	0.5		1	400598	04/12/26	04/13/26	CDR
Method: SM5210B Prep Method: METHOD										
Biochemical Oxygen Demand	**3.5**	BOD5	mg/L	3.0		1	400645	04/13/26 14:21	04/18/26 12:16	WWC
Method: SM5220D Prep Method: SM 5220D										
Chemical Oxygen Demand	**48**		mg/L	4.0	2.6	1	400600	04/12/26	04/12/26	RDL

*	Value is outside QC limits
>	Value exceeds indicated concentration
BOD5	Estimated result, under-depleted, highest volume replicate reported
J	Estimated value
ND	Not Detected
b	See narrative

Results for any subcontracted analyses are not included in this section.

Batch QC

Type: Blank	Lab ID: QC1359385	Batch: 400576
Matrix: Water	Method: EPA 1664A	Prep Method: METHOD

QC1359385 Analyte	Result	Qual	Units	RL	MDL	Prepared	Analyzed
Total Oil and Grease	ND		mg/L	5.0	0.97	04/12/26	04/13/26

Type: Lab Control Sample	Lab ID: QC1359386	Batch: 400576
Matrix: Water	Method: EPA 1664A	Prep Method: METHOD

QC1359386 Analyte	Result	Spiked	Units	Recovery	Qual	Limits
Total Oil and Grease	36.20	40.00	mg/L	91%		78-114

Type: Lab Control Sample Duplicate	Lab ID: QC1359387	Batch: 400576
Matrix: Water	Method: EPA 1664A	Prep Method: METHOD

QC1359387 Analyte	Result	Spiked	Units	Recovery	Qual	Limits	RPD	RPD Lim
Total Oil and Grease	34.10	40.00	mg/L	85%		78-114	6	18

Type: Blank	Lab ID: QC1359493	Batch: 400637
Matrix: Water	Method: EPA 200.7	Prep Method: EPA 3015A

QC1359493 Analyte	Result	Qual	Units	RL	MDL	Prepared	Analyzed
Calcium	ND		mg/L	0.10	0.022	04/13/26	04/13/26
Iron	ND		mg/L	0.027	0.027	04/13/26	04/13/26
Magnesium	ND		mg/L	0.10	0.010	04/13/26	04/13/26
Potassium	ND		mg/L	0.50	0.15	04/13/26	04/13/26
Sodium	ND		mg/L	0.50	0.017	04/13/26	04/13/26

Type: Lab Control Sample	Lab ID: QC1359494	Batch: 400637
Matrix: Water	Method: EPA 200.7	Prep Method: EPA 3015A

QC1359494 Analyte	Result	Spiked	Units	Recovery	Qual	Limits
Calcium	20.96	20.40	mg/L	103%		85-115
Iron	0.4035	0.4000	mg/L	101%		85-115
Magnesium	20.81	20.40	mg/L	102%		85-115
Potassium	24.74	24.00	mg/L	103%		85-115
Sodium	20.75	20.40	mg/L	102%		85-115

Batch QC

Type:	Matrix Spike	Lab ID:	QC1359495	Batch:	400637
Matrix (Source ID):	Water (557386-001)	Method:	EPA 200.7	Prep Method:	EPA 3015A

QC1359495 Analyte	Result	Source Sample Result	Spiked	Units	Recovery	Qual	Limits	DF
Calcium	56.53	37.15	20.40	mg/L	95%		75-125	1
Iron	1.152	0.7839	0.4000	mg/L	92%		75-125	1
Magnesium	25.21	5.884	20.40	mg/L	95%		75-125	1
Potassium	43.42	18.68	24.00	mg/L	103%		75-125	1
Sodium	835.3	819.8	20.40	mg/L	76%	NM	75-125	1

Type:	Matrix Spike Duplicate	Lab ID:	QC1359496	Batch:	400637
Matrix (Source ID):	Water (557386-001)	Method:	EPA 200.7	Prep Method:	EPA 3015A

QC1359496 Analyte	Result	Source Sample Result	Spiked	Units	Recovery	Qual	Limits	RPD	RPD Lim	DF
Calcium	57.47	37.15	20.40	mg/L	100%		75-125	2	20	1
Iron	1.149	0.7839	0.4000	mg/L	91%		75-125	0	20	1
Magnesium	25.63	5.884	20.40	mg/L	97%		75-125	2	20	1
Potassium	44.01	18.68	24.00	mg/L	106%		75-125	1	20	1
Sodium	847.6	819.8	20.40	mg/L	136%	NM	75-125	1	20	1

Type:	Serial Dilution	Lab ID:	QC1359549	Batch:	400637
Matrix (Source ID):	Water (557386-001)	Method:	EPA 200.7	Prep Method:	EPA 3015A

QC1359549 Analyte	Result	Source Sample Result	Units	Qual	RPD	RPD Lim	DF
Calcium	37.49	37.15	mg/L				5
Iron	0.7831	0.7839	mg/L				5
Magnesium	6.034	5.884	mg/L				5
Potassium	17.67	18.68	mg/L				5
Sodium	949.1	819.8	mg/L				5

Batch QC

Type: Blank	Lab ID: QC1359514	Batch: 400642
Matrix: Water	Method: EPA 200.8	Prep Method: EPA 3015A

QC1359514 Analyte	Result	Qual	Units	RL	MDL	Prepared	Analyzed
Antimony	0.082	J	ug/L	2.0	0.058	04/13/26	04/13/26
Arsenic	ND		ug/L	2.0	0.059	04/13/26	04/13/26
Barium	0.10	J	ug/L	5.0	0.069	04/13/26	04/13/26
Beryllium	ND		ug/L	1.0	0.044	04/13/26	04/13/26
Boron	ND		ug/L	10	5.7	04/13/26	04/13/26
Cadmium	ND		ug/L	1.0	0.079	04/13/26	04/13/26
Chromium	ND		ug/L	5.0	0.14	04/13/26	04/13/26
Cobalt	ND		ug/L	1.0	0.033	04/13/26	04/13/26
Copper	ND		ug/L	3.0	1.4	04/13/26	04/13/26
Lead	ND		ug/L	5.0	0.31	04/13/26	04/13/26
Manganese	ND		ug/L	10	0.62	04/13/26	04/13/26
Nickel	0.14	J	ug/L	5.0	0.13	04/13/26	04/13/26
Selenium	ND		ug/L	2.0	0.60	04/13/26	04/13/26
Silver	ND		ug/L	5.0	0.087	04/13/26	04/13/26
Thallium	ND		ug/L	1.0	0.031	04/13/26	04/13/26
Tin	ND		ug/L	5.0	0.59	04/13/26	04/13/26
Vanadium	ND		ug/L	5.0	0.25	04/13/26	04/13/26
Zinc	ND		ug/L	10	2.1	04/13/26	04/13/26

Type: Lab Control Sample	Lab ID: QC1359515	Batch: 400642
Matrix: Water	Method: EPA 200.8	Prep Method: EPA 3015A

QC1359515 Analyte	Result	Spiked	Units	Recovery	Qual	Limits
Antimony	107.0	100.0	ug/L	107%		85-115
Arsenic	96.96	100.0	ug/L	97%		85-115
Barium	101.0	100.0	ug/L	101%		85-115
Beryllium	96.69	100.0	ug/L	97%		85-115
Boron	94.38	100.0	ug/L	94%		85-115
Cadmium	100.8	100.0	ug/L	101%		85-115
Chromium	100.3	100.0	ug/L	100%		85-115
Cobalt	102.5	100.0	ug/L	103%		85-115
Copper	102.7	100.0	ug/L	103%		85-115
Lead	96.51	100.0	ug/L	97%		85-115
Manganese	100.2	100.0	ug/L	100%		85-115
Nickel	102.4	100.0	ug/L	102%		85-115
Selenium	95.98	100.0	ug/L	96%		85-115
Silver	50.28	50.00	ug/L	101%		85-115
Thallium	97.50	100.0	ug/L	97%		85-115
Tin	93.82	100.0	ug/L	94%		85-115
Vanadium	100.3	100.0	ug/L	100%		85-115
Zinc	97.54	100.0	ug/L	98%		85-115

Batch QC

Type:	Matrix Spike	Lab ID:	QC1359516	Batch:	400642
Matrix (Source ID):	Water (557419-001)	Method:	EPA 200.8	Prep Method:	EPA 3015A

QC1359516 Analyte	Result	Source Sample Result	Spiked	Units	Recovery	Qual	Limits	DF
Antimony	97.59	0.8210	100.0	ug/L	97%		70-130	10
Arsenic	102.6	8.256	100.0	ug/L	94%		70-130	10
Barium	145.2	45.57	100.0	ug/L	100%		70-130	10
Beryllium	97.50	0.1520	100.0	ug/L	97%		70-130	10
Boron	245.3	176.6	100.0	ug/L	69%	*	70-130	10
Cadmium	96.49	ND	100.0	ug/L	96%		70-130	10
Chromium	109.0	9.455	100.0	ug/L	100%		70-130	10
Cobalt	106.3	2.597	100.0	ug/L	104%		70-130	10
Copper	124.7	17.66	100.0	ug/L	107%		70-130	10
Lead	96.32	3.151	100.0	ug/L	93%		70-130	10
Manganese	173.6	68.14	100.0	ug/L	105%		70-130	10
Nickel	110.2	6.527	100.0	ug/L	104%		70-130	10
Selenium	92.45	1.176	100.0	ug/L	91%		70-130	10
Silver	49.83	ND	50.00	ug/L	100%		70-130	10
Thallium	93.95	0.1660	100.0	ug/L	94%		70-130	10
Tin	74.28	ND	100.0	ug/L	74%		70-130	10
Vanadium	118.9	21.21	100.0	ug/L	98%		70-130	10
Zinc	139.0	38.38	100.0	ug/L	101%		70-130	10

Type:	Matrix Spike Duplicate	Lab ID:	QC1359517	Batch:	400642
Matrix (Source ID):	Water (557419-001)	Method:	EPA 200.8	Prep Method:	EPA 3015A

QC1359517 Analyte	Result	Source Sample Result	Spiked	Units	Recovery	Qual	Limits	RPD	RPD Lim	DF
Antimony	98.89	0.8210	100.0	ug/L	98%		70-130	1	20	10
Arsenic	102.3	8.256	100.0	ug/L	94%		70-130	0	20	10
Barium	147.8	45.57	100.0	ug/L	102%		70-130	2	20	10
Beryllium	95.68	0.1520	100.0	ug/L	96%		70-130	2	20	10
Boron	235.9	176.6	100.0	ug/L	59%	*	70-130	4	20	10
Cadmium	99.85	ND	100.0	ug/L	100%		70-130	3	20	10
Chromium	108.1	9.455	100.0	ug/L	99%		70-130	1	20	10
Cobalt	105.4	2.597	100.0	ug/L	103%		70-130	1	20	10
Copper	122.1	17.66	100.0	ug/L	104%		70-130	2	20	10
Lead	100.5	3.151	100.0	ug/L	97%		70-130	4	20	10
Manganese	167.9	68.14	100.0	ug/L	100%		70-130	3	20	10
Nickel	109.7	6.527	100.0	ug/L	103%		70-130	0	20	10
Selenium	91.20	1.176	100.0	ug/L	90%		70-130	1	20	10
Silver	49.83	ND	50.00	ug/L	100%		70-130	0	20	10
Thallium	97.50	0.1660	100.0	ug/L	97%		70-130	4	20	10
Tin	71.34	ND	100.0	ug/L	71%		70-130	4	20	10
Vanadium	118.3	21.21	100.0	ug/L	97%		70-130	0	20	10
Zinc	140.2	38.38	100.0	ug/L	102%		70-130	1	20	10

Batch QC

Type: Blank	Lab ID: QC1359428	Batch: 400622
Matrix: Water	Method: EPA 245.1	Prep Method: EPA 245.1

QC1359428 Analyte	Result	Qual	Units	RL	MDL	Prepared	Analyzed
Mercury	ND		ug/L	0.40	0.063	04/13/26	04/13/26

Type: Lab Control Sample	Lab ID: QC1359429	Batch: 400622
Matrix: Water	Method: EPA 245.1	Prep Method: EPA 245.1

QC1359429 Analyte	Result	Spiked	Units	Recovery	Qual	Limits
Mercury	4.664	5.000	ug/L	93%		85-115

Type: Matrix Spike	Lab ID: QC1359430	Batch: 400622
Matrix (Source ID): Water (557420-002)	Method: EPA 245.1	Prep Method: EPA 245.1

QC1359430 Analyte	Result	Source Sample Result	Spiked	Units	Recovery	Qual	Limits	DF
Mercury	899.7	ND	1000	ug/L	90%		75-125	200

Type: Matrix Spike Duplicate	Lab ID: QC1359431	Batch: 400622
Matrix (Source ID): Water (557420-002)	Method: EPA 245.1	Prep Method: EPA 245.1

QC1359431 Analyte	Result	Source Sample Result	Spiked	Units	Recovery	Qual	Limits	RPD	RPD Lim	DF
Mercury	914.8	ND	1000	ug/L	91%		75-125	2	20	200

Type: Blank	Lab ID: QC1359322	Batch: 400590
Matrix: Water	Method: EPA 300.0	Prep Method: METHOD

QC1359322 Analyte	Result	Qual	Units	RL	MDL	Prepared	Analyzed
Fluoride	ND		mg/L	0.20	0.062	04/12/26 13:05	04/12/26 14:57
Chloride	ND		mg/L	1.0	0.27	04/12/26 13:05	04/12/26 14:57
Nitrogen, Nitrite	ND		mg/L	0.10	0.01	04/12/26 13:05	04/12/26 14:57
Bromide	ND		mg/L	0.30	0.049	04/12/26 13:05	04/12/26 14:57
Nitrogen, Nitrate	ND		mg/L	0.10	0.05	04/12/26 13:05	04/12/26 14:57
Sulfate	ND		mg/L	1.0	0.26	04/12/26 13:05	04/12/26 14:57

Type: Lab Control Sample	Lab ID: QC1359323	Batch: 400590
Matrix: Water	Method: EPA 300.0	Prep Method: METHOD

QC1359323 Analyte	Result	Spiked	Units	Recovery	Qual	Limits
Fluoride	10.36	10.00	mg/L	104%		90-110
Chloride	48.88	50.00	mg/L	98%		90-110
Nitrogen, Nitrite	4.714	4.567	mg/L	103%		90-110
Bromide	15.60	15.00	mg/L	104%		90-110
Nitrogen, Nitrate	4.673	4.518	mg/L	103%		90-110
Sulfate	26.46	25.00	mg/L	106%		90-110

Batch QC

Type:	Matrix Spike	Lab ID:	QC1359324	Batch:	400590
Matrix (Source ID):	Water (557418-001)	Method:	EPA 300.0	Prep Method:	METHOD

QC1359324 Analyte	Result	Source Sample Result	Spiked	Units	Recovery	Qual	Limits	DF
Fluoride	29.26	0.4278	20.00	mg/L	144%	*	80-129	1
Chloride	161.9	20.72	100.0	mg/L	141%	*	80-123	1
Nitrogen, Nitrite	12.84	0.02719	9.134	mg/L	140%	*	80-122	1
Bromide	21.25	0.1792	15.00	mg/L	140%	*	80-121	1
Nitrogen, Nitrate	13.00	0.3109	9.036	mg/L	140%	*	80-123	1
Sulfate	215.2	162.5	50.00	mg/L	105%	E	79-124	1

Type:	Matrix Spike Duplicate	Lab ID:	QC1359325	Batch:	400590
Matrix (Source ID):	Water (557418-001)	Method:	EPA 300.0	Prep Method:	METHOD

QC1359325 Analyte	Result	Source Sample Result	Spiked	Units	Recovery	Qual	Limits	RPD	RPD Lim	DF
Fluoride	24.69	0.4278	20.00	mg/L	121%		80-129	17	21	1
Chloride	140.2	20.72	100.0	mg/L	119%		80-123	14	20	1
Nitrogen, Nitrite	10.79	0.02719	9.134	mg/L	118%		80-122	17	21	1
Bromide	17.86	0.1792	15.00	mg/L	118%		80-121	17	20	1
Nitrogen, Nitrate	10.95	0.3109	9.036	mg/L	118%		80-123	17	20	1
Sulfate	206.9	162.5	50.00	mg/L	89%	E	79-124		20	1

Type:	Blank	Lab ID:	QC1359436	Batch:	400624
Matrix:	Water	Method:	EPA 350.1	Prep Method:	METHOD

QC1359436 Analyte	Result	Qual	Units	RL	MDL	Prepared	Analyzed
Ammonia-N	ND		mg/L	0.10	0.068	04/13/26	04/13/26

Type:	Lab Control Sample	Lab ID:	QC1359437	Batch:	400624
Matrix:	Water	Method:	EPA 350.1	Prep Method:	METHOD

QC1359437 Analyte	Result	Spiked	Units	Recovery	Qual	Limits
Ammonia-N	0.9038	1.000	mg/L	90%		90-110

Type:	Matrix Spike	Lab ID:	QC1359438	Batch:	400624
Matrix (Source ID):	Water (557375-010)	Method:	EPA 350.1	Prep Method:	METHOD

QC1359438 Analyte	Result	Source Sample Result	Spiked	Units	Recovery	Qual	Limits	DF
Ammonia-N	1.025	ND	1.000	mg/L	103%		90-110	1

Batch QC

Type:	**Matrix Spike Duplicate**	**Lab ID:**	**QC1359439**	**Batch:**	**400624**
Matrix (Source ID):	**Water (557375-010)**	**Method:**	**EPA 350.1**	**Prep Method:**	**METHOD**

QC1359439 Analyte	Result	Source Sample Result	Spiked	Units	Recovery	Qual	Limits	RPD	RPD Lim	DF
Ammonia-N	1.056	ND	1.000	mg/L	106%		90-110	3	20	1

Type:	**Blank**	**Lab ID:**	**QC1359597**	**Batch:**	**400663**
Matrix:	**Water**	**Method:**	**EPA 420.1**	**Prep Method:**	**METHOD**

QC1359597 Analyte	Result	Qual	Units	RL	MDL	Prepared	Analyzed
Total Phenolics	ND		mg/L	0.010	0.0056	04/13/26	04/13/26

Type:	**Lab Control Sample**	**Lab ID:**	**QC1359598**	**Batch:**	**400663**
Matrix:	**Water**	**Method:**	**EPA 420.1**	**Prep Method:**	**METHOD**

QC1359598 Analyte	Result	Spiked	Units	Recovery	Qual	Limits
Total Phenolics	0.07200	0.08000	mg/L	90%		80-120

Type:	**Lab Control Sample Duplicate**	**Lab ID:**	**QC1359599**	**Batch:**	**400663**
Matrix:	**Water**	**Method:**	**EPA 420.1**	**Prep Method:**	**METHOD**

QC1359599 Analyte	Result	Spiked	Units	Recovery	Qual	Limits	RPD	RPD Lim
Total Phenolics	0.07400	0.08000	mg/L	93%		80-120	3	20

Batch QC

Type: Blank	Lab ID: QC1359238	Batch: 400571
Matrix: Water		

QC1359238 Analyte	Result	Qual	Units	RL	MDL	Prepared	Analyzed
Method: EPA 625.1 Prep Method: EPA 3510C							
a-Terpineol	ND		ug/L	10	2.1	04/12/26	04/12/26
Benzoic acid	ND		ug/L	50	11	04/12/26	04/12/26
2-Methylphenol	ND		ug/L	10	3.2	04/12/26	04/12/26
Pyridine	ND		ug/L	10	2.8	04/12/26	04/12/26
Phenol	ND		ug/L	10	2.1	04/12/26	04/12/26
Naphthalene	ND		ug/L	10	3.6	04/12/26	04/12/26
3-,4-Methylphenol	ND		ug/L	10	3.0	04/12/26	04/12/26
Cresol	ND		ug/L	10		04/12/26	04/12/26
Surrogates				**Limits**			
2-Fluorophenol	53%		%REC	36-95		04/12/26	04/12/26
Phenol-d6	34%		%REC	28-82		04/12/26	04/12/26
2,4,6-Tribromophenol	86%		%REC	61-140		04/12/26	04/12/26
Nitrobenzene-d5	73%		%REC	48-123		04/12/26	04/12/26
2-Fluorobiphenyl	77%		%REC	51-105		04/12/26	04/12/26
Terphenyl-d14	85%		%REC	65-117		04/12/26	04/12/26
Method: EPA 8270E Prep Method: EPA 3510C							
Carbazole	ND		ug/L	10	2.8	04/12/26	04/12/26
N-Nitrosodimethylamine	ND		ug/L	10	2.9	04/12/26	04/12/26
Aniline	ND		ug/L	10	2.8	04/12/26	04/12/26
bis(2-Chloroethyl)ether	ND		ug/L	25	3.7	04/12/26	04/12/26
2-Chlorophenol	ND		ug/L	10	3.6	04/12/26	04/12/26
1,3-Dichlorobenzene	ND		ug/L	10	3.3	04/12/26	04/12/26
1,4-Dichlorobenzene	ND		ug/L	10	3.4	04/12/26	04/12/26
Benzyl alcohol	ND		ug/L	25	5.8	04/12/26	04/12/26
1,2-Dichlorobenzene	ND		ug/L	10	3.3	04/12/26	04/12/26
bis(2-Chloroisopropyl) ether	ND		ug/L	10	3.8	04/12/26	04/12/26
N-Nitroso-di-n-propylamine	ND		ug/L	10	3.9	04/12/26	04/12/26
Hexachloroethane	ND		ug/L	10	3.0	04/12/26	04/12/26
Nitrobenzene	ND		ug/L	25	8.4	04/12/26	04/12/26
Isophorone	ND		ug/L	10	3.7	04/12/26	04/12/26
2-Nitrophenol	ND		ug/L	10	5.4	04/12/26	04/12/26
2,4-Dimethylphenol	ND		ug/L	10	3.2	04/12/26	04/12/26
bis(2-Chloroethoxy)methane	ND		ug/L	10	3.7	04/12/26	04/12/26
2,4-Dichlorophenol	ND		ug/L	10	3.7	04/12/26	04/12/26
1,2,4-Trichlorobenzene	ND		ug/L	10	3.4	04/12/26	04/12/26
4-Chloroaniline	ND		ug/L	10	3.1	04/12/26	04/12/26
Hexachlorobutadiene	ND		ug/L	10	2.2	04/12/26	04/12/26
4-Chloro-3-methylphenol	ND		ug/L	10	3.6	04/12/26	04/12/26
2-Methylnaphthalene	ND		ug/L	10	3.4	04/12/26	04/12/26
Hexachlorocyclopentadiene	ND		ug/L	25	7.8	04/12/26	04/12/26
2,4,6-Trichlorophenol	ND		ug/L	10	4.1	04/12/26	04/12/26
2,4,5-Trichlorophenol	ND		ug/L	10	3.7	04/12/26	04/12/26
2-Chloronaphthalene	ND		ug/L	10	3.4	04/12/26	04/12/26
2-Nitroaniline	ND		ug/L	50	4.3	04/12/26	04/12/26

Batch QC

QC1359238 Analyte	Result	Qual	Units	RL	MDL	Prepared	Analyzed
Dimethylphthalate	ND		ug/L	10	3.4	04/12/26	04/12/26
Acenaphthylene	ND		ug/L	10	3.9	04/12/26	04/12/26
2,6-Dinitrotoluene	ND		ug/L	10	4.4	04/12/26	04/12/26
3-Nitroaniline	ND		ug/L	10	4.0	04/12/26	04/12/26
Acenaphthene	ND		ug/L	10	3.2	04/12/26	04/12/26
2,4-Dinitrophenol	ND		ug/L	50	15	04/12/26	04/12/26
4-Nitrophenol	ND		ug/L	50	8.5	04/12/26	04/12/26
Dibenzofuran	ND		ug/L	10	3.2	04/12/26	04/12/26
2,4-Dinitrotoluene	ND		ug/L	10	4.3	04/12/26	04/12/26
Diethylphthalate	ND		ug/L	10	2.9	04/12/26	04/12/26
Fluorene	ND		ug/L	10	3.1	04/12/26	04/12/26
4-Chlorophenyl-phenylether	ND		ug/L	10	3.1	04/12/26	04/12/26
4-Nitroaniline	ND		ug/L	10	3.3	04/12/26	04/12/26
4,6-Dinitro-2-methylphenol	ND		ug/L	50	17	04/12/26	04/12/26
N-Nitrosodiphenylamine	ND		ug/L	10	4.0	04/12/26	04/12/26
1,2-diphenylhydrazine (as azobenzene)	ND		ug/L	10	2.9	04/12/26	04/12/26
4-Bromophenyl-phenylether	ND		ug/L	10	3.3	04/12/26	04/12/26
Hexachlorobenzene	ND		ug/L	10	3.0	04/12/26	04/12/26
Pentachlorophenol	ND		ug/L	25	5.7	04/12/26	04/12/26
Phenanthrene	ND		ug/L	10	2.9	04/12/26	04/12/26
Anthracene	ND		ug/L	10	2.8	04/12/26	04/12/26
Di-n-butylphthalate	ND		ug/L	10	3.0	04/12/26	04/12/26
Fluoranthene	ND		ug/L	10	2.8	04/12/26	04/12/26
Benzidine	ND		ug/L	50	19	04/12/26	04/12/26
Pyrene	ND		ug/L	10	2.7	04/12/26	04/12/26
Butylbenzylphthalate	ND		ug/L	10	3.6	04/12/26	04/12/26
3,3'-Dichlorobenzidine	ND		ug/L	25	5.2	04/12/26	04/12/26
Benzo(a)anthracene	ND		ug/L	10	2.4	04/12/26	04/12/26
Chrysene	ND		ug/L	10	2.5	04/12/26	04/12/26
bis(2-Ethylhexyl)phthalate	ND		ug/L	10	3.3	04/12/26	04/12/26
Di-n-octylphthalate	ND		ug/L	10	4.7	04/12/26	04/12/26
Benzo(b)fluoranthene	ND		ug/L	10	3.0	04/12/26	04/12/26
Benzo(k)fluoranthene	ND		ug/L	10	3.1	04/12/26	04/12/26
Benzo(a)pyrene	ND		ug/L	10	3.1	04/12/26	04/12/26
Indeno(1,2,3-cd)pyrene	ND		ug/L	10	4.2	04/12/26	04/12/26
Dibenz(a,h)anthracene	ND		ug/L	10	4.2	04/12/26	04/12/26
Benzo(g,h,i)perylene	ND		ug/L	10	4.1	04/12/26	04/12/26
Surrogates				**Limits**			
2-Fluorophenol	53%		%REC	15-120		04/12/26	04/12/26
Phenol-d6	34%		%REC	15-120		04/12/26	04/12/26
2,4,6-Tribromophenol	86%		%REC	15-140		04/12/26	04/12/26
Nitrobenzene-d5	73%		%REC	15-123		04/12/26	04/12/26
2-Fluorobiphenyl	77%		%REC	15-120		04/12/26	04/12/26
Terphenyl-d14	85%		%REC	15-120		04/12/26	04/12/26

Batch QC

Type: Lab Control Sample **Lab ID: QC1359239** **Batch: 400571**
Matrix: Water

QC1359239 Analyte	Result	Spiked	Units	Recovery	Qual	Limits
Method: EPA 625.1 Prep Method: EPA 3510C						
2-Methylphenol	62.26	75.00	ug/L	83%		44-120
Pyridine	43.86	75.00	ug/L	58%		13-120
Phenol	29.28	75.00	ug/L	39%		10-85
Naphthalene	63.72	75.00	ug/L	85%		23-133
3-,4-Methylphenol	61.59	75.00	ug/L	82%		40-120
a-Terpineol	71.35	75.00	ug/L	95%		70-130
Surrogates						
2-Fluorophenol	21.50	40.00	ug/L	54%		36-95
Phenol-d6	14.31	40.00	ug/L	36%		28-82
2,4,6-Tribromophenol	38.40	40.00	ug/L	96%		61-140
Nitrobenzene-d5	31.46	40.00	ug/L	79%		48-123
2-Fluorobiphenyl	32.79	40.00	ug/L	82%		51-105
Terphenyl-d14	35.33	40.00	ug/L	88%		65-117
Method: EPA 8270E Prep Method: EPA 3510C						
Phenol	29.28	75.00	ug/L	39%		14-120
2-Chlorophenol	68.77	75.00	ug/L	92%		46-120
1,4-Dichlorobenzene	52.26	75.00	ug/L	70%		42-120
3-,4-Methylphenol	61.59	75.00	ug/L	82%		40-120
N-Nitroso-di-n-propylamine	70.08	75.00	ug/L	93%		54-121
2,4-Dimethylphenol	73.10	75.00	ug/L	97%		48-120
1,2,4-Trichlorobenzene	60.21	75.00	ug/L	80%		45-120
4-Chloro-3-methylphenol	79.49	75.00	ug/L	106%		60-121
2,4,5-Trichlorophenol	79.52	75.00	ug/L	106%		62-124
Acenaphthene	73.05	75.00	ug/L	97%		56-120
4-Nitrophenol	37.43	75.00	ug/L	50%		17-120
2,4-Dinitrotoluene	77.56	75.00	ug/L	103%		69-127
Pentachlorophenol	84.44	75.00	ug/L	113%		51-120
Pyrene	74.37	75.00	ug/L	99%		68-123
Chrysene	73.43	75.00	ug/L	98%		66-120
Benzo(b)fluoranthene	80.70	75.00	ug/L	108%		67-120
Surrogates						
2-Fluorophenol	21.50	40.00	ug/L	54%		15-120
Phenol-d6	14.31	40.00	ug/L	36%		15-120
2,4,6-Tribromophenol	38.40	40.00	ug/L	96%		15-140
Nitrobenzene-d5	31.46	40.00	ug/L	79%		15-123
2-Fluorobiphenyl	32.79	40.00	ug/L	82%		15-120
Terphenyl-d14	35.33	40.00	ug/L	88%		15-120

Batch QC

Type: Lab Control Sample Duplicate **Lab ID:** QC1359240 **Batch:** 400571
Matrix: Water

QC1359240 Analyte	Result	Spiked	Units	Recovery	Qual	Limits	RPD	RPD Lim
Method: EPA 625.1 Prep Method: EPA 3510C								
2-Methylphenol	61.86	75.00	ug/L	82%		44-120	1	51
Pyridine	43.88	75.00	ug/L	59%		13-120	0	62
Phenol	29.57	75.00	ug/L	39%		10-85	1	52
Naphthalene	62.60	75.00	ug/L	83%		23-133	2	50
3-,4-Methylphenol	61.12	75.00	ug/L	81%		40-120	1	51
a-Terpineol	70.51	75.00	ug/L	94%		70-130	1	30
Surrogates								
2-Fluorophenol	21.64	40.00	ug/L	54%		36-95		
Phenol-d6	14.14	40.00	ug/L	35%		28-82		
2,4,6-Tribromophenol	38.66	40.00	ug/L	97%		61-140		
Nitrobenzene-d5	32.62	40.00	ug/L	82%		48-123		
2-Fluorobiphenyl	30.88	40.00	ug/L	77%		51-105		
Terphenyl-d14	35.97	40.00	ug/L	90%		65-117		
Method: EPA 8270E Prep Method: EPA 3510C								
Phenol	29.57	75.00	ug/L	39%		14-120	1	52
2-Chlorophenol	69.27	75.00	ug/L	92%		46-120	1	52
1,4-Dichlorobenzene	51.78	75.00	ug/L	69%		42-120	1	53
3-,4-Methylphenol	61.12	75.00	ug/L	81%		40-120	1	51
N-Nitroso-di-n-propylamine	68.95	75.00	ug/L	92%		54-121	2	52
2,4-Dimethylphenol	72.73	75.00	ug/L	97%		48-120	1	52
1,2,4-Trichlorobenzene	60.75	75.00	ug/L	81%		45-120	1	54
4-Chloro-3-methylphenol	78.28	75.00	ug/L	104%		60-121	2	47
2,4,5-Trichlorophenol	79.76	75.00	ug/L	106%		62-124	0	46
Acenaphthene	70.64	75.00	ug/L	94%		56-120	3	46
4-Nitrophenol	36.29	75.00	ug/L	48%		17-120	3	44
2,4-Dinitrotoluene	76.31	75.00	ug/L	102%		69-127	2	40
Pentachlorophenol	82.25	75.00	ug/L	110%		51-120	3	42
Pyrene	75.06	75.00	ug/L	100%		68-123	1	39
Chrysene	75.39	75.00	ug/L	101%		66-120	3	38
Benzo(b)fluoranthene	81.62	75.00	ug/L	109%		67-120	1	39
Surrogates								
2-Fluorophenol	21.64	40.00	ug/L	54%		15-120		
Phenol-d6	14.14	40.00	ug/L	35%		15-120		
2,4,6-Tribromophenol	38.66	40.00	ug/L	97%		15-140		
Nitrobenzene-d5	32.62	40.00	ug/L	82%		15-123		
2-Fluorobiphenyl	30.88	40.00	ug/L	77%		15-120		
Terphenyl-d14	35.97	40.00	ug/L	90%		15-120		

Batch QC

Type: Blank	Lab ID: QC1359362	Batch: 400599
Matrix: Water		

QC1359362 Analyte	Result	Qual	Units	RL	MDL	Prepared	Analyzed
Method: EPA 8081A Prep Method: EPA 3510C							
alpha-BHC	ND		ug/L	0.05	0.01	04/12/26	04/12/26
beta-BHC	ND		ug/L	0.05	0.02	04/12/26	04/12/26
gamma-BHC	ND		ug/L	0.05	0.01	04/12/26	04/12/26
delta-BHC	ND		ug/L	0.05	0.009	04/12/26	04/12/26
Heptachlor	ND		ug/L	0.05	0.02	04/12/26	04/12/26
Aldrin	ND		ug/L	0.05	0.02	04/12/26	04/12/26
Heptachlor epoxide	ND		ug/L	0.05	0.01	04/12/26	04/12/26
Endosulfan I	ND		ug/L	0.05	0.02	04/12/26	04/12/26
Dieldrin	ND		ug/L	0.1	0.01	04/12/26	04/12/26
4,4'-DDE	ND		ug/L	0.1	0.03	04/12/26	04/12/26
Endrin	ND		ug/L	0.1	0.01	04/12/26	04/12/26
Endosulfan II	ND		ug/L	0.1	0.01	04/12/26	04/12/26
Endosulfan sulfate	ND		ug/L	0.1	0.02	04/12/26	04/12/26
4,4'-DDD	ND		ug/L	0.1	0.03	04/12/26	04/12/26
Endrin aldehyde	ND		ug/L	0.1	0.03	04/12/26	04/12/26
Endrin ketone	ND		ug/L	0.1	0.03	04/12/26	04/12/26
4,4'-DDT	ND		ug/L	0.1	0.07	04/12/26	04/12/26
Methoxychlor	ND		ug/L	0.1	0.04	04/12/26	04/12/26
Toxaphene	ND		ug/L	2.0	0.6	04/12/26	04/12/26
Chlordane (Technical)	ND		ug/L	1.0	0.3	04/12/26	04/12/26
Surrogates				**Limits**			
TCMX	92%		%REC	29-120		04/12/26	04/12/26
Decachlorobiphenyl	113%		%REC	33-132		04/12/26	04/12/26
Method: EPA 8082 Prep Method: EPA 3510C							
Aroclor-1016	ND		ug/L	0.50	0.24	04/12/26	04/12/26
Aroclor-1221	ND		ug/L	0.50	0.44	04/12/26	04/12/26
Aroclor-1232	ND		ug/L	0.50	0.24	04/12/26	04/12/26
Aroclor-1242	ND		ug/L	0.50	0.32	04/12/26	04/12/26
Aroclor-1248	ND		ug/L	0.50	0.22	04/12/26	04/12/26
Aroclor-1254	ND		ug/L	0.50	0.31	04/12/26	04/12/26
Aroclor-1260	ND		ug/L	0.50	0.29	04/12/26	04/12/26
Aroclor-1262	ND		ug/L	0.50	0.27	04/12/26	04/12/26
Aroclor-1268	ND		ug/L	0.50	0.28	04/12/26	04/12/26
Surrogates				**Limits**			
Decachlorobiphenyl (PCB)	106%		%REC	28-138		04/12/26	04/12/26

Batch QC

Type:	**Lab Control Sample**	**Lab ID:**	**QC1359363**	**Batch:**	**400599**
Matrix:	**Water**	**Method:**	**EPA 8081A**	**Prep Method:**	**EPA 3510C**

QC1359363 Analyte	Result	Spiked	Units	Recovery	Qual	Limits
alpha-BHC	0.5020	0.5000	ug/L	100%		66-121
beta-BHC	0.5204	0.5000	ug/L	104%		73-120
gamma-BHC	0.5205	0.5000	ug/L	104%		68-125
delta-BHC	0.5046	0.5000	ug/L	101%		68-131
Heptachlor	0.5147	0.5000	ug/L	103%		63-120
Aldrin	0.4471	0.5000	ug/L	89%		56-120
Heptachlor epoxide	0.5259	0.5000	ug/L	105%	#	65-120
Endosulfan I	0.4840	0.5000	ug/L	97%		68-124
Dieldrin	0.4815	0.5000	ug/L	96%		66-124
4,4'-DDE	0.5322	0.5000	ug/L	106%		67-131
Endrin	0.5479	0.5000	ug/L	110%		68-135
Endosulfan II	0.5458	0.5000	ug/L	109%	#	71-130
Endosulfan sulfate	0.5261	0.5000	ug/L	105%		68-128
4,4'-DDD	0.4989	0.5000	ug/L	100%		65-130
Endrin aldehyde	0.4716	0.5000	ug/L	94%		67-124
Endrin ketone	0.5545	0.5000	ug/L	111%		69-137
4,4'-DDT	0.5521	0.5000	ug/L	110%		65-136
Methoxychlor	0.6454	0.5000	ug/L	129%	#	69-150
Surrogates						
TCMX	0.3900	0.5000	ug/L	78%		29-120
Decachlorobiphenyl	0.6356	0.5000	ug/L	127%		33-132

Batch QC

Type:	Lab Control Sample Duplicate	Lab ID:	QC1359364	Batch:	400599
Matrix:	Water	Method:	EPA 8081A	Prep Method:	EPA 3510C

QC1359364 Analyte	Result	Spiked	Units	Recovery	Qual	Limits	RPD	RPD Lim
alpha-BHC	0.5501	0.5000	ug/L	110%		66-121	9	20
beta-BHC	0.5394	0.5000	ug/L	108%		73-120	4	20
gamma-BHC	0.5622	0.5000	ug/L	112%		68-125	8	20
delta-BHC	0.5506	0.5000	ug/L	110%		68-131	9	20
Heptachlor	0.5549	0.5000	ug/L	111%		63-120	8	24
Aldrin	0.4888	0.5000	ug/L	98%		56-120	9	30
Heptachlor epoxide	0.5646	0.5000	ug/L	113%	#	65-120	7	20
Endosulfan I	0.5207	0.5000	ug/L	104%		68-124	7	20
Dieldrin	0.5140	0.5000	ug/L	103%		66-124	7	22
4,4'-DDE	0.5730	0.5000	ug/L	115%		67-131	7	21
Endrin	0.5890	0.5000	ug/L	118%		68-135	7	20
Endosulfan II	0.5746	0.5000	ug/L	115%	#	71-130	5	21
Endosulfan sulfate	0.5541	0.5000	ug/L	111%		68-128	5	21
4,4'-DDD	0.5334	0.5000	ug/L	107%		65-130	7	22
Endrin aldehyde	0.5044	0.5000	ug/L	101%		67-124	7	20
Endrin ketone	0.5897	0.5000	ug/L	118%		69-137	6	21
4,4'-DDT	0.5833	0.5000	ug/L	117%		65-136	6	23
Methoxychlor	0.6682	0.5000	ug/L	134%	#	69-150	3	23
Surrogates								
TCMX	0.4320	0.5000	ug/L	86%		29-120		
Decachlorobiphenyl	0.6366	0.5000	ug/L	127%		33-132		

Type:	Lab Control Sample	Lab ID:	QC1359365	Batch:	400599
Matrix:	Water	Method:	EPA 8082	Prep Method:	EPA 3510C

QC1359365 Analyte	Result	Spiked	Units	Recovery	Qual	Limits
Aroclor-1016	5.457	5.000	ug/L	109%		69-120
Aroclor-1260	5.898	5.000	ug/L	118%		72-124
Surrogates						
Decachlorobiphenyl (PCB)	0.5396	0.5000	ug/L	108%		28-138

Type:	Lab Control Sample Duplicate	Lab ID:	QC1359366	Batch:	400599
Matrix:	Water	Method:	EPA 8082	Prep Method:	EPA 3510C

QC1359366 Analyte	Result	Spiked	Units	Recovery	Qual	Limits	RPD	RPD Lim
Aroclor-1016	5.863	5.000	ug/L	117%		69-120	7	22
Aroclor-1260	5.980	5.000	ug/L	120%		72-124	1	25
Surrogates								
Decachlorobiphenyl (PCB)	0.5388	0.5000	ug/L	108%		28-138		

Batch QC

Type:	Lab Control Sample	Lab ID:	QC1359501	Batch:	400639
Matrix:	Water	Method:	EPA 8260B	Prep Method:	EPA 5030B

QC1359501 Analyte	Result	Spiked	Units	Recovery	Qual	Limits
1,1-Dichloroethene	43.44	50.00	ug/L	87%		69-128
MTBE	48.79	50.00	ug/L	98%		66-125
Benzene	47.86	50.00	ug/L	96%		76-121
Trichloroethene	47.41	50.00	ug/L	95%		76-124
Toluene	44.79	50.00	ug/L	90%		76-120
Chlorobenzene	45.70	50.00	ug/L	91%		78-120
Surrogates						
Dibromofluoromethane	48.95	50.00	ug/L	98%		70-130
1,2-Dichloroethane-d4	48.38	50.00	ug/L	97%		70-130
Toluene-d8	49.22	50.00	ug/L	98%		70-130
Bromofluorobenzene	51.48	50.00	ug/L	103%		70-130

Type:	Lab Control Sample Duplicate	Lab ID:	QC1359502	Batch:	400639
Matrix:	Water	Method:	EPA 8260B	Prep Method:	EPA 5030B

QC1359502 Analyte	Result	Spiked	Units	Recovery	Qual	Limits	RPD	RPD Lim
1,1-Dichloroethene	42.16	50.00	ug/L	84%		69-128	3	23
MTBE	48.07	50.00	ug/L	96%		66-125	1	22
Benzene	46.84	50.00	ug/L	94%		76-121	2	21
Trichloroethene	48.11	50.00	ug/L	96%		76-124	1	22
Toluene	45.27	50.00	ug/L	91%		76-120	1	21
Chlorobenzene	45.58	50.00	ug/L	91%		78-120	0	20
Surrogates								
Dibromofluoromethane	47.74	50.00	ug/L	95%		70-130		
1,2-Dichloroethane-d4	47.36	50.00	ug/L	95%		70-130		
Toluene-d8	49.40	50.00	ug/L	99%		70-130		
Bromofluorobenzene	50.72	50.00	ug/L	101%		70-130		

Batch QC

Type:	**Blank**	**Lab ID:**	**QC1359507**	**Batch:**	**400639**
Matrix:	**Water**	**Method:**	**EPA 8260B**	**Prep Method:**	**EPA 5030B**

QC1359507 Analyte	Result	Qual	Units	RL	MDL	Prepared	Analyzed
Carbon Disulfide	ND		ug/L	5.0	0.3	04/13/26	04/13/26
Chloroprene	ND		ug/L	200	0.3	04/13/26	04/13/26
3-Chloropropene	ND		ug/L	5.0	0.2	04/13/26	04/13/26
Ethyl methacrylate	ND		ug/L	50	2.4	04/13/26	04/13/26
Ethanol	ND		ug/L	500	130	04/13/26	04/13/26
2-Hexanone	ND		ug/L	5.0	0.6	04/13/26	04/13/26
Isopropanol (IPA)	ND		ug/L	200	40	04/13/26	04/13/26
Methyl acrylonitrile	ND		ug/L	35	1.3	04/13/26	04/13/26
Vinyl Acetate	ND		ug/L	50	2.4	04/13/26	04/13/26
Acrolein	ND		ug/L	200	2.0	04/13/26	04/13/26
Acrylonitrile	ND		ug/L	10	0.3	04/13/26	04/13/26
Freon 12	ND		ug/L	5.0	0.2	04/13/26	04/13/26
Chloromethane	ND		ug/L	5.0	0.1	04/13/26	04/13/26
Vinyl Chloride	ND		ug/L	5.0	0.1	04/13/26	04/13/26
Bromomethane	ND		ug/L	5.0	0.3	04/13/26	04/13/26
Chloroethane	ND		ug/L	5.0	0.05	04/13/26	04/13/26
Trichlorofluoromethane	ND		ug/L	5.0	0.08	04/13/26	04/13/26
Iodomethane	ND		ug/L	5.0		04/13/26	04/13/26
Acetone	ND		ug/L	100	8.8	04/13/26	04/13/26
Freon 113	ND		ug/L	5.0	0.1	04/13/26	04/13/26
1,1-Dichloroethene	ND		ug/L	5.0	0.1	04/13/26	04/13/26
Methylene Chloride	ND		ug/L	10	0.2	04/13/26	04/13/26
MTBE	ND		ug/L	5.0	0.1	04/13/26	04/13/26
trans-1,2-Dichloroethene	ND		ug/L	5.0	0.1	04/13/26	04/13/26
1,1-Dichloroethane	ND		ug/L	5.0	0.07	04/13/26	04/13/26
2-Butanone	ND		ug/L	10	0.9	04/13/26	04/13/26
cis-1,2-Dichloroethene	ND		ug/L	5.0	0.09	04/13/26	04/13/26
2,2-Dichloropropane	ND		ug/L	5.0	0.09	04/13/26	04/13/26
Chloroform	ND		ug/L	5.0	0.07	04/13/26	04/13/26
Bromochloromethane	ND		ug/L	5.0	0.1	04/13/26	04/13/26
1,1,1-Trichloroethane	ND		ug/L	5.0	0.03	04/13/26	04/13/26
1,1-Dichloropropene	ND		ug/L	5.0	0.08	04/13/26	04/13/26
Carbon Tetrachloride	ND		ug/L	5.0	0.07	04/13/26	04/13/26
1,2-Dichloroethane	ND		ug/L	5.0	0.09	04/13/26	04/13/26
Benzene	ND		ug/L	1.0	0.07	04/13/26	04/13/26
Trichloroethene	ND		ug/L	5.0	0.05	04/13/26	04/13/26
1,2-Dichloropropane	ND		ug/L	5.0	0.07	04/13/26	04/13/26
Bromodichloromethane	ND		ug/L	5.0	0.05	04/13/26	04/13/26
Dibromomethane	ND		ug/L	5.0	0.1	04/13/26	04/13/26
4-Methyl-2-Pentanone	ND		ug/L	5.0	0.5	04/13/26	04/13/26
cis-1,3-Dichloropropene	ND		ug/L	5.0	0.08	04/13/26	04/13/26
Toluene	ND		ug/L	5.0	0.05	04/13/26	04/13/26
trans-1,3-Dichloropropene	ND		ug/L	5.0	0.03	04/13/26	04/13/26
1,1,2-Trichloroethane	ND		ug/L	5.0	0.06	04/13/26	04/13/26
1,3-Dichloropropane	ND		ug/L	5.0	0.1	04/13/26	04/13/26
Tetrachloroethene	ND		ug/L	5.0	0.09	04/13/26	04/13/26
Dibromochloromethane	ND		ug/L	5.0	0.07	04/13/26	04/13/26

Batch QC

QC1359507 Analyte	Result	Qual	Units	RL	MDL	Prepared	Analyzed
1,2-Dibromoethane	ND		ug/L	5.0	0.07	04/13/26	04/13/26
Chlorobenzene	ND		ug/L	5.0	0.05	04/13/26	04/13/26
1,1,1,2-Tetrachloroethane	ND		ug/L	5.0	0.06	04/13/26	04/13/26
Ethylbenzene	ND		ug/L	5.0	0.04	04/13/26	04/13/26
m,p-Xylenes	ND		ug/L	5.0	0.1	04/13/26	04/13/26
o-Xylene	ND		ug/L	5.0	0.06	04/13/26	04/13/26
Styrene	ND		ug/L	5.0	0.06	04/13/26	04/13/26
Bromoform	ND		ug/L	5.0	0.08	04/13/26	04/13/26
Isopropylbenzene	ND		ug/L	5.0	0.06	04/13/26	04/13/26
1,1,2,2-Tetrachloroethane	ND		ug/L	5.0	0.06	04/13/26	04/13/26
1,2,3-Trichloropropane	ND		ug/L	5.0	0.09	04/13/26	04/13/26
Propylbenzene	ND		ug/L	5.0	0.05	04/13/26	04/13/26
Bromobenzene	ND		ug/L	5.0	0.06	04/13/26	04/13/26
1,3,5-Trimethylbenzene	ND		ug/L	5.0	0.08	04/13/26	04/13/26
2-Chlorotoluene	ND		ug/L	5.0	0.07	04/13/26	04/13/26
4-Chlorotoluene	ND		ug/L	5.0	0.08	04/13/26	04/13/26
tert-Butylbenzene	ND		ug/L	5.0	0.07	04/13/26	04/13/26
1,2,4-Trimethylbenzene	ND		ug/L	5.0	0.07	04/13/26	04/13/26
sec-Butylbenzene	ND		ug/L	5.0	0.06	04/13/26	04/13/26
para-Isopropyl Toluene	ND		ug/L	5.0	0.05	04/13/26	04/13/26
1,3-Dichlorobenzene	ND		ug/L	5.0	0.06	04/13/26	04/13/26
1,4-Dichlorobenzene	ND		ug/L	5.0	0.07	04/13/26	04/13/26
n-Butylbenzene	ND		ug/L	5.0	0.08	04/13/26	04/13/26
1,2-Dichlorobenzene	ND		ug/L	5.0	0.04	04/13/26	04/13/26
1,2-Dibromo-3-Chloropropane	ND		ug/L	5.0	0.3	04/13/26	04/13/26
1,2,4-Trichlorobenzene	ND		ug/L	5.0	0.1	04/13/26	04/13/26
Hexachlorobutadiene	ND		ug/L	5.0	0.06	04/13/26	04/13/26
1,2,3-Trichlorobenzene	ND		ug/L	5.0	0.09	04/13/26	04/13/26
cis-1,4-Dichloro-2-butene	ND		ug/L	5.0	0.3	04/13/26	04/13/26
trans-1,4-Dichloro-2-butene	ND		ug/L	5.0	0.2	04/13/26	04/13/26
Xylene (total)	ND		ug/L	5.0		04/13/26	04/13/26
Surrogates				**Limits**			
Dibromofluoromethane	104%		%REC	70-130		04/13/26	04/13/26
1,2-Dichloroethane-d4	103%		%REC	70-130		04/13/26	04/13/26
Toluene-d8	95%		%REC	70-130		04/13/26	04/13/26
Bromofluorobenzene	103%		%REC	70-130		04/13/26	04/13/26

Batch QC

Type:	Matrix Spike	Lab ID:	QC1359525	Batch:	400639
Matrix (Source ID):	Water (556846-003)	Method:	EPA 8260B	Prep Method:	EPA 5030B

QC1359525 Analyte	Result	Source Sample Result	Spiked	Units	Recovery	Qual	Limits	DF
1,1-Dichloroethene	17.48	ND	20.00	ug/L	87%		62-131	1
MTBE	18.71	ND	20.00	ug/L	94%		61-124	1
Benzene	18.88	ND	20.00	ug/L	94%		70-123	1
Trichloroethene	18.52	ND	20.00	ug/L	93%		65-131	1
Toluene	17.74	ND	20.00	ug/L	89%		69-120	1
Chlorobenzene	18.36	ND	20.00	ug/L	92%		72-121	1
Surrogates								
Dibromofluoromethane	48.21		50.00	ug/L	96%		70-130	1
1,2-Dichloroethane-d4	47.79		50.00	ug/L	96%		70-130	1
Toluene-d8	47.94		50.00	ug/L	96%		70-130	1
Bromofluorobenzene	50.50		50.00	ug/L	101%		70-130	1

Type:	Matrix Spike Duplicate	Lab ID:	QC1359526	Batch:	400639
Matrix (Source ID):	Water (556846-003)	Method:	EPA 8260B	Prep Method:	EPA 5030B

QC1359526 Analyte	Result	Source Sample Result	Spiked	Units	Recovery	Qual	Limits	RPD	RPD Lim	DF
1,1-Dichloroethene	16.51	ND	20.00	ug/L	83%		62-131	6	31	1
MTBE	19.16	ND	20.00	ug/L	96%		61-124	2	30	1
Benzene	18.87	ND	20.00	ug/L	94%		70-123	0	31	1
Trichloroethene	19.59	ND	20.00	ug/L	98%		65-131	6	31	1
Toluene	18.57	ND	20.00	ug/L	93%		69-120	5	29	1
Chlorobenzene	18.14	ND	20.00	ug/L	91%		72-121	1	29	1
Surrogates										
Dibromofluoromethane	47.84		50.00	ug/L	96%		70-130			1
1,2-Dichloroethane-d4	47.68		50.00	ug/L	95%		70-130			1
Toluene-d8	50.92		50.00	ug/L	102%		70-130			1
Bromofluorobenzene	53.08		50.00	ug/L	106%		70-130			1

Type:	Blank	Lab ID:	QC1359511	Batch:	400641
Matrix:	Water	Method:	EPA 8270C-SIM	Prep Method:	EPA 3535

QC1359511 Analyte	Result	Qual	Units	RL	MDL	Prepared	Analyzed
1,4-Dioxane	ND		ug/L	1.0	0.87	04/13/26	04/13/26
Surrogates				**Limits**			
1,4-Dioxane-d8 (SUR)	94%		%REC	80-120		04/13/26	04/13/26

Batch QC

Type:	Lab Control Sample	Lab ID:	QC1359512	Batch:	400641
Matrix:	Water	Method:	EPA 8270C-SIM	Prep Method:	EPA 3535

QC1359512 Analyte	Result	Spiked	Units	Recovery	Qual	Limits
1,4-Dioxane	8.355	10.00	ug/L	84%		79-120
Surrogates						
1,4-Dioxane-d8 (SUR)	9.769	10.00	ug/L	98%		80-120

Type:	Lab Control Sample Duplicate	Lab ID:	QC1359513	Batch:	400641
Matrix:	Water	Method:	EPA 8270C-SIM	Prep Method:	EPA 3535

QC1359513 Analyte	Result	Spiked	Units	Recovery	Qual	Limits	RPD	RPD Lim
1,4-Dioxane	8.530	10.00	ug/L	85%		79-120	2	20
Surrogates								
1,4-Dioxane-d8 (SUR)	9.925	10.00	ug/L	99%		80-120		

Type:	Blank	Lab ID:	QC1360003	Batch:	400772
Matrix:	Water	Method:	SM 4500-CN-E	Prep Method:	METHOD

QC1360003 Analyte	Result	Qual	Units	RL	MDL	Prepared	Analyzed
Cyanide	ND		mg/L	0.0050	0.0017	04/14/26	04/15/26

Type:	Lab Control Sample	Lab ID:	QC1360004	Batch:	400772
Matrix:	Water	Method:	SM 4500-CN-E	Prep Method:	METHOD

QC1360004 Analyte	Result	Spiked	Units	Recovery	Qual	Limits
Cyanide	0.1025	0.1000	mg/L	102%		85-115

Type:	Matrix Spike	Lab ID:	QC1360007	Batch:	400772
Matrix (Source ID):	Water (557428-002)	Method:	SM 4500-CN-E	Prep Method:	METHOD

QC1360007 Analyte	Result	Source Sample Result	Spiked	Units	Recovery	Qual	Limits	DF
Cyanide	0.09983	ND	0.1000	mg/L	100%		80-120	0.5

Type:	Matrix Spike Duplicate	Lab ID:	QC1360008	Batch:	400772
Matrix (Source ID):	Water (557428-002)	Method:	SM 4500-CN-E	Prep Method:	METHOD

QC1360008 Analyte	Result	Source Sample Result	Spiked	Units	Recovery	Qual	Limits	RPD	RPD Lim	DF
Cyanide	0.1023	ND	0.1000	mg/L	102%		80-120	2	20	0.5

Batch QC

Type: Blank	Lab ID: QC1360358	Batch: 400888
Matrix: Water	Method: SM 4500-S2-D	Prep Method: METHOD

QC1360358 Analyte	Result	Qual	Units	RL	MDL	Prepared	Analyzed
Sulfide	ND		mg/L	0.10		04/15/26	04/15/26

Type: Lab Control Sample	Lab ID: QC1360359	Batch: 400888
Matrix: Water	Method: SM 4500-S2-D	Prep Method: METHOD

QC1360359 Analyte	Result	Spiked	Units	Recovery	Qual	Limits
Sulfide	0.9000	1.000	mg/L	90%		90-110

Type: Matrix Spike	Lab ID: QC1360360	Batch: 400888
Matrix (Source ID): Water (557237-004)	Method: SM 4500-S2-D	Prep Method: METHOD

QC1360360 Analyte	Result	Source Sample Result	Spiked	Units	Recovery	Qual	Limits	DF
Sulfide	0.9000	ND	1.000	mg/L	90%		80-120	1

Type: Matrix Spike Duplicate	Lab ID: QC1360361	Batch: 400888
Matrix (Source ID): Water (557237-004)	Method: SM 4500-S2-D	Prep Method: METHOD

QC1360361 Analyte	Result	Source Sample Result	Spiked	Units	Recovery	Qual	Limits	RPD	RPD Lim	DF
Sulfide	0.9000	ND	1.000	mg/L	90%		80-120	0	20	1

Type: Blank	Lab ID: QC1359553	Batch: 400651
Matrix: Water	Method: SM 5310B	Prep Method: SM 5310B

QC1359553 Analyte	Result	Qual	Units	RL	MDL	Prepared	Analyzed
Total Organic Carbon	ND		mg/L	1.0	0.49	04/13/26	04/13/26

Type: Lab Control Sample	Lab ID: QC1359554	Batch: 400651
Matrix: Water	Method: SM 5310B	Prep Method: SM 5310B

QC1359554 Analyte	Result	Spiked	Units	Recovery	Qual	Limits
Total Organic Carbon	22.64	25.00	mg/L	91%		85-115

Type: Matrix Spike	Lab ID: QC1359555	Batch: 400651
Matrix (Source ID): Water (557419-001)	Method: SM 5310B	Prep Method: SM 5310B

QC1359555 Analyte	Result	Source Sample Result	Spiked	Units	Recovery	Qual	Limits	DF
Total Organic Carbon	87.63	60.06	25.00	mg/L	110%		75-125	1

Batch QC

Type:	**Matrix Spike Duplicate**	**Lab ID:**	**QC1359556**	**Batch:**	**400651**
Matrix (Source ID):	**Water (557419-001)**	**Method:**	**SM 5310B**	**Prep Method:**	**SM 5310B**

QC1359556 Analyte	Result	Source Sample Result	Spiked	Units	Recovery	Qual	Limits	RPD	RPD Lim	DF
Total Organic Carbon	84.81	60.06	25.00	mg/L	99%		75-125	3	25	1

Type:	**Sample Duplicate**	**Lab ID:**	**QC1359616**	**Batch:**	**400670**
Matrix (Source ID):	**Water (557418-001)**	**Method:**	**SM2130B**		

QC1359616 Analyte	Result	Source Sample Result	Units	Qual	RPD	RPD Lim	DF
Turbidity	2,161	2165	NTU		0	20	1

Type:	**Blank**	**Lab ID:**	**QC1359581**	**Batch:**	**400657**
Matrix:	**Water**	**Method:**	**SM2320B**	**Prep Method:**	**METHOD**

QC1359581 Analyte	Result	Qual	Units	RL	MDL	Prepared	Analyzed
Bicarbonate	ND		mg/L	2.4		04/13/26	04/13/26
Alkalinity, Total as CaCO3	ND		mg/L	2.0		04/13/26	04/13/26

Type:	**Lab Control Sample**	**Lab ID:**	**QC1359583**	**Batch:**	**400657**
Matrix:	**Water**	**Method:**	**SM2320B**	**Prep Method:**	**METHOD**

QC1359583 Analyte	Result	Spiked	Units	Recovery	Qual	Limits
Alkalinity, Total as CaCO3	96.88	100.0	mg/L	97%		90-110

Type:	**Sample Duplicate**	**Lab ID:**	**QC1359584**	**Batch:**	**400657**
Matrix (Source ID):	**Water (557418-001)**	**Method:**	**SM2320B**	**Prep Method:**	**METHOD**

QC1359584 Analyte	Result	Source Sample Result	Units	Qual	RPD	RPD Lim	DF
Bicarbonate	119.4	125.4	mg/L		5	20	1
Alkalinity, Total as CaCO3	97.86	102.8	mg/L		5	20	1

Type:	**Sample Duplicate**	**Lab ID:**	**QC1359388**	**Batch:**	**400602**
Matrix (Source ID):	**Water (557153-001)**	**Method:**	**SM2510B**	**Prep Method:**	**METHOD**

QC1359388 Analyte	Result	Source Sample Result	Units	Qual	RPD	RPD Lim	DF
Specific Conductance	560.7	559.9	umhos/cm		0	20	1

Batch QC

Type: Blank	Lab ID: QC1359340	Batch: 400593
Matrix: Water	Method: SM2540C	Prep Method: METHOD

QC1359340 Analyte	Result	Qual	Units	RL	MDL	Prepared	Analyzed
Total Dissolved Solids	ND		mg/L	20		04/12/26	04/13/26

Type: Lab Control Sample	Lab ID: QC1359341	Batch: 400593
Matrix: Water	Method: SM2540C	Prep Method: METHOD

QC1359341 Analyte	Result	Spiked	Units	Recovery	Qual	Limits
Total Dissolved Solids	1,004	1000	mg/L	100%		90-110

Type: Sample Duplicate	Lab ID: QC1359342	Batch: 400593
Matrix (Source ID): Water (557120-010)	Method: SM2540C	Prep Method: METHOD

QC1359342 Analyte	Result	Source Sample Result	Units	Qual	RPD	RPD Lim	DF
Total Dissolved Solids	2,108	2150	mg/L		2	5	2

Type: Sample Duplicate	Lab ID: QC1359343	Batch: 400593
Matrix (Source ID): Water (557124-011)	Method: SM2540C	Prep Method: METHOD

QC1359343 Analyte	Result	Source Sample Result	Units	Qual	RPD	RPD Lim	DF
Total Dissolved Solids	2,666	2676	mg/L		0	5	2

Type: Blank	Lab ID: QC1359375	Batch: 400598
Matrix: Water	Method: SM2540D	Prep Method: METHOD

QC1359375 Analyte	Result	Qual	Units	RL	MDL	Prepared	Analyzed
Total Suspended Solids	ND		mg/L	0.5		04/12/26	04/13/26

Type: Lab Control Sample	Lab ID: QC1359376	Batch: 400598
Matrix: Water	Method: SM2540D	Prep Method: METHOD

QC1359376 Analyte	Result	Spiked	Units	Recovery	Qual	Limits
Total Suspended Solids	100.2	100.0	mg/L	100%		90-110

Type: Lab Control Sample Duplicate	Lab ID: QC1359377	Batch: 400598
Matrix: Water	Method: SM2540D	Prep Method: METHOD

QC1359377 Analyte	Result	Spiked	Units	Recovery	Qual	Limits	RPD	RPD Lim
Total Suspended Solids	100.4	100.0	mg/L	100%		90-110	0	5

Batch QC

Type:	Sample Duplicate	Lab ID:	QC1359378	Batch:	400598
Matrix (Source ID):	Water (557008-001)	Method:	SM2540D	Prep Method:	METHOD

QC1359378 Analyte	Result	Source Sample Result	Units	Qual	RPD	RPD Lim	DF
Total Suspended Solids	1,195	1080	mg/L		10*	5	1

Type:	Sample Duplicate	Lab ID:	QC1359379	Batch:	400598
Matrix (Source ID):	Water (557418-001)	Method:	SM2540D	Prep Method:	METHOD

QC1359379 Analyte	Result	Source Sample Result	Units	Qual	RPD	RPD Lim	DF
Total Suspended Solids	1,417	1390	mg/L		2	5	1

Type:	Blank	Lab ID:	QC1359534	Batch:	400645
Matrix:	Water	Method:	SM5210B	Prep Method:	METHOD

QC1359534 Analyte	Result	Qual	Units	RL	MDL	Prepared	Analyzed
Biochemical Oxygen Demand	ND		mg/L	3.0		04/13/26 10:49	04/18/26 12:16

Type:	Lab Control Sample	Lab ID:	QC1359535	Batch:	400645
Matrix:	Water	Method:	SM5210B	Prep Method:	METHOD

QC1359535 Analyte	Result	Spiked	Units	Recovery	Qual	Limits
Biochemical Oxygen Demand	198.3	198.0	mg/L	100%		84.6-115.4

Type:	Sample Duplicate	Lab ID:	QC1359536	Batch:	400645
Matrix (Source ID):	Water (557418-001)	Method:	SM5210B	Prep Method:	METHOD

QC1359536 Analyte	Result	Source Sample Result	Units	Qual	RPD	RPD Lim	DF
Biochemical Oxygen Demand	20.79	24.13	mg/L		15	30	1

Type:	Blank	Lab ID:	QC1359371	Batch:	400600
Matrix:	Water	Method:	SM5220D	Prep Method:	SM 5220D

QC1359371 Analyte	Result	Qual	Units	RL	MDL	Prepared	Analyzed
Chemical Oxygen Demand	ND		mg/L	4.0	2.6	04/12/26	04/12/26

Type:	Lab Control Sample	Lab ID:	QC1359372	Batch:	400600
Matrix:	Water	Method:	SM5220D	Prep Method:	SM 5220D

QC1359372 Analyte	Result	Spiked	Units	Recovery	Qual	Limits
Chemical Oxygen Demand	108.0	100.0	mg/L	108%		90-110

Batch QC

Type:	Matrix Spike	Lab ID:	QC1359373	Batch:	400600
Matrix (Source ID):	Water (557418-001)	Method:	SM5220D	Prep Method:	SM 5220D

QC1359373 Analyte	Result	Source Sample Result	Spiked	Units	Recovery	Qual	Limits	DF
Chemical Oxygen Demand	140.0	57.00	100.0	mg/L	83%		75-125	2

Type:	Matrix Spike Duplicate	Lab ID:	QC1359374	Batch:	400600
Matrix (Source ID):	Water (557418-001)	Method:	SM5220D	Prep Method:	SM 5220D

QC1359374 Analyte	Result	Source Sample Result	Spiked	Units	Recovery	Qual	Limits	RPD	RPD Lim	DF
Chemical Oxygen Demand	148.0	57.00	100.0	mg/L	91%		75-125	6	20	2

Type:	Blank	Lab ID:	QC1359617	Batch:	400666
Matrix:	Water	Method:	SM5220D	Prep Method:	SM 5220D

QC1359617 Analyte	Result	Qual	Units	RL	MDL	Prepared	Analyzed
Chemical Oxygen Demand	ND		mg/L	4.0	2.6	04/13/26	04/13/26

Type:	Lab Control Sample	Lab ID:	QC1359618	Batch:	400666
Matrix:	Water	Method:	SM5220D	Prep Method:	SM 5220D

QC1359618 Analyte	Result	Spiked	Units	Recovery	Qual	Limits
Chemical Oxygen Demand	945.0	1000	mg/L	95%		90-110

Type:	Matrix Spike	Lab ID:	QC1359619	Batch:	400666
Matrix (Source ID):	Water (557419-001)	Method:	SM5220D	Prep Method:	SM 5220D

QC1359619 Analyte	Result	Source Sample Result	Spiked	Units	Recovery	Qual	Limits	DF
Chemical Oxygen Demand	1,100	168.0	1000	mg/L	93%		75-125	2

Type:	Matrix Spike Duplicate	Lab ID:	QC1359620	Batch:	400666
Matrix (Source ID):	Water (557419-001)	Method:	SM5220D	Prep Method:	SM 5220D

QC1359620 Analyte	Result	Source Sample Result	Spiked	Units	Recovery	Qual	Limits	RPD	RPD Lim	DF
Chemical Oxygen Demand	1,098	168.0	1000	mg/L	93%		75-125	0	20	2

#	CCV drift outside limits; average CCV drift within limits per method requirements
*	Value is outside QC limits
E	Response exceeds instrument's linear range
J	Estimated value
ND	Not Detected
NM	Not Meaningful

Laboratory Job Number 557419

Subcontracted Products

Pace Laboratories

Date of Report: 04/23/2026

David Tripp

Enthalpy Analytical - Orange
931 West Barkley Avenue
Orange, CA 92868

Client Project:	EO-557419
Pace Project:	Chiquita Canyon Landfill Stormwater
Pace Work Order:	2605326
Invoice ID:	B534546

Enclosed are the results of analyses for samples received by the laboratory on 4/14/2026. If you have any questions concerning this report, please feel free to contact me.

Sincerely,

Shaniah Underwood

Contact Person: Shaniah Underwood
Client Service Rep.

Steven Bennett

Steven Bennett
Operations Manager

Table of Contents

Sample Information

Chain of Custody and Cooler Receipt form 3

Laboratory / Client Sample Cross Reference 5

Sample Results

2605326-02 - SOUTH BASIN - EASTERN INLET

Organo-Phosphorus Pesticide Analysis (EPA Method 8141A) 6

Quality Control Reports

Organo-Phosphorus Pesticide Analysis (EPA Method 8141A)

Method Blank Analysis 7

Laboratory Control Sample 8

Precision and Accuracy 9

Notes

Notes and Definitions 10

ENTHALPY ANALYTICAL

931 West Barkley Ave
Orange, CA 92868
(714) 771-6900

2605326

2605326

Subcontract Laboratory:
Pace Laboratories
4100 Atlas Court
Bakersfield, CA 93308
ATTN: Ragen Schallock
PO #: Required, to be sent via email

Enthalpy Order: EO-557419
PM: David Tripp
Email: david.tripp@enthalpy.com
CC: incomingreports@enthalpy.com
Phone: 657-581-4710

Results Due: 04/2126
Report Level: II
Report To: MDL
EDDs: ELM_TransferOut (Standard Excel Transfer EDD, 3 tabs)

Notes:

CHIQUITA Stormwater - No dilutions please unless absolutely necessary due to matrix or other technically valid reason, requiring clear, technical explanation for client's regulator in your Case Narrative. Hold Time RUSH only if necessary to meet the hold times.

Sample ID	Collected	Lab ID	# Cont.	Matrix	Analysis Requested	Comment
SOUTH BASIN - WESTERN INLET	12-APR-2026 07:30	557419-001	1	Water	Organophosphorus Pesticides	
SOUTH BASIN - EASTERN INLET	12-APR-2026 07:40	557419-002	1	Water	Organophosphorus Pesticides	

Notes:	Relinquished By:	Received By:
	[signature]	[signature]
	Date: 4-13-26 15:00	Date: 4/14/26 10:2
	Date:	Date:
	Date:	Date:

CHK BY
DISTRIBUTION

PACE ANALYTICAL — **COOLER RECEIPT FORM** — Page 1 Of 1

Submission #: 2605326

SHIPPING INFORMATION	SHIPPING CONTAINER	FREE LIQUID
Fed Ex ☑ UPS ☐ GSO / GLS ☐ Hand Delivery ☐ Pace Lab Field Service ☐ Other ☐ (Specify)_____	Ice Chest ☑ None ☐ Box ☐ Other ☐ (Specify)_____	YES ☑ NO ☐ W / S

Refrigerant: Ice ☑ Blue Ice ☐ None ☐ Other ☐ **Comments:**

Custody Seals Ice Chest ☐ Intact? Yes ☐ No ☐ Containers ☐ Intact? Yes ☐ No ☐ None ☑ **Comments:**

All samples received? Yes ☑ No ☐ All samples containers intact? Yes ☑ No ☐ Description(s) match COC? Yes ☑ No ☐

COC Received ☑ YES ☐ NO

Emissivity: 0.97 Container: N/A Thermometer ID: T6C Date/Time 4/14/26

Temperature: (A) 1.4 °C / (C) 1.0 °C Analyst Init TSC 1020

SAMPLE CONTAINERS	SAMPLE NUMBERS 1	2	3	4	5	6	7	8	9	10
QT PE UNPRES										
4oz / 8oz / 16oz PE UNPRES										
2oz Cr^{+6}										
QT INORGANIC CHEMICAL METALS										
INORGANIC CHEMICAL METALS 4oz / 8oz / 16oz										
PT CYANIDE										
PT NITROGEN FORMS										
PT TOTAL SULFIDE										
2oz. NITRATE / NITRITE										
PT TOTAL ORGANIC CARBON										
PT CHEMICAL OXYGEN DEMAND										
PtA PHENOLICS										
40ml VOA VIAL TRAVEL BLANK										
40ml VOA VIAL										
QT EPA 1664B										
PT ODOR										
RADIOLOGICAL										
BACTERIOLOGICAL										
40 ml VOA VIAL- 504										
QT EPA 508/608.3/8081A										
QT EPA 515.1/8151A										
QT EPA 525.2										
QT EPA 525.2 TRAVEL BLANK										
40ml EPA 547										
40ml EPA 531.1										
8oz EPA 548.1										
QT EPA 549.2										
QT EPA 8015M										
QT EPA 8270C										
8oz / 16oz / 32oz AMBER (6)	A	A								
8oz / 16oz / 32oz JAR										
SOIL SLEEVE										
PCB VIAL										
PLASTIC BAG										
TEDLAR BAG										
FERROUS IRON										
ENCORE										
SMART KIT										
SUMMA CANISTER										

Comments: GIDA received

Sample Numbering Completed By: TSC Date/Time: 4/14/26 1132

A = Actual / C = Corrected

Rev 23 05/20/22
[S:\WPDocs\Word\Perfect\LAB_DOCS\FORMS\SAMREC rev 23]

The results in this report apply to the samples analyzed in accordance with the chain of custody document. This analytical report must be reproduced in its entirety.
All results listed in this report are for the exclusive use of the submitting party. Pace Analytical assumes no responsibility for report alteration, separation, detachment or third party interpretation.

Pace Analytical
ENVIRONMENTAL SCIENCES

Enthalpy Analytical - Orange	**Reported:** 04/23/2026 16:56
931 West Barkley Avenue	Project: Chiquita Canyon Landfill Stormwater
Orange, CA 92868	Project Number: EO-557419
	Project Manager: David Tripp

Laboratory / Client Sample Cross Reference

Laboratory	Client Sample Information			
2605326-01	**COC Number:**	—	**Receive Date:**	04/14/2026 00:00
	Project Number:	—	**Sampling Date:**	04/12/2026 07:30
	Sampling Location:	—	**Sample Depth:**	—
	Sampling Point:	SOUTH BASIN - WESTERN INLET	**Lab Matrix:**	Water
	Sampled By:	David Tripp	**Sample Type:**	Water
2605326-02	**COC Number:**	—	**Receive Date:**	04/14/2026 00:00
	Project Number:	—	**Sampling Date:**	04/12/2026 07:40
	Sampling Location:	—	**Sample Depth:**	—
	Sampling Point:	SOUTH BASIN - EASTERN INLET	**Lab Matrix:**	Water
	Sampled By:	David Tripp	**Sample Type:**	Water

The results in this report apply to the samples analyzed in accordance with the chain of custody document. This analytical report must be reproduced in its entirety.
All results listed in this report are for the exclusive use of the submitting party. Pace Analytical assumes no responsibility for report alteration, separation, detachment or third party interpretation.

Pace Analytical
ENVIRONMENTAL SCIENCES

Enthalpy Analytical - Orange
931 West Barkley Avenue
Orange, CA 92868

Reported: 04/23/2026 16:56
Project: Chiquita Canyon Landfill Stormwater
Project Number: EO-557419
Project Manager: David Tripp

Organo-Phosphorus Pesticide Analysis (EPA Method 8141A)

Pace Sample ID: 2605326-02 | **Client Sample Name:** SOUTH BASIN - EASTERN INLET, 4/12/2026 7:40:00AM, David Tripp

Constituent	Result	Units	PQL	MDL	Method	MB Bias	Lab Quals	DCN
Azinphos methyl	ND	ug/L	0.50	0.12	EPA-8141A	ND		1
Bolstar	ND	ug/L	0.20	0.050	EPA-8141A	ND		1
Chlorpyrifos	ND	ug/L	0.20	0.050	EPA-8141A	ND		1
Coumaphos	ND	ug/L	0.50	0.11	EPA-8141A	ND		1
Demeton O/S	ND	ug/L	0.20	0.056	EPA-8141A	ND		1
Diazinon	ND	ug/L	0.20	0.050	EPA-8141A	ND		1
Dichlorvos	ND	ug/L	0.20	0.050	EPA-8141A	ND		1
Disulfoton	ND	ug/L	0.20	0.050	EPA-8141A	ND		1
Ethoprop	ND	ug/L	0.20	0.052	EPA-8141A	ND		1
Fensulfothion	ND	ug/L	0.20	0.051	EPA-8141A	ND		1
Fenthion	ND	ug/L	0.20	0.050	EPA-8141A	ND		1
Merphos	ND	ug/L	0.20	0.050	EPA-8141A	ND		1
Methyl parathion	ND	ug/L	0.20	0.050	EPA-8141A	ND		1
Mevinphos	ND	ug/L	0.20	0.050	EPA-8141A	ND		1
Naled	ND	ug/L	0.50	0.17	EPA-8141A	ND		1
Phorate	ND	ug/L	0.20	0.066	EPA-8141A	ND		1
Ronnel (Fenchlorphos)	ND	ug/L	0.20	0.050	EPA-8141A	ND		1
Stirophos (Tetrachlorvinphos)	ND	ug/L	0.20	0.082	EPA-8141A	ND		1
Tokuthion (Prothiofos)	ND	ug/L	0.20	0.050	EPA-8141A	ND		1
Trichloronate	ND	ug/L	0.20	0.050	EPA-8141A	ND		1
Triphenylphosphate (Surrogate)	41.2	%	50 - 130 (LCL - UCL)		EPA-8141A		S09	1

DCN	Method	Prep Date	Run Date/Time	Analyst	Instrument	Dilution	QC Batch ID	Prep Method
1	EPA-8141A	04/16/26 10:15	04/20/26 19:25	IJC	GC-18	0.949	B230469	EPA 3510C

DCN = Data Continuation Number

The results in this report apply to the samples analyzed in accordance with the chain of custody document. This analytical report must be reproduced in its entirety.
All results listed in this report are for the exclusive use of the submitting party. Pace Analytical assumes no responsibility for report alteration, separation, detachment or third party interpretation.

Pace Analytical
ENVIRONMENTAL SCIENCES

Enthalpy Analytical - Orange
931 West Barkley Avenue
Orange, CA 92868

Reported: 04/23/2026 16:56
Project: Chiquita Canyon Landfill Stormwater
Project Number: EO-557419
Project Manager: David Tripp

Organo-Phosphorus Pesticide Analysis (EPA Method 8141A)

Quality Control Report - Method Blank Analysis

Constituent	QC Sample ID	MB Result	Units	PQL	MDL	Lab Quals	Run #
QC Batch ID: B230469							
Azinphos methyl	B230469-BLK1	ND	ug/L	0.50	0.12		1
Bolstar	B230469-BLK1	ND	ug/L	0.20	0.050		1
Chlorpyrifos	B230469-BLK1	ND	ug/L	0.20	0.050		1
Coumaphos	B230469-BLK1	ND	ug/L	0.50	0.11		1
Demeton O/S	B230469-BLK1	ND	ug/L	0.20	0.056		1
Diazinon	B230469-BLK1	ND	ug/L	0.20	0.050		1
Dichlorvos	B230469-BLK1	ND	ug/L	0.20	0.050		1
Disulfoton	B230469-BLK1	ND	ug/L	0.20	0.050		1
Ethoprop	B230469-BLK1	ND	ug/L	0.20	0.052		1
Fensulfothion	B230469-BLK1	ND	ug/L	0.20	0.051		1
Fenthion	B230469-BLK1	ND	ug/L	0.20	0.050		1
Merphos	B230469-BLK1	ND	ug/L	0.20	0.050		1
Methyl parathion	B230469-BLK1	ND	ug/L	0.20	0.050		1
Mevinphos	B230469-BLK1	ND	ug/L	0.20	0.050		1
Naled	B230469-BLK1	ND	ug/L	0.50	0.17		1
Phorate	B230469-BLK1	ND	ug/L	0.20	0.066		1
Ronnel (Fenchlorphos)	B230469-BLK1	ND	ug/L	0.20	0.050		1
Stirophos (Tetrachlorvinphos)	B230469-BLK1	ND	ug/L	0.20	0.082		1
Tokuthion (Prothiofos)	B230469-BLK1	ND	ug/L	0.20	0.050		1
Trichloronate	B230469-BLK1	ND	ug/L	0.20	0.050		1
Triphenylphosphate (Surrogate)	**B230469-BLK1**	**51.8**	%	**50 - 130 (LCL - UCL)**			1

Run #	QC Sample ID	QC Type	Method	Prep Date	Run Date Time	Analyst	Instrument	Dilution
1	B230469-BLK1	PB	EPA-8141A	04/16/26	04/23/26 12:05	IJC	GC-18	1

The results in this report apply to the samples analyzed in accordance with the chain of custody document. This analytical report must be reproduced in its entirety.
All results listed in this report are for the exclusive use of the submitting party. Pace Analytical assumes no responsibility for report alteration, separation, detachment or third party interpretation.

Pace Analytical
ENVIRONMENTAL SCIENCES

Enthalpy Analytical - Orange
931 West Barkley Avenue
Orange, CA 92868

Reported: 04/23/2026 16:56
Project: Chiquita Canyon Landfill Stormwater
Project Number: EO-557419
Project Manager: David Tripp

Organo-Phosphorus Pesticide Analysis (EPA Method 8141A)

Quality Control Report - Laboratory Control Sample

Constituent	QC Sample ID	Type	Result	Spike Level	Units	Percent Recovery	RPD	Control Limits Percent Recovery	Control Limits RPD	Lab Quals	Run #
QC Batch ID: B230469											
Bolstar	B230469-BS1	LCS	1.3650	2.0000	ug/L	68.2		50 - 130			1
Chlorpyrifos	B230469-BS1	LCS	1.4700	2.0000	ug/L	73.5		60 - 120			1
Diazinon	B230469-BS1	LCS	1.4350	2.0000	ug/L	71.8		60 - 130			1
Methyl parathion	B230469-BS1	LCS	1.5150	2.0000	ug/L	75.8		60 - 120			1
Mevinphos	B230469-BS1	LCS	1.2500	2.0000	ug/L	62.5		50 - 120			1
Ronnel (Fenchlorphos)	B230469-BS1	LCS	1.5100	2.0000	ug/L	75.5		50 - 120			1
Stirophos (Tetrachlorvinphos)	B230469-BS1	LCS	1.5700	2.0000	ug/L	78.5		50 - 120			1
Triphenylphosphate (Surrogate)	B230469-BS1	LCS	2.0450	2.5000	ug/L	81.8		50 - 130			1

Run #	QC Sample ID	QC Type	Method	Prep Date	Run Date Time	Analyst	Instrument	Dilution
1	B230469-BS1	LCS	EPA-8141A	04/16/26	04/23/26 12:35	IJC	GC-18	1

The results in this report apply to the samples analyzed in accordance with the chain of custody document. This analytical report must be reproduced in its entirety.
All results listed in this report are for the exclusive use of the submitting party. Pace Analytical assumes no responsibility for report alteration, separation, detachment or third party interpretation.

Pace Analytical
ENVIRONMENTAL SCIENCES

Enthalpy Analytical - Orange
931 West Barkley Avenue
Orange, CA 92868

Reported: 04/23/2026 16:56
Project: Chiquita Canyon Landfill Stormwater
Project Number: EO-557419
Project Manager: David Tripp

Organo-Phosphorus Pesticide Analysis (EPA Method 8141A)

Quality Control Report - Precision & Accuracy

Constituent	Type	Source Sample ID	Source Result	Result	Spike Added	Units	RPD	Percent Recovery	Control Limits RPD	Control Limits Percent Recovery	Lab Quals	R#
QC Batch ID: B230469	Used client sample: N											
Bolstar	MS	2605255-02	ND	1.4555	1.9342	ug/L		75.2		60 - 120		1
	MSD	2605255-02	ND	1.8200	2.0000	ug/L	22.3	91.0	30	60 - 120		2
Chlorpyrifos	MS	2605255-02	ND	1.4797	1.9342	ug/L		76.5		60 - 120		1
	MSD	2605255-02	ND	1.5850	2.0000	ug/L	6.9	79.2	30	60 - 120		2
Diazinon	MS	2605255-02	ND	1.3201	1.9342	ug/L		68.3		60 - 130		1
	MSD	2605255-02	ND	1.4200	2.0000	ug/L	7.3	71.0	30	60 - 130		2
Methyl parathion	MS	2605255-02	ND	1.7360	1.9342	ug/L		89.8		60 - 120		1
	MSD	2605255-02	ND	1.4500	2.0000	ug/L	18.0	72.5	30	60 - 120		2
Mevinphos	MS	2605255-02	ND	1.7505	1.9342	ug/L		90.5		50 - 120		1
	MSD	2605255-02	ND	1.7400	2.0000	ug/L	0.6	87.0	30	50 - 120		2
Ronnel (Fenchlorphos)	MS	2605255-02	ND	1.5909	1.9342	ug/L		82.2		50 - 120		1
	MSD	2605255-02	ND	1.5700	2.0000	ug/L	1.3	78.5	30	50 - 120		2
Stirophos (Tetrachlorvinphos)	MS	2605255-02	ND	1.7747	1.9342	ug/L		91.7		50 - 120		1
	MSD	2605255-02	ND	1.8800	2.0000	ug/L	5.8	94.0	30	50 - 120		2
Triphenylphosphate (Surrogate)	MS	2605255-02	ND	1.7698	2.4178	ug/L		73.2		50 - 130		1
	MSD	2605255-02	ND	1.7400	2.5000	ug/L	1.7	69.6		50 - 130		2

Run #	QC Sample ID	QC Type	Method	Prep Date	Run Date Time	Analyst	Instrument	Dilution
1	B230469-MS1	MS	EPA-8141A	04/16/26	04/20/26 12:30	IJC	GC-18	0.967
2	B230469-MSD1	MSD	EPA-8141A	04/16/26	04/20/26 12:59	IJC	GC-18	1

The results in this report apply to the samples analyzed in accordance with the chain of custody document. This analytical report must be reproduced in its entirety.
All results listed in this report are for the exclusive use of the submitting party. Pace Analytical assumes no responsibility for report alteration, separation, detachment or third party interpretation.

Enthalpy Analytical - Orange
931 West Barkley Avenue
Orange, CA 92868

Reported: 04/23/2026 16:56
Project: Chiquita Canyon Landfill Stormwater
Project Number: EO-557419
Project Manager: David Tripp

Notes And Definitions

MDL	Method Detection Limit
ND	Analyte Not Detected
PQL	Practical Quantitation Limit
S09	The surrogate recovery for this compound was not within the control limits.

The results in this report apply to the samples analyzed in accordance with the chain of custody document. This analytical report must be reproduced in its entirety.
All results listed in this report are for the exclusive use of the submitting party. Pace Analytical assumes no responsibility for report alteration, separation, detachment or third party interpretation.

Laboratory Job Number 557419

Subcontracted Products

McCampbell Analytical, Inc.

McCampbell Analytical, Inc.

"When Quality Counts"

Analytical Report

WorkOrder: 2604A50

Report Created for: Enthalpy Analytical

931 West Barkley Avenue
Orange, CA 92868

Project Contact: David Tripp
Project P.O.: 096843
Project: EO-557419

Project Location:
Project Received: 04/14/2026

Analytical Report reviewed & approved for release on 04/21/2026 by:

Tracy Babjar
Project Manager

The report shall not be reproduced except in full, without the written approval of the laboratory. The analytical results relate only to the items tested. Results reported conform to the most current regulatory standards, where applicable, unless otherwise stated.

1534 Willow Pass Rd. Pittsburg, CA 94565 ♦ TEL: (877) 252-9262 ♦ FAX: (925) 252-9269 ♦ www.mccampbell.com
CA ELAP 1644 ♦ ORELAP (NELAP) 4033 ♦ AIHA-LAP ID#232255 ♦ DoD-ELAP Cert # L22-757

McCampbell Analytical, Inc.
"When Quality Counts"

1534 Willow Pass Road, Pittsburg, CA 94565-1701
Toll Free Telephone: (877) 252-9262 / Fax: (925) 252-9269
http://www.mccampbell.com / E-mail: main@mccampbell.com

Glossary of Terms & Qualifier Definitions

Client: Enthalpy Analytical **WorkOrder:** 2604A50

Project: EO-557419

Glossary Abbreviation

%D	Serial Dilution Percent Difference
95% Interval	95% Confident Interval
CCV	Continuing Calibration Verification.
CCV REC (%)	The % recovery of Continuing Calibration Verification
DF	Dilution Factor
DI WET	(DISTLC) Waste Extraction Test using DI water
DISS	Dissolved (sample filtered using a 0.45 µm filter size)
DLT	Dilution Test (Serial Dilution)
DUP	Duplicate
EDL	Estimated Detection Limit
ITEF	International Toxicity Equivalence Factor
LCS	Laboratory Control Sample
LCS2	Second LCS for the batch. Spike level is lower than that for the first LCS; applicable to method 1633.
LQL	Lowest Quantitation Level
MB	Method Blank
MB IS/SS % Rec	% Recovery of Internal Standard or Surrogate in Method Blank, if applicable
MB SS % Rec	% Recovery of Surrogate in Method Blank, if applicable
MDL	Method Detection Limit [1]
ML	Minimum Level of Quantitation
MS	Matrix Spike
MSD	Matrix Spike Duplicate
NA	Not Applicable
ND	Not detected at or above the indicated MDL (if present) or RL.
NR	Data Not Reported due to matrix interference or insufficient sample amount.
PDS	Post Digestion Spike
PF	Prep Factor
RD	Relative Difference
RL	Reporting Limit [2]
RPD	Relative Percent Difference
RRT	Relative Retention Time
RSD	Relative Standard Deviation
SPK Val	Spike Value
SPKRef Val	Spike Reference Value
SPLP	Synthetic Precipitation Leachate Procedure

[1] MDL is the minimum measured concentration of a substance that can be reported with 99% confidence that the measured concentration is distinguishable from method blank results. Definition and Procedure for the Determination of the Method Detection Limit, Revision 2, 40CFR, Part 136, Appendix B, EPA 821-R-16-006, December 2016. Values are based upon our default extraction volume/amount and are subject to change.

[2] RL is the lowest level that can be reliably determined within specified limits of precision and accuracy during routine laboratory operating conditions. (The RL cannot be lower than the lowest calibration standard used in the initial calibration of the instrument and must be greater than the MDL.) Values are based upon our default extraction volume/amount and are subject to change.

McCampbell Analytical, Inc.
"When Quality Counts"
1534 Willow Pass Road, Pittsburg, CA 94565-1701
Toll Free Telephone: (877) 252-9262 / Fax: (925) 252-9269
http://www.mccampbell.com / E-mail: main@mccampbell.com

Glossary of Terms & Qualifier Definitions

Client: Enthalpy Analytical **WorkOrder:** 2604A50

Project: EO-557419

TCLP	Toxicity Characteristic Leachate Procedure
TEQ	Toxicity Equivalents
TNTC	"Too Numerous to Count;" greater than 250 colonies observed on the plate.
TPH-Diesel	Sample results for semi-volatile TPH (diesel, kerosene, oil, etc) were calculated using a background subtraction procedure to correct for instrument baseline rise (column bleed) as described in Sec 7.7.2.2 of EPA 8015 B, C.
TZA	TimeZone Net Adjustment for sample collected outside of MAI's Coordinated Universal Time (UTC). (Adjustment for Daylight Saving is not accounted.)
WET (STLC)	Waste Extraction Test (Soluble Threshold Limit Concentration)

Analytical Qualifiers

a3	Sample diluted due to high organic content interfering with quantitative/or qualitative analysis.
b1	Aqueous sample that contains greater than ~1 vol. % sediment

McCampbell Analytical, Inc.
"When Quality Counts"

1534 Willow Pass Road, Pittsburg, CA 94565-1701
Toll Free Telephone: (877) 252-9262 / Fax: (925) 252-9269
http://www.mccampbell.com / E-mail: main@mccampbell.com

Analytical Report

Client:	Enthalpy Analytical	**WorkOrder:**	2604A50
Date Received:	04/14/2026 9:09	**Extraction Method:**	E8151A
Date Prepared:	04/15/2026	**Analytical Method:**	E8151A
Project:	EO-557419	**Unit:**	µg/L

Chlorinated Herbicides by GC-ECD

Client ID	Lab ID	Matrix	Date Collected	Instrument FileID	Batch ID
SOUTH BASIN - WESTERN INLET	2604A50-001A	Water	04/12/2026 07:30	GC15A 04152624.D	339708

Analytes	Result	MDL	RL	DF	Date Analyzed
Acifluorfen	ND	5.3	10	10	04/15/2026 22:45
Bentazon	ND	3.2	10	10	04/15/2026 22:45
Chloramben	ND	6.4	10	10	04/15/2026 22:45
2,4-D (Dichlorophenoxyacetic acid)	ND	0.79	2.0	10	04/15/2026 22:45
2,4-DB	ND	4.2	10	10	04/15/2026 22:45
Dalapon	ND	7.7	10	10	04/15/2026 22:45
DCPA (mono & diacid)	ND	5.0	10	10	04/15/2026 22:45
Dicamba	ND	0.74	2.0	10	04/15/2026 22:45
3,5-Dichlorobenzoic Acid	ND	2.4	10	10	04/15/2026 22:45
Dichloroprop	ND	3.5	10	10	04/15/2026 22:45
Dinoseb (DNBP)	ND	3.0	10	10	04/15/2026 22:45
MCPA	ND	13	20	10	04/15/2026 22:45
MCPP	ND	12	20	10	04/15/2026 22:45
4-Nitrophenol	ND	7.7	10	10	04/15/2026 22:45
Pentachlorophenol (PCP)	ND	0.55	2.0	10	04/15/2026 22:45
Picloram	ND	3.8	10	10	04/15/2026 22:45
2,4,5-T (Trichlorophenoxy acetic acid)	ND	1.0	2.0	10	04/15/2026 22:45
2,4,5-TP (Silvex)	ND	1.6	5.0	10	04/15/2026 22:45

Surrogates	REC (%)	Limits	DF	
DCAA	106	60-140	10	04/15/2026 22:45

Analyst(s): DP

Analytical Comments: a3,b1

(Cont.)

CA ELAP 1644 • ORELAP (NELAP) 4033

McCampbell Analytical, Inc.
"When Quality Counts"

1534 Willow Pass Road, Pittsburg, CA 94565-1701
Toll Free Telephone: (877) 252-9262 / Fax: (925) 252-9269
http://www.mccampbell.com / E-mail: main@mccampbell.com

Analytical Report

Client:	Enthalpy Analytical	**WorkOrder:**	2604A50
Date Received:	04/14/2026 9:09	**Extraction Method:**	E8151A
Date Prepared:	04/15/2026	**Analytical Method:**	E8151A
Project:	EO-557419	**Unit:**	µg/L

Chlorinated Herbicides by GC-ECD

Client ID	Lab ID	Matrix	Date Collected	Instrument FileID	Batch ID
SOUTH BASIN - EASTERN INLET	2604A50-002A	Water	04/12/2026 07:40	GC15A 04152625.D	339708

Analytes	Result	MDL	RL	DF	Date Analyzed
Acifluorfen	ND	5.3	10	10	04/15/2026 23:09
Bentazon	ND	3.2	10	10	04/15/2026 23:09
Chloramben	ND	6.4	10	10	04/15/2026 23:09
2,4-D (Dichlorophenoxyacetic acid)	ND	0.79	2.0	10	04/15/2026 23:09
2,4-DB	ND	4.2	10	10	04/15/2026 23:09
Dalapon	ND	7.7	10	10	04/15/2026 23:09
DCPA (mono & diacid)	ND	5.0	10	10	04/15/2026 23:09
Dicamba	ND	0.74	2.0	10	04/15/2026 23:09
3,5-Dichlorobenzoic Acid	ND	2.4	10	10	04/15/2026 23:09
Dichloroprop	ND	3.5	10	10	04/15/2026 23:09
Dinoseb (DNBP)	ND	3.0	10	10	04/15/2026 23:09
MCPA	ND	13	20	10	04/15/2026 23:09
MCPP	ND	12	20	10	04/15/2026 23:09
4-Nitrophenol	ND	7.7	10	10	04/15/2026 23:09
Pentachlorophenol (PCP)	ND	0.55	2.0	10	04/15/2026 23:09
Picloram	ND	3.8	10	10	04/15/2026 23:09
2,4,5-T (Trichlorophenoxy acetic acid)	ND	1.0	2.0	10	04/15/2026 23:09
2,4,5-TP (Silvex)	ND	1.6	5.0	10	04/15/2026 23:09

Surrogates	REC (%)	Limits	DF	
DCAA	103	60-140	10	04/15/2026 23:09

Analyst(s): DP

Analytical Comments: a3,b1

McCampbell Analytical, Inc.
"When Quality Counts"

1534 Willow Pass Road, Pittsburg, CA 94565-1701
Toll Free Telephone: (877) 252-9262 / Fax: (925) 252-9269
http://www.mccampbell.com / E-mail: main@mccampbell.com

Analytical Report

Client:	Enthalpy Analytical	**WorkOrder:**	2604A50
Date Received:	04/14/2026 9:09	**Extraction Method:**	RSK175
Date Prepared:	04/17/2026	**Analytical Method:**	RSK175
Project:	EO-557419	**Unit:**	µg/L

Dissolved Carbon Dioxide by RSK 175

Client ID	Lab ID	Matrix	Date Collected	Instrument FileID	Batch ID
SOUTH BASIN - WESTERN INLET	2604A50-001B	Water	04/12/2026 07:30	GC26 0417261106.D	340000

Analytes	Result	MDL	RL	DF	Date Analyzed
Carbon Dioxide	**4200**	250	250	5	04/17/2026 13:09

Analyst(s): CLO Analytical Comments: b1

Client ID	Lab ID	Matrix	Date Collected	Instrument FileID	Batch ID
SOUTH BASIN - EASTERN INLET	2604A50-002B	Water	04/12/2026 07:40	GC26 0417261107.D	340000

Analytes	Result	MDL	RL	DF	Date Analyzed
Carbon Dioxide	**580**	50	50	1	04/17/2026 14:39

Analyst(s): CLO Analytical Comments: b1

McCampbell Analytical, Inc.
"When Quality Counts"
1534 Willow Pass Road, Pittsburg, CA 94565-1701
Toll Free Telephone: (877) 252-9262 / Fax: (925) 252-9269
http://www.mccampbell.com / E-mail: main@mccampbell.com

Quality Control Report

Client:	Enthalpy Analytical	**WorkOrder:**	2604A50
Date Prepared:	04/15/2026	**BatchID:**	339708
Date Analyzed:	04/15/2026	**Extraction Method:**	E8151A
Instrument:	GC15A	**Analytical Method:**	E8151A
Matrix:	Water	**Unit:**	µg/L
Project:	EO-557419	**Sample ID:**	MB/LCS/LCSD-339708

QC Summary Report for E8151A

Analyte	MB Result	MDL	RL	SPK Val	MB IS/SS %REC	MB IS/SS Limits
Acifluorfen	ND	0.53	1.0	-	-	-
Bentazon	ND	0.32	1.0	-	-	-
Chloramben	ND	0.64	1.0	-	-	-
2,4-D (Dichlorophenoxyacetic acid)	ND	0.079	0.20	-	-	-
2,4-DB	ND	0.42	1.0	-	-	-
Dalapon	ND	0.77	1.0	-	-	-
DCPA (mono & diacid)	ND	0.50	1.0	-	-	-
Dicamba	ND	0.074	0.20	-	-	-
3,5-Dichlorobenzoic Acid	ND	0.24	1.0	-	-	-
Dichloroprop	ND	0.35	1.0	-	-	-
Dinoseb (DNBP)	ND	0.30	1.0	-	-	-
MCPA	ND	1.3	2.0	-	-	-
MCPP	ND	1.2	2.0	-	-	-
4-Nitrophenol	ND	0.77	1.0	-	-	-
Pentachlorophenol (PCP)	ND	0.055	0.20	-	-	-
Picloram	ND	0.38	1.0	-	-	-
2,4,5-T (Trichlorophenoxy acetic acid)	ND	0.10	0.20	-	-	-
2,4,5-TP (Silvex)	ND	0.16	0.50	-	-	-
Surrogate Recovery						
DCAA	9.5			10	95	70-130

(Cont.)

CA ELAP 1644 • ORELAP (NELAP) 4033

McCampbell Analytical, Inc.
"When Quality Counts"
1534 Willow Pass Road, Pittsburg, CA 94565-1701
Toll Free Telephone: (877) 252-9262 / Fax: (925) 252-9269
http://www.mccampbell.com / E-mail: main@mccampbell.com

Quality Control Report

Client:	Enthalpy Analytical	**WorkOrder:**	2604A50
Date Prepared:	04/15/2026	**BatchID:**	339708
Date Analyzed:	04/15/2026	**Extraction Method:**	E8151A
Instrument:	GC15A	**Analytical Method:**	E8151A
Matrix:	Water	**Unit:**	µg/L
Project:	EO-557419	**Sample ID:**	MB/LCS/LCSD-339708

QC Summary Report for E8151A

Analyte	LCS Result	LCSD Result	SPK Val	LCS %REC	LCSD %REC	LCS/LCSD Limits	RPD	RPD Limit
Acifluorfen	8.9	9.4	10	89	94	70-130	5.51	30
Bentazon	9.7	10	10	97	104	70-130	6.56	30
Chloramben	11	11	10	107	113	70-130	5.77	30
2,4-D (Dichlorophenoxyacetic acid)	8.8	9.3	10	88	93	70-130	5.84	30
2,4-DB	9.6	10	10	96	102	70-130	6.95	30
Dalapon	8.7	9.3	10	87	93	70-130	6.41	30
DCPA (mono & diacid)	8.6	9.2	10	86	92	70-130	6.36	30
Dicamba	9.0	9.5	10	90	95	70-130	5.56	30
3,5-Dichlorobenzoic Acid	8.9	9.5	10	89	95	70-130	5.72	30
Dichloroprop	8.6	9.1	10	86	91	70-130	5.85	30
Dinoseb (DNBP)	9.1	9.5	10	91	95	70-130	5.08	30
MCPA	110	120	100	108	116	70-130	7.12	30
MCPP	87	96	100	87	96	70-130	9.63	30
4-Nitrophenol	7.1	7.4	10	71	74	70-130	3.52	30
Pentachlorophenol (PCP)	9.1	9.6	10	91	96	70-130	5.47	30
Picloram	8.6	9.2	10	86	92	70-130	6.42	30
2,4,5-T (Trichlorophenoxy acetic acid)	9.0	9.6	10	90	96	70-130	6.09	30
2,4,5-TP (Silvex)	9.2	9.8	10	92	98	70-130	6.15	30
Surrogate Recovery								
DCAA	9.1	9.7	10	91	97	70-130	6.29	30

McCampbell Analytical, Inc.
"When Quality Counts"

1534 Willow Pass Road, Pittsburg, CA 94565-1701
Toll Free Telephone: (877) 252-9262 / Fax: (925) 252-9269
http://www.mccampbell.com / E-mail: main@mccampbell.com

Quality Control Report

Client:	Enthalpy Analytical	**WorkOrder:**	2604A50
Date Prepared:	04/17/2026	**BatchID:**	340000
Date Analyzed:	04/17/2026	**Extraction Method:**	RSK175
Instrument:	GC26	**Analytical Method:**	RSK175
Matrix:	Water	**Unit:**	µg/L
Project:	EO-557419	**Sample ID:**	MB/LCS/LCSD-340000

QC Summary Report for RSK175

Analyte	MB Result	MDL	RL			
Carbon Dioxide	ND	50	50	-	-	-

Analyte	LCS Result	LCSD Result	SPK Val	LCS %REC	LCSD %REC	LCS/LCSD Limits	RPD	RPD Limit
Carbon Dioxide	150	150	187.2	82	81	70-130	1.61	30

McCampbell Analytical, Inc.
"When Quality Counts"

1534 Willow Pass Road, Pittsburg, CA 94565-1701
Toll Free Telephone: (877) 252-9262 / Fax: (925) 252-9269
http://www.mccampbell.com / E-mail: main@mccampbell.com

Certified Analyte List

Client: Enthalpy Analytical **WorkOrder:** 2604A50

Project: EO-557419

Analyte	Cert 1	Cert 2	Cert 3	Cert 4	Cert 5	Analytical Method	Matrix
2,4,5-T (Trichlorophenoxy acetic acid)	◉	◉	○	○	○	E8151A	Water
2,4,5-TP (Silvex)	◉	◉	○	○	○	E8151A	Water
2,4-D (Dichlorophenoxyacetic acid)	◉	◉	○	○	○	E8151A	Water
2,4-DB	◉	◉	○	○	○	E8151A	Water
3,5-Dichlorobenzoic Acid	○	◉	○	○	○	E8151A	Water
4-Nitrophenol	◉	◉	○	○	○	E8151A	Water
Acifluorfen	○	◉	○	○	○	E8151A	Water
Bentazon	○	◉	○	○	○	E8151A	Water
Chloramben	○	◉	○	○	○	E8151A	Water
Dalapon	◉	◉	○	○	○	E8151A	Water
DCPA (mono & diacid)	○	◉	○	○	○	E8151A	Water
Dicamba	◉	◉	○	○	○	E8151A	Water
Dichloroprop	◉	◉	○	○	○	E8151A	Water
Dinoseb (DNBP)	◉	◉	○	○	○	E8151A	Water
MCPA	◉	◉	○	○	○	E8151A	Water
MCPP	◉	◉	○	○	○	E8151A	Water
Pentachlorophenol (PCP)	◉	◉	○	○	○	E8151A	Water
Picloram	○	◉	○	○	○	E8151A	Water

Certifications

Cert 1	CA ELAP 1644
Cert 2	ORELAP (NELAP) 4033

The Certified Analyte Report lists the compounds for which MAI is accredited at the time of issuance. Although MAI holds multiple accreditations, methods with extensive compound lists may not be fully accredited due to state agency availability.

McCampbell Analytical, Inc.
1534 Willow Pass Rd
Pittsburg, CA 94565-1701
(925) 252-9262

CHAIN-OF-CUSTODY RECORD

WorkOrder: 2604A50 **ClientCode: ENO** **QuoteID: 262776**

☐ WaterTrax ☐ CLIP ☐ EDF ☑ EQuIS ☑ Dry-Weight ☑ Email ☐ HardCopy ☐ ThirdParty ☑ J-flag
☑ Detection Summary ☑ **Excel** [A1_Standard _QC]

Report to:
David Tripp
Enthalpy Analytical
931 West Barkley Avenue
Orange, CA 92868
657-581-4710 FAX:

Email: david.tripp@enthalpy.com
cc/3rd Party: incomingreports@enthalpy.com;
PO: 096843
Project: EO-557419

Bill to:
Accounts Payable/Enthalpy SoCal
Montrose Environmental Group
PO Box 842165
Boston, MA 02284-2165
003EL_ap@montrose-env.com

Requested TAT: 5 days;

Date Received: **04/14/2026**
Date Logged: **04/14/2026**

Lab ID	ClientSampID	Matrix	Collection Date	Hold	Requested Tests (See legend below)											
					1	2	3	4	5	6	7	8	9	10	11	12
2604A50-001	SOUTH BASIN - WESTERN INLET	Water	4/12/2026 07:30	☐	A	A	B									
2604A50-002	SOUTH BASIN - EASTERN INLET	Water	4/12/2026 07:40	☐	A	A	B									

Test Legend:

1	8151_W	2	PRDisposal Fee	3	RSK175_CO2_W	4	
5		6		7		8	
9		10		11		12	

Project Manager: Jena Alfaro

Prepared by: Emily Perez

Comments:

NOTE: Soil samples are discarded 60 days after receipt unless other arrangements are made (Water samples are 30 days).
Hazardous samples will be returned to client or disposed of at client expense.

McCampbell Analytical, Inc.
"When Quality Counts"

1534 Willow Pass Road, Pittsburg, CA 94565-1701
Toll Free Telephone: (877) 252-9262 / Fax: (925) 252-9269
http://www.mccampbell.com / E-mail: main@mccampbell.com

WORK ORDER SUMMARY

Client Name: ENTHALPY ANALYTICAL
Client Contact: David Tripp
Contact's Email: david.tripp@enthalpy.com

Project: EO-557419
Comments

Work Order: 2604A50
QC Level: LEVEL 2
Date Logged: 4/14/2026

☐ WaterTrax ☐ CLIP ☐ EDF ☑ Excel ☐ EQuIS ☑ Email ☐ HardCopy ☐ ThirdParty ☑ J-flag

LabID	ClientSampID	Matrix	Test Name	Cont./ Comp.	Bottle & Preservative	U**	Head Space	Dry-Weight	Collection Date & Time	TAT	Test Due Date	Sediment Content	Hold	Sub Out
001A	SOUTH BASIN - WESTERN INLET	Water	E8151A (Chlorinated Herbicides)	1		☐	☐	☐	4/12/2026 7:30	5 days	4/21/2026	1%+	☐	☐
001B	SOUTH BASIN - WESTERN INLET	Water	RSK175 (CO2)	2		☐	☐	☐	4/12/2026 7:30	5 days	4/21/2026	1%+	☐	☐
002A	SOUTH BASIN - EASTERN INLET	Water	E8151A (Chlorinated Herbicides)	1		☐	☐	☐	4/12/2026 7:40	5 days	4/21/2026	1%+	☐	☐
002B	SOUTH BASIN - EASTERN INLET	Water	RSK175 (CO2)	2		☐	☐	☐	4/12/2026 7:40	5 days	4/21/2026	1%+	☐	☐

NOTES: *** STLC and TCLP extractions require 2 days to complete; therefore, all TATs begin after the extraction is completed (i.e., One-day TAT yields results in 3 days from sample submission).**

- ISM prep requires 5 to 10 days to complete; therefore, all TATs begin after the extraction is completed (i.e., One-day TAT yields results in 6 to 11 days from sample submission). Due date listed on WO summary will not accurately reflect the time needed for sample preparation.

- Organic extracts are held for 40 days before disposal; Inorganic extract are held for 30 days.

- MAI assumes that all material present in the provided sampling container is considered part of the sample - MAI does not exclude any material from the sample prior to sample preparation unless requested in writing by the client.

U = An unpreserved container was received for a method that suggests a preservation in order to extend hold time for analysis.**

Cont./Comp. = Containers /Composites

2604A50

ENTHALPY ANALYTICAL
931 West Barkley Ave
Orange, CA 92868
(714) 771-6900

Subcontract Laboratory:
McCampbell Analytical, Inc.
1534 Willow Pass Rd.
Pittsburg, CA 94565
ATTN: Quote ID: 262776
PO #: PO-096843

Enthalpy Order: EO-557419
PM: David Tripp
Email: david.tripp@enthalpy.com
CC: incomingreports@enthalpy.com
Phone: 657-581-4710

Results Due: 04/21/26
Report Level: II
Report To: MDL
EDDs: Standard Excel EDD

Notes:
CHIQUITA Stormwater - No dilutions please unless absolutely necessary due to matrix or other technically valid reason, requiring clear, technical explanation in your Case Narrative for client's regulator (CA-RWQCB). Hold time rush, please, only if necessary.

Sample ID	Collected	Lab ID	# Cont.	Matrix	Analysis Requested	Comment
SOUTH BASIN - WESTERN INLET	12-APR-2026 07:30	557419-001	1	Water	EPA 8151A Chlorinated Herbicides	
			2	Water	RSK-175 CO2	
SOUTH BASIN - EASTERN INLET	12-APR-2026 07:40	557419-002	1	Water	EPA 8151A Chlorinated Herbicides	
			2	Water	RSK-175 CO2	

Notes:	Relinquished By:	Received By:
	[signature]	
	Date: 4-13-26 15:00	Date:
		[signature]
	Date:	Date: 04/14/26 0909
	Date:	Date:

2-Shelf
IR46

McCampbell Analytical, Inc.
"When Quality Counts"

1534 Willow Pass Road, Pittsburg, CA 94565-1701
Toll Free Telephone: (877) 252-9262 / Fax: (925) 252-9269
http://www.mccampbell.com / E-mail: main@mccampbell.com

Sample Receipt Checklist

Client Name:	**Enthalpy Analytical**	Date and Time Received:	**4/14/2026 09:09**
Project:	**EO-557419**	Date Logged:	**4/14/2026**
		Received by:	Emily Perez
WorkOrder №:	**2604A50** Matrix: Water	Logged by:	Emily Perez
Carrier:	FedEx		

Chain of Custody (COC) Information

Chain of custody present?	Yes	☑	No	☐		
Chain of custody signed when relinquished and received?	Yes	☑	No	☐		
Chain of custody agrees with sample labels?	Yes	☑	No	☐		
Sample IDs noted by Client on COC?	Yes	☑	No	☐		
Date and Time of collection noted by Client on COC?	Yes	☑	No	☐		
Sampler's name noted on COC?	Yes	☑	No	☐		
COC agrees with Quote?	Yes	☑	No	☐	NA	☐
COC quote is active?	Yes	☑	No	☐	NA	☐

Sample Receipt Information

Custody seals intact on shipping container/cooler?	Yes	☐	No	☐	NA	☑
Custody seals intact on sample bottles?	Yes	☐	No	☐	NA	☑
Shipping container/cooler in good condition?	Yes	☑	No	☐		
Samples in proper containers/bottles?	Yes	☑	No	☐		
Sample containers intact?	Yes	☑	No	☐		
Sufficient sample volume for indicated test?	Yes	☑	No	☐		

Sample Preservation and Hold Time (HT) Information

All samples received within holding time?	Yes	☑	No	☐	NA	☐
Samples Received on Ice?	Yes	☑	No	☐		
(Ice Type: WET ICE)						
Sample/Temp Blank temperature	Temp: 2.5°C				NA	☐
ZHS conditional analyses: VOA meets zero headspace requirement (VOCs, TPHg/BTEX, RSK)?	Yes	☑	No	☐	NA	☐
Sample labels checked for correct preservation?	Yes	☑	No	☐		
pH acceptable upon receipt (Metal: <2)?	Yes	☐	No	☐	NA	☑

UCMR Samples:

pH tested and acceptable upon receipt (200.7: ≤2; 533: 6 - 8; 537.1: 6 - 8)?	Yes	☐	No	☐	NA	☑
Free Chlorine tested and acceptable upon receipt (<0.1mg/L) [not applicable to 200.7]?	Yes	☐	No	☐	NA	☑

Comments:

Laboratory Job Number 557419

Subcontracted Products

Onterris Laboratories - El Dorado Hills

May 05, 2026

Onterris - El Dorado Hills
Work Order No. 2604127

Mr. David Tripp
Onterris Laboratories - Orange
931 W. Barkley Avenue
Orange, CA 92868

Dear Mr. Tripp,

Enclosed are the results for the sample set received at Onterris - EDH on April 14, 2026 under your Project Name 'EO-557419'.

Onterris- EDH is committed to serving you effectively. If you require additional information, please contact me at 916-673-1520 or by email at mark.rein@onterris.com.

Thank you for choosing Onterris - EDH as part of your analytical support team.

Sincerely,



Mark Rein
Project Manager

Onterris - EDH certifies that the report herein meets all the requirements set forth by NELAP for those applicable test methods. Results relate only to the samples as received by the laboratory. This report should not be reproduced except in full without the written approval of Onterris -EDH .

Onterris - EDH Work Order No. 2604127
Case Narrative

Sample Condition on Receipt:

Two water samples were received and stored securely in accordance with Onterris - EDH standard operating procedures and EPA methodology. The samples were received in good condition and within the method temperature requirements.

Analytical Notes:

EPA Method 8290A

The samples were extracted and analyzed for 2,3,7,8-TCDD by EPA Method 8290A using a ZB-DIOXIN GC column.

The samples contained high solids content and a subsample of each sample was taken for extraction.

Holding Times

The method holding time criteria were met for these samples.

Quality Control

The Initial Calibration and Continuing Calibration Verifications met the method acceptance criteria.

A Method Blank and Ongoing Precision and Recovery (OPR) sample were extracted and analyzed with the preparation batch. No analytes were detected above the sample quantitation limits in the Method Blank. The OPR recoveries were within the method acceptance criteria.

Labeled standard recoveries for all QC and field samples were within method acceptance criteria.

TABLE OF CONTENTS

Case Narrative..... 1

Table of Contents..... 3

Sample Inventory..... 4

Analytical Results..... 5

Qualifiers..... 10

Certifications..... 11

Sample Receipt..... 12

Sample Inventory Report

Sample ID	Client Sample ID	Sampled	Received	Components/Containers
2604127-01	SOUTH BASIN - WESTERN INLET	12-Apr-26 07:30	14-Apr-26 10:03	Amber Glass NM Bottle, 1L
2604127-02	SOUTH BASIN - EASTERN INLET	12-Apr-26 07:40	14-Apr-26 10:03	Amber Glass NM Bottle, 1L

ANALYTICAL RESULTS

Sample ID: Method Blank

EPA Method 8290A

Client Data

Name: Onterris Laboratories - Orange
Project: EO-557419
Matrix: Aqueous

Laboratory Data

Lab Sample: B26D356-BLK1
QC Batch: B26D356
Sample Size: 1.00 L
Date Extracted: 30-Apr-26
Column: ZB-DIOXIN

Analyte	Conc. (pg/L)	MDL	RL	Qualifiers	Analyzed	Dilution
2,3,7,8-TCDD	ND	1.78	5.00		01-May-26 17:21	1

Labeled Standards	Type	% Recovery	Limits	Qualifiers	Analyzed	Dilution
13C-2,3,7,8-TCDD	IS	84.7	40 - 135		01-May-26 17:21	1
37Cl-2,3,7,8-TCDD	CRS	79.0	40 - 135		01-May-26 17:21	1

MDL - Method Detection Limit
RL - Reporting limit

Results reported to MDL.

Sample ID: OPR **EPA Method 8290A**

Client Data

Name: Onterris Laboratories - Orange
Project: EO-557419
Matrix: Aqueous

Laboratory Data

Lab Sample: B26D356-BS1
QC Batch: B26D356
Sample Size: 1.00 L
Date Extracted: 30-Apr-26 03:59
Column: ZB-DIOXIN

Analyte	Amt Found (pg/L)	Spike Amt	% Recovery	Limits	Qualifiers	Analyzed	Dilution
2,3,7,8-TCDD	173	200	86.7	70-130		01-May-26 14:13	1
Labeled Standards	**Type**		**% Recovery**	**Limits**	**Qualifiers**	**Analyzed**	**Dilution**
13C-2,3,7,8-TCDD	IS		89.0	40-135		01-May-26 14:13	1
37Cl-2,3,7,8-TCDD	CRS		82.7	40-135		01-May-26 14:13	1

Sample ID: SOUTH BASIN - WESTERN INLET

EPA Method 8290A

Client Data

Name:	Onterris Laboratories - Orange
Project:	EO-557419
Matrix:	Water
Date Collected:	12-Apr-26 07:30

Laboratory Data

Lab Sample:	2604127-01	Date Received:	14-Apr-26 10:03
QC Batch:	B26D356	Date Extracted:	30-Apr-26
Sample Size:	0.501 L	Column:	ZB-DIOXIN

Analyte	Conc. (pg/L)	MDL	RL	Qualifiers	Analyzed	Dilution
2,3,7,8-TCDD	ND	3.55	9.97		01-May-26 19:42	1

Labeled Standards	Type	% Recovery	Limits	Qualifiers	Analyzed	Dilution
13C-2,3,7,8-TCDD	IS	95.2	40 - 135		01-May-26 19:42	1
37Cl-2,3,7,8-TCDD	CRS	87.0	40 - 135		01-May-26 19:42	1

MDL - Method Detection Limit
RL - Reporting limit

Results reported to MDL.

Sample ID: SOUTH BASIN - EASTERN INLET

EPA Method 8290A

Client Data

Name:	Onterris Laboratories - Orange
Project:	EO-557419
Matrix:	Water
Date Collected:	12-Apr-26 07:40

Laboratory Data

Lab Sample:	2604127-02	Date Received:	14-Apr-26 10:03
QC Batch:	B26D356	Date Extracted:	30-Apr-26
Sample Size:	0.500 L	Column:	ZB-DIOXIN

Analyte	Conc. (pg/L)	MDL	RL	Qualifiers	Analyzed	Dilution
2,3,7,8-TCDD	ND	3.56	10.0		01-May-26 20:29	1

Labeled Standards	Type	% Recovery	Limits	Qualifiers	Analyzed	Dilution
13C-2,3,7,8-TCDD	IS	64.6	40 - 135		01-May-26 20:29	1
37Cl-2,3,7,8-TCDD	CRS	60.1	40 - 135		01-May-26 20:29	1

MDL - Method Detection Limit
RL - Reporting limit

Results reported to MDL.

DATA QUALIFIERS & ABBREVIATIONS

B	Compound was also detected in the method blank
Conc.	Concentration
CRS	Cleanup Recovery Standard
D	Dilution
DL	Detection Limit
E	Concentration exceeded the calibration range
EDL	Estimated Detection Limit
EMPC	Estimated Maximum Possible Concentration
H	Recovery and/or RPD was outside laboratory acceptance limits
I	Chemical Interference
IS	Internal Standard
J	Estimated Concentration below the Reporting Limit/LOQ
LOD	Limit of Detection
LOQ	Limit of Quantitation
MDL	Method Detection Limit
NA	Not Applicable
ND	Not Detected
OPR	Ongoing Precision and Recovery sample
P	Concentration may include contribution from chlorinated diphenyl ether(s).
Q	Ion transition ratio is outside of the acceptance criteria.
RL	Reporting Limit (MRL)
TEQ	Toxic Equivalency, sum of the toxic equivalency factors (TEF) multiplied by the sample concentrations.
TEQMax	TEQ calculated using the detection limit as the concentration for non-detects
TEQMin	TEQ calculated using zero as the concentration for non-detects
TEQRisk	TEQ calculated using ½ the detection limit as the concentration for non-detects
U	Not Detected (specific projects only)
*	See Cover Letter

Unless otherwise noted, solid sample results are reported in dry weight. Tissue samples are reported in wet weight.

Onterris - EDH Certifications

Accrediting Authority	Certificate Number
Alaska Department of Environmental Conservation	17-013
California Department of Health - ELAP	2892
DoD ELAP - A2LA Accredited - ISO/IEC 17025	3091.01
Florida Department of Health	E87777
Louisiana Department of Environmental Quality	01977
Maine Department of Health	2020018
Michigan Department of Environmental Quality	9932
Minnesota Department of Health	2211390
Nevada Division of Environmental Protection	CA00413
New Hampshire Environmental Accreditation Program	207721
New Jersey Department of Environmental Protection	CA003
New York Department of Health	11411
Ohio Environmental Protection Agency	87778
Oregon Laboratory Accreditation Program	4042-021
Texas Commission on Environmental Quality	T104704189-22-13
Vermont Department of Health	VT-4042
Virgnia Department of General Services	11276
Washington Department of Ecology	C584
Wisconsin Department of Natural Resources	998036160

Current certificates and lists of licensed parameters can be found at Onterris.com/Resources/Accreditations

ENTHALPY ANALYTICAL

931 West Barkley Ave
Orange, CA 92868
(714) 771-6900

Subcontract Laboratory:
Enthalpy - El Dorado Hills
1104 Windfield Way
El Dorado Hills, CA 95762
ATTN: Mark Rein
PO #: Required, to be sent via email

Enthalpy Order: EO-557419
PM: David Tripp
Email: david.tripp@enthalpy.com
CC: incomingreports@enthalpy.com
Phone: 657-581-4710

2604127
2.4°C

Results Due: Standard TAT (15wd)
Report Level: II
Report To: MDL
EDDs: BLDR:Enthalpy (the normal EDD you send to Orange)

Notes:

CHIQUITA Stormwater - 15wd TAT or less if at all possible. No decanting. No dilutions unless absolutely necessary due to matrix or other technically valid reason.

Sample ID	Collected	Lab ID	# Cont.	Matrix	Analysis Requested	Comment
SOUTH BASIN - WESTERN INLET	12-APR-2026 07:30	557419-001	1	Water	EPA 8290 - 2,3,7,8-TCDD Only	
SOUTH BASIN - EASTERN INLET	12-APR-2026 07:40	557419-002	1	Water	EPA 8290 - 2,3,7,8-TCDD Only	

Notes:	Relinquished By:	Received By:
	[signature]	[signature]
	Date: 4-13-26 15:00	Date: 04/14/26 10:07
	Date:	Date:
	Date:	Date:

CoC/Label Reconciliation Report WO# 2604127

LabNumber	CoC Sample ID	SampleAlias	Sample Date/Time	Container	BaseMatrix	Sample Comments
2604127-01	A SOUTH BASIN - WESTERN INLET ☑ A	557419-001	12-Apr-26 07:30 ☑	Amber Glass NM Bottle, 1L	Aqueous	
2604127-02	A SOUTH BASIN - EASTERN INLET ☑ A	557419-002	12-Apr-26 07:40 ☑	Amber Glass NM Bottle, 1L	Aqueous	

Checkmarks indicate that information on the COC reconciled with the sample label.
Any discrepancies are noted in the following columns.

CONDITION	Yes	No	NA
Sample Container Intact?	✓		
Sample Container(s) Custody Seals Intact?			✓
Custody Seals On Cooler Intact?			✓
Adequate Sample Volume?	✓		
Container Type Appropriate for Analysis(es)?	✓		

Comments:
(A = NO Backup volume

Preservation Documented: Na2S2O3 Trizma NH4CH3CO2 (None) Other

Verifed by/Date: XAO 04/14/26
KMA 04/14/26

Onterris
931 West Barkley Ave
Orange, CA 92868
(714) 771-6900

onterris.com

Lab Job Number : 557594
Report Level : II
Report Date : 05/06/2026

Analytical Report *prepared for:*

Matt Breuer
Waste Connections
Chiquita Canyon Landfill
29201 Henry Mayo Drive
Castaic, CA 91384

Project: CCLF STORMWATER - Chiquita Canyon Stormwater

Authorized for release by:

David Tripp, Senior Project Manager
657-581-4710
david.tripp@onterris.com

This data package has been reviewed for technical correctness and completeness. Release of this data has been authorized by the Laboratory Manager or the Manager's designee, as verified by the above signature which applies to this PDF file as well as any associated electronic data deliverable files. The results contained in this report meet all requirements of NELAP and pertain only to those samples which were submitted for analysis. This report may be reproduced only in its entirety.

CA ELAP# 1338, CA ELAP #1338-S1, NELAP# 4038, SCAQMD LAP# 18LA0518, LACSD ID# 10105, ORELAP# 4197

Onterris ENTHALPY ANALYTICAL

Sample Summary

Matt Breuer Waste Connections Chiquita Canyon Landfill 29201 Henry Mayo Drive Castaic, CA 91384	Lab Job #: Project No: Location: Date Received:	557594 CCLF STORMWATER Chiquita Canyon Stormwater 04/14/26

Sample ID	Lab ID	Collected	Matrix
SOUTH BASIN - EASTERN INLET	557594-001	04/14/26 15:40	Water

Case Narrative

Waste Connections Chiquita Canyon Landfill 29201 Henry Mayo Drive Castaic, CA 91384 Matt Breuer	Lab Job Number: 557594 Project No: CCLF STORMWATER Location: Chiquita Canyon Stormwater Date Received: 04/14/26

- This data package contains sample and QC results for one water sample, requested for the above referenced project on 04/15/26. The sample was received in good condition.
- DILUTIONS: Dilutions in this report were performed solely for the purpose of reporting target analytes within method calibration ranges - except where otherwise noted below or in Sub-Lab Case Narrative(s).
- EPA 1664A, EPA 200.7, EPA 200.8, EPA 245.1, EPA 300.0, EPA 350.1, EPA 420.1, EPA 625.1, EPA 8081A, EPA 8082, EPA 8270C-SIM, EPA 8270E, SM 4500-CN-E, SM 4500-P-B5-E, SM 4500-S2-D, SM 5310B, SM 9221B, SM 9221F, SM2130B, SM2320B, SM2510B, SM2540C, SM2540D, SM5210B, and SM5220D analyses were performed at 931 West Barkley Ave, Orange, CA, 92868.
- EPA 8260B analysis was performed at 2532 E Cerritos Ave., Anaheim, CA, 92806.

Volatile Organics by GC/MS (EPA 8260B):

- SOUTH BASIN - EASTERN INLET (lab # 557594-001) had pH greater than 2.
- No other analytical problems were encountered.

Semivolatile Organics by GC/MS (EPA 8270E):

No analytical problems were encountered.

Semivolatile Organics by GC/MS (EPA 625.1):

- Low recovery was observed for a-terpineol in the BSD for batch 401058; the associated RPD was within limits.
- Low surrogate recoveries were observed for 2-fluorophenol in SOUTH BASIN - EASTERN INLET (lab # 557594-001) and the method blank/BS/BSD for batch 401058.
- Low surrogate recoveries were observed for phenol-d6 in SOUTH BASIN - EASTERN INLET (lab # 557594-001) and the method blank/BS/BSD for batch 401058.
- Low surrogate recovery was observed for nitrobenzene-d5 in SOUTH BASIN - EASTERN INLET (lab # 557594-001).
- Low surrogate recovery was observed for 2-fluorobiphenyl in SOUTH BASIN - EASTERN INLET (lab # 557594-001).
- Low surrogate recovery was observed for terphenyl-d14 in SOUTH BASIN - EASTERN INLET (lab # 557594-001).
- No other analytical problems were encountered.

Semivolatile Organics by GC/MS SIM (EPA 8270C-SIM):

- High recovery was observed for 1,4-dioxane in the MSD for batch 400819; the parent sample was not a project sample, the LCS was within limits, the associated RPD was within limits, and this analyte was not detected at or above the RL in the associated sample.
- No other analytical problems were encountered.

Pesticides (EPA 8081A):

- High recoveries were observed for many analytes in the BS for batch 400817; these analytes were not detected at or above the RL in the associated sample. High RPD was observed for heptachlor epoxide in the BS/BSD for batch 400817; this analyte was not detected at or above the RL in the associated sample.
- High surrogate recovery was observed for decachlorobiphenyl in the BS for batch 400817; the corresponding TCMX surrogate recovery was within limits.
- SOUTH BASIN - EASTERN INLET (lab # 557594-001) was diluted due to the dark and viscous nature of the sample extract.
- No other analytical problems were encountered.

Total Organic Carbon by IR (SM 5310B):
No analytical problems were encountered.

PCBs (EPA 8082):

- SOUTH BASIN - EASTERN INLET (lab # 557594-001) was diluted due to the dark and viscous nature of the sample extract.
- SOUTH BASIN - EASTERN INLET (lab # 557594-001) was treated with sulfuric acid to reduce analytical interferences or due to the presence of color.
- No other analytical problems were encountered.

Metals (EPA 200.7, EPA 200.8, and EPA 245.1):

- Low recoveries were observed for boron in the MS/MSD for batch 400828; the parent sample was not a project sample, the LCS was within limits, and the associated RPD was within limits.
- No other analytical problems were encountered.

Ion Chromatography (EPA 300.0):

- High recoveries were observed for a number of analytes in the MSD for batch 400760; the parent sample was not a project sample, and the LCS was within limits.
- Responses exceeding the instrument's linear range were observed for chloride and sulfate in the MSs/MSDs for batch 400760; affected data was qualified with "E".
- No other analytical problems were encountered.

Total Phosphorus as P (SM 4500-P-B5-E):
No analytical problems were encountered.

Conductivity (SM2510B):
No analytical problems were encountered.

Total Oil & Grease (HEM) (EPA 1664A):

- Matrix spikes were not performed for this analysis due to insufficient sample volume.
- No analytical problems were encountered.

Total Phenolics (EPA 420.1):
No analytical problems were encountered.

Alkalinity (SM2320B):
No analytical problems were encountered.

Sulfide (SM 4500-S2-D):
No analytical problems were encountered.

Total Dissolved Solids (TDS) (SM2540C):
No analytical problems were encountered.

Total Suspended Solids (TSS) (SM2540D):
No analytical problems were encountered.

Chemical Oxygen Demand (SM5220D):
No analytical problems were encountered.

Biochemical Oxygen Demand (SM5210B):
No analytical problems were encountered.

Turbidity (SM2130B):
No analytical problems were encountered.

Cyanide - Semi-Automated Method (SM 4500-CN-E and SM 4500-CN-E):
No analytical problems were encountered.

Coliform - 9221 Tests (SM 9221B and SM 9221F):
No analytical problems were encountered.

Ammonia and TKN- Semi-Automated Method (SM 4500-NH3-G):
No analytical problems were encountered.

Organophosphorus Pesticides (EPA 8141A):
Pace Laboratories in Bakersfield, CA performed the analysis (see sublab report section for certifications). Please see the Pace Laboratories case narrative.

8151A Chlorinated Herbicides (EPA 8151A):
McCampbell Analytical, Inc. in Pittsburg, CA performed the analysis (NELAP certified). Please see the McCampbell Analytical, Inc. case narrative.

RSK-175 CO2 (RSK-175):
McCampbell Analytical, Inc. in Pittsburg, CA performed the analysis (see sublab report section for certifications). Please see the McCampbell Analytical, Inc. case narrative.

Dioxins & Furans (EPA 8290):
Enthalpy - El Dorado Hills in El Dorado Hills, CA performed the analysis (see sublab report section for certifications). Please see the Enthalpy - El Dorado Hills case narrative.

ENTHALPY ANALYTICAL

Chain of Custody Record

Lab No: 557594

Page: 1 of 3

Turn Around Time (rush by advanced notice only)

Standard:		5 Day:		3 Day:	
2 Day:		1 Day:	X	Custom TAT:	

Enthalpy Analytical - Orange

931 W. Barkley Avenue, Orange, CA 92868

Phone 714-771-6900

Matrix: A = Air S = Soil/Solid
W = Water DW = Drinking Wate SD = Sediment
PP = Pure Product SEA = Sea Water
SW = Swab T = Tissue WP = Wipe O = Other

Preservatives:
1 = $Na_2S_2O_3$ 2 = HCl 3 = HNO_3
4 = H_2SO_4 5 = NaOH 6 = Other

Sample Receipt Temp:
1 @ 15 ice
3.2 / 3.6 bag
4.1 / 4.5
(lab use only)

CUSTOMER INFORMATION		PROJECT INFORMATION	
Company:	Chiquita Canyon, LLC	Name:	Stormwater Outlet
Report To:	Matt Breuer	Number:	
Email:	matthew.breuer@wasteconnection	P.O. #:	
Address:	29201 Henry Mayo Drive	Address:	29201 Henry Mayo Drive
	Castaic, CA 91384		Castaic, CA 91384
Phone:	682-559-3880	Global ID:	
Fax:		Sampled By:	MT, CH, GA

Test Instructions / Comments

200.8 - Ag, As, B, Ba, Be, Cd, Co, Cr, Cu, Ni, Mn, Pb, Sb, Se, Sn, Tl, V, Zn
200.7 - Fe, Ca, K, Mg, Na

Additional email recipients:
matt.breuer@wasteconnections.com
stormwater@wasteconnections.com
tmb@swteng.com
aav@swteng.com

Direct invoices to:
Maribel Bolanos
(661) 257-3665

	Sample ID	Sampling Date	Sampling Time	Matrix	Container No. / Size	Pres.	200.7/200.8 Metals (see comments)	245.1 Mercury	4500-CN-E Cyanide	8081 Pesticides / 8082 PCBs	8141 Organophosphorous Pesticides	8151 Herbicides	8260 VOCs	8260 Acrolein/Acrylonitrile	8270C	8290 2,3,7,8-TCDD	Test Instructions / Comments
1	South Basin - Eastern Inlet	04/14/26	1540	W	31	1,2,4,6	X	X	X	X	X	X	X	X	X	X	Temp: 25.0°C, pH 8.49
2																	
3																	
4																	
5																	
6																	
7																	
8																	
9																	
10																	

Login 557594

	Signature	Print Name	Company / Title	Date / Time
1 Relinquished By:	[signature]	G. Avarluga	CTDI	4/14/26 18:55
1 Received By:	[signature]	Anna Roberts	EA	4-14-26 18:55
2 Relinquished By:				
2 Received By:				
3 Relinquished By:				
3 Received By:				

ENTHALPY ANALYTICAL

Chain of Custody Record

Lab No: 557594

Page: 2 of 3

Turn Around Time (rush by advanced notice only)

Standard:		5 Day:		3 Day:	
2 Day:		1 Day:	X	Custom TAT:	

Enthalpy Analytical - Orange

931 W. Barkley Avenue, Orange, CA 92868

Phone 714-771-6900

Matrix: A = Air S = Soil/Solid
W = Water DW = Drinking Wate SD = Sediment
PP = Pure Product SEA = Sea Water
SW = Swab T = Tissue WP = Wipe O = Other

Preservatives:
1 = $Na_2S_2O_3$ 2 = HCl 3 = HNO_3
4 = H_2SO_4 5 = NaOH 6 = Other

Sample Receipt Temp:

(lab use only)

CUSTOMER INFORMATION		PROJECT INFORMATION	
Company:	Chiquita Canyon, LLC	Name:	Stormwater Outlet
Report To:	Matt Breuer	Number:	
Email:	matthew.breuer@wasteconnection	P.O. #:	
Address:	29201 Henry Mayo Drive	Address:	29201 Henry Mayo Drive
	Castaic, CA 91384		Castaic, CA 91384
Phone:	682-559-3880	Global ID:	
Fax:		Sampled By:	MT, CH, GA

Analysis Request

Test Instructions / Comments

Additional email recipients:
matt.breuer@wasteconnections.com
stormwater@wasteconnections.com
tmb@swteng.com
aav@swteng.com

Direct invoices to:
Maribel Bolanos
(661) 257-3665

	Sample ID	Sampling Date	Sampling Time	Matrix	Container No. / Size	Pres.	SM4500-S2-D Total Sulfide	420.1 Total Phenolics	1664A Oil and Grease	9221B Tota Coliform	9221F E. Coli	300.0 Cl, Br, Fl, NO3, NO2, SO4	2540D TSS	5310B TOC	8270 SIM 1,4-Dioxane	SM2320B Alkalinity	Test Instructions / Comments
1	South Basin - Eastern Inlet	04/14/26	1540	W	31	1,2,4,6	X	X	X	X	X	X	X	X	X	X	Temp: 25.0°C, pH 8.49
2																	
3																	
4																	
5																	
6																	
7																	
8																	
9																	
10																	

	Signature	Print Name	Company / Title	Date / Time
1 Relinquished By:	[signature]	G Alvarenga	CFBH	4/14/26 18:55
1 Received By:	[signature]	Anna Roberts	EA	4-14-26 18:55
2 Relinquished By:				
2 Received By:				
3 Relinquished By:				
3 Received By:				

ENTHALPY ANALYTICAL

Chain of Custody Record

Lab No: 557594

Page: 3 of 3

Turn Around Time (rush by advanced notice only)

Standard:		5 Day:		3 Day:	
2 Day:		1 Day:	X	Custom TAT:	

Enthalpy Analytical - Orange

931 W. Barkley Avenue, Orange, CA 92868

Phone 714-771-6900

Matrix: A = Air S = Soil/Solid W = Water DW = Drinking Wate SD = Sediment PP = Pure Product SEA = Sea Water SW = Swab T = Tissue WP = Wipe O = Other

Preservatives: 1 = $Na_2S_2O_3$ 2 = HCl 3 = HNO_3 4 = H_2SO_4 5 = NaOH 6 = Other

Sample Receipt Temp: (lab use only)

CUSTOMER INFORMATION		PROJECT INFORMATION	
Company:	Chiquita Canyon, LLC	Name:	Stormwater Outlet
Report To:	Matt Breuer	Number:	
Email:	matthew.breuer@wasteconnection	P.O. #:	
Address:	29201 Henry Mayo Drive	Address:	29201 Henry Mayo Drive
	Castaic, CA 91384		Castaic, CA 91384
Phone:	682-559-3880	Global ID:	
Fax:		Sampled By:	MT, CH, GA

	Sample ID	Sampling Date	Sampling Time	Matrix	Container No. / Size	Pres.	SM5220D Chemical Oxygen Demand	SM2510B Specific Conductance	RSK-175 Carbon Dioxide	2540E TDS	SM2130B Turbidity	350.1 Ammonia	625.1 - See Comments	625.1 Alpha-Terpineol	SM5210B BOD		Test Instructions / Comments
1	South Basin - Eastern Inlet	04/14/26	1540	W	31	1,2,4,6	X	X	X	X	X	X	X	X	X		Temp: 25.0°C, pH 8.49
2																	
3																	
4																	
5																	
6																	
7																	
8																	
9																	
10																	

Analysis Request

Test Instructions / Comments

625.1 - Benzoic Acid, Pyridine, Phenol, 2-methylphenol, 3,4-methylphenol, Cresol, Naphthalene, alpha-terpineol

Additional email recipients:
matt.breuer@wasteconnections.com
stormwater@wasteconnections.com
tmb@swteng.com
aav@swteng.com

Direct invoices to:
Maribel Bolanos
(661) 257-3665

	Signature	Print Name	Company / Title	Date / Time
1 Relinquished By:		C. Hidalgo	CTEH ENTHALPY	4/14/26 18:05
1 Received By:		Anna Roberts		4-14-26 18:55
2 Relinquished By:				
2 Received By:				
3 Relinquished By:				
3 Received By:				

SAMPLE RECEIPT CHECKLIST

Section 1: General Info

Date Received: 4/14/26 WO# 557594 Client: Waste Connections

Section 2: Shipping / Custody **Are custody seals present?** ☐ Yes ☒ No

Custody seals intact on arrival? ■ N/A ☐ Yes ☐ No ☐ On cooler / box ☐ On samples

☐ Courier ■ Walk-In ☐ Field Sampling ☐ Shipping Info: _____

Section 3a: Condition / Packaging ☐ **Outside 0.0 - 6.0°C (0.0 - 10.0°C for microbiology) (PM notified)**

Date Opened 4/14/26 By (initials) AGR Type of ice used: ■ Wet ☐ Blue/Gel ☐ None

☐ Samples received on ice directly from the field; cooling process had begun. (if checked, skip temperatures)

☐ Sample matrix doesn't require cooling (e.g. air, bulk PCB). (if checked, skip temperatures)

If no cooler: Observed/Adjusted Temp (°C): _____/_____ Thermometer/IR Gun: IR15 CF: +0.4

Cooler Temp (°C) #1: 3.2 / 3.6 #2: 4.1 / 4.5 #3: ____/____ #4: ____/____ #5: ____/____ #6: ____/____

Section 3b: Microbiology Samples ☐ **No microbiology samples submitted (skip 3b)**

■ Within temp range 0.0 - 10.0°C or received on ice directly from field.

■ Adequate headspace for microbiology analysis.

Section 3c: Air Samples ■ **No air samples submitted (skip 3c)**

☐ 1.4L Canisters ☐ 6L Canisters ☐ Tedlar Bags ☐ MCE Cassettes ☐ Sorbent Tubes ☐ Other_____

Section 4: Containers / Labels / Samples	YES	NO	N/A
1) Were custody papers present, filled properly, and legible?	X		
2) Is the sampler's name present on the CoC?	X		
3) Were containers received in good condition (unbroken / unopened / uncompromised)?	X		
4) Were the samples bagged? (required for microbiology samples; recommended for soil samples)	X		
5) Were all of, and only, the correct samples received?	X		
6) Are sample labels present, legible, and in agreement with the CoC?	X		
7) Does the container count match the CoC?	X		
8) Was sufficient sample volume / mass received for the analyses requested?	X		
9) Were samples received in proper containers for the analyses requested?	X		
10) Were samples received with > 1/2 holding time remaining?	X		
11) Are samples properly preserved as indicated by CoC / labels?	X		
12) Unpreserved VOAs received - If necessary, was the hold time changed in LIMS?			X
13) Are VOA vials free from headspace/bubbles > 6mm?		X	

Section 5: Explanations / Comments

(If no comments are made, then no discrepancies noted.)

4.13: Headspace >6mm present in 3 of 3 vials with HCl.

☐ **No additional discrepancies**

Date Logged 4/14/26 **By (print)** ABD **(sign)** AdWJ

Date Labeled 4/14/26 **By (print)** ABD **(sign)** AdWJ

Onterris ENTHALPY ANALYTICAL

Analysis Results for 557594

Matt Breuer
Waste Connections
Chiquita Canyon Landfill
29201 Henry Mayo Drive
Castaic, CA 91384

Lab Job #: 557594
Project No: CCLF STORMWATER
Location: Chiquita Canyon Stormwater
Date Received: 04/14/26

Sample ID: SOUTH BASIN - EASTERN INLET | **Lab ID:** 557594-001 | **Matrix:** Water | **Collected:** 04/14/26 15:40

557594-001 Analyte	Result	Qual	Units	RL	MDL	DF	Batch	Prepared	Analyzed	Chemist
Method: EPA 1664A Prep Method: METHOD										
Total Oil and Grease	**3.2**	J	mg/L	5.1	0.99	1	400874	04/15/26	04/16/26	TTL
Method: EPA 200.7 Prep Method: EPA 3015A										
Calcium	**150**		mg/L	0.10	0.022	1	400830	04/15/26	04/15/26	SBW
Iron	**42**		mg/L	0.050	0.027	1	400830	04/15/26	04/15/26	SBW
Magnesium	**24**		mg/L	0.10	0.010	1	400830	04/15/26	04/15/26	SBW
Potassium	**19**		mg/L	0.50	0.15	1	400830	04/15/26	04/15/26	SBW
Sodium	**100**		mg/L	0.50	0.017	1	400830	04/15/26	04/15/26	SBW
Method: EPA 200.8 Prep Method: EPA 3015A										
Antimony	**1.4**	J	ug/L	2.0	0.058	1	400828	04/15/26	04/15/26	KAM
Arsenic	**14**		ug/L	2.0	0.059	1	400828	04/15/26	04/15/26	KAM
Barium	**310**		ug/L	5.0	0.069	1	400828	04/15/26	04/15/26	KAM
Beryllium	**1.1**		ug/L	1.0	0.044	1	400828	04/15/26	04/15/26	KAM
Boron	**260**		ug/L	100	57	10	400828	04/15/26	04/15/26	KAM
Cadmium	**0.89**	J	ug/L	1.0	0.079	1	400828	04/15/26	04/15/26	KAM
Chromium	**44**		ug/L	5.0	0.14	1	400828	04/15/26	04/15/26	KAM
Cobalt	**15**		ug/L	1.0	0.033	1	400828	04/15/26	04/15/26	KAM
Copper	**54**		ug/L	3.0	1.4	1	400828	04/15/26	04/15/26	KAM
Lead	**39**		ug/L	5.0	0.31	1	400828	04/15/26	04/15/26	KAM
Manganese	**590**		ug/L	10	0.62	1	400828	04/15/26	04/15/26	KAM
Nickel	**33**		ug/L	5.0	0.13	1	400828	04/15/26	04/15/26	KAM
Selenium	**4.3**		ug/L	2.0	0.60	1	400828	04/15/26	04/15/26	KAM
Silver	**0.36**	J	ug/L	5.0	0.087	1	400828	04/15/26	04/15/26	KAM
Thallium	**0.30**	J	ug/L	1.0	0.031	1	400828	04/15/26	04/15/26	KAM
Tin	ND		ug/L	5.0	0.59	1	400828	04/15/26	04/15/26	KAM
Vanadium	**74**		ug/L	5.0	0.25	1	400828	04/15/26	04/15/26	KAM
Zinc	**170**		ug/L	10	2.1	1	400828	04/15/26	04/15/26	KAM
Method: EPA 245.1 Prep Method: EPA 245.1										
Mercury	**0.14**	J	ug/L	0.40	0.063	1	400818	04/15/26	04/15/26	MLL
Method: EPA 300.0 Prep Method: METHOD										
Fluoride	**0.47**		mg/L	0.20	0.083	1	400760	04/14/26 19:20	04/15/26 00:46	KUM
Chloride	**58**		mg/L	1.0	0.27	1	400760	04/14/26 19:20	04/15/26 00:46	KUM
Nitrogen, Nitrite	**0.06**	J	mg/L	0.10	0.01	1	400760	04/14/26 19:20	04/15/26 00:46	KUM

Results for any subcontracted analyses are not included in this section.

Analysis Results for 557594

557594-001 Analyte	Result	Qual	Units	RL	MDL	DF	Batch	Prepared	Analyzed	Chemist
Bromide	**0.23**	J	mg/L	0.30	0.038	1	400760	04/14/26 19:20	04/15/26 00:46	KUM
Nitrogen, Nitrate	**1.5**		mg/L	0.10	0.05	1	400760	04/14/26 19:20	04/15/26 00:46	KUM
Sulfate	**260**		mg/L	5.0	0.98	5	400760	04/14/26 19:20	04/15/26 01:08	KUM
Method: EPA 350.1 Prep Method: METHOD										
Ammonia-N	**0.095**	J	mg/L	0.10	0.068	1	400838	04/15/26	04/15/26	CKN
Method: EPA 420.1 Prep Method: METHOD										
Total Phenolics	**0.0090**	J	mg/L	0.010	0.0056	1	400851	04/15/26	04/15/26	LVL
Method: EPA 625.1 Prep Method: EPA 3510C										
Benzoic acid	ND		ug/L	50	11	1	401058	04/17/26	04/18/26	TJW
2-Methylphenol	ND		ug/L	10	3.2	1	401058	04/17/26	04/18/26	TJW
Pyridine	ND		ug/L	10	2.8	1	401058	04/17/26	04/18/26	TJW
Phenol	ND		ug/L	10	2.1	1	401058	04/17/26	04/18/26	TJW
Naphthalene	ND		ug/L	10	3.6	1	401058	04/17/26	04/18/26	TJW
3-,4-Methylphenol	ND		ug/L	10	3.0	1	401058	04/17/26	04/18/26	TJW
Cresol	ND		ug/L	10		1	401058	04/17/26	04/18/26	TJW
a-Terpineol	ND		ug/L	10	2.1	1	401058	04/17/26	04/18/26	TJW
Surrogates				**Limits**						
2-Fluorophenol	32%	*	%REC	36-95		1	401058	04/17/26	04/18/26	TJW
Phenol-d6	25%	*	%REC	28-82		1	401058	04/17/26	04/18/26	TJW
2,4,6-Tribromophenol	89%		%REC	61-140		1	401058	04/17/26	04/18/26	TJW
Nitrobenzene-d5	42%	*	%REC	48-123		1	401058	04/17/26	04/18/26	TJW
2-Fluorobiphenyl	46%	*	%REC	51-105		1	401058	04/17/26	04/18/26	TJW
Terphenyl-d14	61%	*	%REC	65-117		1	401058	04/17/26	04/18/26	TJW
Method: EPA 8081A Prep Method: EPA 3510C										
alpha-BHC	ND		ug/L	0.3	0.06	5.1	400817	04/15/26	04/16/26	MES
beta-BHC	ND		ug/L	0.3	0.07	5.1	400817	04/15/26	04/16/26	MES
gamma-BHC	ND		ug/L	0.3	0.07	5.1	400817	04/15/26	04/16/26	MES
delta-BHC	ND		ug/L	0.3	0.07	5.1	400817	04/15/26	04/16/26	MES
Heptachlor	ND		ug/L	0.3	0.07	5.1	400817	04/15/26	04/16/26	MES
Aldrin	ND		ug/L	0.3	0.07	5.1	400817	04/15/26	04/16/26	MES
Heptachlor epoxide	ND		ug/L	0.3	0.07	5.1	400817	04/15/26	04/16/26	MES
Endosulfan I	ND		ug/L	0.3	0.08	5.1	400817	04/15/26	04/16/26	MES
Dieldrin	ND		ug/L	0.5	0.08	5.1	400817	04/15/26	04/16/26	MES
4,4'-DDE	ND		ug/L	0.5	0.2	5.1	400817	04/15/26	04/16/26	MES
Endrin	ND		ug/L	0.5	0.07	5.1	400817	04/15/26	04/16/26	MES
Endosulfan II	ND		ug/L	0.5	0.1	5.1	400817	04/15/26	04/16/26	MES
Endosulfan sulfate	ND		ug/L	0.5	0.06	5.1	400817	04/15/26	04/16/26	MES
4,4'-DDD	ND		ug/L	0.5	0.2	5.1	400817	04/15/26	04/16/26	MES
Endrin aldehyde	ND		ug/L	0.5	0.2	5.1	400817	04/15/26	04/16/26	MES
Endrin ketone	ND		ug/L	0.5	0.2	5.1	400817	04/15/26	04/16/26	MES
4,4'-DDT	ND		ug/L	0.5	0.4	5.1	400817	04/15/26	04/16/26	MES
Methoxychlor	ND		ug/L	0.5	0.2	5.1	400817	04/15/26	04/16/26	MES
Toxaphene	ND		ug/L	10	2.5	5.1	400817	04/15/26	04/16/26	MES
Chlordane (Technical)	**1.1**	J	ug/L	5.1	1.0	5.1	400817	04/15/26	04/16/26	MES
Surrogates				**Limits**						

Results for any subcontracted analyses are not included in this section.

Analysis Results for 557594

557594-001 Analyte	Result	Qual	Units	RL	MDL	DF	Batch	Prepared	Analyzed	Chemist
TCMX	39%		%REC	29-120		5.1	400817	04/15/26	04/16/26	MES
Decachlorobiphenyl	54%		%REC	33-132		5.1	400817	04/15/26	04/16/26	MES
Method: EPA 8082 Prep Method: EPA 3510C										
Aroclor-1016	ND		ug/L	1.0	0.49	2	400817	04/15/26	04/15/26	MES
Aroclor-1221	ND		ug/L	1.0	0.89	2	400817	04/15/26	04/15/26	MES
Aroclor-1232	ND		ug/L	1.0	0.50	2	400817	04/15/26	04/15/26	MES
Aroclor-1242	ND		ug/L	1.0	0.65	2	400817	04/15/26	04/15/26	MES
Aroclor-1248	ND		ug/L	1.0	0.45	2	400817	04/15/26	04/15/26	MES
Aroclor-1254	ND		ug/L	1.0	0.63	2	400817	04/15/26	04/15/26	MES
Aroclor-1260	ND		ug/L	1.0	0.59	2	400817	04/15/26	04/15/26	MES
Aroclor-1262	ND		ug/L	1.0	0.56	2	400817	04/15/26	04/15/26	MES
Aroclor-1268	ND		ug/L	1.0	0.58	2	400817	04/15/26	04/15/26	MES
Surrogates				**Limits**						
Decachlorobiphenyl (PCB)	28%		%REC	28-138		2	400817	04/15/26	04/15/26	MES
Method: EPA 8260B Prep Method: EPA 5030B										
Carbon Disulfide	ND		ug/L	5.0	0.3	1	400811	04/15/26	04/15/26	ZST
Chloroprene	ND		ug/L	200	0.3	1	400811	04/15/26	04/15/26	ZST
3-Chloropropene	ND		ug/L	5.0	0.2	1	400811	04/15/26	04/15/26	ZST
Ethyl methacrylate	ND		ug/L	50	2.4	1	400811	04/15/26	04/15/26	ZST
Ethanol	ND		ug/L	500	130	1	400811	04/15/26	04/15/26	ZST
2-Hexanone	ND		ug/L	5.0	0.6	1	400811	04/15/26	04/15/26	ZST
Isopropanol (IPA)	ND		ug/L	200	40	1	400811	04/15/26	04/15/26	ZST
Methyl acrylonitrile	ND		ug/L	35	1.3	1	400811	04/15/26	04/15/26	ZST
Vinyl Acetate	ND		ug/L	50	2.4	1	400811	04/15/26	04/15/26	ZST
Acrolein	ND		ug/L	200	2.0	1	400811	04/15/26	04/15/26	ZST
Acrylonitrile	ND		ug/L	10	0.3	1	400811	04/15/26	04/15/26	ZST
Freon 12	ND		ug/L	5.0	0.2	1	400811	04/15/26	04/15/26	ZST
Chloromethane	ND		ug/L	5.0	0.1	1	400811	04/15/26	04/15/26	ZST
Vinyl Chloride	ND		ug/L	5.0	0.1	1	400811	04/15/26	04/15/26	ZST
Bromomethane	ND		ug/L	5.0	0.3	1	400811	04/15/26	04/15/26	ZST
Chloroethane	ND		ug/L	5.0	0.05	1	400811	04/15/26	04/15/26	ZST
Trichlorofluoromethane	ND		ug/L	5.0	0.08	1	400811	04/15/26	04/15/26	ZST
Iodomethane	ND		ug/L	5.0		1	400811	04/15/26	04/15/26	ZST
Acetone	ND		ug/L	100	8.8	1	400811	04/15/26	04/15/26	ZST
Freon 113	ND		ug/L	5.0	0.1	1	400811	04/15/26	04/15/26	ZST
1,1-Dichloroethene	ND		ug/L	5.0	0.1	1	400811	04/15/26	04/15/26	ZST
Methylene Chloride	ND		ug/L	10	0.2	1	400811	04/15/26	04/15/26	ZST
MTBE	ND		ug/L	5.0	0.1	1	400811	04/15/26	04/15/26	ZST
trans-1,2-Dichloroethene	ND		ug/L	5.0	0.1	1	400811	04/15/26	04/15/26	ZST
1,1-Dichloroethane	ND		ug/L	5.0	0.07	1	400811	04/15/26	04/15/26	ZST
2-Butanone	ND		ug/L	10	0.9	1	400811	04/15/26	04/15/26	ZST
cis-1,2-Dichloroethene	ND		ug/L	5.0	0.09	1	400811	04/15/26	04/15/26	ZST
2,2-Dichloropropane	ND		ug/L	5.0	0.09	1	400811	04/15/26	04/15/26	ZST
Chloroform	ND		ug/L	5.0	0.07	1	400811	04/15/26	04/15/26	ZST
Bromochloromethane	ND		ug/L	5.0	0.1	1	400811	04/15/26	04/15/26	ZST
1,1,1-Trichloroethane	ND		ug/L	5.0	0.03	1	400811	04/15/26	04/15/26	ZST
1,1-Dichloropropene	ND		ug/L	5.0	0.08	1	400811	04/15/26	04/15/26	ZST
Carbon Tetrachloride	ND		ug/L	5.0	0.07	1	400811	04/15/26	04/15/26	ZST
1,2-Dichloroethane	ND		ug/L	5.0	0.09	1	400811	04/15/26	04/15/26	ZST

Results for any subcontracted analyses are not included in this section.

Analysis Results for 557594

557594-001 Analyte	Result	Qual	Units	RL	MDL	DF	Batch	Prepared	Analyzed	Chemist
Benzene	ND		ug/L	1.0	0.07	1	400811	04/15/26	04/15/26	ZST
Trichloroethene	ND		ug/L	5.0	0.05	1	400811	04/15/26	04/15/26	ZST
1,2-Dichloropropane	ND		ug/L	5.0	0.07	1	400811	04/15/26	04/15/26	ZST
Bromodichloromethane	ND		ug/L	5.0	0.05	1	400811	04/15/26	04/15/26	ZST
Dibromomethane	ND		ug/L	5.0	0.1	1	400811	04/15/26	04/15/26	ZST
4-Methyl-2-Pentanone	ND		ug/L	5.0	0.5	1	400811	04/15/26	04/15/26	ZST
cis-1,3-Dichloropropene	ND		ug/L	5.0	0.08	1	400811	04/15/26	04/15/26	ZST
Toluene	ND		ug/L	5.0	0.05	1	400811	04/15/26	04/15/26	ZST
trans-1,3-Dichloropropene	ND		ug/L	5.0	0.03	1	400811	04/15/26	04/15/26	ZST
1,1,2-Trichloroethane	ND		ug/L	5.0	0.06	1	400811	04/15/26	04/15/26	ZST
1,3-Dichloropropane	ND		ug/L	5.0	0.1	1	400811	04/15/26	04/15/26	ZST
Tetrachloroethene	ND		ug/L	5.0	0.09	1	400811	04/15/26	04/15/26	ZST
Dibromochloromethane	ND		ug/L	5.0	0.07	1	400811	04/15/26	04/15/26	ZST
1,2-Dibromoethane	ND		ug/L	5.0	0.07	1	400811	04/15/26	04/15/26	ZST
Chlorobenzene	ND		ug/L	5.0	0.05	1	400811	04/15/26	04/15/26	ZST
1,1,1,2-Tetrachloroethane	ND		ug/L	5.0	0.06	1	400811	04/15/26	04/15/26	ZST
Ethylbenzene	ND		ug/L	5.0	0.04	1	400811	04/15/26	04/15/26	ZST
m,p-Xylenes	ND		ug/L	5.0	0.1	1	400811	04/15/26	04/15/26	ZST
o-Xylene	ND		ug/L	5.0	0.06	1	400811	04/15/26	04/15/26	ZST
Styrene	ND		ug/L	5.0	0.06	1	400811	04/15/26	04/15/26	ZST
Bromoform	ND		ug/L	5.0	0.08	1	400811	04/15/26	04/15/26	ZST
Isopropylbenzene	ND		ug/L	5.0	0.06	1	400811	04/15/26	04/15/26	ZST
1,1,2,2-Tetrachloroethane	ND		ug/L	5.0	0.06	1	400811	04/15/26	04/15/26	ZST
1,2,3-Trichloropropane	ND		ug/L	5.0	0.09	1	400811	04/15/26	04/15/26	ZST
Propylbenzene	ND		ug/L	5.0	0.05	1	400811	04/15/26	04/15/26	ZST
Bromobenzene	ND		ug/L	5.0	0.06	1	400811	04/15/26	04/15/26	ZST
1,3,5-Trimethylbenzene	ND		ug/L	5.0	0.08	1	400811	04/15/26	04/15/26	ZST
2-Chlorotoluene	ND		ug/L	5.0	0.07	1	400811	04/15/26	04/15/26	ZST
4-Chlorotoluene	ND		ug/L	5.0	0.08	1	400811	04/15/26	04/15/26	ZST
tert-Butylbenzene	ND		ug/L	5.0	0.07	1	400811	04/15/26	04/15/26	ZST
1,2,4-Trimethylbenzene	ND		ug/L	5.0	0.07	1	400811	04/15/26	04/15/26	ZST
sec-Butylbenzene	ND		ug/L	5.0	0.06	1	400811	04/15/26	04/15/26	ZST
para-Isopropyl Toluene	ND		ug/L	5.0	0.05	1	400811	04/15/26	04/15/26	ZST
1,3-Dichlorobenzene	ND		ug/L	5.0	0.06	1	400811	04/15/26	04/15/26	ZST
1,4-Dichlorobenzene	ND		ug/L	5.0	0.07	1	400811	04/15/26	04/15/26	ZST
n-Butylbenzene	ND		ug/L	5.0	0.08	1	400811	04/15/26	04/15/26	ZST
1,2-Dichlorobenzene	ND		ug/L	5.0	0.04	1	400811	04/15/26	04/15/26	ZST
1,2-Dibromo-3-Chloropropane	ND		ug/L	5.0	0.3	1	400811	04/15/26	04/15/26	ZST
1,2,4-Trichlorobenzene	ND		ug/L	5.0	0.1	1	400811	04/15/26	04/15/26	ZST
Hexachlorobutadiene	ND		ug/L	5.0	0.06	1	400811	04/15/26	04/15/26	ZST
1,2,3-Trichlorobenzene	ND		ug/L	5.0	0.09	1	400811	04/15/26	04/15/26	ZST
cis-1,4-Dichloro-2-butene	ND		ug/L	5.0	0.3	1	400811	04/15/26	04/15/26	ZST
trans-1,4-Dichloro-2-butene	ND		ug/L	5.0	0.2	1	400811	04/15/26	04/15/26	ZST
Xylene (total)	ND		ug/L	5.0		1	400811	04/15/26	04/15/26	ZST
Surrogates				**Limits**						
Dibromofluoromethane	96%		%REC	70-130		1	400811	04/15/26	04/15/26	ZST
1,2-Dichloroethane-d4	97%		%REC	70-130		1	400811	04/15/26	04/15/26	ZST
Toluene-d8	97%		%REC	70-130		1	400811	04/15/26	04/15/26	ZST
Bromofluorobenzene	102%		%REC	70-130		1	400811	04/15/26	04/15/26	ZST
Method: EPA 8270C-SIM Prep Method: EPA 3535										
1,4-Dioxane	ND		ug/L	1.0	0.87	1	400819	04/15/26	04/15/26	MSS

Results for any subcontracted analyses are not included in this section.

Analysis Results for 557594

557594-001 Analyte	Result	Qual	Units	RL	MDL	DF	Batch	Prepared	Analyzed	Chemist
Surrogates				**Limits**						
1,4-Dioxane-d8 (SUR)	96%		%REC	80-120		1	400819	04/15/26	04/15/26	MSS
Method: EPA 8270E Prep Method: EPA 3510C										
Carbazole	ND		ug/L	10	2.8	1	401058	04/17/26	04/18/26	TJW
N-Nitrosodimethylamine	ND		ug/L	10	2.9	1	401058	04/17/26	04/18/26	TJW
Aniline	ND		ug/L	10	2.8	1	401058	04/17/26	04/18/26	TJW
bis(2-Chloroethyl)ether	ND		ug/L	25	3.7	1	401058	04/17/26	04/18/26	TJW
2-Chlorophenol	ND		ug/L	10	3.6	1	401058	04/17/26	04/18/26	TJW
1,3-Dichlorobenzene	ND		ug/L	10	3.3	1	401058	04/17/26	04/18/26	TJW
1,4-Dichlorobenzene	ND		ug/L	10	3.4	1	401058	04/17/26	04/18/26	TJW
Benzyl alcohol	ND		ug/L	25	5.8	1	401058	04/17/26	04/18/26	TJW
1,2-Dichlorobenzene	ND		ug/L	10	3.3	1	401058	04/17/26	04/18/26	TJW
bis(2-Chloroisopropyl) ether	ND		ug/L	10	3.8	1	401058	04/17/26	04/18/26	TJW
N-Nitroso-di-n-propylamine	ND		ug/L	10	3.9	1	401058	04/17/26	04/18/26	TJW
Hexachloroethane	ND		ug/L	10	3.0	1	401058	04/17/26	04/18/26	TJW
Nitrobenzene	ND		ug/L	25	8.4	1	401058	04/17/26	04/18/26	TJW
Isophorone	ND		ug/L	10	3.7	1	401058	04/17/26	04/18/26	TJW
2-Nitrophenol	ND		ug/L	10	5.4	1	401058	04/17/26	04/18/26	TJW
2,4-Dimethylphenol	ND		ug/L	10	3.2	1	401058	04/17/26	04/18/26	TJW
bis(2-Chloroethoxy)methane	ND		ug/L	10	3.7	1	401058	04/17/26	04/18/26	TJW
2,4-Dichlorophenol	ND		ug/L	10	3.7	1	401058	04/17/26	04/18/26	TJW
1,2,4-Trichlorobenzene	ND		ug/L	10	3.4	1	401058	04/17/26	04/18/26	TJW
4-Chloroaniline	ND		ug/L	10	3.1	1	401058	04/17/26	04/18/26	TJW
Hexachlorobutadiene	ND		ug/L	10	2.2	1	401058	04/17/26	04/18/26	TJW
4-Chloro-3-methylphenol	ND		ug/L	10	3.6	1	401058	04/17/26	04/18/26	TJW
2-Methylnaphthalene	ND		ug/L	10	3.4	1	401058	04/17/26	04/18/26	TJW
Hexachlorocyclopentadiene	ND		ug/L	25	7.8	1	401058	04/17/26	04/18/26	TJW
2,4,6-Trichlorophenol	ND		ug/L	10	4.1	1	401058	04/17/26	04/18/26	TJW
2,4,5-Trichlorophenol	ND		ug/L	10	3.7	1	401058	04/17/26	04/18/26	TJW
2-Chloronaphthalene	ND		ug/L	10	3.4	1	401058	04/17/26	04/18/26	TJW
2-Nitroaniline	ND		ug/L	50	4.3	1	401058	04/17/26	04/18/26	TJW
Dimethylphthalate	ND		ug/L	10	3.4	1	401058	04/17/26	04/18/26	TJW
Acenaphthylene	ND		ug/L	10	3.9	1	401058	04/17/26	04/18/26	TJW
2,6-Dinitrotoluene	ND		ug/L	10	4.4	1	401058	04/17/26	04/18/26	TJW
3-Nitroaniline	ND		ug/L	10	4.0	1	401058	04/17/26	04/18/26	TJW
Acenaphthene	ND		ug/L	10	3.2	1	401058	04/17/26	04/18/26	TJW
2,4-Dinitrophenol	ND		ug/L	50	15	1	401058	04/17/26	04/18/26	TJW
4-Nitrophenol	ND		ug/L	50	8.5	1	401058	04/17/26	04/18/26	TJW
Dibenzofuran	ND		ug/L	10	3.2	1	401058	04/17/26	04/18/26	TJW
2,4-Dinitrotoluene	ND		ug/L	10	4.3	1	401058	04/17/26	04/18/26	TJW
Diethylphthalate	ND		ug/L	10	2.9	1	401058	04/17/26	04/18/26	TJW
Fluorene	ND		ug/L	10	3.1	1	401058	04/17/26	04/18/26	TJW
4-Chlorophenyl-phenylether	ND		ug/L	10	3.1	1	401058	04/17/26	04/18/26	TJW
4-Nitroaniline	ND		ug/L	10	3.3	1	401058	04/17/26	04/18/26	TJW
4,6-Dinitro-2-methylphenol	ND		ug/L	50	17	1	401058	04/17/26	04/18/26	TJW
N-Nitrosodiphenylamine	ND		ug/L	10	4.0	1	401058	04/17/26	04/18/26	TJW
1,2-diphenylhydrazine (as azobenzene)	ND		ug/L	10	2.9	1	401058	04/17/26	04/18/26	TJW
4-Bromophenyl-phenylether	ND		ug/L	10	3.3	1	401058	04/17/26	04/18/26	TJW
Hexachlorobenzene	ND		ug/L	10	3.0	1	401058	04/17/26	04/18/26	TJW

Results for any subcontracted analyses are not included in this section.

Analysis Results for 557594

557594-001 Analyte	Result	Qual	Units	RL	MDL	DF	Batch	Prepared	Analyzed	Chemist
Pentachlorophenol	ND		ug/L	25	5.7	1	401058	04/17/26	04/18/26	TJW
Phenanthrene	ND		ug/L	10	2.9	1	401058	04/17/26	04/18/26	TJW
Anthracene	ND		ug/L	10	2.8	1	401058	04/17/26	04/18/26	TJW
Di-n-butylphthalate	ND		ug/L	10	3.0	1	401058	04/17/26	04/18/26	TJW
Fluoranthene	ND		ug/L	10	2.8	1	401058	04/17/26	04/18/26	TJW
Benzidine	ND		ug/L	50	19	1	401058	04/17/26	04/18/26	TJW
Pyrene	ND		ug/L	10	2.7	1	401058	04/17/26	04/18/26	TJW
Butylbenzylphthalate	ND		ug/L	10	3.6	1	401058	04/17/26	04/18/26	TJW
3,3'-Dichlorobenzidine	ND		ug/L	25	5.2	1	401058	04/17/26	04/18/26	TJW
Benzo(a)anthracene	ND		ug/L	10	2.4	1	401058	04/17/26	04/18/26	TJW
Chrysene	ND		ug/L	10	2.5	1	401058	04/17/26	04/18/26	TJW
bis(2-Ethylhexyl)phthalate	ND		ug/L	10	3.3	1	401058	04/17/26	04/18/26	TJW
Di-n-octylphthalate	ND		ug/L	10	4.7	1	401058	04/17/26	04/18/26	TJW
Benzo(b)fluoranthene	ND		ug/L	10	3.0	1	401058	04/17/26	04/18/26	TJW
Benzo(k)fluoranthene	ND		ug/L	10	3.1	1	401058	04/17/26	04/18/26	TJW
Benzo(a)pyrene	ND		ug/L	10	3.1	1	401058	04/17/26	04/18/26	TJW
Indeno(1,2,3-cd)pyrene	ND		ug/L	10	4.2	1	401058	04/17/26	04/18/26	TJW
Dibenz(a,h)anthracene	ND		ug/L	10	4.2	1	401058	04/17/26	04/18/26	TJW
Benzo(g,h,i)perylene	ND		ug/L	10	4.1	1	401058	04/17/26	04/18/26	TJW
Surrogates				**Limits**						
2-Fluorophenol	32%		%REC	15-120		1	401058	04/17/26	04/18/26	TJW
Phenol-d6	25%		%REC	15-120		1	401058	04/17/26	04/18/26	TJW
2,4,6-Tribromophenol	89%		%REC	15-140		1	401058	04/17/26	04/18/26	TJW
Nitrobenzene-d5	42%		%REC	15-123		1	401058	04/17/26	04/18/26	TJW
2-Fluorobiphenyl	46%		%REC	15-120		1	401058	04/17/26	04/18/26	TJW
Terphenyl-d14	61%		%REC	15-120		1	401058	04/17/26	04/18/26	TJW
Method: SM 4500-CN-E Prep Method: METHOD										
Cyanide	ND		mg/L	0.0050	0.0017	0.5	400903	04/15/26	04/16/26	JAK
Method: SM 4500-P-B5-E										
Phosphorus	**0.63**		mg/L	0.020	0.014	1	400879	04/15/26	04/15/26	RDL
Method: SM 4500-S2-D Prep Method: METHOD										
Sulfide	ND		mg/L	0.10		1	400888	04/15/26	04/15/26	TXC
Method: SM 5310B Prep Method: SM 5310B										
Total Organic Carbon	**19**		mg/L	1.0	0.49	1	400872	04/15/26	04/15/26	BDR
Method: SM 9221B Prep Method: METHOD										
Coliform, Total	**>1,600**		MPN/100ml	1.8		1	400856	04/14/26 19:02	04/16/26 15:58	BPH
Method: SM 9221F										
Coliform, E. Coli	**49**		MPN/100ml	1.8		1	400856	04/14/26 19:02	04/16/26 15:58	BPH
Method: SM2130B										
Turbidity	**3,300**		NTU	0.20	0.12	1	400785	04/14/26 21:48	04/14/26 21:48	TRR
Method: SM2320B Prep Method: METHOD										
Bicarbonate	**130**		mg/L	2.4		1	400866	04/15/26	04/15/26	WWC
Alkalinity, Total as CaCO3	**100**		mg/L	2.0		1	400866	04/15/26	04/15/26	WWC

Results for any subcontracted analyses are not included in this section.

Analysis Results for 557594

557594-001 Analyte	Result	Qual	Units	RL	MDL	DF	Batch	Prepared	Analyzed	Chemist
Method: SM2510B Prep Method: METHOD										
Specific Conductance	**930**		umhos/cm	1.0		1	400885	04/15/26	04/15/26	JAG
Method: SM2540C Prep Method: METHOD										
Total Dissolved Solids	**720**		mg/L	20		2	400840	04/15/26	04/16/26	JAG
Method: SM2540D Prep Method: METHOD										
Total Suspended Solids	**1,200**		mg/L	0.5		1	400839	04/15/26	04/16/26	JAG
Method: SM5210B Prep Method: METHOD										
Biochemical Oxygen Demand	**6.4**		mg/L	3.0		1	400878	04/15/26 12:18	04/20/26 15:01	AAB
Method: SM5220D Prep Method: SM 5220D										
Chemical Oxygen Demand	**54**		mg/L	4.0	2.6	1	400873	04/15/26	04/15/26	RDL

* Value is outside QC limits
> Value exceeds indicated concentration
J Estimated value
ND Not Detected

Results for any subcontracted analyses are not included in this section.

Batch QC

Type: Blank	**Lab ID:** QC1360305	**Batch:** 400874
Matrix: Water	**Method:** EPA 1664A	**Prep Method:** METHOD

QC1360305 Analyte	Result	Qual	Units	RL	MDL	Prepared	Analyzed
Total Oil and Grease	ND		mg/L	5.0	0.97	04/15/26	04/16/26

Type: Lab Control Sample	**Lab ID:** QC1360306	**Batch:** 400874
Matrix: Water	**Method:** EPA 1664A	**Prep Method:** METHOD

QC1360306 Analyte	Result	Spiked	Units	Recovery	Qual	Limits
Total Oil and Grease	37.10	40.00	mg/L	93%		78-114

Type: Lab Control Sample Duplicate	**Lab ID:** QC1360307	**Batch:** 400874
Matrix: Water	**Method:** EPA 1664A	**Prep Method:** METHOD

QC1360307 Analyte	Result	Spiked	Units	Recovery	Qual	Limits	RPD	RPD Lim
Total Oil and Grease	36.50	40.00	mg/L	91%		78-114	2	18

Type: Blank	**Lab ID:** QC1360196	**Batch:** 400830
Matrix: Water	**Method:** EPA 200.7	**Prep Method:** EPA 3015A

QC1360196 Analyte	Result	Qual	Units	RL	MDL	Prepared	Analyzed
Calcium	ND		mg/L	0.10	0.022	04/15/26	04/15/26
Iron	ND		mg/L	0.027	0.027	04/15/26	04/15/26
Magnesium	ND		mg/L	0.10	0.010	04/15/26	04/15/26
Potassium	ND		mg/L	0.50	0.15	04/15/26	04/15/26
Sodium	ND		mg/L	0.50	0.017	04/15/26	04/15/26

Type: Lab Control Sample	**Lab ID:** QC1360197	**Batch:** 400830
Matrix: Water	**Method:** EPA 200.7	**Prep Method:** EPA 3015A

QC1360197 Analyte	Result	Spiked	Units	Recovery	Qual	Limits
Calcium	20.87	20.40	mg/L	102%		85-115
Iron	0.4049	0.4000	mg/L	101%		85-115
Magnesium	20.71	20.40	mg/L	101%		85-115
Potassium	24.64	24.00	mg/L	103%		85-115
Sodium	20.72	20.40	mg/L	102%		85-115

Batch QC

Type:	Matrix Spike	Lab ID:	QC1360198	Batch:	400830
Matrix (Source ID):	Water (557594-001)	Method:	EPA 200.7	Prep Method:	EPA 3015A

QC1360198 Analyte	Result	Source Sample Result	Spiked	Units	Recovery	Qual	Limits	DF
Calcium	167.5	148.3	20.40	mg/L	94%	NM	75-125	1
Iron	42.44	42.15	0.4000	mg/L	72%	NM	75-125	1
Magnesium	44.52	24.10	20.40	mg/L	100%		75-125	1
Potassium	43.48	18.85	24.00	mg/L	103%		75-125	1
Sodium	120.7	101.8	20.40	mg/L	93%	NM	75-125	1

Type:	Matrix Spike Duplicate	Lab ID:	QC1360199	Batch:	400830
Matrix (Source ID):	Water (557594-001)	Method:	EPA 200.7	Prep Method:	EPA 3015A

QC1360199 Analyte	Result	Source Sample Result	Spiked	Units	Recovery	Qual	Limits	RPD	RPD Lim	DF
Calcium	166.8	148.3	20.40	mg/L	91%	NM	75-125	0	20	1
Iron	36.21	42.15	0.4000	mg/L	-1485%	NM	75-125	16	20	1
Magnesium	43.42	24.10	20.40	mg/L	95%		75-125	3	20	1
Potassium	42.59	18.85	24.00	mg/L	99%		75-125	2	20	1
Sodium	119.6	101.8	20.40	mg/L	87%	NM	75-125	1	20	1

Type:	Serial Dilution	Lab ID:	QC1360253	Batch:	400830
Matrix (Source ID):	Water (557594-001)	Method:	EPA 200.7	Prep Method:	EPA 3015A

QC1360253 Analyte	Result	Source Sample Result	Units	Qual	RPD	RPD Lim	DF
Calcium	154.7	148.3	mg/L				5
Iron	44.41	42.15	mg/L				5
Magnesium	25.29	24.10	mg/L				5
Potassium	18.98	18.85	mg/L				5
Sodium	106.2	101.8	mg/L				5

Batch QC

Type:	**Blank**	**Lab ID:**	**QC1360185**	**Batch:**	**400828**
Matrix:	**Water**	**Method:**	**EPA 200.8**	**Prep Method:**	**EPA 3015A**

QC1360185 Analyte	Result	Qual	Units	RL	MDL	Prepared	Analyzed
Antimony	ND		ug/L	2.0	0.058	04/15/26	04/15/26
Arsenic	ND		ug/L	2.0	0.059	04/15/26	04/15/26
Barium	ND		ug/L	5.0	0.069	04/15/26	04/15/26
Beryllium	ND		ug/L	1.0	0.044	04/15/26	04/15/26
Boron	ND		ug/L	10	5.7	04/15/26	04/15/26
Cadmium	ND		ug/L	1.0	0.079	04/15/26	04/15/26
Chromium	ND		ug/L	5.0	0.14	04/15/26	04/15/26
Cobalt	ND		ug/L	1.0	0.033	04/15/26	04/15/26
Copper	ND		ug/L	3.0	1.4	04/15/26	04/15/26
Lead	ND		ug/L	5.0	0.31	04/15/26	04/15/26
Manganese	ND		ug/L	10	0.62	04/15/26	04/15/26
Nickel	ND		ug/L	5.0	0.13	04/15/26	04/15/26
Selenium	ND		ug/L	2.0	0.60	04/15/26	04/15/26
Silver	ND		ug/L	5.0	0.087	04/15/26	04/15/26
Thallium	ND		ug/L	1.0	0.031	04/15/26	04/15/26
Tin	ND		ug/L	5.0	0.59	04/15/26	04/15/26
Vanadium	ND		ug/L	5.0	0.25	04/15/26	04/15/26
Zinc	ND		ug/L	10	2.1	04/15/26	04/15/26

Type:	**Lab Control Sample**	**Lab ID:**	**QC1360186**	**Batch:**	**400828**
Matrix:	**Water**	**Method:**	**EPA 200.8**	**Prep Method:**	**EPA 3015A**

QC1360186 Analyte	Result	Spiked	Units	Recovery	Qual	Limits
Antimony	105.0	100.0	ug/L	105%		85-115
Arsenic	97.27	100.0	ug/L	97%		85-115
Barium	98.71	100.0	ug/L	99%		85-115
Beryllium	101.8	100.0	ug/L	102%		85-115
Boron	97.41	100.0	ug/L	97%		85-115
Cadmium	100.1	100.0	ug/L	100%		85-115
Chromium	99.13	100.0	ug/L	99%		85-115
Cobalt	102.2	100.0	ug/L	102%		85-115
Copper	101.1	100.0	ug/L	101%		85-115
Lead	98.36	100.0	ug/L	98%		85-115
Manganese	100.5	100.0	ug/L	100%		85-115
Nickel	102.0	100.0	ug/L	102%		85-115
Selenium	96.01	100.0	ug/L	96%		85-115
Silver	50.28	50.00	ug/L	101%		85-115
Thallium	101.2	100.0	ug/L	101%		85-115
Tin	98.00	100.0	ug/L	98%		85-115
Vanadium	100.1	100.0	ug/L	100%		85-115
Zinc	95.97	100.0	ug/L	96%		85-115

Batch QC

Type:	Matrix Spike	Lab ID:	QC1360194	Batch:	400828
Matrix (Source ID):	Water (557534-004)	Method:	EPA 200.8	Prep Method:	EPA 3015A

QC1360194 Analyte	Result	Source Sample Result	Spiked	Units	Recovery	Qual	Limits	DF
Antimony	102.9	ND	100.0	ug/L	103%		70-130	10
Arsenic	97.71	ND	100.0	ug/L	98%		70-130	10
Barium	131.7	36.61	100.0	ug/L	95%		70-130	10
Beryllium	97.99	ND	100.0	ug/L	98%		70-130	10
Boron	228.3	163.3	100.0	ug/L	65%	*	70-130	10
Cadmium	96.85	ND	100.0	ug/L	97%		70-130	10
Chromium	101.8	ND	100.0	ug/L	102%		70-130	10
Cobalt	104.6	ND	100.0	ug/L	105%		70-130	10
Copper	104.8	ND	100.0	ug/L	105%		70-130	10
Lead	96.97	ND	100.0	ug/L	97%		70-130	10
Manganese	239.3	141.0	100.0	ug/L	98%		70-130	10
Nickel	105.6	ND	100.0	ug/L	106%		70-130	10
Selenium	105.2	ND	100.0	ug/L	105%		70-130	10
Silver	48.46	ND	50.00	ug/L	97%		70-130	10
Thallium	97.85	ND	100.0	ug/L	98%		70-130	10
Tin	97.57	ND	100.0	ug/L	98%		70-130	10
Vanadium	99.78	ND	100.0	ug/L	100%		70-130	10
Zinc	99.97	ND	100.0	ug/L	100%		70-130	10

Type:	Matrix Spike Duplicate	Lab ID:	QC1360195	Batch:	400828
Matrix (Source ID):	Water (557534-004)	Method:	EPA 200.8	Prep Method:	EPA 3015A

QC1360195 Analyte	Result	Source Sample Result	Spiked	Units	Recovery	Qual	Limits	RPD	RPD Lim	DF
Antimony	105.2	ND	100.0	ug/L	105%		70-130	2	20	10
Arsenic	94.69	ND	100.0	ug/L	95%		70-130	3	20	10
Barium	131.3	36.61	100.0	ug/L	95%		70-130	0	20	10
Beryllium	101.9	ND	100.0	ug/L	102%		70-130	4	20	10
Boron	208.1	163.3	100.0	ug/L	45%	*	70-130	9	20	10
Cadmium	97.44	ND	100.0	ug/L	97%		70-130	1	20	10
Chromium	99.94	ND	100.0	ug/L	100%		70-130	2	20	10
Cobalt	100.5	ND	100.0	ug/L	100%		70-130	4	20	10
Copper	99.97	ND	100.0	ug/L	100%		70-130	5	20	10
Lead	96.06	ND	100.0	ug/L	96%		70-130	1	20	10
Manganese	236.5	141.0	100.0	ug/L	96%		70-130	1	20	10
Nickel	100.1	ND	100.0	ug/L	100%		70-130	5	20	10
Selenium	96.91	ND	100.0	ug/L	97%		70-130	8	20	10
Silver	50.37	ND	50.00	ug/L	101%		70-130	4	20	10
Thallium	97.07	ND	100.0	ug/L	97%		70-130	1	20	10
Tin	99.93	ND	100.0	ug/L	100%		70-130	2	20	10
Vanadium	100.6	ND	100.0	ug/L	101%		70-130	1	20	10
Zinc	97.60	ND	100.0	ug/L	98%		70-130	2	20	10

Batch QC

Type: Blank	Lab ID: QC1360140	Batch: 400818
Matrix: Water	Method: EPA 245.1	Prep Method: EPA 245.1

QC1360140 Analyte	Result	Qual	Units	RL	MDL	Prepared	Analyzed
Mercury	ND		ug/L	0.40	0.063	04/15/26	04/15/26

Type: Lab Control Sample	Lab ID: QC1360141	Batch: 400818
Matrix: Water	Method: EPA 245.1	Prep Method: EPA 245.1

QC1360141 Analyte	Result	Spiked	Units	Recovery	Qual	Limits
Mercury	4.920	5.000	ug/L	98%		85-115

Type: Matrix Spike	Lab ID: QC1360142	Batch: 400818
Matrix (Source ID): Water (557588-001)	Method: EPA 245.1	Prep Method: EPA 245.1

QC1360142 Analyte	Result	Source Sample Result	Spiked	Units	Recovery	Qual	Limits	DF
Mercury	966.4	ND	1000	ug/L	97%		75-125	200

Type: Matrix Spike Duplicate	Lab ID: QC1360143	Batch: 400818
Matrix (Source ID): Water (557588-001)	Method: EPA 245.1	Prep Method: EPA 245.1

QC1360143 Analyte	Result	Source Sample Result	Spiked	Units	Recovery	Qual	Limits	RPD	RPD Lim	DF
Mercury	963.6	ND	1000	ug/L	96%		75-125	0	20	200

Type: Matrix Spike	Lab ID: QC1360144	Batch: 400818
Matrix (Source ID): Water (557588-002)	Method: EPA 245.1	Prep Method: EPA 245.1

QC1360144 Analyte	Result	Source Sample Result	Spiked	Units	Recovery	Qual	Limits	DF
Mercury	938.7	ND	1000	ug/L	94%		75-125	200

Type: Matrix Spike Duplicate	Lab ID: QC1360145	Batch: 400818
Matrix (Source ID): Water (557588-002)	Method: EPA 245.1	Prep Method: EPA 245.1

QC1360145 Analyte	Result	Source Sample Result	Spiked	Units	Recovery	Qual	Limits	RPD	RPD Lim	DF
Mercury	967.2	ND	1000	ug/L	97%		75-125	3	20	200

Batch QC

Type:	**Blank**	**Lab ID:**	**QC1359963**	**Batch:**	**400760**
Matrix:	**Water**	**Method:**	**EPA 300.0**	**Prep Method:**	**METHOD**

QC1359963 Analyte	Result	Qual	Units	RL	MDL	Prepared	Analyzed
Fluoride	ND		mg/L	0.20	0.083	04/14/26 14:44	04/14/26 18:11
Chloride	ND		mg/L	1.0	0.27	04/14/26 14:44	04/14/26 18:11
Nitrogen, Nitrite	ND		mg/L	0.10	0.01	04/14/26 14:44	04/14/26 18:11
Bromide	ND		mg/L	0.30	0.038	04/14/26 14:44	04/14/26 18:11
Nitrogen, Nitrate	ND		mg/L	0.10	0.05	04/14/26 14:44	04/14/26 18:11
Sulfate	ND		mg/L	1.0	0.20	04/14/26 14:44	04/14/26 18:11

Type:	**Lab Control Sample**	**Lab ID:**	**QC1359964**	**Batch:**	**400760**
Matrix:	**Water**	**Method:**	**EPA 300.0**	**Prep Method:**	**METHOD**

QC1359964 Analyte	Result	Spiked	Units	Recovery	Qual	Limits
Fluoride	10.06	10.00	mg/L	101%		90-110
Chloride	48.06	50.00	mg/L	96%		90-110
Nitrogen, Nitrite	4.640	4.567	mg/L	102%		90-110
Bromide	15.37	15.00	mg/L	102%		90-110
Nitrogen, Nitrate	4.640	4.518	mg/L	103%		90-110
Sulfate	25.40	25.00	mg/L	102%		90-110

Type:	**Matrix Spike**	**Lab ID:**	**QC1359970**	**Batch:**	**400760**
Matrix (Source ID):	**Water (557532-001)**	**Method:**	**EPA 300.0**	**Prep Method:**	**METHOD**

QC1359970 Analyte	Result	Source Sample Result	Spiked	Units	Recovery	Qual	Limits	DF
Fluoride	25.37	0.2518	20.00	mg/L	126%		80-129	1
Chloride	251.6	148.5	100.0	mg/L	103%	E	80-123	1
Nitrogen, Nitrite	10.98	ND	9.134	mg/L	120%		80-122	1
Bromide	18.44	0.4467	15.00	mg/L	120%		80-121	1
Nitrogen, Nitrate	10.95	ND	9.036	mg/L	121%		80-123	1
Sulfate	105.8	44.51	50.00	mg/L	123%	E	79-124	1

Type:	**Matrix Spike Duplicate**	**Lab ID:**	**QC1359971**	**Batch:**	**400760**
Matrix (Source ID):	**Water (557532-001)**	**Method:**	**EPA 300.0**	**Prep Method:**	**METHOD**

QC1359971 Analyte	Result	Source Sample Result	Spiked	Units	Recovery	Qual	Limits	RPD	RPD Lim	DF
Fluoride	26.19	0.2518	20.00	mg/L	130%	*	80-129	3	21	1
Chloride	254.3	148.5	100.0	mg/L	106%	E	80-123		20	1
Nitrogen, Nitrite	11.32	ND	9.134	mg/L	124%	*	80-122	3	21	1
Bromide	18.94	0.4467	15.00	mg/L	123%	*	80-121	3	20	1
Nitrogen, Nitrate	11.26	ND	9.036	mg/L	125%	*	80-123	3	20	1
Sulfate	107.7	44.51	50.00	mg/L	126%	E,*	79-124		20	1

Batch QC

Type:	Matrix Spike	Lab ID:	QC1360098	Batch:	400760
Matrix (Source ID):	Water (557534-004)	Method:	EPA 300.0	Prep Method:	METHOD

QC1360098 Analyte	Result	Source Sample Result	Spiked	Units	Recovery	Qual	Limits	DF
Fluoride	22.04	0.4938	20.00	mg/L	108%		80-129	1
Chloride	213.7	118.8	100.0	mg/L	95%	E	80-123	1
Nitrogen, Nitrite	9.660	ND	9.134	mg/L	106%		80-122	1
Bromide	16.43	0.5162	15.00	mg/L	106%		80-121	1
Nitrogen, Nitrate	9.762	0.1858	9.036	mg/L	106%		80-123	1
Sulfate	152.9	108.3	50.00	mg/L	89%	E,NM	79-124	1

Type:	Matrix Spike Duplicate	Lab ID:	QC1360099	Batch:	400760
Matrix (Source ID):	Water (557534-004)	Method:	EPA 300.0	Prep Method:	METHOD

QC1360099 Analyte	Result	Source Sample Result	Spiked	Units	Recovery	Qual	Limits	RPD	RPD Lim	DF
Fluoride	21.69	0.4938	20.00	mg/L	106%		80-129	2	21	1
Chloride	212.0	118.8	100.0	mg/L	93%	E	80-123		20	1
Nitrogen, Nitrite	9.506	ND	9.134	mg/L	104%		80-122	2	21	1
Bromide	16.11	0.5162	15.00	mg/L	104%		80-121	2	20	1
Nitrogen, Nitrate	9.557	0.1858	9.036	mg/L	104%		80-123	2	20	1
Sulfate	152.9	108.3	50.00	mg/L	89%	E,NM	79-124		20	1

Type:	Blank	Lab ID:	QC1360220	Batch:	400838
Matrix:	Water	Method:	EPA 350.1	Prep Method:	METHOD

QC1360220 Analyte	Result	Qual	Units	RL	MDL	Prepared	Analyzed
Ammonia-N	ND		mg/L	0.10	0.068	04/15/26	04/15/26

Type:	Lab Control Sample	Lab ID:	QC1360221	Batch:	400838
Matrix:	Water	Method:	EPA 350.1	Prep Method:	METHOD

QC1360221 Analyte	Result	Spiked	Units	Recovery	Qual	Limits
Ammonia-N	0.9118	1.000	mg/L	91%		90-110

Type:	Matrix Spike	Lab ID:	QC1360222	Batch:	400838
Matrix (Source ID):	Water (557428-001)	Method:	EPA 350.1	Prep Method:	METHOD

QC1360222 Analyte	Result	Source Sample Result	Spiked	Units	Recovery	Qual	Limits	DF
Ammonia-N	0.9342	ND	1.000	mg/L	93%		90-110	1

Batch QC

Type:	Matrix Spike Duplicate	**Lab ID:**	QC1360223	**Batch:**	400838
Matrix (Source ID):	Water (557428-001)	**Method:**	EPA 350.1	**Prep Method:**	METHOD

QC1360223 Analyte	Result	Source Sample Result	Spiked	Units	Recovery	Qual	Limits	RPD	RPD Lim	DF
Ammonia-N	0.9517	ND	1.000	mg/L	95%		90-110	2	20	1

Type:	Blank	**Lab ID:**	QC1360263
Matrix:	Water	**Method:**	EPA 420.1

Batch:	400851
Prep Method:	METHOD

QC1360263 Analyte	Result	Qual	Units	RL	MDL	Prepared	Analyzed
Total Phenolics	ND		mg/L	0.010	0.0056	04/15/26	04/15/26

Type:	Lab Control Sample	**Lab ID:**	QC1360264
Matrix:	Water	**Method:**	EPA 420.1

Batch:	400851
Prep Method:	METHOD

QC1360264 Analyte	Result	Spiked	Units	Recovery	Qual	Limits
Total Phenolics	0.07800	0.08000	mg/L	98%		80-120

Type:	Lab Control Sample Duplicate	**Lab ID:**	QC1360265
Matrix:	Water	**Method:**	EPA 420.1

Batch:	400851
Prep Method:	METHOD

QC1360265 Analyte	Result	Spiked	Units	Recovery	Qual	Limits	RPD	RPD Lim
Total Phenolics	0.07500	0.08000	mg/L	94%		80-120	4	20

Batch QC

Type: Blank **Lab ID:** QC1361169 **Batch:** 401058
Matrix: Water

QC1361169 Analyte	Result	Qual	Units	RL	MDL	Prepared	Analyzed
Method: EPA 625.1 Prep Method: EPA 3510C							
a-Terpineol	ND		ug/L	10	2.1	04/17/26	04/18/26
Benzoic acid	ND		ug/L	50	11	04/17/26	04/17/26
2-Methylphenol	ND		ug/L	10	3.2	04/17/26	04/17/26
Pyridine	ND		ug/L	10	2.8	04/17/26	04/17/26
Phenol	ND		ug/L	10	2.1	04/17/26	04/17/26
Naphthalene	ND		ug/L	10	3.6	04/17/26	04/17/26
3-,4-Methylphenol	ND		ug/L	10	3.0	04/17/26	04/17/26
Cresol	ND		ug/L	10		04/17/26	04/17/26
Surrogates				**Limits**			
2-Fluorophenol	31%	*	%REC	36-95		04/17/26	04/17/26
Phenol-d6	18%	*	%REC	28-82		04/17/26	04/17/26
2,4,6-Tribromophenol	73%		%REC	61-140		04/17/26	04/17/26
Nitrobenzene-d5	67%		%REC	48-123		04/17/26	04/17/26
2-Fluorobiphenyl	63%		%REC	51-105		04/17/26	04/17/26
Terphenyl-d14	78%		%REC	65-117		04/17/26	04/17/26
Method: EPA 8270E Prep Method: EPA 3510C							
Carbazole	ND		ug/L	10	2.8	04/17/26	04/17/26
N-Nitrosodimethylamine	ND		ug/L	10	2.9	04/17/26	04/17/26
Aniline	ND		ug/L	10	2.8	04/17/26	04/17/26
bis(2-Chloroethyl)ether	ND		ug/L	25	3.7	04/17/26	04/17/26
2-Chlorophenol	ND		ug/L	10	3.6	04/17/26	04/17/26
1,3-Dichlorobenzene	ND		ug/L	10	3.3	04/17/26	04/17/26
1,4-Dichlorobenzene	ND		ug/L	10	3.4	04/17/26	04/17/26
Benzyl alcohol	ND		ug/L	25	5.8	04/17/26	04/17/26
1,2-Dichlorobenzene	ND		ug/L	10	3.3	04/17/26	04/17/26
bis(2-Chloroisopropyl) ether	ND		ug/L	10	3.8	04/17/26	04/17/26
N-Nitroso-di-n-propylamine	ND		ug/L	10	3.9	04/17/26	04/17/26
Hexachloroethane	ND		ug/L	10	3.0	04/17/26	04/17/26
Nitrobenzene	ND		ug/L	25	8.4	04/17/26	04/17/26
Isophorone	ND		ug/L	10	3.7	04/17/26	04/17/26
2-Nitrophenol	ND		ug/L	10	5.4	04/17/26	04/17/26
2,4-Dimethylphenol	ND		ug/L	10	3.2	04/17/26	04/17/26
bis(2-Chloroethoxy)methane	ND		ug/L	10	3.7	04/17/26	04/17/26
2,4-Dichlorophenol	ND		ug/L	10	3.7	04/17/26	04/17/26
1,2,4-Trichlorobenzene	ND		ug/L	10	3.4	04/17/26	04/17/26
4-Chloroaniline	ND		ug/L	10	3.1	04/17/26	04/17/26
Hexachlorobutadiene	ND		ug/L	10	2.2	04/17/26	04/17/26
4-Chloro-3-methylphenol	ND		ug/L	10	3.6	04/17/26	04/17/26
2-Methylnaphthalene	ND		ug/L	10	3.4	04/17/26	04/17/26
Hexachlorocyclopentadiene	ND		ug/L	25	7.8	04/17/26	04/17/26
2,4,6-Trichlorophenol	ND		ug/L	10	4.1	04/17/26	04/17/26
2,4,5-Trichlorophenol	ND		ug/L	10	3.7	04/17/26	04/17/26
2-Chloronaphthalene	ND		ug/L	10	3.4	04/17/26	04/17/26
2-Nitroaniline	ND		ug/L	50	4.3	04/17/26	04/17/26

Batch QC

QC1361169 Analyte	Result	Qual	Units	RL	MDL	Prepared	Analyzed
Dimethylphthalate	ND		ug/L	10	3.4	04/17/26	04/17/26
Acenaphthylene	ND		ug/L	10	3.9	04/17/26	04/17/26
2,6-Dinitrotoluene	ND		ug/L	10	4.4	04/17/26	04/17/26
3-Nitroaniline	ND		ug/L	10	4.0	04/17/26	04/17/26
Acenaphthene	ND		ug/L	10	3.2	04/17/26	04/17/26
2,4-Dinitrophenol	ND		ug/L	50	15	04/17/26	04/17/26
4-Nitrophenol	ND		ug/L	50	8.5	04/17/26	04/17/26
Dibenzofuran	ND		ug/L	10	3.2	04/17/26	04/17/26
2,4-Dinitrotoluene	ND		ug/L	10	4.3	04/17/26	04/17/26
Diethylphthalate	ND		ug/L	10	2.9	04/17/26	04/17/26
Fluorene	ND		ug/L	10	3.1	04/17/26	04/17/26
4-Chlorophenyl-phenylether	ND		ug/L	10	3.1	04/17/26	04/17/26
4-Nitroaniline	ND		ug/L	10	3.3	04/17/26	04/17/26
4,6-Dinitro-2-methylphenol	ND		ug/L	50	17	04/17/26	04/17/26
N-Nitrosodiphenylamine	ND		ug/L	10	4.0	04/17/26	04/17/26
1,2-diphenylhydrazine (as azobenzene)	ND		ug/L	10	2.9	04/17/26	04/17/26
4-Bromophenyl-phenylether	ND		ug/L	10	3.3	04/17/26	04/17/26
Hexachlorobenzene	ND		ug/L	10	3.0	04/17/26	04/17/26
Pentachlorophenol	ND		ug/L	25	5.7	04/17/26	04/17/26
Phenanthrene	ND		ug/L	10	2.9	04/17/26	04/17/26
Anthracene	ND		ug/L	10	2.8	04/17/26	04/17/26
Di-n-butylphthalate	ND		ug/L	10	3.0	04/17/26	04/17/26
Fluoranthene	ND		ug/L	10	2.8	04/17/26	04/17/26
Benzidine	ND		ug/L	50	19	04/17/26	04/17/26
Pyrene	ND		ug/L	10	2.7	04/17/26	04/17/26
Butylbenzylphthalate	ND		ug/L	10	3.6	04/17/26	04/17/26
3,3'-Dichlorobenzidine	ND		ug/L	25	5.2	04/17/26	04/17/26
Benzo(a)anthracene	ND		ug/L	10	2.4	04/17/26	04/17/26
Chrysene	ND		ug/L	10	2.5	04/17/26	04/17/26
bis(2-Ethylhexyl)phthalate	ND		ug/L	10	3.3	04/17/26	04/17/26
Di-n-octylphthalate	ND		ug/L	10	4.7	04/17/26	04/17/26
Benzo(b)fluoranthene	ND		ug/L	10	3.0	04/17/26	04/17/26
Benzo(k)fluoranthene	ND		ug/L	10	3.1	04/17/26	04/17/26
Benzo(a)pyrene	ND		ug/L	10	3.1	04/17/26	04/17/26
Indeno(1,2,3-cd)pyrene	ND		ug/L	10	4.2	04/17/26	04/17/26
Dibenz(a,h)anthracene	ND		ug/L	10	4.2	04/17/26	04/17/26
Benzo(g,h,i)perylene	ND		ug/L	10	4.1	04/17/26	04/17/26
Surrogates				**Limits**			
2-Fluorophenol	31%		%REC	15-120		04/17/26	04/17/26
Phenol-d6	18%		%REC	15-120		04/17/26	04/17/26
2,4,6-Tribromophenol	73%		%REC	15-140		04/17/26	04/17/26
Nitrobenzene-d5	67%		%REC	15-123		04/17/26	04/17/26
2-Fluorobiphenyl	63%		%REC	15-120		04/17/26	04/17/26
Terphenyl-d14	78%		%REC	15-120		04/17/26	04/17/26

Batch QC

Type: Lab Control Sample	Lab ID: QC1361170	Batch: 401058
Matrix: Water		

QC1361170 Analyte	Result	Spiked	Units	Recovery	Qual	Limits
Method: EPA 625.1 Prep Method: EPA 3510C						
2-Methylphenol	42.88	75.00	ug/L	57%		44-120
Pyridine	28.98	75.00	ug/L	39%		13-120
Phenol	16.48	75.00	ug/L	22%		10-85
Naphthalene	53.27	75.00	ug/L	71%		23-133
3-,4-Methylphenol	39.71	75.00	ug/L	53%		40-120
Surrogates						
2-Fluorophenol	12.54	40.00	ug/L	31%	*	36-95
Phenol-d6	7.762	40.00	ug/L	19%	*	28-82
2,4,6-Tribromophenol	32.11	40.00	ug/L	80%		61-140
Nitrobenzene-d5	27.04	40.00	ug/L	68%		48-123
2-Fluorobiphenyl	25.77	40.00	ug/L	64%		51-105
Terphenyl-d14	29.62	40.00	ug/L	74%		65-117
Method: EPA 8270E Prep Method: EPA 3510C						
Phenol	16.48	75.00	ug/L	22%		14-120
2-Chlorophenol	54.79	75.00	ug/L	73%		46-120
1,4-Dichlorobenzene	46.09	75.00	ug/L	61%		42-120
3-,4-Methylphenol	39.71	75.00	ug/L	53%		40-120
N-Nitroso-di-n-propylamine	63.80	75.00	ug/L	85%		54-121
2,4-Dimethylphenol	52.87	75.00	ug/L	70%		48-120
1,2,4-Trichlorobenzene	50.83	75.00	ug/L	68%		45-120
4-Chloro-3-methylphenol	61.59	75.00	ug/L	82%		60-121
2,4,5-Trichlorophenol	64.34	75.00	ug/L	86%		62-124
Acenaphthene	59.69	75.00	ug/L	80%		56-120
4-Nitrophenol	20.94	75.00	ug/L	28%		17-120
2,4-Dinitrotoluene	68.50	75.00	ug/L	91%		69-127
Pentachlorophenol	75.90	75.00	ug/L	101%		51-120
Pyrene	65.99	75.00	ug/L	88%		68-123
Chrysene	69.05	75.00	ug/L	92%		66-120
Benzo(b)fluoranthene	75.46	75.00	ug/L	101%		67-120
Surrogates						
2-Fluorophenol	12.54	40.00	ug/L	31%		15-120
Phenol-d6	7.762	40.00	ug/L	19%		15-120
2,4,6-Tribromophenol	32.11	40.00	ug/L	80%		15-140
Nitrobenzene-d5	27.04	40.00	ug/L	68%		15-123
2-Fluorobiphenyl	25.77	40.00	ug/L	64%		15-120
Terphenyl-d14	29.62	40.00	ug/L	74%		15-120

Batch QC

Type: Lab Control Sample Duplicate **Lab ID:** QC1361171 **Batch:** 401058
Matrix: Water

QC1361171 Analyte	Result	Spiked	Units	Recovery	Qual	Limits	RPD	RPD Lim
Method: EPA 625.1 Prep Method: EPA 3510C								
2-Methylphenol	47.10	75.00	ug/L	63%		44-120	9	51
Pyridine	32.52	75.00	ug/L	43%		13-120	11	62
Phenol	17.74	75.00	ug/L	24%		10-85	7	52
Naphthalene	58.70	75.00	ug/L	78%		23-133	10	50
3-,4-Methylphenol	42.95	75.00	ug/L	57%		40-120	8	51
Surrogates								
2-Fluorophenol	13.86	40.00	ug/L	35%	*	36-95		
Phenol-d6	8.351	40.00	ug/L	21%	*	28-82		
2,4,6-Tribromophenol	33.92	40.00	ug/L	85%		61-140		
Nitrobenzene-d5	30.05	40.00	ug/L	75%		48-123		
2-Fluorobiphenyl	26.89	40.00	ug/L	67%		51-105		
Terphenyl-d14	31.80	40.00	ug/L	80%		65-117		
Method: EPA 8270E Prep Method: EPA 3510C								
Phenol	17.74	75.00	ug/L	24%		14-120	7	52
2-Chlorophenol	60.37	75.00	ug/L	80%		46-120	10	52
1,4-Dichlorobenzene	53.24	75.00	ug/L	71%		42-120	14	53
3-,4-Methylphenol	42.95	75.00	ug/L	57%		40-120	8	51
N-Nitroso-di-n-propylamine	68.71	75.00	ug/L	92%		54-121	7	52
2,4-Dimethylphenol	56.70	75.00	ug/L	76%		48-120	7	52
1,2,4-Trichlorobenzene	58.05	75.00	ug/L	77%		45-120	13	54
4-Chloro-3-methylphenol	63.30	75.00	ug/L	84%		60-121	3	47
2,4,5-Trichlorophenol	66.68	75.00	ug/L	89%		62-124	4	46
Acenaphthene	63.23	75.00	ug/L	84%		56-120	6	46
4-Nitrophenol	19.96	75.00	ug/L	27%		17-120	5	44
2,4-Dinitrotoluene	70.99	75.00	ug/L	95%		69-127	4	40
Pentachlorophenol	80.63	75.00	ug/L	108%		51-120	6	42
Pyrene	70.50	75.00	ug/L	94%		68-123	7	39
Chrysene	72.96	75.00	ug/L	97%		66-120	6	38
Benzo(b)fluoranthene	80.87	75.00	ug/L	108%		67-120	7	39
Surrogates								
2-Fluorophenol	13.86	40.00	ug/L	35%		15-120		
Phenol-d6	8.351	40.00	ug/L	21%		15-120		
2,4,6-Tribromophenol	33.92	40.00	ug/L	85%		15-140		
Nitrobenzene-d5	30.05	40.00	ug/L	75%		15-123		
2-Fluorobiphenyl	26.89	40.00	ug/L	67%		15-120		
Terphenyl-d14	31.80	40.00	ug/L	80%		15-120		

Batch QC

Type:	Lab Control Sample	Lab ID:	QC1361173	Batch:	401058
Matrix:	TCLP Leachate	Method:	EPA 625.1	Prep Method:	EPA 3510C

QC1361173 Analyte	Result	Spiked	Units	Recovery	Qual	Limits
2-Methylphenol	93.64	150.0	ug/L	62%		44-120
Pyridine	83.48	150.0	ug/L	56%		13-120
Phenol	51.34	150.0	ug/L	34%		10-85
Naphthalene	97.05	150.0	ug/L	65%		23-133
3-,4-Methylphenol	91.20	150.0	ug/L	61%		40-120
Surrogates						
2-Fluorophenol	34.15	80.00	ug/L	43%		36-95
Phenol-d6	24.29	80.00	ug/L	30%		28-82
2,4,6-Tribromophenol	60.03	80.00	ug/L	75%		61-140
Nitrobenzene-d5	50.60	80.00	ug/L	63%		48-123
2-Fluorobiphenyl	45.74	80.00	ug/L	57%		51-105
Terphenyl-d14	60.60	80.00	ug/L	76%		65-117

Type:	Sample Spike	Lab ID:	QC1361174	Batch:	401058
Matrix (Source ID):	TCLP Leachate (557714-001)	Method:	EPA 625.1	Prep Method:	EPA 3510C

QC1361174 Analyte	Result	Source Sample Result	Spiked	Units	Recovery	Qual	Limits	DF
2-Methylphenol	108.2	ND	150.0	ug/L	72%		44-153	2
Pyridine	34.15	ND	150.0	ug/L	23%		10-154	2
Phenol	65.83	ND	150.0	ug/L	44%		10-120	2
Naphthalene	104.9	ND	150.0	ug/L	70%		21-133	2
3-,4-Methylphenol	107.6	ND	150.0	ug/L	72%		20-163	2
Surrogates								
2-Fluorophenol	40.88		80.00	ug/L	51%		36-95	2
Phenol-d6	31.74		80.00	ug/L	40%		28-82	2
2,4,6-Tribromophenol	72.08		80.00	ug/L	90%		61-140	2
Nitrobenzene-d5	54.78		80.00	ug/L	68%		48-123	2
2-Fluorobiphenyl	50.28		80.00	ug/L	63%		51-105	2
Terphenyl-d14	62.84		80.00	ug/L	79%		65-117	2

Type:	Lab Control Sample	Lab ID:	QC1361215	Batch:	401058
Matrix:	Water	Method:	EPA 625.1	Prep Method:	EPA 3510C

QC1361215 Analyte	Result	Spiked	Units	Recovery	Qual	Limits
a-Terpineol	54.02	75.00	ug/L	72%		70-130

Type:	Lab Control Sample Duplicate	Lab ID:	QC1361216	Batch:	401058
Matrix:	Water	Method:	EPA 625.1	Prep Method:	EPA 3510C

QC1361216 Analyte	Result	Spiked	Units	Recovery	Qual	Limits	RPD	RPD Lim
a-Terpineol	49.22	75.00	ug/L	66%	*	70-130	9	30

Batch QC

Type: Blank	Lab ID: QC1360135	Batch: 400817
Matrix: Water		

QC1360135 Analyte	Result	Qual	Units	RL	MDL	Prepared	Analyzed
Method: EPA 8081A Prep Method: EPA 3510C							
alpha-BHC	ND		ug/L	0.05	0.01	04/15/26	04/15/26
beta-BHC	ND		ug/L	0.05	0.01	04/15/26	04/15/26
gamma-BHC	ND		ug/L	0.05	0.008	04/15/26	04/15/26
delta-BHC	ND		ug/L	0.05	0.008	04/15/26	04/15/26
Heptachlor	ND		ug/L	0.05	0.01	04/15/26	04/15/26
Aldrin	ND		ug/L	0.05	0.02	04/15/26	04/15/26
Heptachlor epoxide	ND		ug/L	0.05	0.01	04/15/26	04/15/26
Endosulfan I	ND		ug/L	0.05	0.01	04/15/26	04/15/26
Dieldrin	ND		ug/L	0.1	0.01	04/15/26	04/15/26
4,4'-DDE	ND		ug/L	0.1	0.03	04/15/26	04/15/26
Endrin	ND		ug/L	0.1	0.01	04/15/26	04/15/26
Endosulfan II	ND		ug/L	0.1	0.01	04/15/26	04/15/26
Endosulfan sulfate	ND		ug/L	0.1	0.01	04/15/26	04/15/26
4,4'-DDD	ND		ug/L	0.1	0.03	04/15/26	04/15/26
Endrin aldehyde	ND		ug/L	0.1	0.03	04/15/26	04/15/26
Endrin ketone	ND		ug/L	0.1	0.03	04/15/26	04/15/26
4,4'-DDT	ND		ug/L	0.1	0.07	04/15/26	04/15/26
Methoxychlor	ND		ug/L	0.1	0.04	04/15/26	04/15/26
Toxaphene	ND		ug/L	2.0	0.6	04/15/26	04/15/26
Chlordane (Technical)	ND		ug/L	1.0	0.2	04/15/26	04/15/26
Surrogates				**Limits**			
TCMX	74%		%REC	29-120		04/15/26	04/15/26
Decachlorobiphenyl	76%		%REC	33-132		04/15/26	04/15/26
Method: EPA 8082 Prep Method: EPA 3510C							
Aroclor-1016	ND		ug/L	0.50	0.24	04/15/26	04/15/26
Aroclor-1221	ND		ug/L	0.50	0.44	04/15/26	04/15/26
Aroclor-1232	ND		ug/L	0.50	0.24	04/15/26	04/15/26
Aroclor-1242	ND		ug/L	0.50	0.32	04/15/26	04/15/26
Aroclor-1248	ND		ug/L	0.50	0.22	04/15/26	04/15/26
Aroclor-1254	ND		ug/L	0.50	0.31	04/15/26	04/15/26
Aroclor-1260	ND		ug/L	0.50	0.29	04/15/26	04/15/26
Aroclor-1262	ND		ug/L	0.50	0.27	04/15/26	04/15/26
Aroclor-1268	ND		ug/L	0.50	0.28	04/15/26	04/15/26
Surrogates				**Limits**			
Decachlorobiphenyl (PCB)	83%		%REC	28-138		04/15/26	04/15/26

Batch QC

Type: Lab Control Sample	**Lab ID:** QC1360136	**Batch:** 400817
Matrix: Water	**Method:** EPA 8081A	**Prep Method:** EPA 3510C

QC1360136 Analyte	Result	Spiked	Units	Recovery	Qual	Limits
alpha-BHC	0.6480	0.5000	ug/L	130%	*	66-121
beta-BHC	0.6511	0.5000	ug/L	130%	*	73-120
gamma-BHC	0.6688	0.5000	ug/L	134%	*	68-125
delta-BHC	0.6591	0.5000	ug/L	132%	*	68-131
Heptachlor	0.6670	0.5000	ug/L	133%	#,*	63-120
Aldrin	0.6270	0.5000	ug/L	125%	*	56-120
Heptachlor epoxide	0.6967	0.5000	ug/L	139%	#,*	65-120
Endosulfan I	0.6450	0.5000	ug/L	129%	*	68-124
Dieldrin	0.6443	0.5000	ug/L	129%	*	66-124
4,4'-DDE	0.7158	0.5000	ug/L	143%	*	67-131
Endrin	0.6928	0.5000	ug/L	139%	#,*	68-135
Endosulfan II	0.6912	0.5000	ug/L	138%	*	71-130
Endosulfan sulfate	0.6745	0.5000	ug/L	135%	*	68-128
4,4'-DDD	0.6617	0.5000	ug/L	132%	*	65-130
Endrin aldehyde	0.6327	0.5000	ug/L	127%	#,*	67-124
Endrin ketone	0.7261	0.5000	ug/L	145%	*	69-137
4,4'-DDT	0.6985	0.5000	ug/L	140%	#,*	65-136
Methoxychlor	0.7531	0.5000	ug/L	151%	*	69-150
Surrogates						
TCMX	0.5432	0.5000	ug/L	109%		29-120
Decachlorobiphenyl	0.7469	0.5000	ug/L	149%	*	33-132

Batch QC

Type:	Lab Control Sample Duplicate	Lab ID:	QC1360137	Batch:	400817
Matrix:	Water	Method:	EPA 8081A	Prep Method:	EPA 3510C

QC1360137 Analyte	Result	Spiked	Units	Recovery	Qual	Limits	RPD	RPD Lim
alpha-BHC	0.5826	0.5000	ug/L	117%		66-121	11	20
beta-BHC	0.5805	0.5000	ug/L	116%		73-120	11	20
gamma-BHC	0.5984	0.5000	ug/L	120%		68-125	11	20
delta-BHC	0.5817	0.5000	ug/L	116%		68-131	12	20
Heptachlor	0.5914	0.5000	ug/L	118%	#	63-120	12	24
Aldrin	0.5555	0.5000	ug/L	111%		56-120	12	30
Heptachlor epoxide	0.5458	0.5000	ug/L	109%		65-120	24*	20
Endosulfan I	0.5616	0.5000	ug/L	112%		68-124	14	20
Dieldrin	0.5590	0.5000	ug/L	112%		66-124	14	22
4,4'-DDE	0.6125	0.5000	ug/L	122%		67-131	16	21
Endrin	0.5915	0.5000	ug/L	118%	#	68-135	16	20
Endosulfan II	0.5855	0.5000	ug/L	117%		71-130	17	21
Endosulfan sulfate	0.5791	0.5000	ug/L	116%		68-128	15	21
4,4'-DDD	0.5709	0.5000	ug/L	114%		65-130	15	22
Endrin aldehyde	0.5501	0.5000	ug/L	110%	#	67-124	14	20
Endrin ketone	0.6258	0.5000	ug/L	125%		69-137	15	21
4,4'-DDT	0.6001	0.5000	ug/L	120%	#	65-136	15	23
Methoxychlor	0.6403	0.5000	ug/L	128%		69-150	16	23
Surrogates								
TCMX	0.4903	0.5000	ug/L	98%		29-120		
Decachlorobiphenyl	0.6363	0.5000	ug/L	127%		33-132		

Type:	Lab Control Sample	Lab ID:	QC1360138	Batch:	400817
Matrix:	Water	Method:	EPA 8082	Prep Method:	EPA 3510C

QC1360138 Analyte	Result	Spiked	Units	Recovery	Qual	Limits
Aroclor-1016	4.143	5.000	ug/L	83%		69-120
Aroclor-1260	4.201	5.000	ug/L	84%		72-124
Surrogates						
Decachlorobiphenyl (PCB)	0.4146	0.5000	ug/L	83%		28-138

Type:	Lab Control Sample Duplicate	Lab ID:	QC1360139	Batch:	400817
Matrix:	Water	Method:	EPA 8082	Prep Method:	EPA 3510C

QC1360139 Analyte	Result	Spiked	Units	Recovery	Qual	Limits	RPD	RPD Lim
Aroclor-1016	3.632	5.000	ug/L	73%		69-120	13	22
Aroclor-1260	3.648	5.000	ug/L	73%		72-124	14	25
Surrogates								
Decachlorobiphenyl (PCB)	0.3451	0.5000	ug/L	69%		28-138		

Batch QC

Type:	**Blank**	**Lab ID:**	**QC1360105**	**Batch:**	**400811**
Matrix:	**Water**	**Method:**	**EPA 8260B**	**Prep Method:**	**EPA 5030B**

QC1360105 Analyte	Result	Qual	Units	RL	MDL	Prepared	Analyzed
Carbon Disulfide	ND		ug/L	5.0	0.3	04/14/26	04/14/26
Chloroprene	ND		ug/L	200	0.3	04/14/26	04/14/26
3-Chloropropene	ND		ug/L	5.0	0.2	04/14/26	04/14/26
Ethyl methacrylate	ND		ug/L	50	2.4	04/14/26	04/14/26
Ethanol	ND		ug/L	500	130	04/14/26	04/14/26
2-Hexanone	ND		ug/L	5.0	0.6	04/14/26	04/14/26
Isopropanol (IPA)	ND		ug/L	200	40	04/14/26	04/14/26
Methyl acrylonitrile	ND		ug/L	35	1.3	04/14/26	04/14/26
Vinyl Acetate	ND		ug/L	50	2.4	04/14/26	04/14/26
Acrolein	ND		ug/L	200	2.0	04/14/26	04/14/26
Acrylonitrile	ND		ug/L	10	0.3	04/14/26	04/14/26
Freon 12	ND		ug/L	5.0	0.2	04/14/26	04/14/26
Chloromethane	ND		ug/L	5.0	0.1	04/14/26	04/14/26
Vinyl Chloride	ND		ug/L	5.0	0.1	04/14/26	04/14/26
Bromomethane	ND		ug/L	5.0	0.3	04/14/26	04/14/26
Chloroethane	ND		ug/L	5.0	0.05	04/14/26	04/14/26
Trichlorofluoromethane	ND		ug/L	5.0	0.08	04/14/26	04/14/26
Iodomethane	ND		ug/L	5.0		04/14/26	04/14/26
Acetone	ND		ug/L	100	8.8	04/14/26	04/14/26
Freon 113	ND		ug/L	5.0	0.1	04/14/26	04/14/26
1,1-Dichloroethene	ND		ug/L	5.0	0.1	04/14/26	04/14/26
Methylene Chloride	ND		ug/L	10	0.2	04/14/26	04/14/26
MTBE	ND		ug/L	5.0	0.1	04/14/26	04/14/26
trans-1,2-Dichloroethene	ND		ug/L	5.0	0.1	04/14/26	04/14/26
1,1-Dichloroethane	ND		ug/L	5.0	0.07	04/14/26	04/14/26
2-Butanone	ND		ug/L	10	0.9	04/14/26	04/14/26
cis-1,2-Dichloroethene	ND		ug/L	5.0	0.09	04/14/26	04/14/26
2,2-Dichloropropane	ND		ug/L	5.0	0.09	04/14/26	04/14/26
Chloroform	ND		ug/L	5.0	0.07	04/14/26	04/14/26
Bromochloromethane	ND		ug/L	5.0	0.1	04/14/26	04/14/26
1,1,1-Trichloroethane	ND		ug/L	5.0	0.03	04/14/26	04/14/26
1,1-Dichloropropene	ND		ug/L	5.0	0.08	04/14/26	04/14/26
Carbon Tetrachloride	ND		ug/L	5.0	0.07	04/14/26	04/14/26
1,2-Dichloroethane	ND		ug/L	5.0	0.09	04/14/26	04/14/26
Benzene	ND		ug/L	1.0	0.07	04/14/26	04/14/26
Trichloroethene	ND		ug/L	5.0	0.05	04/14/26	04/14/26
1,2-Dichloropropane	ND		ug/L	5.0	0.07	04/14/26	04/14/26
Bromodichloromethane	ND		ug/L	5.0	0.05	04/14/26	04/14/26
Dibromomethane	ND		ug/L	5.0	0.1	04/14/26	04/14/26
4-Methyl-2-Pentanone	ND		ug/L	5.0	0.5	04/14/26	04/14/26
cis-1,3-Dichloropropene	ND		ug/L	5.0	0.08	04/14/26	04/14/26
Toluene	ND		ug/L	5.0	0.05	04/14/26	04/14/26
trans-1,3-Dichloropropene	ND		ug/L	5.0	0.03	04/14/26	04/14/26
1,1,2-Trichloroethane	ND		ug/L	5.0	0.06	04/14/26	04/14/26
1,3-Dichloropropane	ND		ug/L	5.0	0.1	04/14/26	04/14/26
Tetrachloroethene	ND		ug/L	5.0	0.09	04/14/26	04/14/26
Dibromochloromethane	ND		ug/L	5.0	0.07	04/14/26	04/14/26

Batch QC

QC1360105 Analyte	Result	Qual	Units	RL	MDL	Prepared	Analyzed
1,2-Dibromoethane	ND		ug/L	5.0	0.07	04/14/26	04/14/26
Chlorobenzene	ND		ug/L	5.0	0.05	04/14/26	04/14/26
1,1,1,2-Tetrachloroethane	ND		ug/L	5.0	0.06	04/14/26	04/14/26
Ethylbenzene	ND		ug/L	5.0	0.04	04/14/26	04/14/26
m,p-Xylenes	ND		ug/L	5.0	0.1	04/14/26	04/14/26
o-Xylene	ND		ug/L	5.0	0.06	04/14/26	04/14/26
Styrene	ND		ug/L	5.0	0.06	04/14/26	04/14/26
Bromoform	ND		ug/L	5.0	0.08	04/14/26	04/14/26
Isopropylbenzene	ND		ug/L	5.0	0.06	04/14/26	04/14/26
1,1,2,2-Tetrachloroethane	ND		ug/L	5.0	0.06	04/14/26	04/14/26
1,2,3-Trichloropropane	ND		ug/L	5.0	0.09	04/14/26	04/14/26
Propylbenzene	ND		ug/L	5.0	0.05	04/14/26	04/14/26
Bromobenzene	ND		ug/L	5.0	0.06	04/14/26	04/14/26
1,3,5-Trimethylbenzene	ND		ug/L	5.0	0.08	04/14/26	04/14/26
2-Chlorotoluene	ND		ug/L	5.0	0.07	04/14/26	04/14/26
4-Chlorotoluene	ND		ug/L	5.0	0.08	04/14/26	04/14/26
tert-Butylbenzene	ND		ug/L	5.0	0.07	04/14/26	04/14/26
1,2,4-Trimethylbenzene	ND		ug/L	5.0	0.07	04/14/26	04/14/26
sec-Butylbenzene	ND		ug/L	5.0	0.06	04/14/26	04/14/26
para-Isopropyl Toluene	ND		ug/L	5.0	0.05	04/14/26	04/14/26
1,3-Dichlorobenzene	ND		ug/L	5.0	0.06	04/14/26	04/14/26
1,4-Dichlorobenzene	ND		ug/L	5.0	0.07	04/14/26	04/14/26
n-Butylbenzene	ND		ug/L	5.0	0.08	04/14/26	04/14/26
1,2-Dichlorobenzene	ND		ug/L	5.0	0.04	04/14/26	04/14/26
1,2-Dibromo-3-Chloropropane	ND		ug/L	5.0	0.3	04/14/26	04/14/26
1,2,4-Trichlorobenzene	ND		ug/L	5.0	0.1	04/14/26	04/14/26
Hexachlorobutadiene	ND		ug/L	5.0	0.06	04/14/26	04/14/26
1,2,3-Trichlorobenzene	ND		ug/L	5.0	0.09	04/14/26	04/14/26
cis-1,4-Dichloro-2-butene	ND		ug/L	5.0	0.3	04/14/26	04/14/26
trans-1,4-Dichloro-2-butene	ND		ug/L	5.0	0.2	04/14/26	04/14/26
Xylene (total)	ND		ug/L	5.0		04/14/26	04/14/26
Surrogates				**Limits**			
Dibromofluoromethane	103%		%REC	70-130		04/14/26	04/14/26
1,2-Dichloroethane-d4	98%		%REC	70-130		04/14/26	04/14/26
Toluene-d8	99%		%REC	70-130		04/14/26	04/14/26
Bromofluorobenzene	102%		%REC	70-130		04/14/26	04/14/26

Batch QC

Type:	**Lab Control Sample**	**Lab ID:**	**QC1360108**	**Batch:**	**400811**
Matrix:	**Water**	**Method:**	**EPA 8260B**	**Prep Method:**	**EPA 5030B**

QC1360108 Analyte	Result	Spiked	Units	Recovery	Qual	Limits
1,1-Dichloroethene	44.95	50.00	ug/L	90%		69-128
MTBE	48.22	50.00	ug/L	96%		66-125
Benzene	50.63	50.00	ug/L	101%		76-121
Trichloroethene	51.70	50.00	ug/L	103%		76-124
Toluene	48.00	50.00	ug/L	96%		76-120
Chlorobenzene	48.45	50.00	ug/L	97%		78-120
Surrogates						
Dibromofluoromethane	48.37	50.00	ug/L	97%		70-130
1,2-Dichloroethane-d4	47.42	50.00	ug/L	95%		70-130
Toluene-d8	50.52	50.00	ug/L	101%		70-130
Bromofluorobenzene	50.35	50.00	ug/L	101%		70-130

Type:	**Lab Control Sample Duplicate**	**Lab ID:**	**QC1360109**	**Batch:**	**400811**
Matrix:	**Water**	**Method:**	**EPA 8260B**	**Prep Method:**	**EPA 5030B**

QC1360109 Analyte	Result	Spiked	Units	Recovery	Qual	Limits	RPD	RPD Lim
1,1-Dichloroethene	41.58	50.00	ug/L	83%		69-128	8	23
MTBE	47.28	50.00	ug/L	95%		66-125	2	22
Benzene	46.96	50.00	ug/L	94%		76-121	8	21
Trichloroethene	50.34	50.00	ug/L	101%		76-124	3	22
Toluene	47.49	50.00	ug/L	95%		76-120	1	21
Chlorobenzene	46.75	50.00	ug/L	93%		78-120	4	20
Surrogates								
Dibromofluoromethane	48.48	50.00	ug/L	97%		70-130		
1,2-Dichloroethane-d4	46.65	50.00	ug/L	93%		70-130		
Toluene-d8	50.97	50.00	ug/L	102%		70-130		
Bromofluorobenzene	51.39	50.00	ug/L	103%		70-130		

Type:	**Matrix Spike**	**Lab ID:**	**QC1360112**	**Batch:**	**400811**
Matrix (Source ID):	**Water (557174-001)**	**Method:**	**EPA 8260B**	**Prep Method:**	**EPA 5030B**

QC1360112 Analyte	Result	Source Sample Result	Spiked	Units	Recovery	Qual	Limits	DF
1,1-Dichloroethene	16.30	ND	20.00	ug/L	82%		62-131	1
MTBE	17.61	ND	20.00	ug/L	88%		61-124	1
Benzene	18.62	ND	20.00	ug/L	93%		70-123	1
Trichloroethene	19.28	ND	20.00	ug/L	96%		65-131	1
Toluene	18.03	ND	20.00	ug/L	90%		69-120	1
Chlorobenzene	18.26	ND	20.00	ug/L	91%		72-121	1
Surrogates								
Dibromofluoromethane	47.90		50.00	ug/L	96%		70-130	1
1,2-Dichloroethane-d4	46.33		50.00	ug/L	93%		70-130	1
Toluene-d8	50.32		50.00	ug/L	101%		70-130	1
Bromofluorobenzene	49.46		50.00	ug/L	99%		70-130	1

Batch QC

Type:	Matrix Spike Duplicate	Lab ID:	QC1360113	Batch:	400811
Matrix (Source ID):	Water (557174-001)	Method:	EPA 8260B	Prep Method:	EPA 5030B

QC1360113 Analyte	Result	Source Sample Result	Spiked	Units	Recovery	Qual	Limits	RPD	RPD Lim	DF
1,1-Dichloroethene	17.43	ND	20.00	ug/L	87%		62-131	7	31	1
MTBE	17.48	ND	20.00	ug/L	87%		61-124	1	30	1
Benzene	19.23	ND	20.00	ug/L	96%		70-123	3	31	1
Trichloroethene	18.49	ND	20.00	ug/L	92%		65-131	4	31	1
Toluene	17.78	ND	20.00	ug/L	89%		69-120	1	29	1
Chlorobenzene	18.05	ND	20.00	ug/L	90%		72-121	1	29	1
Surrogates										
Dibromofluoromethane	49.70		50.00	ug/L	99%		70-130			1
1,2-Dichloroethane-d4	47.83		50.00	ug/L	96%		70-130			1
Toluene-d8	49.46		50.00	ug/L	99%		70-130			1
Bromofluorobenzene	50.65		50.00	ug/L	101%		70-130			1

Type:	Blank	Lab ID:	QC1360146	Batch:	400819
Matrix:	Water	Method:	EPA 8270C-SIM	Prep Method:	EPA 3535

QC1360146 Analyte	Result	Qual	Units	RL	MDL	Prepared	Analyzed
1,4-Dioxane	ND		ug/L	1.0	0.87	04/15/26	04/15/26
Surrogates				**Limits**			
1,4-Dioxane-d8 (SUR)	95%		%REC	80-120		04/15/26	04/15/26

Type:	Lab Control Sample	Lab ID:	QC1360147	Batch:	400819
Matrix:	Water	Method:	EPA 8270C-SIM	Prep Method:	EPA 3535

QC1360147 Analyte	Result	Spiked	Units	Recovery	Qual	Limits
1,4-Dioxane	9.130	10.00	ug/L	91%		79-120
Surrogates						
1,4-Dioxane-d8 (SUR)	10.03	10.00	ug/L	100%		80-120

Type:	Matrix Spike	Lab ID:	QC1360148	Batch:	400819
Matrix (Source ID):	Water (557375-010)	Method:	EPA 8270C-SIM	Prep Method:	EPA 3535

QC1360148 Analyte	Result	Source Sample Result	Spiked	Units	Recovery	Qual	Limits	DF
1,4-Dioxane	9.493	ND	10.00	ug/L	95%		69-120	1
Surrogates								
1,4-Dioxane-d8 (SUR)	10.63		10.00	ug/L	106%		80-120	1

Batch QC

Type:	Matrix Spike Duplicate	Lab ID:	QC1360149	Batch:	400819
Matrix (Source ID):	Water (557375-010)	Method:	EPA 8270C-SIM	Prep Method:	EPA 3535

QC1360149 Analyte	Result	Source Sample Result	Spiked	Units	Recovery	Qual	Limits	RPD	RPD Lim	DF
1,4-Dioxane	12.15	ND	10.00	ug/L	121%	*	69-120	25	30	1
Surrogates										
1,4-Dioxane-d8 (SUR)	9.434		10.00	ug/L	94%		80-120			1

Type:	Blank	Lab ID:	QC1360415	Batch:	400903
Matrix:	Water	Method:	SM 4500-CN-E	Prep Method:	METHOD

QC1360415 Analyte	Result	Qual	Units	RL	MDL	Prepared	Analyzed
Cyanide	ND		mg/L	0.0050	0.0017	04/15/26	04/16/26

Type:	Lab Control Sample	Lab ID:	QC1360416	Batch:	400903
Matrix:	Water	Method:	SM 4500-CN-E	Prep Method:	METHOD

QC1360416 Analyte	Result	Spiked	Units	Recovery	Qual	Limits
Cyanide	0.09737	0.1000	mg/L	97%		85-115

Type:	Matrix Spike	Lab ID:	QC1360423	Batch:	400903
Matrix (Source ID):	Water (557564-006)	Method:	SM 4500-CN-E	Prep Method:	METHOD

QC1360423 Analyte	Result	Source Sample Result	Spiked	Units	Recovery	Qual	Limits	DF
Cyanide	0.09785	ND	0.1000	mg/L	98%		80-120	0.5

Type:	Matrix Spike Duplicate	Lab ID:	QC1360424	Batch:	400903
Matrix (Source ID):	Water (557564-006)	Method:	SM 4500-CN-E	Prep Method:	METHOD

QC1360424 Analyte	Result	Source Sample Result	Spiked	Units	Recovery	Qual	Limits	RPD	RPD Lim	DF
Cyanide	0.09557	ND	0.1000	mg/L	96%		80-120	2	20	0.5

Type:	Blank	Lab ID:	QC1360320	Batch:	400879
Matrix:	Water	Method:	SM 4500-P-B5-E		

QC1360320 Analyte	Result	Qual	Units	RL	MDL	Prepared	Analyzed
Phosphorus	ND		mg/L	0.020	0.014	04/15/26	04/15/26

Type:	Lab Control Sample	Lab ID:	QC1360321	Batch:	400879
Matrix:	Water	Method:	SM 4500-P-B5-E		

QC1360321 Analyte	Result	Spiked	Units	Recovery	Qual	Limits
Phosphorus	0.4160	0.4000	mg/L	104%		80-120

Batch QC

Type:	Matrix Spike	Lab ID:	QC1360322	Batch:	400879
Matrix (Source ID):	Water (557511-007)	Method:	SM 4500-P-B5-E		

QC1360322 Analyte	Result	Source Sample Result	Spiked	Units	Recovery	Qual	Limits	DF
Phosphorus	0.4510	ND	0.4000	mg/L	113%		75-125	1

Type:	Matrix Spike Duplicate	Lab ID:	QC1360323	Batch:	400879
Matrix (Source ID):	Water (557511-007)	Method:	SM 4500-P-B5-E		

QC1360323 Analyte	Result	Source Sample Result	Spiked	Units	Recovery	Qual	Limits	RPD	RPD Lim	DF
Phosphorus	0.4010	ND	0.4000	mg/L	100%		75-125	12	20	1

Type:	Blank	Lab ID:	QC1360358	Batch:	400888
Matrix:	Water	Method:	SM 4500-S2-D	Prep Method:	METHOD

QC1360358 Analyte	Result	Qual	Units	RL	MDL	Prepared	Analyzed
Sulfide	ND		mg/L	0.10		04/15/26	04/15/26

Type:	Lab Control Sample	Lab ID:	QC1360359	Batch:	400888
Matrix:	Water	Method:	SM 4500-S2-D	Prep Method:	METHOD

QC1360359 Analyte	Result	Spiked	Units	Recovery	Qual	Limits
Sulfide	0.9000	1.000	mg/L	90%		90-110

Type:	Matrix Spike	Lab ID:	QC1360360	Batch:	400888
Matrix (Source ID):	Water (557237-004)	Method:	SM 4500-S2-D	Prep Method:	METHOD

QC1360360 Analyte	Result	Source Sample Result	Spiked	Units	Recovery	Qual	Limits	DF
Sulfide	0.9000	ND	1.000	mg/L	90%		80-120	1

Type:	Matrix Spike Duplicate	Lab ID:	QC1360361	Batch:	400888
Matrix (Source ID):	Water (557237-004)	Method:	SM 4500-S2-D	Prep Method:	METHOD

QC1360361 Analyte	Result	Source Sample Result	Spiked	Units	Recovery	Qual	Limits	RPD	RPD Lim	DF
Sulfide	0.9000	ND	1.000	mg/L	90%		80-120	0	20	1

Type:	Blank	Lab ID:	QC1360295	Batch:	400872
Matrix:	Water	Method:	SM 5310B	Prep Method:	SM 5310B

QC1360295 Analyte	Result	Qual	Units	RL	MDL	Prepared	Analyzed
Total Organic Carbon	ND		mg/L	1.0	0.49	04/15/26	04/15/26

Batch QC

Type:	Lab Control Sample	Lab ID:	QC1360296	Batch:	400872
Matrix:	Water	Method:	SM 5310B	Prep Method:	SM 5310B

QC1360296 Analyte	Result	Spiked	Units	Recovery	Qual	Limits
Total Organic Carbon	23.47	25.00	mg/L	94%		85-115

Type:	Matrix Spike	Lab ID:	QC1360297	Batch:	400872
Matrix (Source ID):	Water (557592-001)	Method:	SM 5310B	Prep Method:	SM 5310B

QC1360297 Analyte	Result	Source Sample Result	Spiked	Units	Recovery	Qual	Limits	DF
Total Organic Carbon	43,570	29170	12500	mg/L	115%		75-125	500

Type:	Matrix Spike Duplicate	Lab ID:	QC1360298	Batch:	400872
Matrix (Source ID):	Water (557592-001)	Method:	SM 5310B	Prep Method:	SM 5310B

QC1360298 Analyte	Result	Source Sample Result	Spiked	Units	Recovery	Qual	Limits	RPD	RPD Lim	DF
Total Organic Carbon	43,580	29170	12500	mg/L	115%		75-125	0	25	500

Type:	Sample Duplicate	Lab ID:	QC1360041	Batch:	400785
Matrix (Source ID):	Drinking Water (557524-001)	Method:	SM2130B		

QC1360041 Analyte	Result	Source Sample Result	Units	Qual	RPD	RPD Lim	DF
Turbidity	ND	ND	NTU			20	1

Type:	Sample Duplicate	Lab ID:	QC1360042	Batch:	400785
Matrix (Source ID):	Drinking Water (557524-002)	Method:	SM2130B		

QC1360042 Analyte	Result	Source Sample Result	Units	Qual	RPD	RPD Lim	DF
Turbidity	ND	ND	NTU			20	1

Type:	Blank	Lab ID:	QC1360273	Batch:	400866
Matrix:	Water	Method:	SM2320B	Prep Method:	METHOD

QC1360273 Analyte	Result	Qual	Units	RL	MDL	Prepared	Analyzed
Bicarbonate	ND		mg/L	2.0		04/15/26	04/15/26
Alkalinity, Total as CaCO3	ND		mg/L	2.0		04/15/26	04/15/26

Type:	Lab Control Sample	Lab ID:	QC1360274	Batch:	400866
Matrix:	Water	Method:	SM2320B	Prep Method:	METHOD

QC1360274 Analyte	Result	Spiked	Units	Recovery	Qual	Limits
Alkalinity, Total as CaCO3	100.1	100.0	mg/L	100%		90-110

Batch QC

Type:	Sample Duplicate	Lab ID:	QC1360275	Batch:	400866
Matrix (Source ID):	Drinking Water (557543-001)	Method:	SM2320B	Prep Method:	METHOD

QC1360275 Analyte	Result	Source Sample Result	Units	Qual	RPD	RPD Lim	DF
Bicarbonate	107.6	99.08	mg/L		8	20	1
Alkalinity, Total as CaCO3	88.19	81.21	mg/L		8	20	1

Type:	Sample Duplicate	Lab ID:	QC1360348	Batch:	400885
Matrix (Source ID):	Water (557594-001)	Method:	SM2510B	Prep Method:	METHOD

QC1360348 Analyte	Result	Source Sample Result	Units	Qual	RPD	RPD Lim	DF
Specific Conductance	930.5	925.0	umhos/cm		1	20	1

Type:	Blank	Lab ID:	QC1360337	Batch:	400840
Matrix:	Water	Method:	SM2540C	Prep Method:	METHOD

QC1360337 Analyte	Result	Qual	Units	RL	MDL	Prepared	Analyzed
Total Dissolved Solids	ND		mg/L	10		04/15/26	04/16/26

Type:	Lab Control Sample	Lab ID:	QC1360338	Batch:	400840
Matrix:	Water	Method:	SM2540C	Prep Method:	METHOD

QC1360338 Analyte	Result	Spiked	Units	Recovery	Qual	Limits
Total Dissolved Solids	1,027	1000	mg/L	103%		90-110

Type:	Sample Duplicate	Lab ID:	QC1360339	Batch:	400840
Matrix (Source ID):	Water (557285-002)	Method:	SM2540C	Prep Method:	METHOD

QC1360339 Analyte	Result	Source Sample Result	Units	Qual	RPD	RPD Lim	DF
Total Dissolved Solids	616.0	632.0	mg/L		3	5	2

Type:	Sample Duplicate	Lab ID:	QC1360340	Batch:	400840
Matrix (Source ID):	Water (557472-007)	Method:	SM2540C	Prep Method:	METHOD

QC1360340 Analyte	Result	Source Sample Result	Units	Qual	RPD	RPD Lim	DF
Total Dissolved Solids	2,534	2596	mg/L		2	5	2

Type:	Blank	Lab ID:	QC1360231	Batch:	400839
Matrix:	Water	Method:	SM2540D	Prep Method:	METHOD

QC1360231 Analyte	Result	Qual	Units	RL	MDL	Prepared	Analyzed
Total Suspended Solids	ND		mg/L	0.5		04/15/26	04/16/26

Batch QC

Type:	Lab Control Sample	Lab ID:	QC1360232	Batch:	400839
Matrix:	Water	Method:	SM2540D	Prep Method:	METHOD

QC1360232 Analyte	Result	Spiked	Units	Recovery	Qual	Limits
Total Suspended Solids	99.55	100.0	mg/L	100%		90-110

Type:	Lab Control Sample Duplicate	Lab ID:	QC1360233	Batch:	400839
Matrix:	Water	Method:	SM2540D	Prep Method:	METHOD

QC1360233 Analyte	Result	Spiked	Units	Recovery	Qual	Limits	RPD	RPD Lim
Total Suspended Solids	99.40	100.0	mg/L	99%		90-110	0	5

Type:	Sample Duplicate	Lab ID:	QC1360234	Batch:	400839
Matrix (Source ID):	Water (556888-005)	Method:	SM2540D	Prep Method:	METHOD

QC1360234 Analyte	Result	Source Sample Result	Units	Qual	RPD	RPD Lim	DF
Total Suspended Solids	362.5	354.2	mg/L		2	5	1

Type:	Sample Duplicate	Lab ID:	QC1360236	Batch:	400839
Matrix (Source ID):	Water (557594-001)	Method:	SM2540D	Prep Method:	METHOD

QC1360236 Analyte	Result	Source Sample Result	Units	Qual	RPD	RPD Lim	DF
Total Suspended Solids	1,141	1166	mg/L		2	5	1

Type:	Blank	Lab ID:	QC1360324	Batch:	400878
Matrix:	Water	Method:	SM5210B	Prep Method:	METHOD

QC1360324 Analyte	Result	Qual	Units	RL	MDL	Prepared	Analyzed
Biochemical Oxygen Demand	ND		mg/L	3.0		04/15/26 12:18	04/20/26 15:01

Type:	Lab Control Sample	Lab ID:	QC1360325	Batch:	400878
Matrix:	Water	Method:	SM5210B	Prep Method:	METHOD

QC1360325 Analyte	Result	Spiked	Units	Recovery	Qual	Limits
Biochemical Oxygen Demand	189.9	198.0	mg/L	96%		84.6-115.4

Type:	Sample Duplicate	Lab ID:	QC1360326	Batch:	400878
Matrix (Source ID):	Water (557448-002)	Method:	SM5210B	Prep Method:	METHOD

QC1360326 Analyte	Result	Source Sample Result	Units	Qual	RPD	RPD Lim	DF
Biochemical Oxygen Demand	3,084	2954	mg/L		4	30	1

Batch QC

Type: Blank	**Lab ID:** QC1360301	**Batch:** 400873
Matrix: Water	**Method:** SM5220D	**Prep Method:** SM 5220D

QC1360301 Analyte	Result	Qual	Units	RL	MDL	Prepared	Analyzed
Chemical Oxygen Demand	ND		mg/L	4.0	2.6	04/15/26	04/15/26

Type: Lab Control Sample	**Lab ID:** QC1360302	**Batch:** 400873
Matrix: Water	**Method:** SM5220D	**Prep Method:** SM 5220D

QC1360302 Analyte	Result	Spiked	Units	Recovery	Qual	Limits
Chemical Oxygen Demand	95.00	100.0	mg/L	95%		90-110

Type: Matrix Spike	**Lab ID:** QC1360303	**Batch:** 400873
Matrix (Source ID): Water (557594-001)	**Method:** SM5220D	**Prep Method:** SM 5220D

QC1360303 Analyte	Result	Source Sample Result	Spiked	Units	Recovery	Qual	Limits	DF
Chemical Oxygen Demand	158.0	54.00	100.0	mg/L	104%		75-125	2

Type: Matrix Spike Duplicate	**Lab ID:** QC1360304	**Batch:** 400873
Matrix (Source ID): Water (557594-001)	**Method:** SM5220D	**Prep Method:** SM 5220D

QC1360304 Analyte	Result	Source Sample Result	Spiked	Units	Recovery	Qual	Limits	RPD	RPD Lim	DF
Chemical Oxygen Demand	162.0	54.00	100.0	mg/L	108%		75-125	3	20	2

#	CCV drift outside limits; average CCV drift within limits per method requirements
*	Value is outside QC limits
E	Response exceeds instrument's linear range
ND	Not Detected
NM	Not Meaningful

Laboratory Job Number 557594

Subcontracted Products

Pace Laboratories

Date of Report: 04/28/2026

David Tripp

Enthalpy Analytical - Orange
931 West Barkley Avenue
Orange, CA 92868

Client Project:	EO-557594
Pace Project:	Chiquita Canyon Landfill Stormwater
Pace Work Order:	2605534
Invoice ID:	B534700

Enclosed are the results of analyses for samples received by the laboratory on 4/16/2026. If you have any questions concerning this report, please feel free to contact me.

Sincerely,

Shaniah Underwood

Contact Person: Shaniah Underwood
Client Service Rep.

Steven Bennett

Steven Bennett
Operations Manager

Table of Contents

Sample Information

Chain of Custody and Cooler Receipt form 3

Laboratory / Client Sample Cross Reference 5

Sample Results

2605534-01 - SOUTH BASIN - EASTERN INLET

Organo-Phosphorus Pesticide Analysis (EPA Method 8141A) 6

Quality Control Reports

Organo-Phosphorus Pesticide Analysis (EPA Method 8141A)

Method Blank Analysis 7

Laboratory Control Sample 8

Notes

Notes and Definitions 9

ENTHALPY ANALYTICAL

2605534

931 West Barkley Ave
Orange, CA 92868
(714) 771-6900

2605534

Subcontract Laboratory:
Pace Laboratories
4100 Atlas Court
Bakersfield, CA 93308
ATTN: Ragen Schallock
PO #: Required, to be sent via email

Enthalpy Order: EO-557594
PM: David Tripp
Email: david.tripp@enthalpy.com
CC: incomingreports@enthalpy.com
Phone: 657-581-4710

Results Due: 04/24/26
Report Level: II
Report To: MDL
EDDs: ELM_TransferOut (Standard Excel Transfer EDD, 3 tabs)

Notes:
CHIQUITA Stormwater - No dilutions please unless absolutely necessary due to matrix or other technically valid reason, requiring clear, technical explanation for client's regulator in your Case Narrative. Hold Time RUSH only if necessary to meet the hold times.

Sample ID	Collected	Lab ID	# Cont.	Matrix	Analysis Requested	Comment
SOUTH BASIN - EASTERN INLET	14-APR-2026 15:40	557594-001	1	Water	Organophosphorus Pesticides	-\

Notes:	Relinquished By:	Received By:
	[signature]	[signature]
	Date: 4-15-26 15:02	Date: 04/16/26 1040
	Date:	Date:
	Date:	Date:

CHK BY [JW] DISTRIBUTION SUB OUT

The results in this report apply to the samples analyzed in accordance with the chain of custody document. This analytical report must be reproduced in its entirety.
All results listed in this report are for the exclusive use of the submitting party. Pace Analytical assumes no responsibility for report alteration, separation, detachment or third party interpretation.

Chain of Custody and Cooler Receipt Form for 2605534 Page 2 of 2

PACE ANALYTICAL — COOLER RECEIPT FORM — Page 1 Of 1

Submission #: 2605534

SHIPPING INFORMATION
Fed Ex ☑ UPS ☐ GSO / GLS ☐ Hand Delivery ☐
Pace Lab Field Service ☐ Other ☐ (Specify)_____

SHIPPING CONTAINER
Ice Chest ☑ None ☐ Box ☐
Other ☐ (Specify)_____

FREE LIQUID
YES ☑ NO ☐
W / S

Refrigerant: Ice ☑ Blue Ice ☐ None ☐ Other ☐ Comments:

Custody Seals: Ice Chest ☐ Intact? Yes ☐ No ☐ | Containers ☐ Intact? Yes ☐ No ☐ | None ☑ Comments:

All samples received? Yes ☑ No ☐ All samples containers intact? Yes ☐ No ☐ Description(s) match COC? Yes ☐ No ☐

COC Received ☑ YES ☐ NO

Emissivity: 0.97 Container: N/A Thermometer ID: 367

Temperature: (A) 3.4 °C / (C) 3.2 °C

Date/Time 04/16/26 1040

Analyst Init FEL

SAMPLE CONTAINERS	SAMPLE NUMBERS 1	2	3	4	5	6	7	8	9	10
QT PE UNPRES										
4oz / 8oz / 16oz PE UNPRES										
2oz Cr^{+6}										
QT INORGANIC CHEMICAL METALS										
INORGANIC CHEMICAL METALS 4oz / 8oz / 16oz										
PT CYANIDE										
PT NITROGEN FORMS										
PT TOTAL SULFIDE										
2oz. NITRATE / NITRITE										
PT TOTAL ORGANIC CARBON										
PT CHEMICAL OXYGEN DEMAND										
PtA PHENOLICS										
40ml VOA VIAL TRAVEL BLANK										
40ml VOA VIAL										
QT EPA 1664B										
PT ODOR										
RADIOLOGICAL										
BACTERIOLOGICAL										
40 ml VOA VIAL- 504										
QT EPA 508/608.3/8081A										
QT EPA 515.1/8151A										
QT EPA 525.2										
QT EPA 525.2 TRAVEL BLANK										
40ml EPA 547										
40ml EPA 531.1										
8oz EPA 548.1										
QT EPA 549.2										
QT EPA 8015M										
QT EPA 8270C										
8oz / 16oz / 32oz AMBER	A									
8oz / 16oz / 32oz JAR										
SOIL SLEEVE										
PCB VIAL										
PLASTIC BAG										
TEDLAR BAG										
FERROUS IRON										
ENCORE										
SMART KIT										
SUMMA CANISTER										

CHK BY DISTRIBUTION SUB OUT

Comments:
Sample Numbering Completed By: RC Date/Time: 04/16/26 1201
A = Actual / C = Corrected

Rev 23 05/20/22
[S:\WPDocs\WordPerfect\1 Ad_FORMS\SAMREC rev 20]

Pace Analytical
ENVIRONMENTAL SCIENCES

Enthalpy Analytical - Orange
931 West Barkley Avenue
Orange, CA 92868

Reported: 04/28/2026 16:39
Project: Chiquita Canyon Landfill Stormwater
Project Number: EO-557594
Project Manager: David Tripp

Laboratory / Client Sample Cross Reference

Laboratory	Client Sample Information			
2605534-01	**COC Number:**	—	**Receive Date:**	04/16/2026 10:40
	Project Number:	—	**Sampling Date:**	04/14/2026 15:40
	Sampling Location:	—	**Sample Depth:**	—
	Sampling Point:	SOUTH BASIN - EASTERN INLET	**Lab Matrix:**	Water
	Sampled By:	client	**Sample Type:**	Water

The results in this report apply to the samples analyzed in accordance with the chain of custody document. This analytical report must be reproduced in its entirety.
All results listed in this report are for the exclusive use of the submitting party. Pace Analytical assumes no responsibility for report alteration, separation, detachment or third party interpretation.

Pace Analytical
ENVIRONMENTAL SCIENCES

Enthalpy Analytical - Orange
931 West Barkley Avenue
Orange, CA 92868

Reported: 04/28/2026 16:39
Project: Chiquita Canyon Landfill Stormwater
Project Number: EO-557594
Project Manager: David Tripp

Organo-Phosphorus Pesticide Analysis (EPA Method 8141A)

Pace Sample ID: 2605534-01 | **Client Sample Name:** SOUTH BASIN - EASTERN INLET, 4/14/2026 3:40:00PM, client

Constituent	Result	Units	PQL	MDL	Method	MB Bias	Lab Quals	DCN
Azinphos methyl	ND	ug/L	0.50	0.12	EPA-8141A	ND		1
Bolstar	ND	ug/L	0.20	0.050	EPA-8141A	ND		1
Chlorpyrifos	ND	ug/L	0.20	0.050	EPA-8141A	ND		1
Coumaphos	ND	ug/L	0.50	0.11	EPA-8141A	ND		1
Demeton O/S	ND	ug/L	0.20	0.056	EPA-8141A	ND		1
Diazinon	ND	ug/L	0.20	0.050	EPA-8141A	ND		1
Dichlorvos	ND	ug/L	0.20	0.050	EPA-8141A	ND		1
Disulfoton	ND	ug/L	0.20	0.050	EPA-8141A	ND		1
Ethoprop	ND	ug/L	0.20	0.052	EPA-8141A	ND		1
Fensulfothion	ND	ug/L	0.20	0.051	EPA-8141A	ND		1
Fenthion	ND	ug/L	0.20	0.050	EPA-8141A	ND		1
Merphos	ND	ug/L	0.20	0.050	EPA-8141A	ND		1
Methyl parathion	ND	ug/L	0.20	0.050	EPA-8141A	ND		1
Mevinphos	ND	ug/L	0.20	0.050	EPA-8141A	ND		1
Naled	ND	ug/L	0.50	0.17	EPA-8141A	ND		1
Phorate	ND	ug/L	0.20	0.066	EPA-8141A	ND		1
Ronnel (Fenchlorphos)	ND	ug/L	0.20	0.050	EPA-8141A	ND		1
Stirophos (Tetrachlorvinphos)	ND	ug/L	0.20	0.082	EPA-8141A	ND		1
Tokuthion (Prothiofos)	ND	ug/L	0.20	0.050	EPA-8141A	ND		1
Trichloronate	ND	ug/L	0.20	0.050	EPA-8141A	ND		1
Triphenylphosphate (Surrogate)	1.4	%	50 - 130 (LCL - UCL)		EPA-8141A		S09	1

DCN	Method	Prep Date	Run Date/Time	Analyst	Instrument	Dilution	QC Batch ID	Prep Method
1	EPA-8141A	04/20/26 14:07	04/22/26 20:43	IJC	GC-18	0.926	B230783	EPA 3510C

DCN = Data Continuation Number

The results in this report apply to the samples analyzed in accordance with the chain of custody document. This analytical report must be reproduced in its entirety.
All results listed in this report are for the exclusive use of the submitting party. Pace Analytical assumes no responsibility for report alteration, separation, detachment or third party interpretation.

Pace Analytical
ENVIRONMENTAL SCIENCES

Enthalpy Analytical - Orange
931 West Barkley Avenue
Orange, CA 92868

Reported: 04/28/2026 16:39
Project: Chiquita Canyon Landfill Stormwater
Project Number: EO-557594
Project Manager: David Tripp

Organo-Phosphorus Pesticide Analysis (EPA Method 8141A)

Quality Control Report - Method Blank Analysis

Constituent	QC Sample ID	MB Result	Units	PQL	MDL	Lab Quals	Run #
QC Batch ID: B230783							
Azinphos methyl	B230783-BLK1	ND	ug/L	0.50	0.12		1
Bolstar	B230783-BLK1	ND	ug/L	0.20	0.050		1
Chlorpyrifos	B230783-BLK1	ND	ug/L	0.20	0.050		1
Coumaphos	B230783-BLK1	ND	ug/L	0.50	0.11		1
Demeton O/S	B230783-BLK1	ND	ug/L	0.20	0.056		1
Diazinon	B230783-BLK1	ND	ug/L	0.20	0.050		1
Dichlorvos	B230783-BLK1	ND	ug/L	0.20	0.050		1
Disulfoton	B230783-BLK1	ND	ug/L	0.20	0.050		1
Ethoprop	B230783-BLK1	ND	ug/L	0.20	0.052		1
Fensulfothion	B230783-BLK1	ND	ug/L	0.20	0.051		1
Fenthion	B230783-BLK1	ND	ug/L	0.20	0.050		1
Merphos	B230783-BLK1	ND	ug/L	0.20	0.050		1
Methyl parathion	B230783-BLK1	ND	ug/L	0.20	0.050		1
Mevinphos	B230783-BLK1	ND	ug/L	0.20	0.050		1
Naled	B230783-BLK1	ND	ug/L	0.50	0.17		1
Phorate	B230783-BLK1	ND	ug/L	0.20	0.066		1
Ronnel (Fenchlorphos)	B230783-BLK1	ND	ug/L	0.20	0.050		1
Stirophos (Tetrachlorvinphos)	B230783-BLK1	ND	ug/L	0.20	0.082		1
Tokuthion (Prothiofos)	B230783-BLK1	ND	ug/L	0.20	0.050		1
Trichloronate	B230783-BLK1	ND	ug/L	0.20	0.050		1
Triphenylphosphate (Surrogate)	**B230783-BLK1**	**54.6**	%	**50 - 130 (LCL - UCL)**			1

Run #	QC Sample ID	QC Type	Method	Prep Date	Run Date Time	Analyst	Instrument	Dilution
1	B230783-BLK1	PB	EPA-8141A	04/20/26	04/22/26 19:13	IJC	GC-18	1

The results in this report apply to the samples analyzed in accordance with the chain of custody document. This analytical report must be reproduced in its entirety.
All results listed in this report are for the exclusive use of the submitting party. Pace Analytical assumes no responsibility for report alteration, separation, detachment or third party interpretation.

Pace Analytical
ENVIRONMENTAL SCIENCES

Enthalpy Analytical - Orange
931 West Barkley Avenue
Orange, CA 92868

Reported: 04/28/2026 16:39
Project: Chiquita Canyon Landfill Stormwater
Project Number: EO-557594
Project Manager: David Tripp

Organo-Phosphorus Pesticide Analysis (EPA Method 8141A)

Quality Control Report - Laboratory Control Sample

Constituent	QC Sample ID	Type	Result	Spike Level	Units	Percent Recovery	RPD	Control Limits Percent Recovery	Control Limits RPD	Lab Quals	Run #
QC Batch ID: B230783											
Bolstar	B230783-BS1	LCS	1.3050	2.0000	ug/L	65.2		50 - 130			1
	B230783-BSD1	LCSD	1.3250	2.0000	ug/L	66.2	1.5	50 - 130	30		2
Chlorpyrifos	B230783-BS1	LCS	1.3350	2.0000	ug/L	66.8		60 - 120			1
	B230783-BSD1	LCSD	1.6100	2.0000	ug/L	80.5	18.7	60 - 120	30		2
Diazinon	B230783-BS1	LCS	1.2600	2.0000	ug/L	63.0		60 - 130			1
	B230783-BSD1	LCSD	1.5700	2.0000	ug/L	78.5	21.9	60 - 130	30		2
Methyl parathion	B230783-BS1	LCS	1.3850	2.0000	ug/L	69.2		60 - 120			1
	B230783-BSD1	LCSD	1.6100	2.0000	ug/L	80.5	15.0	60 - 120	30		2
Mevinphos	B230783-BS1	LCS	1.2800	2.0000	ug/L	64.0		50 - 120			1
	B230783-BSD1	LCSD	1.2750	2.0000	ug/L	63.8	0.4	50 - 120	30		2
Ronnel (Fenchlorphos)	B230783-BS1	LCS	1.4450	2.0000	ug/L	72.2		50 - 120			1
	B230783-BSD1	LCSD	1.6550	2.0000	ug/L	82.8	13.5	50 - 120	30		2
Stirophos (Tetrachlorvinphos)	B230783-BS1	LCS	1.3850	2.0000	ug/L	69.2		50 - 120			1
	B230783-BSD1	LCSD	1.6500	2.0000	ug/L	82.5	17.5	50 - 120	30		2
Triphenylphosphate (Surrogate)	B230783-BS1	LCS	1.8050	2.5000	ug/L	72.2		50 - 130			1
	B230783-BSD1	LCSD	2.1600	2.5000	ug/L	86.4	17.9	50 - 130			2

Run #	QC Sample ID	QC Type	Method	Prep Date	Run Date Time	Analyst	Instrument	Dilution
1	B230783-BS1	LCS	EPA-8141A	04/20/26	04/22/26 19:43	IJC	GC-18	1
2	B230783-BSD1	LCSD	EPA-8141A	04/20/26	04/22/26 20:13	IJC	GC-18	1

The results in this report apply to the samples analyzed in accordance with the chain of custody document. This analytical report must be reproduced in its entirety.
All results listed in this report are for the exclusive use of the submitting party. Pace Analytical assumes no responsibility for report alteration, separation, detachment or third party interpretation.

Pace Analytical
ENVIRONMENTAL SCIENCES

Enthalpy Analytical - Orange	**Reported:** 04/28/2026 16:39
931 West Barkley Avenue	Project: Chiquita Canyon Landfill Stormwater
Orange, CA 92868	Project Number: EO-557594
	Project Manager: David Tripp

Notes And Definitions

MDL	Method Detection Limit
ND	Analyte Not Detected
PQL	Practical Quantitation Limit
S09	The surrogate recovery for this compound was not within the control limits.

Laboratory Job Number 557594

Subcontracted Products

McCampbell Analytical, Inc.

McCampbell Analytical, Inc.

"When Quality Counts"

Analytical Report

WorkOrder: 2604B93

Report Created for: Enthalpy Analytical

931 West Barkley Avenue
Orange, CA 92868

Project Contact: David Tripp
Project P.O.: 096843
Project: EO-557594

Project Location:
Project Received: 04/16/2026

Analytical Report reviewed & approved for release on 04/23/2026 by:

Yen Cao

Yen Cao
Project Manager

The report shall not be reproduced except in full, without the written approval of the laboratory. The analytical results relate only to the items tested. Results reported conform to the most current regulatory standards, where applicable, unless otherwise stated.

1534 Willow Pass Rd. Pittsburg, CA 94565 ♦ TEL: (877) 252-9262 ♦ FAX: (925) 252-9269 ♦ www.mccampbell.com
CA ELAP 1644 ♦ ORELAP (NELAP) 4033 ♦ AIHA-LAP ID#232255 ♦ DoD-ELAP Cert # L22-757

McCampbell Analytical, Inc.
"When Quality Counts"

1534 Willow Pass Road, Pittsburg, CA 94565-1701
Toll Free Telephone: (877) 252-9262 / Fax: (925) 252-9269
http://www.mccampbell.com / E-mail: main@mccampbell.com

Glossary of Terms & Qualifier Definitions

Client: Enthalpy Analytical **WorkOrder:** 2604B93

Project: EO-557594

Glossary Abbreviation

%D	Serial Dilution Percent Difference
95% Interval	95% Confident Interval
CCV	Continuing Calibration Verification.
CCV REC (%)	The % recovery of Continuing Calibration Verification
DF	Dilution Factor
DI WET	(DISTLC) Waste Extraction Test using DI water
DISS	Dissolved (sample filtered using a 0.45 µm filter size)
DLT	Dilution Test (Serial Dilution)
DUP	Duplicate
EDL	Estimated Detection Limit
ITEF	International Toxicity Equivalence Factor
LCS	Laboratory Control Sample
LCS2	Second LCS for the batch. Spike level is lower than that for the first LCS; applicable to method 1633.
LQL	Lowest Quantitation Level
MB	Method Blank
MB IS/SS % Rec	% Recovery of Internal Standard or Surrogate in Method Blank, if applicable
MB SS % Rec	% Recovery of Surrogate in Method Blank, if applicable
MDL	Method Detection Limit [1]
ML	Minimum Level of Quantitation
MS	Matrix Spike
MSD	Matrix Spike Duplicate
NA	Not Applicable
ND	Not detected at or above the indicated MDL (if present) or RL.
NR	Data Not Reported due to matrix interference or insufficient sample amount.
PDS	Post Digestion Spike
PF	Prep Factor
RD	Relative Difference
RL	Reporting Limit [2]
RPD	Relative Percent Difference
RRT	Relative Retention Time
RSD	Relative Standard Deviation
SPK Val	Spike Value
SPKRef Val	Spike Reference Value
SPLP	Synthetic Precipitation Leachate Procedure

[1] MDL is the minimum measured concentration of a substance that can be reported with 99% confidence that the measured concentration is distinguishable from method blank results. Definition and Procedure for the Determination of the Method Detection Limit, Revision 2, 40CFR, Part 136, Appendix B, EPA 821-R-16-006, December 2016. Values are based upon our default extraction volume/amount and are subject to change.

[2] RL is the lowest level that can be reliably determined within specified limits of precision and accuracy during routine laboratory operating conditions. (The RL cannot be lower than the lowest calibration standard used in the initial calibration of the instrument and must be greater than the MDL.) Values are based upon our default extraction volume/amount and are subject to change.

McCampbell Analytical, Inc.
"When Quality Counts"

1534 Willow Pass Road, Pittsburg, CA 94565-1701
Toll Free Telephone: (877) 252-9262 / Fax: (925) 252-9269
http://www.mccampbell.com / E-mail: main@mccampbell.com

Glossary of Terms & Qualifier Definitions

Client: Enthalpy Analytical **WorkOrder:** 2604B93

Project: EO-557594

TCLP	Toxicity Characteristic Leachate Procedure
TEQ	Toxicity Equivalents
TNTC	"Too Numerous to Count;" greater than 250 colonies observed on the plate.
TPH-Diesel	Sample results for semi-volatile TPH (diesel, kerosene, oil, etc) were calculated using a background subtraction procedure to correct for instrument baseline rise (column bleed) as described in Sec 7.7.2.2 of EPA 8015 B, C.
TZA	TimeZone Net Adjustment for sample collected outside of MAI's Coordinated Universal Time (UTC). (Adjustment for Daylight Saving is not accounted.)
WET (STLC)	Waste Extraction Test (Soluble Threshold Limit Concentration)

Analytical Qualifiers

a3	Sample diluted due to high organic content interfering with quantitative/or qualitative analysis.
a4	Reporting limits raised due to the sample's matrix prohibiting a full volume extraction.

McCampbell Analytical, Inc.
"When Quality Counts"

1534 Willow Pass Road, Pittsburg, CA 94565-1701
Toll Free Telephone: (877) 252-9262 / Fax: (925) 252-9269
http://www.mccampbell.com / E-mail: main@mccampbell.com

Analytical Report

Client:	Enthalpy Analytical	**WorkOrder:**	2604B93
Date Received:	04/16/2026 9:05	**Extraction Method:**	E8151A
Date Prepared:	04/17/2026	**Analytical Method:**	E8151A
Project:	EO-557594	**Unit:**	µg/L

Chlorinated Herbicides by GC-ECD

Client ID	Lab ID	Matrix	Date Collected	Instrument FileID	Batch ID
SOUTH BASIN- EASTERN INLET	2604B93-001A	Water	04/14/2026 15:40	GC15A 04202616.D	339919

Analytes	Result	MDL	RL	DF	Date Analyzed
Acifluorfen	ND	53	100	10	04/20/2026 14:55
Bentazon	ND	32	100	10	04/20/2026 14:55
Chloramben	ND	64	100	10	04/20/2026 14:55
2,4-D (Dichlorophenoxyacetic acid)	ND	7.9	20	10	04/20/2026 14:55
2,4-DB	ND	42	100	10	04/20/2026 14:55
Dalapon	ND	77	100	10	04/20/2026 14:55
DCPA (mono & diacid)	ND	50	100	10	04/20/2026 14:55
Dicamba	ND	7.4	20	10	04/20/2026 14:55
3,5-Dichlorobenzoic Acid	ND	24	100	10	04/20/2026 14:55
Dichloroprop	ND	35	100	10	04/20/2026 14:55
Dinoseb (DNBP)	ND	30	100	10	04/20/2026 14:55
MCPA	ND	130	200	10	04/20/2026 14:55
MCPP	ND	120	200	10	04/20/2026 14:55
4-Nitrophenol	ND	77	100	10	04/20/2026 14:55
Pentachlorophenol (PCP)	ND	5.5	20	10	04/20/2026 14:55
Picloram	ND	38	100	10	04/20/2026 14:55
2,4,5-T (Trichlorophenoxy acetic acid)	ND	10	20	10	04/20/2026 14:55
2,4,5-TP (Silvex)	ND	16	50	10	04/20/2026 14:55

Surrogates	REC (%)	Limits	DF	
DCAA	79	60-140	10	04/20/2026 14:55

Analyst(s): DP

Analytical Comments: a3,a4

McCampbell Analytical, Inc.
"When Quality Counts"

1534 Willow Pass Road, Pittsburg, CA 94565-1701
Toll Free Telephone: (877) 252-9262 / Fax: (925) 252-9269
http://www.mccampbell.com / E-mail: main@mccampbell.com

Analytical Report

Client:	Enthalpy Analytical	**WorkOrder:**	2604B93
Date Received:	04/16/2026 9:05	**Extraction Method:**	RSK175
Date Prepared:	04/17/2026	**Analytical Method:**	RSK175
Project:	EO-557594	**Unit:**	µg/L

Dissolved Carbon Dioxide by RSK 175

Client ID	Lab ID	Matrix	Date Collected	Instrument FileID	Batch ID
SOUTH BASIN- EASTERN INLET	2604B93-001B	Water	04/14/2026 15:40	GC26 0417261108.D	340000

Analytes	Result	MDL	RL	DF	Date Analyzed
Carbon Dioxide	**460**	50	50	1	04/17/2026 15:16

Analyst(s): CLO

McCampbell Analytical, Inc.
"When Quality Counts"
1534 Willow Pass Road, Pittsburg, CA 94565-1701
Toll Free Telephone: (877) 252-9262 / Fax: (925) 252-9269
http://www.mccampbell.com / E-mail: main@mccampbell.com

Quality Control Report

Client:	Enthalpy Analytical	**WorkOrder:**	2604B93
Date Prepared:	04/17/2026	**BatchID:**	339919
Date Analyzed:	04/17/2026	**Extraction Method:**	E8151A
Instrument:	GC15A	**Analytical Method:**	E8151A
Matrix:	Water	**Unit:**	µg/L
Project:	EO-557594	**Sample ID:**	MB/LCS/LCSD-339919

QC Summary Report for E8151A

Analyte	MB Result	MDL	RL	SPK Val	MB IS/SS %REC	MB IS/SS Limits
Acifluorfen	ND	0.53	1.0	-	-	-
Bentazon	ND	0.32	1.0	-	-	-
Chloramben	ND	0.64	1.0	-	-	-
2,4-D (Dichlorophenoxyacetic acid)	ND	0.079	0.20	-	-	-
2,4-DB	ND	0.42	1.0	-	-	-
Dalapon	ND	0.77	1.0	-	-	-
DCPA (mono & diacid)	ND	0.50	1.0	-	-	-
Dicamba	ND	0.074	0.20	-	-	-
3,5-Dichlorobenzoic Acid	ND	0.24	1.0	-	-	-
Dichloroprop	ND	0.35	1.0	-	-	-
Dinoseb (DNBP)	ND	0.30	1.0	-	-	-
MCPA	ND	1.3	2.0	-	-	-
MCPP	ND	1.2	2.0	-	-	-
4-Nitrophenol	ND	0.77	1.0	-	-	-
Pentachlorophenol (PCP)	ND	0.055	0.20	-	-	-
Picloram	ND	0.38	1.0	-	-	-
2,4,5-T (Trichlorophenoxy acetic acid)	ND	0.10	0.20	-	-	-
2,4,5-TP (Silvex)	ND	0.16	0.50	-	-	-
Surrogate Recovery						
DCAA	8.7			10	87	70-130

(Cont.)

CA ELAP 1644 • ORELAP (NELAP) 4033

McCampbell Analytical, Inc.
"When Quality Counts"
1534 Willow Pass Road, Pittsburg, CA 94565-1701
Toll Free Telephone: (877) 252-9262 / Fax: (925) 252-9269
http://www.mccampbell.com / E-mail: main@mccampbell.com

Quality Control Report

Client:	Enthalpy Analytical	**WorkOrder:**	2604B93
Date Prepared:	04/17/2026	**BatchID:**	339919
Date Analyzed:	04/17/2026	**Extraction Method:**	E8151A
Instrument:	GC15A	**Analytical Method:**	E8151A
Matrix:	Water	**Unit:**	µg/L
Project:	EO-557594	**Sample ID:**	MB/LCS/LCSD-339919

QC Summary Report for E8151A

Analyte	LCS Result	LCSD Result	SPK Val	LCS %REC	LCSD %REC	LCS/LCSD Limits	RPD	RPD Limit
Acifluorfen	8.2	8.8	10	82	88	70-130	6.88	30
Bentazon	9.3	9.8	10	93	98	70-130	5.65	30
Chloramben	10	11	10	102	107	70-130	4.64	30
2,4-D (Dichlorophenoxyacetic acid)	8.5	8.8	10	85	88	70-130	3.22	30
2,4-DB	9.1	9.8	10	91	98	70-130	6.95	30
Dalapon	8.4	9.0	10	84	90	70-130	6.20	30
DCPA (mono & diacid)	8.2	8.7	10	82	87	70-130	6.10	30
Dicamba	8.9	9.2	10	89	92	70-130	2.92	30
3,5-Dichlorobenzoic Acid	8.8	9.1	10	88	91	70-130	3.62	30
Dichloroprop	8.4	8.6	10	84	86	70-130	2.15	30
Dinoseb (DNBP)	8.5	9.0	10	85	90	70-130	4.83	30
MCPA	110	100	100	109	103	70-130	5.54	30
MCPP	85	87	100	85	87	70-130	1.81	30
4-Nitrophenol	7.2	7.1	10	72	71	70-130	1.12	30
Pentachlorophenol (PCP)	8.9	9.2	10	89	92	70-130	3.08	30
Picloram	7.8	8.3	10	78	83	70-130	5.77	30
2,4,5-T (Trichlorophenoxy acetic acid)	8.6	9.0	10	86	90	70-130	4.76	30
2,4,5-TP (Silvex)	8.9	9.3	10	89	93	70-130	3.76	30
Surrogate Recovery								
DCAA	8.9	9.2	10	89	92	70-130	3.49	30

McCampbell Analytical, Inc.
"When Quality Counts"
1534 Willow Pass Road, Pittsburg, CA 94565-1701
Toll Free Telephone: (877) 252-9262 / Fax: (925) 252-9269
http://www.mccampbell.com / E-mail: main@mccampbell.com

Quality Control Report

Client:	Enthalpy Analytical	**WorkOrder:**	2604B93
Date Prepared:	04/17/2026	**BatchID:**	340000
Date Analyzed:	04/17/2026	**Extraction Method:**	RSK175
Instrument:	GC26	**Analytical Method:**	RSK175
Matrix:	Water	**Unit:**	µg/L
Project:	EO-557594	**Sample ID:**	MB/LCS/LCSD-340000

QC Summary Report for RSK175

Analyte	MB Result	MDL	RL			
Carbon Dioxide	ND	50	50	-	-	-

Analyte	LCS Result	LCSD Result	SPK Val	LCS %REC	LCSD %REC	LCS/LCSD Limits	RPD	RPD Limit
Carbon Dioxide	150	150	187.2	82	81	70-130	1.61	30

McCampbell Analytical, Inc.
"When Quality Counts"

1534 Willow Pass Road, Pittsburg, CA 94565-1701
Toll Free Telephone: (877) 252-9262 / Fax: (925) 252-9269
http://www.mccampbell.com / E-mail: main@mccampbell.com

Certified Analyte List

Client: Enthalpy Analytical **WorkOrder:** 2604B93

Project: EO-557594

Analyte	Cert 1	Cert 2	Cert 3	Cert 4	Cert 5	Analytical Method	Matrix
2,4,5-T (Trichlorophenoxy acetic acid)	◉	◉	○	○	○	E8151A	Water
2,4,5-TP (Silvex)	◉	◉	○	○	○	E8151A	Water
2,4-D (Dichlorophenoxyacetic acid)	◉	◉	○	○	○	E8151A	Water
2,4-DB	◉	◉	○	○	○	E8151A	Water
3,5-Dichlorobenzoic Acid	○	◉	○	○	○	E8151A	Water
4-Nitrophenol	◉	◉	○	○	○	E8151A	Water
Acifluorfen	○	◉	○	○	○	E8151A	Water
Bentazon	○	◉	○	○	○	E8151A	Water
Chloramben	○	◉	○	○	○	E8151A	Water
Dalapon	◉	◉	○	○	○	E8151A	Water
DCPA (mono & diacid)	○	◉	○	○	○	E8151A	Water
Dicamba	◉	◉	○	○	○	E8151A	Water
Dichloroprop	◉	◉	○	○	○	E8151A	Water
Dinoseb (DNBP)	◉	◉	○	○	○	E8151A	Water
MCPA	◉	◉	○	○	○	E8151A	Water
MCPP	◉	◉	○	○	○	E8151A	Water
Pentachlorophenol (PCP)	◉	◉	○	○	○	E8151A	Water
Picloram	○	◉	○	○	○	E8151A	Water

Certifications

Cert 1	CA ELAP 1644
Cert 2	ORELAP (NELAP) 4033

The Certified Analyte Report lists the compounds for which MAI is accredited at the time of issuance. Although MAI holds multiple accreditations, methods with extensive compound lists may not be fully accredited due to state agency availability.

McCampbell Analytical, Inc.
1534 Willow Pass Rd
Pittsburg, CA 94565-1701
(925) 252-9262

CHAIN-OF-CUSTODY RECORD

WorkOrder: 2604B93 **ClientCode: ENO** **QuoteID: 262776**

☐ WaterTrax ☐ CLIP ☐ EDF ☑ EQuIS ☑ Dry-Weight ☑ Email ☐ HardCopy ☐ ThirdParty ☑ J-flag
☑ Detection Summary ☑ **Excel** [A1_Standard _QC]

Report to:
David Tripp
Enthalpy Analytical
931 West Barkley Avenue
Orange, CA 92868
657-581-4710 FAX:
Email: david.tripp@enthalpy.com
cc/3rd Party:
PO: 096843
Project: EO-557594

Bill to:
Accounts Payable/Enthalpy SoCal
Montrose Environmental Group
PO Box 842165
Boston, MA 02284-2165
003EL_ap@montrose-env.com

Requested TAT: 5 days;
Date Received: 04/16/2026
Date Logged: 04/16/2026

Lab ID	ClientSampID	Matrix	Collection Date	Hold	Requested Tests (See legend below)											
					1	2	3	4	5	6	7	8	9	10	11	12
2604B93-001	SOUTH BASIN- EASTERN INLET	Water	4/14/2026 15:40	☐	A	A	B									

Test Legend:

1	8151_W	2	PRDisposal Fee	3	RSK175_CO2_W	4	
5		6		7		8	
9		10		11		12	

Project Manager: Jena Alfaro

Prepared by: Lilly Ortiz

Comments:

NOTE: Soil samples are discarded 60 days after receipt unless other arrangements are made (Water samples are 30 days).
Hazardous samples will be returned to client or disposed of at client expense.

McCampbell Analytical, Inc.
"When Quality Counts"

1534 Willow Pass Road, Pittsburg, CA 94565-1701
Toll Free Telephone: (877) 252-9262 / Fax: (925) 252-9269
http://www.mccampbell.com / E-mail: main@mccampbell.com

WORK ORDER SUMMARY

Client Name: ENTHALPY ANALYTICAL
Client Contact: David Tripp
Contact's Email: david.tripp@enthalpy.com

Project: EO-557594
Comments

Work Order: 2604B93
QC Level: LEVEL 2
Date Logged: 4/16/2026

☐ WaterTrax ☐ CLIP ☐ EDF ☑ Excel ☑ EQuIS ☑ Email ☐ HardCopy ☐ ThirdParty ☑ J-flag

LabID	ClientSampID	Matrix	Test Name	Cont./ Comp.	Bottle & Preservative	U**	Head Space	Dry-Weight	Collection Date & Time	TAT	Test Due Date	Sediment Content	Hold	Sub Out
001A	SOUTH BASIN-EASTERN INLET	Water	E8151A (Chlorinated Herbicides)	1	1LA Narrow Mouth, Unpres	☐	☐	☐	4/14/2026 15:40	5 days	4/23/2026	Present	☐	☐
001B	SOUTH BASIN-EASTERN INLET	Water	RSK175 (CO2)	2	VOA, Unpres	☐	☐	☐	4/14/2026 15:40	5 days	4/23/2026	Present	☐	☐

NOTES: *** STLC and TCLP extractions require 2 days to complete; therefore, all TATs begin after the extraction is completed (i.e., One-day TAT yields results in 3 days from sample submission).**

- ISM prep requires 5 to 10 days to complete; therefore, all TATs begin after the extraction is completed (i.e., One-day TAT yields results in 6 to 11 days from sample submission). Due date listed on WO summary will not accurately reflect the time needed for sample preparation.

- Organic extracts are held for 40 days before disposal; Inorganic extract are held for 30 days.

- MAI assumes that all material present in the provided sampling container is considered part of the sample - MAI does not exclude any material from the sample prior to sample preparation unless requested in writing by the client.

U = An unpreserved container was received for a method that suggests a preservation in order to extend hold time for analysis.**

Cont./Comp. = Containers /Composites

ENTHALPY ANALYTICAL

931 West Barkley Ave 26047893
Orange, CA 92868
(714) 771-6900

Subcontract Laboratory:
McCampbell Analytical, Inc.
1534 Willow Pass Rd.
Pittsburg, CA 94565
ATTN: Quote ID: 262776
PO #: PO-096843

Enthalpy Order: EO-557594
PM: David Tripp
Email: david.tripp@enthalpy.com
CC: incomingreports@enthalpy.com
Phone: 657-581-4710

Results Due: 04/24/26
Report Level: II
Report To: MDL
EDDs: Standard Excel EDD

Notes:
CHIQUITA Stormwater - No dilutions please unless absolutely necessary due to matrix or other technically valid reason, requiring clear, technical explanation in your Case Narrative for client's regulator (CA-RWQCB). Hold time rush, please, only if necessary.

Sample ID	Collected	Lab ID	# Cont.	Matrix	Analysis Requested	Comment
SOUTH BASIN - EASTERN INLET	14-APR-2026 15:40	557594-001	1	Water	EPA 8151A Chlorinated Herbicides	
			2	Water	RSK-175 CO2	

Notes:	Relinquished By:	Received By:
	[signature]	[signature]
	Date: 4-15-26 15:02	Date: 4/16/26 0905
		4.9 wet ice
	Date:	Date:
	Date:	Date:

McCampbell Analytical, Inc.
"When Quality Counts"

1534 Willow Pass Road, Pittsburg, CA 94565-1701
Toll Free Telephone: (877) 252-9262 / Fax: (925) 252-9269
http://www.mccampbell.com / E-mail: main@mccampbell.com

Sample Receipt Checklist

Client Name:	**Enthalpy Analytical**	Date and Time Received:	**4/16/2026 09:05**
Project:	**EO-557594**	Date Logged:	**4/16/2026**
		Received by:	Lilly Ortiz
WorkOrder №:	**2604B93** Matrix: Water	Logged by:	Lilly Ortiz
Carrier:	FedEx		

Chain of Custody (COC) Information

Chain of custody present?	Yes	☑	No	☐		
Chain of custody signed when relinquished and received?	Yes	☑	No	☐		
Chain of custody agrees with sample labels?	Yes	☑	No	☐		
Sample IDs noted by Client on COC?	Yes	☑	No	☐		
Date and Time of collection noted by Client on COC?	Yes	☑	No	☐		
Sampler's name noted on COC?	Yes	☐	No	☑		
COC agrees with Quote?	Yes	☑	No	☐	NA	☐
COC quote is active?	Yes	☐	No	☐	NA	☑

Sample Receipt Information

Custody seals intact on shipping container/cooler?	Yes	☐	No	☐	NA	☑
Custody seals intact on sample bottles?	Yes	☐	No	☐	NA	☑
Shipping container/cooler in good condition?	Yes	☑	No	☐		
Samples in proper containers/bottles?	Yes	☑	No	☐		
Sample containers intact?	Yes	☑	No	☐		
Sufficient sample volume for indicated test?	Yes	☑	No	☐		

Sample Preservation and Hold Time (HT) Information

All samples received within holding time?	Yes	☑	No	☐	NA	☐
Samples Received on Ice?	Yes	☑	No	☐		
(Ice Type: WET ICE)						
Sample/Temp Blank temperature	Temp: 4.9°C				NA	☐
ZHS conditional analyses: VOA meets zero headspace requirement (VOCs, TPHg/BTEX, RSK)?	Yes	☑	No	☐	NA	☐
Sample labels checked for correct preservation?	Yes	☑	No	☐		
pH acceptable upon receipt (Metal: <2)?	Yes	☐	No	☐	NA	☑

UCMR Samples:

pH tested and acceptable upon receipt (200.7: ≤2; 533: 6 - 8; 537.1: 6 - 8)?	Yes	☐	No	☐	NA	☑
Free Chlorine tested and acceptable upon receipt (<0.1mg/L) [not applicable to 200.7]?	Yes	☐	No	☐	NA	☑

Comments:

Laboratory Job Number 557594

Subcontracted Products

Onterris Laboratories - El Dorado Hills

May 05, 2026

Onterris - El Dorado Hills
Work Order No. 2604141

Mr. David Tripp
Onterris Laboratories - Orange
931 W. Barkley Avenue
Orange, CA 92868

Dear Mr. Tripp,

Enclosed are the results for the sample set received at Onterris - EDH on April 16, 2026 under your Project Name 'EO-557594'.

Onterris- EDH is committed to serving you effectively. If you require additional information, please contact me at 916-673-1520 or by email at mark.rein@onterris.com.

Thank you for choosing Onterris - EDH as part of your analytical support team.

Sincerely,



Mark Rein
Project Manager

Onterris - EDH certifies that the report herein meets all the requirements set forth by NELAP for those applicable test methods. Results relate only to the samples as received by the laboratory. This report should not be reproduced except in full without the written approval of Onterris -EDH .

Onterris - EDH Work Order No. 2604141
Case Narrative

Sample Condition on Receipt:

One water sample was received and stored securely in accordance with Onterris - EDH standard operating procedures and EPA methodology. The sample was received in good condition and within the method temperature requirements.

Analytical Notes:

EPA Method 8290A

The sample was extracted and analyzed for 2,3,7,8-TCDD by EPA Method 8290A using a ZB-DIOXIN GC column.

The sample contained high solids content and a subsample of the sample was taken for extraction.

Holding Times

The method holding time criteria were met for these samples.

Quality Control

The Initial Calibration and Continuing Calibration Verifications met the method acceptance criteria.

A Method Blank and Ongoing Precision and Recovery (OPR) sample were extracted and analyzed with the preparation batch. No analytes were detected above the sample quantitation limits in the Method Blank. The OPR recoveries were within the method acceptance criteria.

Labeled standard recoveries for all QC and field samples were within method acceptance criteria.

TABLE OF CONTENTS

Case Narrative..... 1

Table of Contents..... 3

Sample Inventory..... 4

Analytical Results..... 5

Qualifiers..... 9

Certifications..... 10

Sample Receipt..... 11

Sample Inventory Report

Sample ID	Client Sample ID	Sampled	Received	Components/Containers
2604141-01	SOUTH BASIN - EASTERN INLET	14-Apr-26 15:40	16-Apr-26 09:46	Amber Glass NM Bottle, 1L

ANALYTICAL RESULTS

Sample ID: Method Blank

EPA Method 8290A

Client Data		Laboratory Data			
Name:	Onterris Laboratories - Orange	Lab Sample:	B26D356-BLK1		
Project:	EO-557594	QC Batch:	B26D356	Date Extracted:	30-Apr-26
Matrix:	Aqueous	Sample Size:	1.00 L	Column:	ZB-DIOXIN

Analyte	Conc. (pg/L)	MDL	RL	Qualifiers	Analyzed	Dilution
2,3,7,8-TCDD	ND	1.78	5.00		01-May-26 17:21	1

Labeled Standards	Type	% Recovery	Limits	Qualifiers	Analyzed	Dilution
13C-2,3,7,8-TCDD	IS	84.7	40 - 135		01-May-26 17:21	1
37Cl-2,3,7,8-TCDD	CRS	79.0	40 - 135		01-May-26 17:21	1

MDL - Method Detection Limit
RL - Reporting limit

Results reported to MDL.

Sample ID: OPR **EPA Method 8290A**

Client Data

Name: Onterris Laboratories - Orange
Project: EO-557594
Matrix: Aqueous

Laboratory Data

Lab Sample: B26D356-BS1
QC Batch: B26D356 Date Extracted: 30-Apr-26 03:59
Sample Size: 1.00 L Column: ZB-DIOXIN

Analyte	Amt Found (pg/L)	Spike Amt	% Recovery	Limits	Qualifiers	Analyzed	Dilution
2,3,7,8-TCDD	173	200	86.7	70-130		01-May-26 14:13	1
Labeled Standards	**Type**		**% Recovery**	**Limits**	**Qualifiers**	**Analyzed**	**Dilution**
13C-2,3,7,8-TCDD	IS		89.0	40-135		01-May-26 14:13	1
37Cl-2,3,7,8-TCDD	CRS		82.7	40-135		01-May-26 14:13	1

Sample ID: SOUTH BASIN - EASTERN INLET

EPA Method 8290A

Client Data

Name:	Onterris Laboratories - Orange
Project:	EO-557594
Matrix:	Water
Date Collected:	14-Apr-26 15:40

Laboratory Data

Lab Sample:	2604141-01	Date Received:	16-Apr-26 09:46
QC Batch:	B26D356	Date Extracted:	30-Apr-26
Sample Size:	0.501 L	Column:	ZB-DIOXIN

Analyte	Conc. (pg/L)	MDL	RL	Qualifiers	Analyzed	Dilution
2,3,7,8-TCDD	ND	3.55	9.98		01-May-26 22:50	1

Labeled Standards	Type	% Recovery	Limits	Qualifiers	Analyzed	Dilution
13C-2,3,7,8-TCDD	IS	90.3	40 - 135		01-May-26 22:50	1
37Cl-2,3,7,8-TCDD	CRS	85.6	40 - 135		01-May-26 22:50	1

MDL - Method Detection Limit
RL - Reporting limit

Results reported to MDL.

DATA QUALIFIERS & ABBREVIATIONS

B	Compound was also detected in the method blank
Conc.	Concentration
CRS	Cleanup Recovery Standard
D	Dilution
DL	Detection Limit
E	Concentration exceeded the calibration range
EDL	Estimated Detection Limit
EMPC	Estimated Maximum Possible Concentration
H	Recovery and/or RPD was outside laboratory acceptance limits
I	Chemical Interference
IS	Internal Standard
J	Estimated Concentration below the Reporting Limit/LOQ
LOD	Limit of Detection
LOQ	Limit of Quantitation
MDL	Method Detection Limit
NA	Not Applicable
ND	Not Detected
OPR	Ongoing Precision and Recovery sample
P	Concentration may include contribution from chlorinated diphenyl ether(s).
Q	Ion transition ratio is outside of the acceptance criteria.
RL	Reporting Limit (MRL)
TEQ	Toxic Equivalency, sum of the toxic equivalency factors (TEF) multiplied by the sample concentrations.
TEQMax	TEQ calculated using the detection limit as the concentration for non-detects
TEQMin	TEQ calculated using zero as the concentration for non-detects
TEQRisk	TEQ calculated using ½ the detection limit as the concentration for non-detects
U	Not Detected (specific projects only)
*	See Cover Letter

Unless otherwise noted, solid sample results are reported in dry weight. Tissue samples are reported in wet weight.

Onterris - EDH Certifications

Accrediting Authority	Certificate Number
Alaska Department of Environmental Conservation	17-013
California Department of Health - ELAP	2892
DoD ELAP - A2LA Accredited - ISO/IEC 17025	3091.01
Florida Department of Health	E87777
Louisiana Department of Environmental Quality	01977
Maine Department of Health	2020018
Michigan Department of Environmental Quality	9932
Minnesota Department of Health	2211390
Nevada Division of Environmental Protection	CA00413
New Hampshire Environmental Accreditation Program	207721
New Jersey Department of Environmental Protection	CA003
New York Department of Health	11411
Ohio Environmental Protection Agency	87778
Oregon Laboratory Accreditation Program	4042-021
Texas Commission on Environmental Quality	T104704189-22-13
Vermont Department of Health	VT-4042
Virgnia Department of General Services	11276
Washington Department of Ecology	C584
Wisconsin Department of Natural Resources	998036160

Current certificates and lists of licensed parameters can be found at Onterris.com/Resources/Accreditations

ENTHALPY ANALYTICAL
931 West Barkley Ave
Orange, CA 92868
(714) 771-6900

Subcontract Laboratory:
Enthalpy - El Dorado Hills
1104 Windfield Way
El Dorado Hills, CA 95762
ATTN: Mark Rein
PO #: Required, to be sent via email

Enthalpy Order: EO-557594
PM: David Tripp
Email: david.tripp@enthalpy.com
CC: incomingreports@enthalpy.com
Phone: 657-581-4710

Results Due: Standard TAT (15wd)
Report Level: II
Report To: MDL
EDDs: BLDR:Enthalpy (the normal EDD you send to Orange)

2604141
1.1°C

Notes:
CHIQUITA Stormwater - 15wd TAT or less if at all possible. No decanting. No dilutions unless absolutely necessary due to matrix or other technically valid reason.

Sample ID	Collected	Lab ID	# Cont.	Matrix	Analysis Requested	Comment
SOUTH BASIN - EASTERN INLET	14-APR-2026 15:40	557594-001	1	Water	EPA 8290 - 2,3,7,8-TCDD Only	

Notes:	Relinquished By:	Received By:
	[signature]	[signature]
	Date: 4-15-26 15:02	Date: 04/16/26 09:46
	Date:	Date:
	Date:	Date:

CoC/Label Reconciliation Report WO# 2604141

LabNumber	CoC Sample ID		SampleAlias	Sample Date/Time		Container	BaseMatrix	Sample Comments
2604141-01	A SOUTH BASIN - EASTERN INLET	☑ (A)	557594-001	14-Apr-26 15:40	☑	Amber Glass NM Bottle, 1L	Aqueous	

Checkmarks indicate that information on the COC reconciled with the sample label.
Any discrepancies are noted in the following columns.

CONDITION	Yes	No	NA
Sample Container Intact?	✓		
Sample Container(s) Custody Seals Intact?			✓
Custody Seals On Cooler Intact?			✓
Adequate Sample Volume?	✓		
Container Type Appropriate for Analysis(es)?	✓		

Comments:
(A) No back up volume

Preservation Documented: Na2S2O3 Trizma NH4CH3CO2 (None) Other

Verifed by/Date: KMA outside
XAO 04/16/26

APPENDIX H

STANDARD OBSERVATIONS

4050 Monthly Dry SWPPP and SPCC Plan Visual Observation Form

14 Jan 2026 / John Boucher

Complete

Score	1 / 1 (100%)	Flagged items	1	Actions	1

Site conducted	4050 - Chiquita Canyon Landfill -, Corporate (Overall), Western, Western/SO CA L/F
Conducted on	14 Jan 2026 2:27 PM PST
Inspector Name	John Boucher
Inspector Title	Operations specialist
Weather Conditions	Sunny

Flagged items & Actions

1 flagged, 1 action

Flagged items

1 flagged, 1 action

Untitled Page / All Operations

Are paved areas of the facility vacuum swept weekly?

No

To do | Assignee: John Boucher | Priority: Low | Due: 24 Dec 2025 2:54 PM PST | Created by: John Boucher

Swept as needed

Other actions

0 actions

Untitled Page	1 flagged, 1 action
East Sampling	
Unauthorized nonstormwater discharges? (Yes or No)	No
Authorized nonstormwater discharges? (Yes or No)	No
South Sampling	
Unauthorized nonstormwater discharges? (Yes or No)	No
Authorized nonstormwater discharges? (Yes or No)	No
All Operations	1 flagged, 1 action
Is equipment serviced outside of maintenance area or on the active face minimized during wet weather?	Yes
Are paved areas of the facility vacuum swept weekly?	No

To do | Assignee: John Boucher | Priority: Low | Due: 24 Dec 2025 2:54 PM PST | Created by: John Boucher

Swept as needed	
Are loose absorbents deployed over spills cleaned up after each use and disposed of properly?	Yes
Erosion and Sediment	
Is stormwater properly diverted around active fill area and soil stockpile?	Yes
Is a stormwater conveyance system to divert runoff around material storage areas and convey runoff installed and maintained?	Yes
Are sediment and retention basins properly maintained?	Yes
Are slope protection measures applied?	Yes
Are energy dissipating devices installed to slow the velocity of storm water drainage and prevent erosion?	Yes
Recycling Storage	
Are outdoor recyclable materials covered 48 hours ahead of likely storm events forecast at 50 percent or greater probability at the facility?	Yes

Trash Disposal	
Do all garbage containers in use have a lid closed or tarp placed?	Yes
E-waste Storage Area	
Is all E-waste under cover?	N/A
Are materials stored in appropriately segregated and covered containers in an area that is away from traffic flow?	N/A
Household Hazardous Waste Collection	
Are all Household Hazardous Waste materials under cover?	N/A
Are materials stored in appropriately segregated and covered containers in an area away from traffic flow and on secondary containment?	N/A
Do any storage containers display evidence of leakage?	N/A
Leachate & Condensate Collection, Storage, & Conveyance	
Are tanks provided with secondary containment?	Yes
Is secondary containment area/berms free of debris?	Yes
Are there any visible spills or leaks?	No
Temporary Leachate & Condensate Collection, Storage, & Conveyance	
Are tanks provided with secondary containment?	Yes
Is secondary containment area/berms free of debris?	Yes
Are there any visible spills or leaks?	No
Spill Response Kits	
Are any spill kits missing or relocated from the maintenance shop?	No
Are any spill kits missing supplies or in poor condition at the maintenance shop (e.g. lids broken, full of water, mildew, or staining?)	No
Tracking Industrial Vehicle Entry/Exit Points	

Any off-site tracking of sediment or dirt?	No
Geomembrane Cover and North and West perimeter Road	
Is stormwater properly diverted around reaction area?	Yes
Are there any visible signs of leachate seep(s), and if so, did you immediately inform your supervisor and contain the seep?	No
Are soil dams/berms and other best management practices in place or available to prevent any leachate from reaching the south detention basin?	Yes
Are there any visible signs of residual leachate seeps in the concrete channel which should be pressure washed and cleaned?	No
Are there any visible signs of damage to the geomembrane cover (tears, punctures, etc.) and if so, did you immediately inform your supervisor?	No

Bulk Fuel and Oil Tanks	
Is the containment structure free of: water, debris, holes, cracks, fire hazards, liner degradation, corrosion, leakage, or paint failure? Is there water in the primary tank? Are containment drain valves operable and in the closed position (exercise valves)? Are there visible signs of leakage on the tank, interstice, or from the tank into the containment or surrounding soil? Does the exterior of the tank show signs of coating failure, distortions, buckling, denting, or bulging? Are pathways and entry to and from the tank clear and are gates/doors operable?	
Diesel Fuel 8,000 gal	OK
AST 1: 750 gal Used Oil	OK
AST 2: 500 gal Transmission Oil	OK
AST 3: 500 gal Engine/Hydraulic Oil	OK
AST 4: 300 gal Drive Train Fluid	OK
AST 5: 200 gal Used Antifreeze	OK
Drums within bermed containment area north of equipment maintenance facility building	OK
MS-1: 100 gal Gasoline Flatbed truck	OK
MS-3: 300 gallon DEF	OK
MR-1: 1,750 gal Diesel	OK
MR-3: 200 gal Engine/Hydraulic Oil	OK
MR-4: 100 gal 30W Oil	OK
MR-5: 100 gal 50W Oil	OK
MR-6: 200 gal Transmission/Hydraulic Oil	OK
MR-8: 55 gal Grease- Lube truck	OK
Do container supports and foundations show signs of damage, corrosion, paint failure, or significant settlement? Does water drain away from container/tank? Are grounding straps secure and in good condition? Do ladders or platform structures show signs of severe corrosion or damage? Does the ground around the container show signs of oil leaks? Does the concrete pad or ring wall show signs of cracking of spalling?	

Diesel Fuel 8,000 gal	OK
AST 1: 750 gal Used Oil	OK
AST 2: 500 gal Transmission	OK
AST 3: 500 gal Engine/Hydraulic Oil	OK
AST 4: 300 gal Drive Train Fluid	OK
AST 5: 200 gal Used Antifreeze	OK
Drums within bermed containment area north of equipment maintenance facility building	OK
MS-1: 100 gal Gasoline- Flatbed truck	OK
MS-3: 300 gallon DEF	OK
MR-1: 1,750 gal Diesel	OK
MR-3: 200 gal Engine/Hydraulic Oil	OK
MR-4: 100 gal 30W Oil	OK
MR-5: 100 gal 50W Oil	OK
MR-6: 200 gal Transmission/Hydraulic Oil	OK
MR-8: 55 gal Grease- Lube Truck	OK

Exercise valves, as appropriate, checking for proper operation; including shear valve (follow manufacturer's instructions). Are vent components unobstructed? Are valves free of leaks, corrosion, and damage? Tank drain valves must be kept locked. Are spill containment boxes on fill pipes free of debris, water, and residue? Are spill containment boxes installed properly on tank? Are drain valves on spill containment boxes closed? Is liquid level equipment showing signs of physical damage, and is the device easily readable and functioning properly? Are all piping connections free of leaks, corrosion, and damage?

Diesel Fuel 8,000 gal	OK
AST 1: 750 gal Used Oil	OK
AST 2: 500 gal Transmission Oil	OK
AST 3: 500 gal Engine/Hydraulic Oil	OK

AST 4: 300 gal Drive Train Fluid	OK
AST 5: 200 gal Used Antifreeze	OK
Drums within bermed containment area north of equipment maintenance facility building	OK
MS-1: 100 gal Gasoline	OK
MS-3: 300 gallon DEF	OK
MR-1: 1,750 gal Diesel	OK
MR-3: 200 gal Engine/Hydraulic Oil	OK
MR-4: 100 gal 30W Oil	OK
MR-5: 100 gal 50W Oil	OK
MR-6: 200 gal Transmission/Hydraulic Oil	OK
MR-8: 55 gal Grease- Lube Truck	OK

Corrective Action and SWPPP/SPCC Plan Modification Descriptions

1 / 1 (100%)

Provide brief explanation

Inspector Certification: This section must be completed by the person who conducted the inspection. "I certify that this report is true, accurate, and complete, to the best of my knowledge and belief"



John Boucher
14 Jan 2026 3:45 PM PST

Check this box to notify Authorized Representative that inspection is completed and awaiting signature. ☑

Authorized Representative Certification: This section must be completed by an authorized representative of the Facility (e.g. District Manager or Site Manager). "I certify that I have reviewed this report and that it is true, accurate, and complete, to the best of my knowledge and belief"

4050 Monthly Dry SWPPP and SPCC Plan Visual Observation Form

27 Feb 2026 / John Boucher

Complete

Score	1 / 1 (100%)	Flagged items	0	Actions	0

Site conducted	Marked as ‘my site is not listed here’
Conducted on	27 Feb 2026 9:41 AM PST
Inspector Name	John Boucher
Inspector Title	Operation specialist
Weather Conditions	Sunny

Untitled Page	
East Sampling	
Unauthorized nonstormwater discharges? (Yes or No)	No
Authorized nonstormwater discharges? (Yes or No)	No
South Sampling	
Unauthorized nonstormwater discharges? (Yes or No)	No
Authorized nonstormwater discharges? (Yes or No)	No
All Operations	
Is equipment serviced outside of maintenance area or on the active face minimized during wet weather?	Yes
Are paved areas of the facility vacuum swept weekly?	N/A
Swept as needed	
Are loose absorbents deployed over spills cleaned up after each use and disposed of properly?	Yes
Erosion and Sediment	
Is stormwater properly diverted around active fill area and soil stockpile?	Yes
Is a stormwater conveyance system to divert runoff around material storage areas and convey runoff installed and maintained?	Yes
Are sediment and retention basins properly maintained?	Yes
Are slope protection measures applied?	Yes
Are energy dissipating devices installed to slow the velocity of storm water drainage and prevent erosion?	Yes
Recycling Storage	
Are outdoor recyclable materials covered 48 hours ahead of likely storm events forecast at 50 percent or greater probability at the facility?	N/A
Trash Disposal	

Do all garbage containers in use have a lid closed or tarp placed?	Yes
E-waste Storage Area	
Is all E-waste under cover?	N/A
Are materials stored in appropriately segregated and covered containers in an area that is away from traffic flow?	Yes
Household Hazardous Waste Collection	
Are all Household Hazardous Waste materials under cover?	Yes
Are materials stored in appropriately segregated and covered containers in an area away from traffic flow and on secondary containment?	Yes
Do any storage containers display evidence of leakage?	No
Leachate & Condensate Collection, Storage, & Conveyance	
Are tanks provided with secondary containment?	Yes
Is secondary containment area/berms free of debris?	Yes
Are there any visible spills or leaks?	No
Temporary Leachate & Condensate Collection, Storage, & Conveyance	
Are tanks provided with secondary containment?	Yes
Is secondary containment area/berms free of debris?	Yes
Are there any visible spills or leaks?	No
Spill Response Kits	
Are any spill kits missing or relocated from the maintenance shop?	No
Are any spill kits missing supplies or in poor condition at the maintenance shop (e.g. lids broken, full of water, mildew, or staining?)	No
Tracking Industrial Vehicle Entry/Exit Points	
Any off-site tracking of sediment or dirt?	No

Geomembrane Cover and North and West perimeter Road	
Is stormwater properly diverted around reaction area?	Yes
Are there any visible signs of leachate seep(s), and if so, did you immediately inform your supervisor and contain the seep?	No
Are soil dams/berms and other best management practices in place or available to prevent any leachate from reaching the south detention basin?	Yes
Are there any visible signs of residual leachate seeps in the concrete channel which should be pressure washed and cleaned?	No
Are there any visible signs of damage to the geomembrane cover (tears, punctures, etc.) and if so, did you immediately inform your supervisor?	Yes

Small tears found. They have been sealed temporarily with flex tape upon discovery and permanent repairs are to be conducted on 3/2/26

Bulk Fuel and Oil Tanks	
Is the containment structure free of: water, debris, holes, cracks, fire hazards, liner degradation, corrosion, leakage, or paint failure? Is there water in the primary tank? Are containment drain valves operable and in the closed position (exercise valves)? Are there visible signs of leakage on the tank, interstice, or from the tank into the containment or surrounding soil? Does the exterior of the tank show signs of coating failure, distortions, buckling, denting, or bulging? Are pathways and entry to and from the tank clear and are gates/doors operable?	
Diesel Fuel 8,000 gal	OK
AST 1: 750 gal Used Oil	OK
AST 2: 500 gal Transmission Oil	OK
AST 3: 500 gal Engine/Hydraulic Oil	OK
AST 4: 300 gal Drive Train Fluid	OK
AST 5: 200 gal Used Antifreeze	OK
Drums within bermed containment area north of equipment maintenance facility building	OK
Moved to back of maintenance shop next to other tanks	
MS-1: 100 gal Gasoline Flatbed truck	OK
MS-3: 300 gallon DEF	OK
Pallet of individual boxes now	
MR-1: 1,750 gal Diesel	OK
MR-3: 200 gal Engine/Hydraulic Oil	OK
MR-4: 100 gal 30W Oil	OK
MR-5: 100 gal 50W Oil	OK
MR-6: 200 gal Transmission/Hydraulic Oil	OK
MR-8: 55 gal Grease- Lube truck	OK
Do container supports and foundations show signs of damage, corrosion, paint failure, or significant settlement? Does water drain away from container/tank? Are grounding straps secure	

and in good condition? Do ladders or platform structures show signs of severe corrosion or damage? Does the ground around the container show signs of oil leaks? Does the concrete pad or ring wall show signs of cracking of spalling?	
Diesel Fuel 8,000 gal	OK
AST 1: 750 gal Used Oil	OK
AST 2: 500 gal Transmission	OK
AST 3: 500 gal Engine/Hydraulic Oil	OK
AST 4: 300 gal Drive Train Fluid	OK
AST 5: 200 gal Used Antifreeze	OK
Drums within bermed containment area north of equipment maintenance facility building	OK
MS-1: 100 gal Gasoline- Flatbed truck	OK
MS-3: 300 gallon DEF	OK
MR-1: 1,750 gal Diesel	OK
MR-3: 200 gal Engine/Hydraulic Oil	OK
MR-4: 100 gal 30W Oil	OK
MR-5: 100 gal 50W Oil	OK
MR-6: 200 gal Transmission/Hydraulic Oil	OK
MR-8: 55 gal Grease- Lube Truck	OK
Exercise valves, as appropriate, checking for proper operation; including shear valve (follow manufacturer's instructions). Are vent components unobstructed? Are valves free of leaks, corrosion, and damage? Tank drain valves must be kept locked. Are spill containment boxes on fill pipes free of debris, water, and residue? Are spill containment boxes installed properly on tank? Are drain valves on spill containment boxes closed? Is liquid level equipment showing signs of physical damage, and is the device easily readable and functioning properly? Are all piping connections free of leaks, corrosion, and damage?	
Diesel Fuel 8,000 gal	OK
AST 1: 750 gal Used Oil	OK

AST 2: 500 gal Transmission Oil	OK
AST 3: 500 gal Engine/Hydraulic Oil	OK
AST 4: 300 gal Drive Train Fluid	OK
AST 5: 200 gal Used Antifreeze	OK
Drums within bermed containment area north of equipment maintenance facility building	OK
MS-1: 100 gal Gasoline	OK
MS-3: 300 gallon DEF	OK
MR-1: 1,750 gal Diesel	OK
MR-3: 200 gal Engine/Hydraulic Oil	OK
MR-4: 100 gal 30W Oil	OK
MR-5: 100 gal 50W Oil	OK
MR-6: 200 gal Transmission/Hydraulic Oil	OK
MR-8: 55 gal Grease- Lube Truck	OK

Corrective Action and SWPPP/SPCC Plan Modification Descriptions

1 / 1 (100%)

Provide brief explanation

Inspector Certification: This section must be completed by the person who conducted the inspection. "I certify that this report is true, accurate, and complete, to the best of my knowledge and belief"



John Boucher
27 Feb 2026 3:24 PM PST

Check this box to notify Authorized Representative that inspection is completed and awaiting signature. ☑

Authorized Representative Certification: This section must be completed by an authorized representative of the Facility (e.g. District Manager or Site Manager). "I certify that I have reviewed this report and that it is true, accurate, and complete, to the best of my knowledge and belief"

4050 Monthly Dry SWPPP and SPCC Plan Visual Observation Form

27 Mar 2026 / John Boucher

Complete

Score	1 / 1 (100%)	Flagged items	0	Actions	0

Site conducted	4050 - Chiquita Canyon Landfill -, Corporate (Overall), Western, Western/SO CA L/F
Conducted on	27 Mar 2026 1:47 PM PDT
Inspector Name	John Boucher
Inspector Title	Operations specialist
Weather Conditions	Sunny

Untitled Page	
East Sampling	
Unauthorized nonstormwater discharges? (Yes or No)	No
Authorized nonstormwater discharges? (Yes or No)	No
South Sampling	
Unauthorized nonstormwater discharges? (Yes or No)	No
Authorized nonstormwater discharges? (Yes or No)	No
All Operations	
Is equipment serviced outside of maintenance area or on the active face minimized during wet weather?	Yes
Are paved areas of the facility vacuum swept weekly?	Yes
Are loose absorbents deployed over spills cleaned up after each use and disposed of properly?	Yes
Erosion and Sediment	
Is stormwater properly diverted around active fill area and soil stockpile?	Yes
Is a stormwater conveyance system to divert runoff around material storage areas and convey runoff installed and maintained?	Yes
Are sediment and retention basins properly maintained?	Yes
Are slope protection measures applied?	Yes
Silt fencing in need of some slight repair	
Are energy dissipating devices installed to slow the velocity of storm water drainage and prevent erosion?	Yes
Recycling Storage	
Are outdoor recyclable materials covered 48 hours ahead of likely storm events forecast at 50 percent or greater probability at the facility?	Yes
Trash Disposal	

Do all garbage containers in use have a lid closed or tarp placed?	Yes
E-waste Storage Area	
Is all E-waste under cover?	N/A
Are materials stored in appropriately segregated and covered containers in an area that is away from traffic flow?	N/A
Household Hazardous Waste Collection	
Are all Household Hazardous Waste materials under cover?	Yes
Are materials stored in appropriately segregated and covered containers in an area away from traffic flow and on secondary containment?	Yes
Do any storage containers display evidence of leakage?	No
Leachate & Condensate Collection, Storage, & Conveyance	
Are tanks provided with secondary containment?	Yes
Is secondary containment area/berms free of debris?	Yes
Are there any visible spills or leaks?	No
Temporary Leachate & Condensate Collection, Storage, & Conveyance	
Are tanks provided with secondary containment?	Yes
Is secondary containment area/berms free of debris?	Yes
Are there any visible spills or leaks?	No
Spill Response Kits	
Are any spill kits missing or relocated from the maintenance shop?	No
Are any spill kits missing supplies or in poor condition at the maintenance shop (e.g. lids broken, full of water, mildew, or staining?)	No
Tracking Industrial Vehicle Entry/Exit Points	
Any off-site tracking of sediment or dirt?	No

Geomembrane Cover and North and West perimeter Road	
Is stormwater properly diverted around reaction area?	Yes
Are there any visible signs of leachate seep(s), and if so, did you immediately inform your supervisor and contain the seep?	No
Are soil dams/berms and other best management practices in place or available to prevent any leachate from reaching the south detention basin?	Yes
Are there any visible signs of residual leachate seeps in the concrete channel which should be pressure washed and cleaned?	No
Are there any visible signs of damage to the geomembrane cover (tears, punctures, etc.) and if so, did you immediately inform your supervisor?	No

Bulk Fuel and Oil Tanks	
Is the containment structure free of: water, debris, holes, cracks, fire hazards, liner degradation, corrosion, leakage, or paint failure? Is there water in the primary tank? Are containment drain valves operable and in the closed position (exercise valves)? Are there visible signs of leakage on the tank, interstice, or from the tank into the containment or surrounding soil? Does the exterior of the tank show signs of coating failure, distortions, buckling, denting, or bulging? Are pathways and entry to and from the tank clear and are gates/doors operable?	
Diesel Fuel 8,000 gal	OK
AST 1: 750 gal Used Oil	OK
AST 2: 500 gal Transmission Oil	OK
AST 3: 500 gal Engine/Hydraulic Oil	OK
AST 4: 300 gal Drive Train Fluid	OK
AST 5: 200 gal Used Antifreeze	OK
Drums within bermed containment area north of equipment maintenance facility building	OK
MS-1: 100 gal Gasoline Flatbed truck	OK
MS-3: 300 gallon DEF	OK
MR-1: 1,750 gal Diesel	OK
MR-3: 200 gal Engine/Hydraulic Oil	OK
MR-4: 100 gal 30W Oil	OK
MR-5: 100 gal 50W Oil	OK
MR-6: 200 gal Transmission/Hydraulic Oil	OK
MR-8: 55 gal Grease- Lube truck	OK
Do container supports and foundations show signs of damage, corrosion, paint failure, or significant settlement? Does water drain away from container/tank? Are grounding straps secure and in good condition? Do ladders or platform structures show signs of severe corrosion or damage? Does the ground around the container show signs of oil leaks? Does the concrete pad or ring wall show signs of cracking of spalling?	

Diesel Fuel 8,000 gal	OK
AST 1: 750 gal Used Oil	OK
AST 2: 500 gal Transmission	OK
AST 3: 500 gal Engine/Hydraulic Oil	OK
AST 4: 300 gal Drive Train Fluid	OK
AST 5: 200 gal Used Antifreeze	OK
Drums within bermed containment area north of equipment maintenance facility building	OK
MS-1: 100 gal Gasoline- Flatbed truck	OK
MS-3: 300 gallon DEF	OK
MR-1: 1,750 gal Diesel	OK
MR-3: 200 gal Engine/Hydraulic Oil	OK
MR-4: 100 gal 30W Oil	OK
MR-5: 100 gal 50W Oil	OK
MR-6: 200 gal Transmission/Hydraulic Oil	OK
MR-8: 55 gal Grease- Lube Truck	OK

Exercise valves, as appropriate, checking for proper operation; including shear valve (follow manufacturer's instructions). Are vent components unobstructed? Are valves free of leaks, corrosion, and damage? Tank drain valves must be kept locked. Are spill containment boxes on fill pipes free of debris, water, and residue? Are spill containment boxes installed properly on tank? Are drain valves on spill containment boxes closed? Is liquid level equipment showing signs of physical damage, and is the device easily readable and functioning properly? Are all piping connections free of leaks, corrosion, and damage?

Diesel Fuel 8,000 gal	OK
AST 1: 750 gal Used Oil	OK
AST 2: 500 gal Transmission Oil	OK
AST 3: 500 gal Engine/Hydraulic Oil	OK

AST 4: 300 gal Drive Train Fluid	OK
AST 5: 200 gal Used Antifreeze	OK
Drums within bermed containment area north of equipment maintenance facility building	OK
MS-1: 100 gal Gasoline	OK
MS-3: 300 gallon DEF	OK
MR-1: 1,750 gal Diesel	OK
MR-3: 200 gal Engine/Hydraulic Oil	OK
MR-4: 100 gal 30W Oil	OK
MR-5: 100 gal 50W Oil	OK
MR-6: 200 gal Transmission/Hydraulic Oil	OK
MR-8: 55 gal Grease- Lube Truck	OK

Corrective Action and SWPPP/SPCC Plan Modification Descriptions

1 / 1 (100%)

Provide brief explanation

Inspector Certification: This section must be completed by the person who conducted the inspection. "I certify that this report is true, accurate, and complete, to the best of my knowledge and belief"



John Boucher
27 Mar 2026 1:56 PM PDT

Check this box to notify Authorized Representative that inspection is completed and awaiting signature. ☑

Authorized Representative Certification: This section must be completed by an authorized representative of the Facility (e.g. District Manager or Site Manager). "I certify that I have reviewed this report and that it is true, accurate, and complete, to the best of my knowledge and belief"

4050 Monthly Dry SWPPP and SPCC Plan Visual Observation Form

15 Apr 2026 / John Boucher

Complete

Score	1 / 1 (100%)	Flagged items	0	Actions	0

Site conducted	Marked as ‘my site is not listed here’
Conducted on	15 Apr 2026 3:13 PM PDT
Inspector Name	John Boucher
Inspector Title	Operations specialist
Weather Conditions	Sunny

Untitled Page	
East Sampling	
Unauthorized nonstormwater discharges? (Yes or No)	No
Authorized nonstormwater discharges? (Yes or No)	No
South Sampling	
Unauthorized nonstormwater discharges? (Yes or No)	No
Authorized nonstormwater discharges? (Yes or No)	No
All Operations	
Is equipment serviced outside of maintenance area or on the active face minimized during wet weather?	Yes
Are paved areas of the facility vacuum swept weekly?	Yes
Are loose absorbents deployed over spills cleaned up after each use and disposed of properly?	Yes
Erosion and Sediment	
Is stormwater properly diverted around active fill area and soil stockpile?	Yes
Is a stormwater conveyance system to divert runoff around material storage areas and convey runoff installed and maintained?	Yes
Are sediment and retention basins properly maintained?	Yes
Are slope protection measures applied?	Yes
Are energy dissipating devices installed to slow the velocity of storm water drainage and prevent erosion?	Yes
Recycling Storage	
Are outdoor recyclable materials covered 48 hours ahead of likely storm events forecast at 50 percent or greater probability at the facility?	Yes
Trash Disposal	
Do all garbage containers in use have a lid closed or tarp placed?	Yes

E-waste Storage Area	
Is all E-waste under cover?	N/A
Are materials stored in appropriately segregated and covered containers in an area that is away from traffic flow?	N/A
Household Hazardous Waste Collection	
Are all Household Hazardous Waste materials under cover?	Yes
Are materials stored in appropriately segregated and covered containers in an area away from traffic flow and on secondary containment?	Yes
Do any storage containers display evidence of leakage?	No
Leachate & Condensate Collection, Storage, & Conveyance	
Are tanks provided with secondary containment?	Yes
Is secondary containment area/berms free of debris?	Yes
Are there any visible spills or leaks?	No
Temporary Leachate & Condensate Collection, Storage, & Conveyance	
Are tanks provided with secondary containment?	Yes
Is secondary containment area/berms free of debris?	Yes
Are there any visible spills or leaks?	No
Spill Response Kits	
Are any spill kits missing or relocated from the maintenance shop?	No
Are any spill kits missing supplies or in poor condition at the maintenance shop (e.g. lids broken, full of water, mildew, or staining?)	No
Tracking Industrial Vehicle Entry/Exit Points	
Any off-site tracking of sediment or dirt?	No
Geomembrane Cover and North and West perimeter Road	

Is stormwater properly diverted around reaction area?	Yes
Are there any visible signs of leachate seep(s), and if so, did you immediately inform your supervisor and contain the seep?	No
Are soil dams/berms and other best management practices in place or available to prevent any leachate from reaching the south detention basin?	Yes
Are there any visible signs of residual leachate seeps in the concrete channel which should be pressure washed and cleaned?	No
Are there any visible signs of damage to the geomembrane cover (tears, punctures, etc.) and if so, did you immediately inform your supervisor?	No

Bulk Fuel and Oil Tanks	
Is the containment structure free of: water, debris, holes, cracks, fire hazards, liner degradation, corrosion, leakage, or paint failure? Is there water in the primary tank? Are containment drain valves operable and in the closed position (exercise valves)? Are there visible signs of leakage on the tank, interstice, or from the tank into the containment or surrounding soil? Does the exterior of the tank show signs of coating failure, distortions, buckling, denting, or bulging? Are pathways and entry to and from the tank clear and are gates/doors operable?	
Diesel Fuel 8,000 gal	OK
AST 1: 750 gal Used Oil	OK
AST 2: 500 gal Transmission Oil	OK
AST 3: 500 gal Engine/Hydraulic Oil	OK
AST 4: 300 gal Drive Train Fluid	OK
AST 5: 200 gal Used Antifreeze	OK
Drums within bermed containment area north of equipment maintenance facility building	OK
MS-1: 100 gal Gasoline Flatbed truck	OK
MS-3: 300 gallon DEF	OK
MR-1: 1,750 gal Diesel	OK
MR-3: 200 gal Engine/Hydraulic Oil	OK
MR-4: 100 gal 30W Oil	OK
MR-5: 100 gal 50W Oil	OK
MR-6: 200 gal Transmission/Hydraulic Oil	OK
MR-8: 55 gal Grease- Lube truck	OK
Do container supports and foundations show signs of damage, corrosion, paint failure, or significant settlement? Does water drain away from container/tank? Are grounding straps secure and in good condition? Do ladders or platform structures show signs of severe corrosion or damage? Does the ground around the container show signs of oil leaks? Does the concrete pad or ring wall show signs of cracking of spalling?	

Diesel Fuel 8,000 gal	OK
AST 1: 750 gal Used Oil	OK
AST 2: 500 gal Transmission	OK
AST 3: 500 gal Engine/Hydraulic Oil	OK
AST 4: 300 gal Drive Train Fluid	OK
AST 5: 200 gal Used Antifreeze	OK
Drums within bermed containment area north of equipment maintenance facility building	OK
MS-1: 100 gal Gasoline- Flatbed truck	OK
MS-3: 300 gallon DEF	OK
MR-1: 1,750 gal Diesel	OK
MR-3: 200 gal Engine/Hydraulic Oil	OK
MR-4: 100 gal 30W Oil	OK
MR-5: 100 gal 50W Oil	OK
MR-6: 200 gal Transmission/Hydraulic Oil	OK
MR-8: 55 gal Grease- Lube Truck	OK

Exercise valves, as appropriate, checking for proper operation; including shear valve (follow manufacturer's instructions). Are vent components unobstructed? Are valves free of leaks, corrosion, and damage? Tank drain valves must be kept locked. Are spill containment boxes on fill pipes free of debris, water, and residue? Are spill containment boxes installed properly on tank? Are drain valves on spill containment boxes closed? Is liquid level equipment showing signs of physical damage, and is the device easily readable and functioning properly? Are all piping connections free of leaks, corrosion, and damage?

Diesel Fuel 8,000 gal	OK
AST 1: 750 gal Used Oil	OK
AST 2: 500 gal Transmission Oil	OK
AST 3: 500 gal Engine/Hydraulic Oil	OK

AST 4: 300 gal Drive Train Fluid	OK
AST 5: 200 gal Used Antifreeze	OK
Drums within bermed containment area north of equipment maintenance facility building	OK
MS-1: 100 gal Gasoline	OK
MS-3: 300 gallon DEF	OK
MR-1: 1,750 gal Diesel	OK
MR-3: 200 gal Engine/Hydraulic Oil	OK
MR-4: 100 gal 30W Oil	OK
MR-5: 100 gal 50W Oil	OK
MR-6: 200 gal Transmission/Hydraulic Oil	OK
MR-8: 55 gal Grease- Lube Truck	OK

Corrective Action and SWPPP/SPCC Plan Modification Descriptions

1 / 1 (100%)

Provide brief explanation

Inspector Certification: This section must be completed by the person who conducted the inspection. "I certify that this report is true, accurate, and complete, to the best of my knowledge and belief"



John Boucher
15 Apr 2026 3:23 PM PDT

Check this box to notify Authorized Representative that inspection is completed and awaiting signature. ☑

Authorized Representative Certification: This section must be completed by an authorized representative of the Facility (e.g. District Manager or Site Manager). "I certify that I have reviewed this report and that it is true, accurate, and complete, to the best of my knowledge and belief"

4050 Monthly Dry SWPPP and SPCC Plan Visual Observation Form

27 May 2026 / John Boucher

Complete

Score	1 / 1 (100%)	Flagged items	2	Actions	2

Site conducted	Marked as ‘my site is not listed here’
Conducted on	27 May 2026 2:06 AM PDT
Inspector Name	John Boucher
Inspector Title	Operations specialist
Weather Conditions	Cloudy

Flagged items & Actions

2 flagged, 2 actions

Flagged items

2 flagged, 2 actions

Untitled Page / All Operations

Are loose absorbents deployed over spills cleaned up after each use and disposed of properly?

No

To do | Assignee: John Boucher | Priority: Low | Due: 4 Jun 2026 7:07 AM PDT | Created by: John Boucher

East basin has absorbent that needs to be cleaned

Untitled Page / Erosion and Sediment

Are slope protection measures applied?

No

To do | Assignee: John Boucher | Priority: Low | Due: 4 Jun 2026 7:08 AM PDT | Created by: John Boucher

Slope above tank farm 10 need erosion protection

Other actions

0 actions

Untitled Page	2 flagged, 2 actions
East Sampling	
Unauthorized nonstormwater discharges? (Yes or No)	No
Authorized nonstormwater discharges? (Yes or No)	No
South Sampling	
Unauthorized nonstormwater discharges? (Yes or No)	No
Authorized nonstormwater discharges? (Yes or No)	No
All Operations	1 flagged, 1 action
Is equipment serviced outside of maintenance area or on the active face minimized during wet weather?	Yes
Are paved areas of the facility vacuum swept weekly?	Yes
Are loose absorbents deployed over spills cleaned up after each use and disposed of properly?	No

To do | Assignee: John Boucher | Priority: Low | Due: 4 Jun 2026 7:07 AM PDT | Created by: John Boucher

East basin has absorbent that needs to be cleaned

Erosion and Sediment	1 flagged, 1 action
Is stormwater properly diverted around active fill area and soil stockpile?	Yes
Is a stormwater conveyance system to divert runoff around material storage areas and convey runoff installed and maintained?	Yes
Are sediment and retention basins properly maintained?	Yes
Are slope protection measures applied?	No

To do | Assignee: John Boucher | Priority: Low | Due: 4 Jun 2026 7:08 AM PDT | Created by: John Boucher

Slope above tank farm 10 need erosion protection

Are energy dissipating devices installed to slow the velocity of storm water drainage and prevent erosion?	Yes

Recycling Storage	
Are outdoor recyclable materials covered 48 hours ahead of likely storm events forecast at 50 percent or greater probability at the facility?	Yes
Trash Disposal	
Do all garbage containers in use have a lid closed or tarp placed?	Yes
E-waste Storage Area	
Is all E-waste under cover?	N/A
Are materials stored in appropriately segregated and covered containers in an area that is away from traffic flow?	N/A
Household Hazardous Waste Collection	
Are all Household Hazardous Waste materials under cover?	N/A
Are materials stored in appropriately segregated and covered containers in an area away from traffic flow and on secondary containment?	N/A
Do any storage containers display evidence of leakage?	N/A
Leachate & Condensate Collection, Storage, & Conveyance	
Are tanks provided with secondary containment?	Yes
Is secondary containment area/berms free of debris?	Yes
Are there any visible spills or leaks?	No
Temporary Leachate & Condensate Collection, Storage, & Conveyance	
Are tanks provided with secondary containment?	Yes
Is secondary containment area/berms free of debris?	Yes
Are there any visible spills or leaks?	No
Spill Response Kits	
Are any spill kits missing or relocated from the maintenance shop?	No

Are any spill kits missing supplies or in poor condition at the maintenance shop (e.g. lids broken, full of water, mildew, or staining?)	No
Tracking Industrial Vehicle Entry/Exit Points	
Any off-site tracking of sediment or dirt?	No
Geomembrane Cover and North and West perimeter Road	
Is stormwater properly diverted around reaction area?	Yes
Are there any visible signs of leachate seep(s), and if so, did you immediately inform your supervisor and contain the seep?	No
Are soil dams/berms and other best management practices in place or available to prevent any leachate from reaching the south detention basin?	Yes
Are there any visible signs of residual leachate seeps in the concrete channel which should be pressure washed and cleaned?	No
Are there any visible signs of damage to the geomembrane cover (tears, punctures, etc.) and if so, did you immediately inform your supervisor?	Yes
Have been sealed and awaiting permanent repairs	

Bulk Fuel and Oil Tanks	
Is the containment structure free of: water, debris, holes, cracks, fire hazards, liner degradation, corrosion, leakage, or paint failure? Is there water in the primary tank? Are containment drain valves operable and in the closed position (exercise valves)? Are there visible signs of leakage on the tank, interstice, or from the tank into the containment or surrounding soil? Does the exterior of the tank show signs of coating failure, distortions, buckling, denting, or bulging? Are pathways and entry to and from the tank clear and are gates/doors operable?	
Diesel Fuel 8,000 gal	OK
AST 1: 750 gal Used Oil	OK
AST 2: 500 gal Transmission Oil Liquid build up in containment	Needs Attention
AST 3: 500 gal Engine/Hydraulic Oil Liquid build up in containment	Needs Attention
AST 4: 300 gal Drive Train Fluid	OK
AST 5: 200 gal Used Antifreeze	OK
Drums within bermed containment area north of equipment maintenance facility building	OK
MS-1: 100 gal Gasoline Flatbed truck	OK
MS-3: 300 gallon DEF	OK
MR-1: 1,750 gal Diesel	OK
MR-3: 200 gal Engine/Hydraulic Oil	OK
MR-4: 100 gal 30W Oil	OK
MR-5: 100 gal 50W Oil	OK
MR-6: 200 gal Transmission/Hydraulic Oil	OK
MR-8: 55 gal Grease- Lube truck	OK
Do container supports and foundations show signs of damage, corrosion, paint failure, or significant settlement? Does water drain away from container/tank? Are grounding straps secure	

and in good condition? Do ladders or platform structures show signs of severe corrosion or damage? Does the ground around the container show signs of oil leaks? Does the concrete pad or ring wall show signs of cracking of spalling?	
Diesel Fuel 8,000 gal	OK
AST 1: 750 gal Used Oil	OK
AST 2: 500 gal Transmission	OK
AST 3: 500 gal Engine/Hydraulic Oil	OK
AST 4: 300 gal Drive Train Fluid	OK
AST 5: 200 gal Used Antifreeze	OK
Drums within bermed containment area north of equipment maintenance facility building	OK
MS-1: 100 gal Gasoline- Flatbed truck	OK
MS-3: 300 gallon DEF	OK
MR-1: 1,750 gal Diesel	OK
MR-3: 200 gal Engine/Hydraulic Oil	OK
MR-4: 100 gal 30W Oil	OK
MR-5: 100 gal 50W Oil	OK
MR-6: 200 gal Transmission/Hydraulic Oil	OK
MR-8: 55 gal Grease- Lube Truck	OK
Exercise valves, as appropriate, checking for proper operation; including shear valve (follow manufacturer's instructions). Are vent components unobstructed? Are valves free of leaks, corrosion, and damage? Tank drain valves must be kept locked. Are spill containment boxes on fill pipes free of debris, water, and residue? Are spill containment boxes installed properly on tank? Are drain valves on spill containment boxes closed? Is liquid level equipment showing signs of physical damage, and is the device easily readable and functioning properly? Are all piping connections free of leaks, corrosion, and damage?	
Diesel Fuel 8,000 gal	OK
AST 1: 750 gal Used Oil	OK

AST 2: 500 gal Transmission Oil	Needs Attention
Leaking from valve	
AST 3: 500 gal Engine/Hydraulic Oil	Needs Attention
Leaking from valve	
AST 4: 300 gal Drive Train Fluid	OK
AST 5: 200 gal Used Antifreeze	OK
Drums within bermed containment area north of equipment maintenance facility building	OK
MS-1: 100 gal Gasoline	OK
MS-3: 300 gallon DEF	OK
MR-1: 1,750 gal Diesel	OK
MR-3: 200 gal Engine/Hydraulic Oil	OK
MR-4: 100 gal 30W Oil	OK
MR-5: 100 gal 50W Oil	OK
MR-6: 200 gal Transmission/Hydraulic Oil	OK
MR-8: 55 gal Grease- Lube Truck	OK

Corrective Action and SWPPP/SPCC Plan Modification Descriptions	1 / 1 (100%)
Provide brief explanation	500gal tanks need to be fixed and containment cleaned, slope above tank farm 10 needs erosion prevention

Inspector Certification: This section must be completed by the person who conducted the inspection. "I certify that this report is true, accurate, and complete, to the best of my knowledge and belief"



John Boucher
28 May 2026 7:14 AM PDT

Check this box to notify Authorized Representative that inspection is completed and awaiting signature. ☑

Authorized Representative Certification: This section must be completed by an authorized representative of the Facility (e.g. District Manager or Site Manager). "I certify that I have reviewed this report and that it is true, accurate, and complete, to the best of my knowledge and belief"

4050 Monthly Dry SWPPP and SPCC Plan Visual Observation Form

26 Jun 2026 / John Boucher

Complete

Score	1 / 1 (100%)	Flagged items	1	Actions	1

Site conducted	Marked as ‘my site is not listed here’
Conducted on	26 Jun 2026 7:40 AM PDT
Inspector Name	John Boucher
Inspector Title	Operations specialist
Weather Conditions	Sunny

Flagged items & Actions

1 flagged, 1 action

Flagged items

1 flagged, 1 action

Untitled Page / Erosion and Sediment

Is a stormwater conveyance system to divert runoff around material storage areas and convey runoff installed and maintained?

No

To do | Assignee: John Boucher | Priority: Low | Due: 3 Jul 2026 3:42 PM PDT | Created by: John Boucher

East side silt fencing needs to be repaired

Other actions

0 actions

Untitled Page	1 flagged, 1 action
East Sampling	
Unauthorized nonstormwater discharges? (Yes or No)	No
Authorized nonstormwater discharges? (Yes or No)	No
South Sampling	
Unauthorized nonstormwater discharges? (Yes or No)	No
Authorized nonstormwater discharges? (Yes or No)	No
All Operations	
Is equipment serviced outside of maintenance area or on the active face minimized during wet weather?	Yes
Are paved areas of the facility vacuum swept weekly?	Yes
As needed	
Are loose absorbents deployed over spills cleaned up after each use and disposed of properly?	Yes
Erosion and Sediment	1 flagged, 1 action
Is stormwater properly diverted around active fill area and soil stockpile?	Yes
Is a stormwater conveyance system to divert runoff around material storage areas and convey runoff installed and maintained?	No
To do | Assignee: John Boucher | Priority: Low | Due: 3 Jul 2026 3:42 PM PDT | Created by: John Boucher	
East side silt fencing needs to be repaired	
Are sediment and retention basins properly maintained?	Yes
Are slope protection measures applied?	Yes
Are energy dissipating devices installed to slow the velocity of storm water drainage and prevent erosion?	Yes
Recycling Storage	
Are outdoor recyclable materials covered 48 hours ahead of	Yes

likely storm events forecast at 50 percent or greater probability at the facility?	
Trash Disposal	
Do all garbage containers in use have a lid closed or tarp placed?	Yes
E-waste Storage Area	
Is all E-waste under cover?	N/A
Are materials stored in appropriately segregated and covered containers in an area that is away from traffic flow?	N/A
Household Hazardous Waste Collection	
Are all Household Hazardous Waste materials under cover?	N/A
Are materials stored in appropriately segregated and covered containers in an area away from traffic flow and on secondary containment?	N/A
Do any storage containers display evidence of leakage?	N/A
Leachate & Condensate Collection, Storage, & Conveyance	
Are tanks provided with secondary containment?	Yes
Is secondary containment area/berms free of debris?	Yes
Are there any visible spills or leaks?	No
Temporary Leachate & Condensate Collection, Storage, & Conveyance	
Are tanks provided with secondary containment?	Yes
Is secondary containment area/berms free of debris?	Yes
Are there any visible spills or leaks?	No
Spill Response Kits	
Are any spill kits missing or relocated from the maintenance shop?	No
Are any spill kits missing supplies or in poor condition at the maintenance shop (e.g. lids broken, full of water, mildew, or staining?)	No

Tracking Industrial Vehicle Entry/Exit Points	
Any off-site tracking of sediment or dirt?	No
Geomembrane Cover and North and West perimeter Road	
Is stormwater properly diverted around reaction area?	Yes
Are there any visible signs of leachate seep(s), and if so, did you immediately inform your supervisor and contain the seep?	No
Are soil dams/berms and other best management practices in place or available to prevent any leachate from reaching the south detention basin?	Yes
Are there any visible signs of residual leachate seeps in the concrete channel which should be pressure washed and cleaned?	No
Are there any visible signs of damage to the geomembrane cover (tears, punctures, etc.) and if so, did you immediately inform your supervisor?	No

Bulk Fuel and Oil Tanks	
Is the containment structure free of: water, debris, holes, cracks, fire hazards, liner degradation, corrosion, leakage, or paint failure? Is there water in the primary tank? Are containment drain valves operable and in the closed position (exercise valves)? Are there visible signs of leakage on the tank, interstice, or from the tank into the containment or surrounding soil? Does the exterior of the tank show signs of coating failure, distortions, buckling, denting, or bulging? Are pathways and entry to and from the tank clear and are gates/doors operable?	
Diesel Fuel 8,000 gal Containment area needs soil cleaned out	Needs Attention
AST 1: 750 gal Used Oil	OK
AST 2: 500 gal Transmission Oil Leaking from valve into containment	Needs Attention
AST 3: 500 gal Engine/Hydraulic Oil Leaking from valve into containment	Needs Attention
AST 4: 300 gal Drive Train Fluid	OK
AST 5: 200 gal Used Antifreeze	OK
Drums within bermed containment area north of equipment maintenance facility building	OK
MS-1: 100 gal Gasoline Flatbed truck	OK
MS-3: 300 gallon DEF	OK
MR-1: 1,750 gal Diesel	OK
MR-3: 200 gal Engine/Hydraulic Oil	OK
MR-4: 100 gal 30W Oil	OK
MR-5: 100 gal 50W Oil	OK
MR-6: 200 gal Transmission/Hydraulic Oil	OK
MR-8: 55 gal Grease- Lube truck	OK
Do container supports and foundations show signs of damage,	

corrosion, paint failure, or significant settlement? Does water drain away from container/tank? Are grounding straps secure and in good condition? Do ladders or platform structures show signs of severe corrosion or damage? Does the ground around the container show signs of oil leaks? Does the concrete pad or ring wall show signs of cracking of spalling?	
Diesel Fuel 8,000 gal	OK
AST 1: 750 gal Used Oil	OK
AST 2: 500 gal Transmission	Needs Attention
Secondary containment needs to be cleaned	
AST 3: 500 gal Engine/Hydraulic Oil	Needs Attention
Secondary containment needs to be cleaned	
AST 4: 300 gal Drive Train Fluid	OK
AST 5: 200 gal Used Antifreeze	OK
Drums within bermed containment area north of equipment maintenance facility building	OK
MS-1: 100 gal Gasoline- Flatbed truck	
MS-3: 300 gallon DEF	
MR-1: 1,750 gal Diesel	
MR-3: 200 gal Engine/Hydraulic Oil	
MR-4: 100 gal 30W Oil	
MR-5: 100 gal 50W Oil	
MR-6: 200 gal Transmission/Hydraulic Oil	
MR-8: 55 gal Grease- Lube Truck	
Exercise valves, as appropriate, checking for proper operation; including shear valve (follow manufacturer's instructions). Are vent components unobstructed? Are valves free of leaks, corrosion, and damage? Tank drain valves must be kept locked. Are spill containment boxes on fill pipes free of debris, water, and residue? Are spill containment boxes installed properly on tank? Are drain valves on spill containment boxes closed? Is liquid level equipment showing signs of physical damage, and is the device easily readable and functioning properly? Are all piping connections free of leaks, corrosion, and damage?	

Diesel Fuel 8,000 gal	OK
AST 1: 750 gal Used Oil	OK
AST 2: 500 gal Transmission Oil	Needs Attention
Leaking from valve into containment	
AST 3: 500 gal Engine/Hydraulic Oil	Needs Attention
Leaking from valve into containment	
AST 4: 300 gal Drive Train Fluid	OK
AST 5: 200 gal Used Antifreeze	OK
Drums within bermed containment area north of equipment maintenance facility building	OK
MS-1: 100 gal Gasoline	OK
MS-3: 300 gallon DEF	OK
MR-1: 1,750 gal Diesel	OK
MR-3: 200 gal Engine/Hydraulic Oil	OK
MR-4: 100 gal 30W Oil	OK
MR-5: 100 gal 50W Oil	OK
MR-6: 200 gal Transmission/Hydraulic Oil	OK
MR-8: 55 gal Grease- Lube Truck	OK

Corrective Action and SWPPP/SPCC Plan Modification Descriptions

1 / 1 (100%)

Provide brief explanation

Inspector Certification: This section must be completed by the person who conducted the inspection. "I certify that this report is true, accurate, and complete, to the best of my knowledge and belief"



John Boucher
26 Jun 2026 3:54 PM PDT

Check this box to notify Authorized Representative that inspection is completed and awaiting signature. ☑

Authorized Representative Certification: This section must be completed by an authorized representative of the Facility (e.g. District Manager or Site Manager). "I certify that I have reviewed this report and that it is true, accurate, and complete, to the best of my knowledge and belief"

APPENDIX I

WASTE DISPOSAL REPORT

CHIQUITA CANYON
a Waste Connections company

April 15, 2026

Mr. Enrique Casas
California Regional Water Quality Control Board
320 West 4th Street
Los Angeles, California 90013

Subject: **First Quarter 2026 Solid Waste Disposal Report**
Chiquita Canyon Landfill (File No. 67-20)
Los Angeles County, California

Dear Mr. Casas:

This is the First Quarter 2026 Solid Waste Disposal Report for the Chiquita Canyon Landfill. This report is required by Monitoring and Reporting Program No. CI-6231 dated December 13, 2018, and Waste Discharge Requirements Order No. R4-2018-0172 File No. 67-020 adopted December 13, 2018. This report covers the period from January, February and March 2026.

A point-by-point discussion of reporting requirements follows:

1. The reports to the Regional Board shall include a map of the site, and shall indicate the area(s) where disposal is taking place or will begin. This map shall be updated quarterly and summarized and submitted with the annual report due February 15 of each year. If a new area is landfilled, it shall be identified in the corresponding quarterly report.

As the Water Board is aware, CCL closed the Chiquita Canyon Landfill to the acceptance of waste effective January 1, 2025. CCL does not receive any waste or beneficial reuse materials, but does continue to dispose of a small quantity of internally generated waste. Enclosed, as Attachment 1 is a drawing showing the locations where CCL disposed of the internally generated waste during the First Quarter 2026.

2. A tabular list of the estimated average monthly quantities and types of materials deposited each month.

As discussed above, the Landfill is now closed to the acceptance of waste.

3. An estimate of remaining capacity (in cubic yards and tons), and the remaining life of the site in years and months.

As discussed above, the Landfill is now closed to the acceptance of waste.

4. A certification that all wastes deposited were deposited in compliance with the Board's requirements, and that no waste was deposited outside the boundaries of the waste management facility as specified in the Board requirements.

During the reporting period, the site was operated in compliance with the Board's requirements and no wastes were deposited outside the boundary of the waste management unit.

5. A description of the location and an estimate of the seepage rate or flow of all known seeps and springs at the site.

No water seeps or springs were discovered during visual monitoring of the landfill conducted in January, February and March 2026.

6. The estimated amount of water used at the waste management area for landscape irrigation, compaction, dust control, etc. (If a source other than potable waste is used, the sources and amounts of water from each source shall also be reported).

During the reporting period, approximately 4,012,596 gallons of water were used for dust control, irrigation, and site operation construction. Water was obtained from Newhall Land and Farming Company from an irrigation line located south of the site near Highway 126.

7. Quantities of liquid pumped from the leachate monitoring sumps and/or extraction wells, including dates of removal, and the ultimate disposition (dust control, returned to landfill, disposal). If no liquid was detected or pumped during the reporting period, a statement to that effect shall be submitted.

Information on quantities of leachate pumped and disposed during the reporting period is enclosed as Attachment 3.

8. The discharger shall report all unacceptable (to this site) wastes inadvertently received at this site and their disposition. The following details shall be included:

a. **The source (if known), including the hauler, of the unacceptable wastes and date received and/or discovered.**
b. **Identification of waste (if known) and the amount of waste.**
c. **The name and address of the hauler who removed the waste from the site.**
d. **The ultimate point of disposal for the waste.**
e. **The discharger's actions to prevent recurrence of the attempted depositing of unacceptable wastes by this source or individual (if applicable). If no unacceptable wastes were received (or discovered) during the month, the report shall so state.**

As discussed above, the Landfill is now closed to the acceptance of waste. Only a small amount of internally generated waste is disposed of at the Landfill, which does not include any unacceptable waste. All internal waste is checked before disposal.

If you should have any questions regarding this report, please do not hesitate to contact me at (661) 257-3655.

I declare under penalty of perjury that the foregoing is true and correct.

Executed on the 15th day of April 2026.

Please do not hesitate to contact me at with any questions regarding the above responses.

Sincerely,

CHIQUITA CANYON LANDFILL

Mark on behalf of Kevin Green

Kevin Green
District Manager

Chiquita Canyon Landfill

Attachments: Attachment 1 – Disposal Area Plan
Attachment 2 – Tonnage / Load Reports
Attachment 3 – Leachate Disposal

Attachment 1

Disposal Area Plan

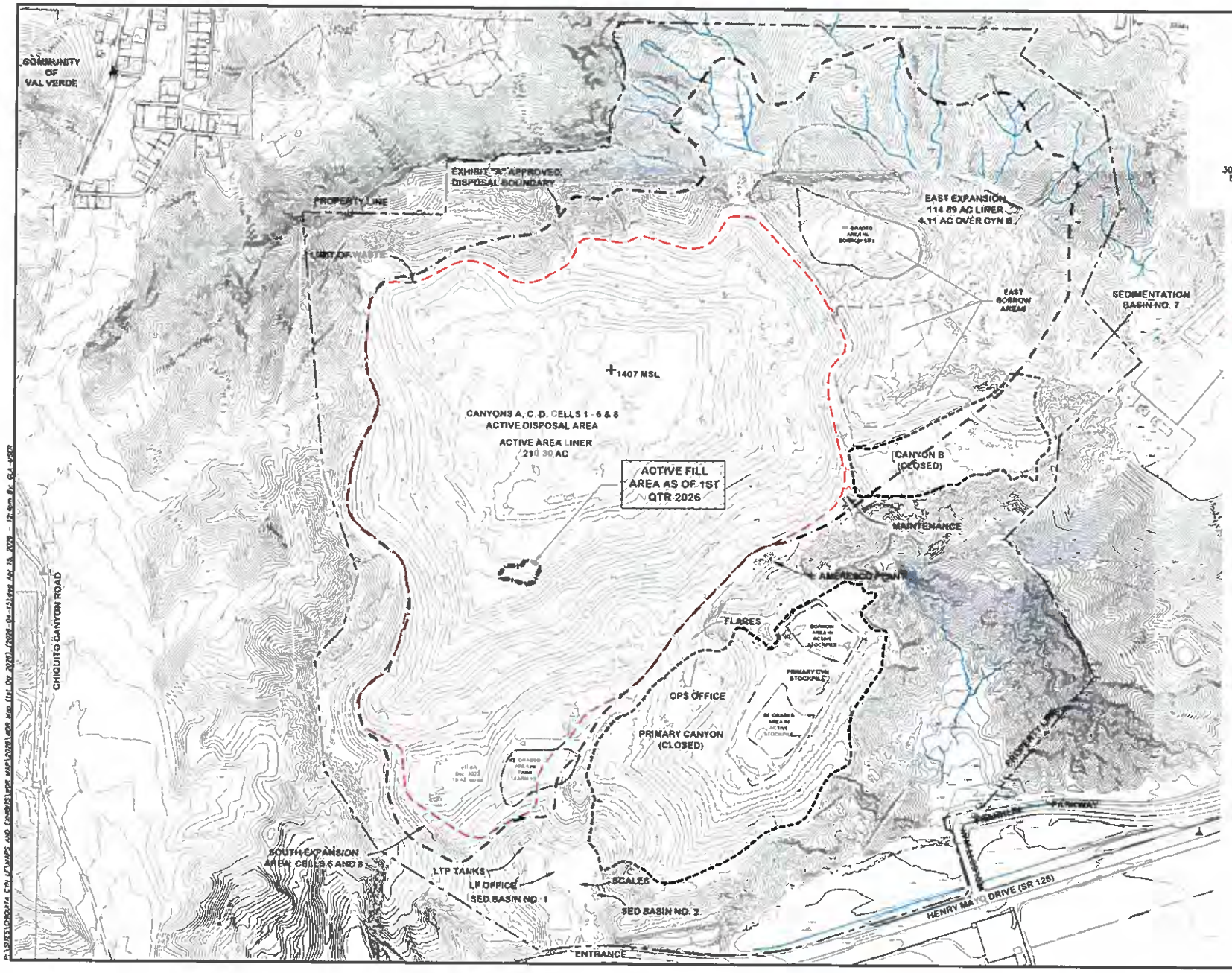

LEGEND

- PROPERTY BOUNDARY
- PERMITTED LIMIT OF WASTE
- LIMITS OF LINER
- LIMIT OF CLOSED LANDFILL
- LIMIT OF WASTE
- STOCKPILE AND BORROW AREA LIMITS

PERMITTED DISPOSAL AREA

PRIMARY CANYON	55.00 AC
B CANYON (REMNANT)	6.84 AC
LINER AREA AS OF 2017	181.99 AC
EAST EXPANSION LINER	118.89 AC
EAST EXP FILL OVER CYN B	3.71 AC
SOUTH EXPANSION	34.92 AC
TOTAL	480.00 AC

ACREAGE CONSUMED

PRIMARY CANYON	55.00 AC
B CANYON (REMNANT)	6.84 AC
B CANYON (FUTURE OVERFILL)	3.71 AC
LINED AREAS (2017)	181.99 AC
CELL 8 LINER (2020)	12.29 AC
CELL 8A LINER (2022)	16.42 AC
TOTAL	277.15 AC

EXISTING TOPOGRAPHIC PLAN IS BASED ON MERGED FILES: MARCH 25, 2026 AERIAL DRONE SURVEY OF ACTIVE AREA BY THE LANDFILL OPERATOR; JANUARY 16, 2021 AERIAL SURVEY WITHIN PROPERTY LINE BY TETRA TECH CROMATIC TECHNOLOGIES AND APRIL 9, 2011 FOR THE SURROUNDING AREA BY CARTWRIGHT AERIAL SURVEY.

NO.	REVISION	DATE

SHEET TITLE: 2026 1ST QTR WDR MAP

PROJECT TITLE: CHIQUITA CANYON LANDFILL 29201 HENRY MAYO DRIVE CASTAIC, CALIFORNIA 91384

CLIENT: CHIQUITA CANYON LANDFILL

Geo-Logic ASSOCIATES
2777 E GUASTI RD ONTARIO, CA (909) 628-2282

PROJ. NO. 2013.0094 | DWN. BY: C. BARRETT | CHK. BY: L. PADILLA | CHK. BY: B. BARRETT | SCALE: 1" = 300'-0"

DATE: APRIL 15, 2026

SCALE: 1" = 300'-0"

1 of 1

Attachment 2

Tonnage / Load Reports

CHIQUITA CANYON LANDFILL - TONNAGE / LOAD REPORT FOR January 2026

DATE		Inbound Material																												Total Daily Inbound	
		Disposal										Diversion														Soil							
		Transfer Trailer Waste	Lds	Residential	Lds	Commercial	Lds	General Public	Lds	Trash Total	Lds	Weekly	Shredded Green Waste - Erosion Control	Lds	MRF Fines - Protective Cover	Lds	Shredded Green Waste - ADC	Lds	TASW - ADC	Lds	Rubble Concrete, Asphalt, Rock - Road Base & Erosion Control	Lds	C&D	Lds	Total, tons	Total, loads	Contaminated Soil - Various Uses	Lds	Clean Soil - Various Uses	Lds	Tons	Loads
	SUN									-	0																			-	0
	MON									-	0																			-	0
	TUE									-	0																			-	0
	WED									-	0																			-	0
1/1/2026	THU									-	0																			-	0
1/2/2026	FRI									-	0																			-	0
1/3/2026	SAT									-	0	0																		-	0
1/4/2026	SUN	---	---	---	---	---	---	---	---	---	---		---	---	---	---	---	---	---	---	---	---	---	---	---	---	---	---	---	---	---	---
1/5/2026	MON									-	0																			-	0
1/6/2026	TUE					22.73	2			22.73	2																			22.73	2
1/7/2026	WED									-	0																			-	0
1/8/2026	THU					55.15	5			55.15	5																			55.15	5
1/9/2026	FRI					62.79	6			62.79	6																			62.79	6
1/10/2026	SAT									-	0	141																		-	0
1/11/2026	SUN	---	---	---	---	---	---	---	---	---	---		---	---	---	---	---	---	---	---	---	---	---	---	---	---	---	---	---	---	---	---
1/12/2026	MON					6.93	1			6.93	1																			6.93	1
1/13/2026	TUE									-	0																			-	0
1/14/2026	WED					57.18	6			57.18	6																			57.18	6
1/15/2026	THU					24.39	2			24.39	2																			24.39	2
1/16/2026	FRI									-	0																			-	0
1/17/2026	SAT									-	0	89																		-	0
1/18/2026	SUN	---	---	---	---	---	---	---	---	---	---		---	---	---	---	---	---	---	---	---	---	---	---	---	---	---	---	---	---	---	---
1/19/2026	MON									-	0																			-	0
1/20/2026	TUE					0.92	1			0.92	1																			0.92	1
1/21/2026	WED									-	0																			-	0
1/22/2026	THU					1.82	1			1.82	1																			1.82	1
1/23/2026	FRI									-	0																			-	0
1/24/2026	SAT									-	0	3																		-	0
1/25/2026	SUN									---	---		---	---	---	---	---	---	---	---	---	---	---	---	---	---	---	---	---	---	---	---
1/26/2026	MON									-	0																			-	0
1/27/2026	TUE					3.66	1			3.66	1																			3.66	1
1/28/2026	WED					21.94	2			21.94	2																			21.94	2
1/29/2026	THU					36.84	3			36.84	3																			36.84	3
1/30/2026	FRI									-	0																			-	0
1/31/2026	SAT									-	0	62																		-	0
	SUN	---	---	---	---	---	---	---	---	---	---		---	---	---	---	---	---	---	---	---	---	---	---	---	---	---	---	---	---	---	---
	MON									-	0	0																			-	0
TOTAL		-	-	-	-	294.35	30	-	-	294.35	30		-	-	-	-	-	-	-	-	-	-	-	-	-	-	-	-	-	-	294.35	30

Monthly Totals	
Water Used for Dust Control & Irrigation, gallons	1,065,540
Disposal, tons	294
Diversion, tons	-
Soils, tons	-
Total	294

CHIQUITA CANYON LANDFILL - TONNAGE / LOAD REPORT FOR February 2026

DATE		Inbound Material: Disposal: Transfer Trailer Waste	Lds	Residential	Lds	Commercial	Lds	General Public	Lds	Trash Total	Lds	Weekly	Diversion: Shredded Green Waste - Erosion Control	Lds	MRF Fines - Protective Cover	Lds	Shredded Green Waste - ADC	Lds	TASW - ADC	Lds	Rubble Concrete, Asphalt, Rock - Road Base & Erosion Control	Lds	C&D	Lds	Total tons	Total loads	Soil: Contaminated Soil - Various Uses	Lds	Clean Soil - Various Uses	Lds	Total Daily Inbound: Tons	Loads
2/1/2026	SUN									-	0																				
2/2/2026	MON									-	0																				
2/3/2026	TUE					2.14	1			2.14	1																			2.14	1
2/4/2026	WED									-	0																			-	0
2/5/2026	THU					1.69	1			1.69	1																			1.69	1
2/6/2026	FRI					44.04	4			44.04	4																			44.04	4
2/7/2026	SAT									-	0	49																			-	0
2/8/2026	SUN	---	---	---	---	---	---	---	---	---	---		---	---	---	---	---	---	---	---	---	---	---	---	---	---	---	---	---	---	---	---
2/9/2026	MON					28.76	4			28.76	4																			28.76	4
2/10/2026	TUE					24.68	2			24.68	2																			24.68	2
2/11/2026	WED					1.46	1			1.46	1																			1.46	1
2/12/2026	THU					21.35	2			21.35	2																			21.35	2
2/13/2026	FRI					5.56	3			5.56	3																			5.56	3
2/14/2026	SAT									-	0	62																			-	0
2/15/2026	SUN	---	---	---	---	---	---	---	---	---	---		---	---	---	---	---	---	---	---	---	---	---	---	---	---	---	---	---	---	---	---
2/16/2026	MON					12.79	2			12.79	2																			12.79	2
2/17/2026	TUE					21.90	2			21.90	2																			21.90	2
2/18/2026	WED					11.08	1			11.08	1																			11.08	1
2/19/2026	THU									-	0																			-	0
2/20/2026	FRI					58.83	6			58.83	6																			58.83	6
2/21/2026	SAT									-	0	105																			-	0
2/22/2026	SUN	---	---	---	---	---	---	---	---	---	---		---	---	---	---	---	---	---	---	---	---	---	---	---	---	---	---	---	---	---	---
2/23/2026	MON					2.78	1			2.78	1																			2.78	1
2/24/2026	TUE					21.44	2			21.44	2																			21.44	2
2/25/2026	WED					43.60	4			43.60	4																			43.60	4
2/26/2026	THU									-	0																			-	0
2/27/2026	FRI									-	0																			-	0
2/28/2026	SAT									-	0	68																			-	0
	SUN	---	---	---	---	---	---	---	---	---	---		---	---	---	---	---	---	---	---	---	---	---	---	---	---	---	---	---	---	---	---
	MON									-	0																			-	0
	TUE									-	0																			-	0
	WED									-	0																			-	0
	THU									-	0																			-	0
	FRI									-	0																			-	0
	SAT									-	0	0																			-	0
	SUN	---	---	---	---	---	---	---	---	---	---		---	---	---	---	---	---	---	---	---	---	---	---	---	---	---	---	---	---	---	---
	MON									-	0	0																			-	0
TOTAL		-	-	-	-	303.00	36	-	-	303.00	36		-	-	-	-	-	-	-	-	-	-	-	-	-	-	-	-	-	-	303.00	36

Monthly Totals

Water Used for Dust Control & Irrigation, gallons	1,053,528
Disposal, tons	303
Diversion, tons	-
Soils, tons	-
Total	303

CHIQUITA CANYON LANDFILL - TONNAGE / LOAD REPORT FOR March 2026

DATE		Inbound Material																												Total Daily Inbound	
		Disposal											Diversion															Soil					
		Transfer Trailer Waste	Lds	Residential	Lds	Commercial	Lds	General Public	Lds	Trash Total	Lds	Weekly	Shredded Green Waste - Erosion Control	Lds	MRF Fines - Protective Cover	Lds	Shredded Green Waste - ADC	Lds	TASW - ADC	Lds	Rubble Concrete, Asphalt, Rock - Road Base & Erosion Control	Lds	CSD	Lds	Total Tons	Total Loads	Contaminated Soil - Various Uses	Lds	Clean Soil - Various Uses	Lds	Tons	Loads
3/1/2026	SUN									-	0													-	-					-	0
3/2/2026	MON					1.43	1			1.43	1													-	-					1.43	1
3/3/2026	TUE					11.49	1			11.49	1													-	-					11.49	1
3/4/2026	WED					10.30	1			10.30	1													-	-					10.30	1
3/5/2026	THU									-	0													-	-					-	0
3/6/2026	FRI									-	0													-	-					-	0
3/7/2026	SAT					18.30	2			18.30	2	42													-	-					18.30	2
3/8/2026	SUN	---	---	---	---	---	---	---	---	---	---		---	---	---	---	---	---	---	---	---	---	---	---	---	---	---	---	---	---	---	---
3/9/2026	MON									-	0													-	-					-	0
3/10/2026	TUE									-	0													-	-					-	0
3/11/2026	WED									-	0													-	-					-	0
3/12/2026	THU					4.15	2			4.15	2													-	-					4.15	2
3/13/2026	FRI									-	0													-	-					-	0
3/14/2026	SAT									-	0	4													-	-					-	0
3/15/2026	SUN	---	---	---	---	---	---	---	---	---	---		---	---	---	---	---	---	---	---	---	---	---	---	---	---	---	---	---	---	---	---
3/16/2026	MON					10.48	1			10.48	1													-	-					10.48	1
3/17/2026	TUE					2.35	1			2.35	1													-	-					2.35	1
3/18/2026	WED					8.05	1			8.05	1													-	-					8.05	1
3/19/2026	THU									-	0													-	-					-	0
3/20/2026	FRI									-	0													-	-					-	0
3/21/2026	SAT									-	0	21													-	-					-	0
3/22/2026	SUN	---	---	---	---	---	---	---	---	---	---		---	---	---	---	---	---	---	---	---	---	---	---	---	---	---	---	---	---	---	---
3/23/2026	MON					2.50	1			2.50	1													-	-					2.50	1
3/24/2026	TUE									-	0													-	-					-	0
3/25/2026	WED									-	0													-	-					-	0
3/26/2026	THU									-	0													-	-					-	0
3/27/2026	FRI					2.45	1			2.45	1													-	-					2.45	1
3/28/2026	SAT									-	0	5													-	-					-	0
3/29/2026	SUN	---	---	---	---	---	---	---	---	---	---		---	---	---	---	---	---	---	---	---	---	---	---	---	---	---	---	---	---	---	---
3/30/2026	MON									-	0													-	-					-	0
3/31/2026	TUE					10.32	1			10.32	1													-	-					10.32	1
	WED									-	0													-	-					-	0
	THU									-	0													-	-					-	0
	FRI									-	0													-	-					-	0
	SAT									-	0	10													-	-					-	0
	SUN	---	---	---	---	---	---	---	---	---	---		---	---	---	---	---	---	---	---	---	---	---	---	---	---	---	---	---	---	---	---
	MON									-	0	0													-	-					-	0
TOTAL		-	-	-	-	81.82	13	-	-	81.82	13		-	-	-	-	-	-	-	-	-	-	-	-	-	-	-	-	-	-	81.82	13

Monthly Totals

Water Used for Dust Control & Irrigation, gallons	1,893,528
Disposal, tons	82
Diversion, tons	-
Soils, tons	-
Total	82

Attachment 3

Leachate Disposal

2026

Service Date	Quantity (gallons) & Source		
	Leachate	Condensate	Disposal Manifest Number
January 2026			
January 1, 2026			-
January 2, 2026	284,341		CCL006043-M, CCL006042-M, RAD-208092, CCL006040-M, RAD-208093, CCL01206-A, CCL006041-M, CCL01207-A, CCL01199-A, CCL01208-A, CCL01214-A, CCL002742-X, CCL006026-M, CCL01215-A, CCL01202-A, CCL002677-X, CCL01209-A, RAD-208101, CCL006039-M, RAD-208102, CCL006027-M, CCL006024-M, RAD-208103, CCL01229-A, CCL01203-A, RAD-208104, CCL01205-A, CCL01204-A, CCL01230-A, CCL01231-A, CCL01232-A, CCL01236-A, CCL01255-A, CCL01252-A, CCL01237-A, CCL01251-A, CCL01250-A, CCL01249-A, CCL01248-A, CCL01247-A, CCL01246-A, CCL01245-A, CCL01244-A, 021312350FLE, 021302866FLE, 021312269FLE, 021312268FLE, 021312311FLE, 021312253FLE, 021312338FLE, 021312256FLE, 021312553FLE
January 3, 2026	88,146		CCL01235-A, CCL01234-A, CCL006032-M, CCL006029-M, CCL006034-M, CCL01233-A, CCL006033-M, RAD-208112, CCL006030-M, CCL006028-M, CCL006031-M, CCL006036-M, CCL01241-A, CCL01256-A, CCL01253-A, CCL01254-A
January 4, 2026	50,305		CCL01238-A, CCL002743-X, CCL01240-A, CCL006055-M, CCL002678-X, CCL01258-A, CCL01259-A, CCL01260-A, CCL01269-A
January 5, 2026	332,613		CCL01267-A, CCL01242-A, CCL01266-A, CCL01262-A, CCL01263-A, CCL01263-A, CCL01272-A, CCL006056-M, CCL01273-A, CCL006053-M, RAD-208110, CCL006052-M, CCL01274-A, CCL01276-A, CCL002679-X, RAD-208111, CCL006057-M, CCL01278-A, CCL01279-A, RAD-208106, RAD-208107, RAD-208108, CCL01268-A, CCL002680-X, CCL006037-M, CCL002682-X, CCL006058-M, CCL01282-A, CCL006038-M, CCL002681-X, CCL01288-A, CCL01287-A, CCL002859-X, CCL01290-A, CCL01280-A, CCL01243-A, CCL01291-A, CCL01303-A, CCL01305-A, CCL01306-A, CCL01307-A, CCL01308-A, CCL01309-A, CCL01310-A, CCL01312-A, CCL01313-A, CCL01311-A, CCL01304-A, CCL01302-A, CCL006061-M, CCL01289-A, CCL01281-A, CCL01275-A, RAD-208109, 021302917FLE, 021312427FLE, 021312424FLE, 021302916FLE, 021312234FLE, 021312522FLE
January 6, 2026	319,488		CCL006062-M, CCL01315-A, RAD-208105, CCL01314-A, CCL006063-M, RAD-208113, CCL01316-A, CCL01292-A, RAD-208114, CCL01293-A, RAD-208115, CCL01294-A, CCL01295-A, CCL006060-M, CCL01296-A, CCL01297-A, RAD-208116, CCL01298-A, CCL002860-X, RAD-208117, CCL006059-M, CCL01299-A, RAD-208122, CCL01300-A, CCL006064-M, CCL002861-X, CCL01317-A, CCL006065-M, CCL01318-A, CCL01301-A, CCL01319-A, RAD-208119, CCL006066-M, CCL002862-X, CCL002863-X, CCL002864-X, CCL01325-A, CCL01324-A, CCL002870-X, CCL01326-A, CCL01328-A, CCL01332-A, CCL01331-A, CCL01330-A, CCL01333-A, CCL01334-A, CCL006070-M, CCL01329-A, CCL01327-A, CCL01340-A, 021302975FLE, 021312428FLE, 021312584FLE, 021312552FLE, 021302974FLE, 021302973FLE, 021312551FLE
January 7, 2026	222,236		CCL01342-A, RAD-208120, RAD-208121, CCL01364-A, CCL01346-A, CCL002871-X, CCL002872-X, CCL01349-A, CCL006071-M, RAD-208123, CCL006072-M, CCL006073-M, CCL002873-X, CCL006080-M, CCL002874-X, RAD-208127, CCL002875-X, RAD-208125, CCL006067-M, CCL006068-M, CCL006069-M, CCL002954-X, CCL01352-A, CCL01353-A, CCL01362-A, CCL01361-A, RAD-208126, CCL01363-A, CCL01365-A, CCL01366-A, CCL01378-A, CCL01385-A, 021312429FLE, 021312416FLE, 021312419FLE, 021302976FLE, 021312418FLE, 021312456FLE, 021312554FLE, 021312417FLE
January 8, 2026	261,300		CCL006076-M, CCL006075-M, RAD-208124, RAD-208128, CCL002955-X, CCL01371-A, CCL01372-A, CCL002956-X, CCL01373-A, RAD-208129, CCL01374-A, RAD-208130, CCL01375-A, CCL006077-M, RAD-208131, CCL002957-X, CCL006078-M, CCL006087-M, CCL002958-X, CCL006079-M, RAD-208132, RAD-208133, RAD-208118, CCL006083-M, CCL006074-M, CCL002959-X, CCL01394-A, CCL01395-A, CCL01396-A, CCL01397-A, CCL01399-A, CCL01398-A, CCL01400-A, CCL006084-M, CCL01401-A, CCL01402-A, CCL01403-A, CCL01407-A, 021303042FLE, 021312559FLE, 021312520FLE, 021302965FLE, 021302964FLE, 021312555FLE, 021302997FLE, 021302963FLE, 021302962FLE

January 9, 2026	225,458		CCL01412-A, CCL01422-A, CCL01421-A, CCL01420-A, CCL002960-X, CCL002961-X, CCL002865-X, CCL006085-M, CCL006086-M, RAD-208134, CCL006088-M, CCL006089-M, CCL002866-X, CCL002867-X, CCL002868-X, RAD-208135, CCL006090-M, RAD-208139, CCL006081-M, CCL002869-X, CCL01429-A, CCL006082-M, RAD-208136, CCL002962-X, CCL01431-A, CCL01430-A, CCL01433-A, CCL01432-A, CCL01434-A, CCL01435-A, CCL01436-A, CCL01437-A, CCL01438-A, CCL01439-A, CCL01440-A, CCL006094-M, RAD-208137, CCL01449-A, 021302966FLE, 021312557FLE, 021312558FLE, 021302967FLE
January 10, 2026	77,360		CCL01448-A, CCL01451-A, CCL01452-A, CCL006095-M, CCL006096-M, CCL006091-M, CCL006092-M, CCL006093-M, RAD-208138, CCL006097-M, CCL006098-M, 021303041FLE, 021312128FLE, 021312556FLE
January 11, 2026	33,347		CCL01459-A, RAD-208140, CCL01461-A, CCL006102-M, CCL01462-A, CCL01463-A
January 12, 2026	298,150		RAD-208141, CCL01465-A, CCL01464-A, RAD-208142, CCL006103-M, CCL006104-M, CCL01467-A, CCL01466-A, RAD-208143, CCL01468-A, CCL01469-A, CCL01470-A, CCL002963-X, CCL01471-A, RAD-208144, RAD-208145, CCL002964-X, CCL01481-A, CCL01472-A, RAD-208146, CCL01482-A, CCL01473-A, CCL002965-X, CCL006108-M, RAD-208147, CCL002966-X, CCL01483-A, CCL006099-M, CCL006105-M, CCL01475-A, CCL006100-M, CCL01484-A, CCL006101-M, CCL01476-A, CCL01477-A, CCL01478-A, CCL01479-A, CCL01480-A, CCL01486-A, CCL01485-A, CCL01487-A, CCL01489-A, CCL01490-A, CCL01488-A, CCL01491-A, CCL01492-A, CCL01493-A, CCL006107-M, CCL01494-A, 021302897FLE, 021303043FLE, 021302867FLE, 021312430FLE, 021302899FLE
January 13, 2026	277,403		CCL01495-A, CCL01496-A, CCL01497-A, CCL01498-A, CCL01499-A, CCL01500-A, CCL006111-M, CCL006112-M, RAD-208148, CCL006113-M, CCL002967-X, RAD-208149, RAD-208152, RAD-208150, CCL002968-X, RAD-208153, RAD-208154, CCL002969-X, CCL006116-M, CCL006109-M, CCL002970-X, CCL006110-M, CCL006106-M, CCL01514-A, CCL01513-A, CCL01515-A, CCL01516-A, RAD-208151, CCL01517-A, CCL006119-M, CCL01518-A, CCL01520-A, CCL01519-A, CCL01505-A, CCL01521-A, CCL01522-A, CCL01523-A, CCL01535-A, CCL01524-A, CCL01525-A, CCL01526-A, CCL01527-A, 021312431FLE, 021303045FLE, 021312585FLE, 020750983FLE, 021312401FLE, 021312400FLE, 021312399FLE, 021312398FLE
January 14, 2026	258,797		CCL01528-A, CCL01529-A, CCL01530-A, RAD-208155, CCL006120-M, CCL006121-M, RAD-208156, RAD-208157, CCL002971-X, CCL002925-X, RAD-208159, RAD-208160, CCL006122-M, RAD-208161, RAD-208162, CCL006114-M, CCL006117-M, CCL002924-X, CCL006118-M, CCL002926-X, CCL01543-A, CCL01544-A, CCL01545-A, CCL01546-A, CCL01548-A, CCL01547-A, CCL006128-M, CCL01549-A, CCL01550-A, CCL01551-A, CCL01553-A, CCL01554-A, CCL01555-A, CCL01556-A, CCL01557-A, CCL01552-A, CCL01558-A, CCL01559-A, CCL006115-M, 021312405FLE, 021312404FLE, 021303044FLE, 021303058FLE, 021312497FLE, 021312432FLE, 021312402FLE, 021312403FLE
January 15, 2026	250,045		CCL01560-A, CCL006126-M, CCL01561-A, CCL006127-M, CCL01542-A, RAD-208158, RAD-208163, RAD-208164, RAD-208165, CCL006129-M, RAD-208166, CCL002927-X, CCL002928-X, RAD-208167, RAD-208168, CCL006130-M, CCL006123-M, CCL002929-X, CCL006124-M, CCL01574-A, CCL006125-M, CCL01568-A, CCL002930-X, CCL01569-A, CCL01575-A, CCL01576-A, CCL01577-A, CCL01578-A, CCL01579-A, CCL006131-M, CCL01580-A, CCL01582-A, CCL01581-A, CCL01584-A, CCL01583-A, CCL01585-A, CCL01601-A, CCL01586-A, CCL01603-A, 021303046FLE, 021312458FLE, 021312457FLE, 021312433FLE, 021312560FLE,
January 16, 2026	189,434		CCL01588-A, CCL01587-A, CCL01589-A, CCL006136-M, RAD-208169, RAD-208170, CCL006137-M, CCL006138-M, CCL002972-X, CCL002973-X, RAD-208171, CCL006140-M, RAD-208172, RAD-208173, RAD-208174, RAD-208175, CCL01608-A, CCL01600-A, CCL01609-A, CCL01610-A, CCL01611-A, CCL006143-M, CCL01612-A, CCL01613-A, CCL01614-A, CCL01616-A, CCL01615-A, 021312561FLE, 021302868FLE, 021312563FLE, 021312562FLE, 021303059FLE, CCL006132-M, CCL006134-M
January 17, 2026	50,383		CCL006146-M, CCL006147-M, CCL006149-M, CCL006141-M, CCL006135-M, CCL006142-M, CCL006148-M, CCL006145-M, 021312434FLE
January 18, 2026	71,460		CCL002979-X, CCL01643-A, CCL01644-A, CCL01642-A, CCL002974-X, CCL01628-A, RAD-208176, CCL01618-A, CCL006153-M, CCL01629-A, CCL01645-A, CCL01631-A, CCL01630-A
January 19, 2026	231,773		CCL01641-A, CCL01632-A, CCL01633-A, CCL01640-A, CCL01634-A, CCL01635-A, RAD-208177, CCL006154-M, RAD-208178, CCL006155-M, CCL002975-X, CCL006156-M, RAD-208179, RAD-208180, CCL006157-M, CCL006150-M, CCL002980-X, CCL006144-M, RAD-208181, CCL006151-M, CCL002976-X, CCL002978-X, CCL01657-A, CCL01658-A, CCL01659-A, CCL01660-A, CCL01662-A, CCL01664-A, CCL01663-A, CCL006160-M, CCL01665-A, CCL01661-A, CCL01682-A, CCL01681-A, CCL01680-A, CCL01678-A, CCL01679-A, 021312566FLE, 021312565FLE, 021312564FLE, 021312437FLE, 021312340FLE

January 20, 2026	199,765		RAD-208182, CCL01677-A, CCL006158-M, CCL006159-M, RAD-208183, CCL006161-M, RAD-208184, RAD-208185, CCL006152-M, RAD-208186, CCL006168-M, CCL002981-X, RAD-208187, CCL006162-M, CCL006163-M, CCL002982-X, RAD-208188, CCL002983-X, RAD-208189, CCL01688-A, CCL01687-A, CCL01691-A, CCL01692-A, CCL01689-A, CCL01690-A, CCL01694-A, CCL01695-A, CCL01699-A, CCL01696-A, CCL01698-A, CCL01697-A, CCL01693-A, 021312119FLE, 021312567FLE, 021303047FLE, 021302662FLE
January 21, 2026	236,578		CCL01700-A, CCL01701-A, RAD-208190, RAD-208191, RAD-208192, CCL002984-X, RAD-208193, CCL006166-M, CCL006167-M, CCL006169-M, RAD-208194, CCL006170-M, RAD-208195, CCL006171-M, CCL002985-X, CCL006172-M, CCL002986-X, RAD-208196, CCL006164-M, CCL006165-M, CCL002987-X, CCL01707-A, CCL01709-A, CCL01708-A, CCL01710-A, CCL01711-A, CCL01713-A, CCL01714-A, CCL006176-M, CCL01712-A, CCL01718-A, CCL01719-A, CCL01720-A, CCL01721-A, CCL01729-A, 021312436FLE, 021312344FLE, 021312568FLE, 021303048FLE, 021312569FLE, 021312233FLE, 021312570FLE, 021312438FLE
January 22, 2026	219,518		CCL006175-M, CCL006174-M, CCL01730-A, CCL01731-A, RAD-208197, CCL006178-M, RAD-208198, RAD-208199, CCL002988-X, CCL006179-M, RAD-208204, RAD-208205, CCL002989-X, CCL006185-M, CCL002990-X, CCL006186-M, CCL006173-M, RAD-208206, CCL002991-X, CCL01746-A, CCL01747-A, CCL006183-M, CCL01748-A, CCL006182-M, CCL01745-A, CCL01744-A, CCL01749-A, CCL01750-A, CCL01751-A, CCL01753-A, CCL01752-A, RAD-208203, 021312571FLE, 021303049FLE, 021312435FLE, 021312393FLE, 021312392FLE, 021312391FLE, 021312439FLE, 021312394FLE
January 23, 2026	192,953		CCL01754-A, CCL006181-M, CCL01755-A, CCL01756-A, CCL01757-A, CCL01758-A, RAD-208226, CCL002992-X, CCL006184-M, CCL002993-X, CCL006187-M, RAD-208200, CCL002994-X, CCL006188-M, CCL006199-M, CCL006180-M, RAD-208225, CCL01774-A, RAD-208201, CCL01775-A, CCL01776-A, RAD-208202, CCL01777-A, CCL01778-A, CCL01779-A, CCL01780-A, CCL006189-M, CCL01781-A, CCL01782-A, CCL01783-A, CCL01784-A, CCL01766-A, 021312460FLE, 021303067FLE, 021312396FLE, 021312395FLE
January 24, 2026	86,859		CCL006190-M, CCL01785-A, CCL01786-A, RAD-208207, CCL006191-M, CCL01788-A, CCL01789-A, CCL006192-M, CCL006193-M, CCL006195-M, RAD-208228, CCL006196-M, CCL006197-M, 021312441FLE, 021303050FLE, 021303051FLE
January 25, 2026	61,194		CCL01797-A, CCL003005-X, CCL003006-X, CCL01798-A, CCL01799-A, RAD-208227, CCL006201-M, CCL006200-M, CCL01801-A, CCL01802-A, CCL01803-A, CCL01800-A
January 26, 2026	269,570		CCL01804-A, RAD-208205, CCL006198-M, CCL01805-A, CCL01806-A, CCL01807-A, CCL01808-A, RAD-208209, CCL01809-A, CCL006202-M, CCL01810-A, CCL006203-M, CCL006204-M, CCL01811-A, CCL01812-A, CCL01813-A, RAD-208210, CCL01814-A, CCL006205-M, RAD-208211, CCL01824-A, RAD-208212, CCL01815-A, CCL01817-A, CCL006206-M, CCL003007-X, RAD-208213, CCL003022-X, CCL01821-A, CCL01820-A, CCL003021-X, CCL003008-X, CCL01822-A, CCL01823-A, CCL01827-A, CCL01828-A, CCL006209-M, CCL01829-A, CCL01830-A, CCL01831-A, CCL01832-A, CCL01833-A, 021312407FLE, 021312442FLE, 021303052FLE, 021312440FLE, 021312459FLE, 021312406FLE, 021303053FLE
January 27, 2026	259,322		CCL01835-A, CCL01834-A, CCL006207-M, CCL01835-A, CCL01836-A, CCL01837-A, CCL01839-A, CCL01838-A, CCL006210-M, CCL01840-A, CCL006211-M, RAD-208214, CCL01841-A, RAD-208215, CCL01842-A, CCL006212-M, RAD-208216, CCL006213-M, RAD-208217, RAD-208232, CCL006214-M, CCL003009-X, RAD-208218, RAD-208233, CCL003012-X, CCL006208-M, CCL01854-A, CCL003010-X, CCL01853-A, CCL003011-X, CCL01856-A, CCL01855-A, CCL01857-A, CCL01867-A, CCL01859-A, CCL01860-A, CCL01861-A, CCL01862-A, CCL01863-A, CCL01864-A, 021312408FLE, 020750889FLE, 021312411FLE, 021303054FLE, 021303060FLE, 021312397FLE, 021312410FLE, 021312461FLE
January 28, 2026	181,514		CCL01865-A, CCL01866-A, RAD-208220, CCL01868-A, CCL006218-M, RAD-208219, RAD-208221, RAD-208222, RAD-208223, CCL006219-M, CCL006220-M, CCL006221-M, CCL006222-M, RAD-208224, CCL003013-X, RAD-208231, CCL003014-X, CCL01884-A, CCL003015-X, CCL01885-A, CCL003016-X, CCL01886-A, CCL006225-M, CCL01887-A, 021312498FLE, 021312574FLE, 021302663FLE, 021312409FLE, 021312412FLE, 021312413FLE, 021312414FLE, 021302901FLE, 021312462FLE
January 29, 2026	184,536		021312463FLE, CCL006216-M, RAD-208239, CCL006223-M, CCL006215-M, CCL006231-M, RAD-208240, RAD-208241, CCL003017-X, CCL006226-M, RAD-208229, CCL006232-M, RAD-208230, CCL003018-X, CCL006233-M, RAD-208234, CCL006234-M, CCL003019-X, RAD-208235, CCL003020-X, CCL006224-M, CCL006217-M, CCL006228-M, RAD-208236, 021312443FLE, 021312573FLE, 021312421FLE, 021312343FLE, 021302900FLE, 021312415FLE, 021303061FLE, 021312420FLE, 021312572FLE

			CCL01923-A, CCL01924-A, CCL01925-A, CCL006237-M, CCL01931-A, CCL01927-A, CCL006238-M, CCL003023-X, CCL006240-M, CCL003024-X, CCL006239-M, CCL01944-A, CCL01945-A, CCL01946-A, CCL01947-A, CCL01949-A, CCL01948-A, CCL01950-A, CCL006245-M, CCL01951-A, CCL01952-A, CCL006227-M, CCL006235-M, CCL006236-M, CCL006229-M, 021303055FLE, 021302902FLE, 021302898FLE, 021312575FLE, 021312576FLE, 021312464FLE, 021302903FLE
January 30, 2026	168,258		
January 31, 2026	77,055		CCL01953-A, CCL01954-A, CCL01955-A, CCL01956-A, CCL006246-M, CCL006241-M, CCL01957-A, CCL006247-M, CCL01958-A, CCL006244-M, CCL006242-M, CCL006243-M, CCL006248-M, 021312444FLE
January 2026 Total	**5,659,161**	-	
February 2026			
February 1, 2026	82,045		CCL01973-A, CCL01972-A, CCL006250-M, CCL003030-X, RAD-208252, CCL003025-X, CCL01966-A, CCL01974-A, CCL01975-A, CCL01976-A, CCL01977-A, CCL01978-A, CCL01990-A, CCL01979-A, CCL01980-A
February 2, 2026	224,664		CCL01981-A, RAD-208246, CCL01982-A, CCL01983-A, CCL006252-M, CCL01984-A, RAD-208247, RAD-208248, CCL006249-M, CCL006256-M, CCL01985-A, CCL01986-A, CCL01987-A, CCL006251-M, CCL003028-X, CCL003029-X, CCL006261-M, CCL006257-M, CCL006262-M, CCL003026-X, CCL003027-X, CCL01994-A, CCL01995-A, CCL01996-A, CCL01997-A, CCL006265-M, CCL01998-A, CCL02018-A, CCL02019-A, CCL02020-A, CCL01999-A, CCL02000-A, CCL02001-A, 021312422FLE, 021302905FLE, 021312586FLE, 021303056FLE, 021312341FLE, 021312445FLE, 021302904FLE, 021312577FLE
February 3, 2026	255,370		CCL006259-M, CCL02002-A, CCL006260-M, CCL02003-A, CCL02004-A, CCL02005-A, CCL006258-M, CCL02006-A, CCL02007-A, CCL006266-M, CCL02008-A, CCL006253-M, CCL02009-A, CCL006254-M, CCL02010-A, CCL02011-A, CCL02012-A, CCL003032-X, CCL02029-A, CCL003033-X, CCL02013-A, CCL02014-A, CCL006255-M, CCL003034-X, CCL003035-X, CCL02025-A, CCL02026-A, CCL02028-A, CCL02027-A, CCL006267-M, CCL02030-A, CCL02031-A, CCL02032-A, CCL02033-A, CCL02034-A, CCL02035-A, RAD-208254, CCL01992-A, 021312447FLE, 021312446FLE, 021302919FLE, 021312423FLE, 021302920FLE, 021312519FLE, 021303062FLE, 021302918FLE, 021312523FLE, CCL006264-M, CCL006263-M
February 4, 2026	220,542		CCL02036-A, CCL02037-A, CCL02038-A, RAD-208262, CCL02039-A, CCL02040-A, CCL02041-A, CCL02042-A, RAD-208264, CCL02043-A, CCL006268-M, CCL02044-A, CCL006269-M, CCL006270-M, CCL02045-A, CCL02046-A, CCL02047-A, CCL02052-A, CCL003036-X, CCL02048-A, CCL003037-X, RAD-208265, CCL02049-A, RAD-208266, RAD-208267, CCL006271-M, CCL003031-X, CCL006273-M, CCL003038-X, CCL02059-A, CCL02061-A, CCL02060-A, CCL02062-A, 021302921FLE, 021302665FLE, 021302922FLE, 021312465FLE, 021302923FLE, 021302924FLE, 021312580FLE
February 5, 2026	214,970		CCL02063-A, CCL02058-A, CCL02064-A, CCL02065-A, CCL02066-A, CCL02067-A, CCL02068-A, CCL006282-M, CCL006274-M, CCL006275-M, RAD-208269, RAD-208268, CCL02069-A, CCL006276-M, CCL003039-X, CCL006277-M, CCL003040-X, RAD-208276, RAD-208277, RAD-208278, RAD-208279, CCL003041-X, CCL006272-M, CCL006278-M, CCL003042-X, RAD-208280, CCL006281-M, CCL003043-X, CCL003044-X, CCL006283-M, 021312449FLE, 021312578FLE, 021312579FLE, 021302929FLE, 021302926FLE, 021312588FLE, 021302925FLE, 021312448FLE
February 6, 2026	176,682		CCL006280-M, CCL006284-M, CCL006285-M, CCL003045-X, CCL006286-M, CCL006287-M, CCL003047-X, CCL006288-M, CCL003048-X, CCL006279-M, CCL003049-X, CCL02090-A, CCL02091-A, CCL02092-A, CCL003046-X, CCL02093-A, RAD-208284, RAD-208285, RAD-208286, RAD-208287, RAD-208288, CCL006291-M, CCL006290-M, RAD-208289, CCL02096-A, 021312525FLE, 021302927FLE, 021312466FLE, 021303057FLE, 021303063FLE, 021312450FLE, 021302928FLE, CCL02094-A
February 7, 2026	56,690		RAD-208290, CCL006292-M, CCL006293-M, CCL006294-M, RAD-208291, CCL006295-M, RAD-208292, CCL006296-M, CCL006297-M, RAD-208293
February 8, 2026	22,835		RAD-208294, RAD-208270, RAD-208271, CCL006298-M
February 9, 2026	214,203		CCL003050-X, CCL003051-X, CCL006299-M, CCL006305-M, CCL003052-X, CCL006300-M, CCL006301-M, CCL003057-X, CCL006302-M, CCL02107-A, CCL02108-A, CCL02109-A, CCL006303-M, CCL003053-X, CCL003054-X, CCL006304-M, CCL02110-A, CCL02111-A, CCL003055-X, CCL003056-X, CCL003058-X, CCL006309-M, CCL006310-M, RAD-208272, RAD-208273, RAD-208274, RAD-208275, RAD-208295, RAD-208296, RAD-208297, RAD-208298, 021312451FLE, 021312582FLE, 021312526FLE, 021312587FLE, 021312581FLE, 021312591FLE, 021312583FLE, 021312327FLE

February 10, 2026	280,307		RAD-208299, RAD-208303, CCL006308-M, RAD-208304, RAD-208300, CCL003060-X, RAD-208301, CCL003061-X, RAD-208302, RAD-208305, RAD-208306, CCL006311-M, RAD-208307, RAD-208308, CCL003062-X, CCL003063-X, CCL003064-X, RAD-208309, CCL003065-X, CCL006312-M, CCL003059-X, CCL006313-M, CCL006314-M, CCL006307-M, CCL003066-X, CCL003067-X, CCL003068-X, CCL003069-X, RAD-208310, CCL003070-X, CCL003071-X, CCL003072-X, RAD-208311, CCL003073-X, CCL003074-X, CCL003086-X, RAD-208312, CCL003075-X, CCL003079-X, RAD-208322, CCL003077-X, CCL003078-X, CCL003080-X, CCL006317-M, 021312527FLE, 021302978FLE, 021312467FLE, 021302930FLE, 021303064FLE, 021303087FLE, 021303086FLE, 021303085FLE
February 11, 2026	230,593		CCL006318-M, RAD-208313, RAD-208314, CCL006319-M, RAD-208315, RAD-208316, CCL003081-X, RAD-208317, CCL003082-X, CCL003083-X, CCL003084-X, CCL006320-M, CCL003085-X, CCL006321-M, RAD-208318, RAD-208319, RAD-208320, RAD-208321, CCL003087-X, CCL003088-X, CCL003089-X, CCL003090-X, RAD-208323, CCL003092-X, RAD-208324, CCL003093-X, RAD-208326, CCL003094-X, RAD-208327, RAD-208328, CCL006325-M, RAD-208329, CCL006323-M, CCL006324-M, CCL006315-M, CCL006316-M, CCL006322-M, RAD-208325, CCL02119-A, 021302934FLE, 021302932FLE, 021302933FLE, 021303069FLE, 021312528FLE, 021302931FLE, 021312452FLE
February 12, 2026	225,549		RAD-208330, RAD-208331, RAD-208332, RAD-208333, RAD-208334, CCL006326-M, RAD-208335, CCL003099-X, CCL003100-X, CCL003095-X, CCL006328-M, CCL006329-M, CCL006327-M, CCL006331-M, CCL003096-X, RAD-208336, CCL003097-X, CCL003101-X, CCL003102-X, CCL003098-X, CCL003103-X, CCL003104-X, CCL003105-X, CCL003107-X, CCL006332-M, CCL003108-X, CCL003109-X, CCL003110-X, CCL006334-M, CCL003111-X, CCL006333-M, CCL006330-M, 021302977FLE, 021302981FLE, 021302939FLE, 021302935FLE, 021303065FLE, 021302936FLE, 021302937FLE, 021312592FLE, 021312329FLE
February 13, 2026	251,877		CCL003112-X, RAD-208338, CCL003113-X, RAD-208339, CCL006335-M, RAD-208340, CCL003114-X, CCL003115-X, RAD-208341, CCL003116-X, CCL003117-X, CCL006336-M, RAD-208342, CCL003119-X, CCL003118-X, CCL003120-X, CCL006338-M, CCL006337-M, RAD-208344, CCL003122-X, CCL003121-X, RAD-208343, CCL003123-X, CCL003125-X, CCL003126-X, CCL003124-X, CCL003127-X, CCL003129-X, RAD-208345, CCL003128-X, CCL003130-X, CCL003131-X, CCL003132-X, CCL003133-X, RAD-208346, CCL003134-X, CCL006339-M, RAD-208347, CCL003135-X, CCL003136-X, CCL003137-X, CCL003138-X, 021312454FLE, 021302979FLE, 021302980FLE, 021312453FLE
February 14, 2026	131,926		CCL003139-X, RAD-208348, CCL006340-M, RAD-208349, CCL006341-M, CCL003140-X, CCL003141-X, CCL006343-M, CCL003142-X, CCL006342-M, CCL003143-X, CCL003144-X, RAD-208350, CCL003145-X, CCL006345-M, CCL003146-X, RAD-208351, CCL006346-M, CCL003147-X, CCL003148-X, CCL003149-X, CCL003150-X, CCL006344-M, RAD-208352, CCL02151-A
February 15, 2026	34,010		RAD-208353, CCL006347-M, RAD-208358, CCL003155-X, CCL003159-X, CCL003245-X, CCL003158-X
February 16, 2026	296,221		CCL003153-X, CCL006348-M, RAD-208359, CCL003156-X, CCL006349-M, CCL003160-X, RAD-208362, RAD-208360, CCL003162-X, CCL006351-M, CCL003161-X, RAD-208355, CCL006350-M, CCL003163-X, CCL003189-X, CCL003217-X, CCL003216-X, CCL003215-X, CCL003152-X, RAD-208356, CCL003242-X, RAD-208357, RAD-208363, RAD-208354, CCL003214-X, CCL006352-M, CCL003246-X, CCL006353-M, CCL003244-X, CCL006354-M, CCL003213-X, RAD-208364, CCL003212-X, CCL003211-X, CCL003210-X, CCL003209-X, CCL003208-X, CCL003191-X, CCL003190-X, CCL003206-X, RAD-208365, CCL003205-X, RAD-208366, CCL003204-X, CCL003203-X, CCL003202-X, CCL003201-X, CCL006356-M, CCL006357-M, 021312530FLE, 021312593FLE, 021312328FLE, 021312529FLE, 021312469FLE, 021312455FLE, CCL006355-M
February 17, 2026	298,450		RAD-208367, RAD-208368, CCL003200-X, CCL003199-X, RAD-208369, CCL003196-X, CCL003207-X, CCL003235-X, CCL006358-M, CCL003236-X, CCL006363-M, RAD-208376, CCL006359-M, RAD-208377, RAD-208378, CCL003198-X, RAD-208379, CCL003195-X, CCL006360-M, CCL003194-X, RAD-208380, CCL003193-X, RAD-208382, RAD-208383, CCL003197-X, CCL006361-M, RAD-208384, CCL003192-X, CCL003240-X, CCL003239-X, CCL006362-M, CCL003238-X, CCL003237-X, CCL003224-X, CCL003241-X, CCL003234-X, CCL003233-X, RAD-208385, CCL003232-X, RAD-208386, CCL003231-X, CCL003230-X, CCL003229-X, CCL003222-X, CCL006365-M, CCL006366-M, CCL003228-X, CCL006367-M, 021302983FLE, 021303028FLE, 021303029FLE, 021303066FLE, 021312531FLE,

February 18, 2026	236,532		CCL003227-X, CCL003226-X, CCL006368-M, CCL003221-X, CCL003225-X, CCL003223-X, RAD-208393, RAD-208387, RAD-208388, RAD-208389, CCL003220-X, RAD-208390, RAD-208391, CCL006369-M, RAD-208392, CCL003219-X, CCL003218-X, CCL003164-X, CCL003165-X, RAD-208394, RAD-208395, RAD-208370, CCL003167-X, CCL006372-M, RAD-208371, RAD-208372, CCL006373-M, CCL003166-X, RAD-208375, CCL003169-X, CCL006380-M, CCL006381-M, RAD-208396, CCL006364-M, 021302987FLE, 021302984FLE, 021312595FLE, 021302986FLE, 021302985FLE, 021312532FLE, 021303070FLE, 021303030FLE, 021312331FLE
February 19, 2026	237,473		CCL003174-X, CCL003175-X, CCL003176-X, CCL006382-M, RAD-208397, RAD-208398, RAD-208399, RAD-208373, CCL003170-X, CCL006375-M, RAD-208374, CCL003171-X, CCL003177-X, CCL003178-X, CCL003172-X, CCL003173-X, RAD-208361, CCL003179-X, RAD-208400, CCL003180-X, CCL006370-M, RAD-208401, CCL006371-M, CCL003181-X, CCL006384-M, RAD-208402, CCL006386-M, RAD-208403, CCL003188-X, CCL003247-X, CCL003248-X, CCL003249-X, CCL006376-M, CCL003251-X, CCL003253-X, CCL006377-M, CCL003254-X, CCL003255-X, CCL003256-X, 021312594FLE, 021303071FLE, 021302988FLE, 021494128FLE
February 20, 2026	264,080		CCL003182-X, CCL006385-M, CCL006378-M, CCL006379-M, RAD-208404, CCL003183-X, RAD-208405, RAD-208406, RAD-208407, CCL003184-X, RAD-208408, CCL003185-X, RAD-208409, CCL003186-X, CCL003304-X, CCL006383-M, CCL003279-X, CCL003300-X, RAD-208410, CCL006390-M, CCL003280-X, CCL003299-X, CCL006389-M, CCL003301-X, CCL003302-X, CCL003303-X, CCL003281-X, CCL003283-X, CCL003284-X, CCL003285-X, CCL003286-X, CCL003273-X, RAD-208413, CCL003287-X, CCL003288-X, CCL003289-X, CCL003274-X, RAD-208414, RAD-208411, CCL003290-X, CCL003275-X, CCL003291-X, CCL003292-X, CCL003282-X, CCL02186-A, CCL02189-A, CCL003250-X, 021303031FLE, 021312534FLE, 021302989FLE, 021302990FLE, 021312535FLE
February 21, 2026	187,910		CCL003276-X, CCL003293-X, CCL006391-M, CCL006388-M, CCL006392-M, CCL006393-M, CCL006387-M, CCL003294-X, CCL003277-X, CCL003296-X, CCL006395-M, CCL003278-X, CCL006394-M, CCL003297-X, CCL006396-M, CCL003324-X, RAD-208412, CCL003325-X, RAD-208429, CCL003326-X, CCL003268-X, CCL003269-X, CCL006397-M, RAD-208430, CCL003271-X, CCL003272-X, RAD-208431, RAD-208432, CCL003318-X, CCL003323-X, CCL003322-X, CCL003321-X, CCL003320-X, CCL003353-X, CCL003354-X
February 22, 2026	45,362		RAD-208434, RAD-208433, RAD-208435, CCL006401-M, RAD-208436, CCL006400-M, RAD-208415, RAD-208416
February 23, 2026	159,751		RAD-208417, CCL003317-X, CCL006402-M, CCL006403-M, CCL003355-X, CCL003357-X, RAD-208418, CCL003356-X, CCL003270-X, CCL006398-M, RAD-208421, CCL006405-M, CCL006399-M, RAD-208422, CCL006407-M, CCL003361-X, RAD-208419, RAD-208420, CCL003360-X, RAD-208423, CCL003362-X, CCL006418-M, CCL006408-M, CCL003370-X, CCL003371-X, 021312536FLE, 021312537FLE, 021312597FLE, 021312538FLE
February 24, 2026	264,483		RAD-208424, CCL003363-X, RAD-208425, CCL003365-X, CCL003364-X, CCL003372-X, RAD-208443, CCL003373-X, RAD-208444, CCL006419-M, RAD-208445, CCL006426-M, CCL003366-X, RAD-208446, CCL003367-X, RAD-208426, RAD-208427, RAD-208428, CCL006404-M, CCL003369-X, CCL006406-M, RAD-208437, CCL003374-X, CCL006424-M, CCL006420-M, CCL003383-X, CCL003368-X, CCL003375-X, RAD-208438, RAD-208439, RAD-208440, RAD-208441, CCL003377-X, CCL003379-X, CCL003380-X, CCL003378-X, RAD-208447, CCL006425-M, CCL003381-X, CCL003382-X, CCL003399-X, CCL003400-X, CCL006410-M, CCL003416-X, 021302991FLE, 021312598FLE, 021302992FLE, 021312539FLE,
February 25, 2026	229,430		CCL003386-X, CCL006423-M, CCL006422-M, CCL006421-M, CCL003420-X, RAD-208442, RAD-208448, CCL003418-X, CCL003415-X, RAD-208449, RAD-208450, RAD-208451, CCL006411-M, CCL003414-X, RAD-208452, CCL006412-M, CCL006414-M, CCL003413-X, RAD-208453, CCL003417-X, RAD-208454, CCL006417-M, CCL003419-X, RAD-208455, CCL003411-X, CCL003412-X, CCL003410-X, CCL003409-X, CCL003396-X, CCL006435-M, RAD-208457, RAD-208458, RAD-208459, CCL006436-M, RAD-208460, CCL006437-M, CCL003397-X, 021302995FLE, 021302996FLE, 021312599FLE, 021312589FLE, 021302993FLE
February 26, 2026	189,352		CCL003398-X, RAD-208461, CCL003408-X, CCL003407-X, RAD-208471, RAD-208462, RAD-208464, RAD-208463, CCL003401-X, RAD-208465, CCL006427-M, CCL006413-M, CCL006430-M, CCL006415-M, CCL006416-M, RAD-208466, RAD-208467, RAD-208468, RAD-208469, CCL003406-X, RAD-208470, CCL003403-X, CCL003405-X, CCL006431-M, CCL003402-X, CCL003421-X, CCL006432-M, CCL003395-X, CCL006438-M, CCL02222-A, 021312600FLE, 021303072FLE, 021303073FLE, 021312541FLE, CCL006439-M, CCL003384-X, CCL003388-X

February 27, 2026	181,108	10,565	RAD-208456, CCL006429-M, RAD-208473, CCL003422-X, CCL003423-X, CCL003469-X, CCL006433-M, CCL003424-X, RAD-208474, CCL003425-X, CCL003426-X, CCL006440-M, CCL006434-M, CCL003429-X, CCL006442-M, CCL006443-M, RAD-208475, RAD-208476, CCL003428-X, CCL003427-X, CCL003430-X, CCL003431-X, CCL003432-X, CCL006444-M, CCL003433-X, CCL003434-X, CCL006445-M, RAD-208477, CCL003435-X, 021312540FLE , 021312542FLE , 021494135FLE , 021494136FLE, 021494130FLE, 021494131FLE
February 28, 2026	73,477		CCL003436-X, CCL006441-M, CCL003437-X, RAD-208478, CCL006446-M, CCL006447-M, CCL006448-M, RAD-208479, RAD-208480, CCL006449-M, RAD-208481, CCL003445-X, CCL003438-X
February 2026 Total	**5,285,892**	**10,565**	
March 2026			
March 1, 2026	61,426		RAD-208482, CCL006450-M, RAD-208483, CCL006451-M, CCL003440-X, RAD-208484, CCL003385-X, RAD-208485, CCL003439-X, RAD-208472, CCL003441-X
March 2, 2026	233,823		CCL003442-X, RAD-208486, CCL006452-M, CCL003443-X, RAD-208487, CCL006453-M, CCL003444-X, RAD-208488, RAD-208489, RAD-208490, CCL006454-M, CCL02249-A, CCL02250-A, RAD-208491, CCL02251-A, CCL003470-X, CCL02252-A, CCL006455-M, CCL003471-X, CCL006456-M, CCL02253-A, CCL006458-M, CCL003473-X, RAD-208492, CCL003474-X, RAD-208493, CCL02261-A, RAD-208494, CCL003475-X, RAD-208495, CCL003476-X, CCL003477-X, CCL006459-M, RAD-208496, CCL02262-A, CCL003478-X, CCL02263-A, CCL003479-X, CCL02264-A, CCL02260-A, 021312544FLE, 021312545FLE, 021494137FLE
March 3, 2026	250,066		CCL003480-X, RAD-208499, RAD-208497, RAD-208498, CCL006460-M, CCL003481-X, CCL02266-A, CCL003482-X, CCL006461-M, CCL006462-M, CCL003483-X, RAD-208501, CCL003484-X, RAD-208500, CCL006466-M, CCL003485-X, RAD-208502, CCL003455-X, CCL003454-X, CCL006457-M, CCL006467-M, RAD-208503, RAD-208504, CCL003453-X, RAD-208505, RAD-208506, CCL003452-X, CCL003451-X, RAD-208507, CCL003450-X, CCL02272-A, CCL006468-M, CCL003449-X, CCL003448-X, CCL02273-A, CCL006469-M, CCL003387-X, CCL02274-A, 021302938FLE, 021312546FLE, 021312596FLE, 021302941FLE, 021302940FLE,
March 4, 2026	290,264		RAD-208508, CCL003389-X, RAD-208509, CCL006470-M, RAD-208510, CCL006464-M, RAD-208511, CCL006465-M, RAD-208512, CCL003447-X, CCL003446-X, CCL003456-X, RAD-208513, CCL02275-A, CCL006471-M, CCL003457-X, CCL02276-A, CCL003458-X, CCL003459-X, RAD-208514, RAD-208515, RAD-208516, CCL003460-X, CCL003461-X, RAD-208517, CCL006473-M, CCL006474-M, CCL003462-X, CCL003463-X, CCL003464-X, RAD-208518, CCL003465-X, RAD-208519, CCL003468-X, RAD-208522, CCL003466-X, CCL003467-X, CCL02281-A, CCL000104-CC, RAD-208531, CCL006476-M, CCL000105-CC, CCL02282-A, CCL02283-A, RAD-208532, 021312524FLE, 021302947FLE, 021302906FLE, 021302943FLE, 021302869FLE, 021302945FLE, 021302944FLE
March 5, 2026	314,136		CCL02284-A, CCL006477-M, CCL000106-CC, CCL000109-CC, RAD-208533, CCL02286-A, CCL000107-CC, CCL000108-CC, CCL000111-CC, CCL000112-CC, CCL006472-M, RAD-208523, CCL006478-M, RAD-208524, CCL000110-CC, CCL006479-M, RAD-208525, RAD-208526, CCL000113-CC, RAD-208527, CCL000114-CC, CCL000115-CC, CCL006480-M, RAD-208528, CCL006481-M, RAD-208529, RAD-208530, CCL006475-M, RAD-208534, CCL003390-X, CCL003391-X, CCL003392-X, CCL003494-X, CCL000116-CC, RAD-208535, CCL000117-CC, RAD-208536, CCL000118-CC, CCL02295-A, CCL02296-A, CCL003393-X, CCL02297-A, RAD-208537, CCL02298-A, CCL000119-CC, CCL006482-M, CCL000120-CC, CCL000121-CC, CCL02299-A, CCL02285-A, CCL003495-X, 021494138FLE, 021302908FLE, 021302949FLE, 021302950FLE, 021303074FLE, 021302907FLE, 021302948FLE, 021312543FLE, 021302946FLE
March 6, 2026	218,031		CCL02300-A, CCL000122-CC, CCL02301-A, CCL000123-CC, RAD-208538, CCL000124-CC, CCL000125-CC, CCL006483-M, CCL006484-M, RAD-208539, CCL000126-CC, RAD-208540, CCL006485-M, CCL000127-CC, CCL000128-CC, CCL006486-M, CCL006487-M, RAD-208520, CCL000129-CC, RAD-208521, RAD-208541, CCL006488-M, CCL006489-M, CCL000130-CC, CCL02310-A, CCL02311-A, CCL02312-A, CCL02313-A, CCL006490-M, RAD-208542, RAD-208543, RAD-208544, CCL000100-CC, CCL006491-M, CCL006492-M, 021302870FLE , 021494141FLE , 021494140FLE , 021312547FLE
March 7, 2026	109,940		CCL02314-A, CCL02315-A, CCL02316-A, CCL02317-A, CCL02318-A, CCL02319-A, RAD-208545, CCL006493-M, CCL006494-M, RAD-208546, RAD-208547, RAD-208548, CCL000131-CC, CCL000103-CC, CCL006495-M, CCL006496-M, CCL000132-CC, CCL006497-M, CCL000133-CC, 021312548FLE
March 8, 2026	62,120		CCL007001-M, CCL000146-CC, CCL000147-CC, CCL000148-CC, CCL000149-CC, CCL006498-M, RAD-208557, CCL006499-M, RAD-208558, CCL000150-CC, RAD-208559

March 9, 2026	277,257		RAD-208560, CCL000151-CC, CCL000152-CC, CCL000153-CC, CCL000154-CC, CCL000134-CC, CCL006500-M, CCL000135-CC, RAD-208561, CCL007002-M, CCL000136-CC, CCL000137-CC, CCL000138-CC, CCL000139-CC, RAD-208562, RAD-208563, CCL000141-CC, CCL006996-M, CCL000142-CC, CCL006997-M, CCL007003-M, CCL000155-CC, RAD-208564, RAD-208549, RAD-208550, CCL000165-CC, RAD-208566, CCL000140-CC, CCL000166-CC, RAD-208551, CCL007008-M, CCL000144-CC, CCL000145-CC, CCL000143-CC, CCL000156-CC, RAD-208552, CCL003487-X, CCL003486-X, CCL003488-X, CCL000157-CC, CCL003493-X, CCL000158-CC, CCL003491-X, CCL000159-CC, CCL000160-CC, CCL003490-X, 021302953FLE, 021494142FLE, 021302952FLE, 021302951FLE
March 10, 2026	273,145		CCL000161-CC, CCL007006-M, CCL000163-CC, CCL007007-M, RAD-208567, CCL007005-M, RAD-208568, CCL007004-M, RAD-208569, RAD-208570, CCL000167-CC, CCL007000-M, RAD-208571, RAD-208553, CCL000168-CC, CCL000169-CC, RAD-208554, CCL000170-CC, RAD-208555, CCL000171-CC, CCL006999-M, RAD-208556, RAD-208565, CCL000174-CC, CCL006998-M, CCL000172-CC, CCL000173-CC, CCL000176-CC, CCL000179-CC, RAD-208573, RAD-208574, CCL000178-CC, RAD-208575, RAD-208576, CCL000180-CC, RAD-208577, CCL000177-CC, RAD-208578, CCL023178-A, 021312549FLE, 021312470FLE, 021312468FLE, 021302955FLE, 021302871FLE, 021494146FLE, 021302958FLE, 021302954FLE, 021494149FLE, 021302956FLE,
March 11, 2026	237,410		CCL000181-CC, RAD-208579, CCL007009-M, CCL000182-CC, CCL007014-M, RAD-208580, CCL007013-M, CCL007021-M, CCL000183-CC, CCL007015-M, CCL007016-M, RAD-208581, RAD-208582, CCL000184-CC, RAD-208583, CCL000185-CC, CCL007017-M, RAD-208584, RAD-208585, CCL007012-M, CCL000186-CC, CCL000187-CC, CCL000188-CC, CCL000189-CC, CCL000191-CC, CCL000190-CC, RAD-208586, RAD-208588, CCL000192-CC, CCL000193-CC, CCL007018-M, CCL000194-CC, CCL000195-CC, CCL000196-CC, 021302957FLE, 021303075FLE, 021312550FLE, 021312590FLE, 021302960FLE, 021494182FLE, 021302959FLE, 021312471FLE, 021312472FLE
March 12, 2026	206,421		CCL000197-CC, CCL000198-CC, CCL007019-M, RAD-208589, CCL007020-M, RAD-208590, CCL007022-M, RAD-208591, CCL007023-M, RAD-208592, CCL007024-M, RAD-208593, RAD-208594, RAD-208595, RAD-208596, CCL007025-M, CCL007026-M, CCL000199-CC, RAD-208598, CCL003528-X, CCL000202-CC, CCL000200-CC, CCL000201-CC, RAD-208604, RAD-208605, RAD-208606, CCL007027-M, CCL007028-M, RAD-208607, 021494198FLE, 021312473FLE, 021302969FLE, 021494199FLE, 021494209FLE, 021494208FLE, 021302961FLE, 021494200FLE,
March 13, 2026	211,605		CCL007029-M, CCL000203-CC, CCL007030-M, RAD-208608, CCL000204-CC, RAD-208609, CCL000205-CC, CCL000206-CC, CCL007031-M, CCL000207-CC, RAD-208610, CCL007032-M, RAD-208611, CCL000213-CC, CCL000208-CC, RAD-208600, CCL000209-CC, RAD-208601, CCL007033-M, CCL007034-M, RAD-208587, CCL000210-CC, RAD-208602, CCL000211-CC, CCL000212-CC, RAD-208603, CCL000214-CC, RAD-208599, CCL000215-CC, CCL007035-M, CCL007036-M, 021494206FLE , 021494183FLE , 021494201FLE , 021302970FLE , 021302971FLE ,
March 14, 2026	95,015		CCL007037-M, RAD-208612, CCL007038-M, CCL007039-M, CCL007040-M, CCL000218-CC, RAD-208613, CCL007041-M, CCL007042-M, RAD-208614, RAD-208615, CCL000219-CC, CCL000220-CC, CCL000221-CC, CCL000222-CC, CCL000223-CC, 021494207FLE
March 15, 2026	45,450		RAD-208597, CCL000224-CC, RAD-208616, RAD-208617, CCL007043-M, CCL000225-CC, CCL000227-CC, RAD-208618
March 16, 2026	238,292		CCL000228-CC, CCL000229-CC, CCL000230-CC, CCL000231-CC, CCL000232-CC, CCL007044-M, RAD-208619, CCL000233-CC, RAD-208620, CCL000234-CC, CCL007045-M, CCL007046-M, RAD-208621, CCL007047-M, CCL000245-CC, CCL007048-M, RAD-208622, CCL000235-CC, CCL007049-M, CCL000237-CC, CCL000236-CC, CCL000238-CC, RAD-208623, CCL000239-CC, CCL007050-M, CCL000242-CC, CCL000243-CC, RAD-208624, CCL007051-M, CCL000240-CC, RAD-208625, CCL000244-CC, CCL000246-CC, RAD-208634, CCL000247-CC, CCL000241-CC, CCL000258-CC, CCL000259-CC, 021494213FLE, 021494184FLE, 021494228FLE, 021494211FLE, 021494210FLE
March 17, 2026	230,722		CCL000260-CC, CCL000262-CC, CCL000261-CC, RAD-208636, CCL007061-M, CCL007060-M, CCL007062-M, RAD-208637, CCL007052-M, RAD-208626, CCL007053-M, RAD-208627, RAD-208628, CCL000248-CC, RAD-208629, RAD-208630, RAD-208632, CCL007059-M, CCL000263-CC, CCL007056-M, RAD-208631, RAD-208633, CCL000265-CC, CCL000266-CC, CCL000267-CC, RAD-208638, CCL000268-CC, CCL000269-CC, RAD-208639, CCL000270-CC, RAD-208640, CCL000271-CC, CCL000272-CC, CCL000249-CC, RAD-208635, CCL000250-CC, 021494215FLE, 021494232FLE, 021302909FLE, 021302872FLE, 021494212FLE

March 18, 2026	217,248		CCL000251-CC, CCL000252-CC, RAD-208641, RAD-208642, CCL007054-M, CCL007055-M, RAD-208643, CCL007057-M, RAD-208644, CCL007058-M, CCL007063-M, RAD-208645, CCL007064-M, RAD-208646, RAD-208647, CCL000253-CC, CCL007065-M, CCL000254-CC, RAD-208648, RAD-208649, CCL007066-M, RAD-208650, CCL000255-CC, CCL000256-CC, CCL000257-CC, CCL000274-CC, CCL000275-CC, CCL000276-CC, CCL007067-M, RAD-208651, CCL000287-CC, CCL000273-CC, CCL000292-CC, 021494133FLE, 021312475FLE, 021303076FLE, 021302873FLE, 021494233FLE, 021494214FLE, 021494229FLE
March 19, 2026	281,179		RAD-208652, CCL000288-CC, CCL007068-M, CCL000289-CC, CCL000290-CC, RAD-208653, CCL000291-CC, CCL000293-CC, RAD-208654, CCL000294-CC, RAD-208655, RAD-208656, CCL007069-M, RAD-208657, CCL007071-M, CCL000277-CC, CCL007070-M, CCL007072-M, CCL007073-M, RAD-208658, CCL000278-CC, RAD-208659, RAD-208660, CCL007076-M, RAD-208661, RAD-208662, CCL000279-CC, CCL000280-CC, CCL000281-CC, CCL000282-CC, CCL000283-CC, CCL000284-CC, CCL000285-CC, CCL007075-M, CCL000286-CC, CCL007077-M, RAD-208664, RAD-208663, RAD-208665, CCL007078-M, 021494227FLE , 021302910FLE , 021494239FLE , 021494134FLE , 021494218FLE , 021494217FLE , 021302911FLE , 021494226FLE , 021494219FLE ,
March 20, 2026	193,562		CCL000295-CC, CCL000296-CC, CCL000297-CC, CCL000298-CC, CCL000299-CC, CCL000300-CC, CCL000301-CC, CCL007079-M, RAD-208671, RAD-208666, RAD-208667, RAD-208668, CCL007080-M, RAD-208669, RAD-208670, RAD-208672, CCL007081-M, CCL007082-M, CCL007083-M, CCL000302-CC, CCL000303-CC, CCL000304-CC, CCL000305-CC, CCL000306-CC, CCL000307-CC, CCL007084-M, CCL007085-M, RAD-208673, 021494220FLE, 021494221FLE, 021494237FLE, 021494231FLE, 021494216FLE, 021494148FLE,
March 21, 2026	100,490		CCL000308-CC, CCL000309-CC, CCL007087-M, CCL007088-M, CCL000310-CC, RAD-208674, CCL007089-M, CCL007090-M, RAD-208675, RAD-208676, RAD-208677, CCL007086-M, CCL007091-M, CCL000311-CC, CCL000312-CC, RAD-208678, CCL007092-M, 021494222FLE
March 22, 2026	61,815		RAD-208679, CCL000313-CC, RAD-208680, CCL000315-CC, CCL000314-CC, CCL007093-M, RAD-208681, CCL000317-CC, CCL000316-CC, RAD-208682, RAD-208683
March 23, 2026	225,845		CCL000319-CC, CCL000320-CC, CCL000318-CC, CCL000321-CC, RAD-208684, CCL000322-CC, CCL000323-CC, RAD-208685, CCL007094-M, CCL000324-CC, CCL007095-M, CCL000325-CC, CCL007096-M, CCL007097-M, CCL000326-CC, CCL007098-M, CCL007099-M, CCL007100-M, CCL000327-CC, RAD-208686, RAD-208688, RAD-208687, RAD-208689, CCL000328-CC, CCL000330-CC, CCL000331-CC, CCL000332-CC, CCL000333-CC, CCL000334-CC, CCL000335-CC, RAD-208691, CCL000336-CC, CCL007101-M, CCL000337-CC, CCL02411-A, 021494147FLE, 021494234FLE, 021494291FLE, 021494290FLE, 021494260FLE, 021494223FLE, 021494230FLE, CCL000341-CC,
March 24, 2026	237,933		CCL000338-CC, RAD-208692, RAD-208690, RAD-208693, RAD-208694, CCL007102-M, RAD-208695, CCL007103-M, CCL007104-M, RAD-208696, CCL007105-M, RAD-208697, CCL007106-M, RAD-208698, CCL007107-M, RAD-208699, CCL000329-CC, RAD-208700, CCL007110-M, CCL000342-CC, CCL000344-CC, CCL000345-CC, CCL000346-CC, CCL007108-M, CCL000347-CC, CCL000350-CC, RAD-208702, CCL000351-CC, RAD-208701, CCL000352-CC, RAD-208703, CCL000353-CC, RAD-208704, CCL007109-M, 021494264FLE, 021312477FLE, 021494263FLE, 021494295FLE, 021302893FLE, 021494261FLE, 021312235FLE, 021494262FLE, 021302892FLE, CCL000339-CC, CCL000348-CC
March 25, 2026	241,441		RAD-208705, CCL000354-CC, CCL000355-CC, RAD-208706, CCL000356-CC, RAD-208707, CCL000358-CC, RAD-208708, CCL007111-M, CCL007112-M, CCL007115-M, CCL000359-CC, CCL007114-M, RAD-208709, CCL000360-CC, CCL000361-CC, RAD-208710, CCL007116-M, RAD-208712, RAD-208711, CCL007117-M, RAD-208714, RAD-208713, RAD-208715, CCL000362-CC, CCL000364-CC, CCL000365-CC, CCL000363-CC, CCL000366-CC, CCL007119-M, CCL000357-CC, CCL000373-CC, CCL000374-CC, CCL000375-CC, RAD-208720, 021494265FLE, 021312478FLE, 021312479FLE, 021302894FLE, 021494236FLE, 021494296FLE, 021494267FLE, 021494268FLE, 021494266FLE,
March 26, 2026	238,087		RAD-208716, CCL000376-CC, CCL000367-CC, CCL000368-CC, RAD-208717, CCL000369-CC, RAD-208718, RAD-208719, CCL000378-CC, CCL000383-CC, RAD-208721, CCL007124-M, RAD-208723, CCL007123-M, RAD-208722, CCL007121-M, CCL007122-M, RAD-208724, RAD-208725, RAD-208726, CCL007125-M, RAD-208727, CCL007126-M, CCL007127-M, CCL000382-CC, CCL000370-CC, CCL000372-CC, CCL000371-CC, CCL000379-CC, CCL000381-CC, CCL000380-CC, RAD-208728, RAD-208729, CCL007128-M, RAD-208730, CCL007129-M, 021494292FLE, 021312481FLE, 021494269FLE, 021494297FLE, 021494235FLE,

March 27, 2026	204,872		RAD-208731, CCL000377-CC, CCL000389-CC, CCL000384-CC, CCL000385-CC, CCL000386-CC, CCL007130-CC, RAD-208732, CCL007131-M, CCL000387-CC, CCL000390-CC, CCL000388-CC, RAD-208733, CCL007132-M, RAD-208734, CCL007133-M, RAD-208735, CCL007134-M, RAD-208736, CCL007135-M, CCL000391-CC, CCL000392-CC, CCL000394-CC, CCL000393-CC, RAD-208737, RAD-208738, RAD-208739, CCL007136-M, CCL007137-M, CCL000398-CC, 021303077FLE , 021494298FLE , 021494270FLE , 021494272FLE , 021494299FLE ,
March 28, 2026	122,948		RAD-208745, CCL000399-CC, RAD-208746, CCL000396-CC, CCL000401-CC, CCL000400-CC, CCL000397-CC, CCL007138-M, RAD-208747, CCL007139-M, RAD-208748, CCL007142-M, CCL007140-M, CCL000402-CC, RAD-208749, CCL000403-CC, CCL007141-M, CCL007143-M, CCL000404-CC, RAD-208750, 021494273FLE, 021494274FLE
March 29, 2026	44,415		CCL000405-CC, CCL007144-M, RAD-208751, CCL007145-M , CCL000406-CC, CCL000407-CC, RAD-208752, CCL000409-CC
March 30, 2026	221,266		CCL000408-CC, CCL000410-CC, CCL000411-CC, CCL007146-M, RAD-208753, CCL007147-M, CCL007148-M, CCL000412-CC, RAD-208754, CCL000413-CC, RAD-208759, CCL000415-CC, CCL000414-CC, CCL007149-M, CCL007150-M, RAD-208758, CCL000416-CC, CCL007152-M, CCL000417-CC, RAD-208740, CCL000418-CC, CCL000419-CC, CCL02452-A, RAD-208741, CCL02453-A, CCL02454-A, CCL007151-M, RAD-208742, CCL02455-A, CCL000420-CC, CCL02456-A, CCL000421-CC, CCL02457-A, 021494306FLE, 021312483FLE, 021494275FLE, 021494293FLE, 021494294FLE, 021302895FLE, 021494307FLE
March 31, 2026	231,867		RAD-208743, CCL000422-CC, CCL02458-A, RAD-208744, CCL02460-A, RAD-208757, RAD-208756, RAD-208755, CCL02462-A, CCL000423-CC, CCL02461-A, CCL007153-M, RAD-208761, CCL007154-M, RAD-208760, CCL000424-CC, CCL007155-M, CCL000425-CC, CCL007158-M, RAD-208764, RAD-208763, CCL007156-M, CCL000426-CC, CCL000427-CC, CCL007157-M, RAD-208765, CCL000428-CC, CCL000429-CC, CCL02467-A, CCL007159-M, CCL02468-A, CCL02469-A, CCL000431-CC, CCL007160-M, CCL000432-CC, 021494300FLE, 021494277FLE, 021494276FLE, 021302891FLE, 021494331FLE, 021494315FLE, 021494341FLE, CCL02470-
March 2026 Total	**5,978,091**	-	
1st Quarter Total	16,923,144	10,565	
2nd Quarter Total	-	-	
3rd Quarter Total			
4th Quarter Total			
2026 Year to date Total	**16,923,144**	**10,565**	
3 Month Average=	**5,641,048**	**3,522**	
Forecasted 12 month total	**67,692,576**	**42,260**	

CHIQUITA CANYON
a Waste Connections company

July 15, 2026

Mr. Enrique Casas
California Regional Water Quality Control Board
320 West 4th Street
Los Angeles, California 90013

Subject: **Second Quarter 2026 Solid Waste Disposal Report**
Chiquita Canyon Landfill (File No. 67-20)
Los Angeles County, California

Dear Mr. Casas:

This is the Second Quarter 2026 Solid Waste Disposal Report for the Chiquita Canyon Landfill. This report is required by Monitoring and Reporting Program No. CI-6231 dated December 13, 2018, and Waste Discharge Requirements Order No. R4-2018-0172 File No. 67-020 adopted December 13, 2018. This report covers the period from April, May and June 2026.

A point-by-point discussion of reporting requirements follows:

1. The reports to the Regional Board shall include a map of the site, and shall indicate the area(s) where disposal is taking place or will begin. This map shall be updated quarterly and summarized and submitted with the annual report due February 15 of each year. If a new area is landfilled, it shall be identified in the corresponding quarterly report.

As the Water Board is aware, CCL closed the Chiquita Canyon Landfill to the acceptance of waste effective January 1, 2025. CCL does not receive any waste or beneficial reuse materials, but does continue to dispose of a small quantity of internally generated waste. Enclosed, as Attachment 1 is a drawing showing the locations where CCL disposed of the internally generated waste during the Second Quarter 2026.

2. A tabular list of the estimated average monthly quantities and types of materials deposited each month.

As discussed above, the Landfill is now closed to the acceptance of waste.

3. An estimate of remaining capacity (in cubic yards and tons), and the remaining life of the site in years and months.

As discussed above, the Landfill is now closed to the acceptance of waste.

4. A certification that all wastes deposited were deposited in compliance with the Board's requirements, and that no waste was deposited outside the boundaries of the waste management facility as specified in the Board requirements.

During the reporting period, the site was operated in compliance with the Board's requirements and no wastes were deposited outside the boundary of the waste management unit.

5. A description of the location and an estimate of the seepage rate or flow of all known seeps and springs at the site.

No water seeps or springs were discovered during visual monitoring of the landfill conducted in April, May and June 2026.

6. The estimated amount of water used at the waste management area for landscape irrigation, compaction, dust control, etc. (If a source other than potable waste is used, the sources and amounts of water from each source shall also be reported).

During the reporting period, approximately 5,171,208 gallons of water were used for dust control, irrigation, and site operation construction. Water was obtained from Newhall Land and Farming Company from an irrigation line located south of the site near Highway 126.

7. Quantities of liquid pumped from the leachate monitoring sumps and/or extraction wells, including dates of removal, and the ultimate disposition (dust control, returned to landfill, disposal). If no liquid was detected or pumped during the reporting period, a statement to that effect shall be submitted.

Information on quantities of leachate pumped and disposed during the reporting period is enclosed as Attachment 3.

8. The discharger shall report all unacceptable (to this site) wastes inadvertently received at this site and their disposition. The following details shall be included:

a. **The source (if known), including the hauler, of the unacceptable wastes and date received and/or discovered.**
b. **Identification of waste (if known) and the amount of waste.**
c. **The name and address of the hauler who removed the waste from the site.**
d. **The ultimate point of disposal for the waste.**
e. **The discharger's actions to prevent recurrence of the attempted depositing of unacceptable wastes by this source or individual (if applicable). If no unacceptable wastes were received (or discovered) during the month, the report shall so state.**

As discussed above, the Landfill is now closed to the acceptance of waste. Only a small amount of internally generated waste is disposed of at the Landfill, which does not include any unacceptable waste. All internal waste is checked before disposal.

If you should have any questions regarding this report, please do not hesitate to contact me at (661) 257-3655.

I declare under penalty of perjury that the foregoing is true and correct.

Executed on the 15th day of July 2026.

Please do not hesitate to contact me at with any questions regarding the above responses.

Sincerely,

CHIQUITA CANYON LANDFILL

Kevin Green
District Manager

Chiquita Canyon Landfill

Attachments: Attachment 1 – Disposal Area Plan
Attachment 2 – Tonnage / Load Reports
Attachment 3 – Leachate Disposal

Attachment 1

Disposal Area Plan

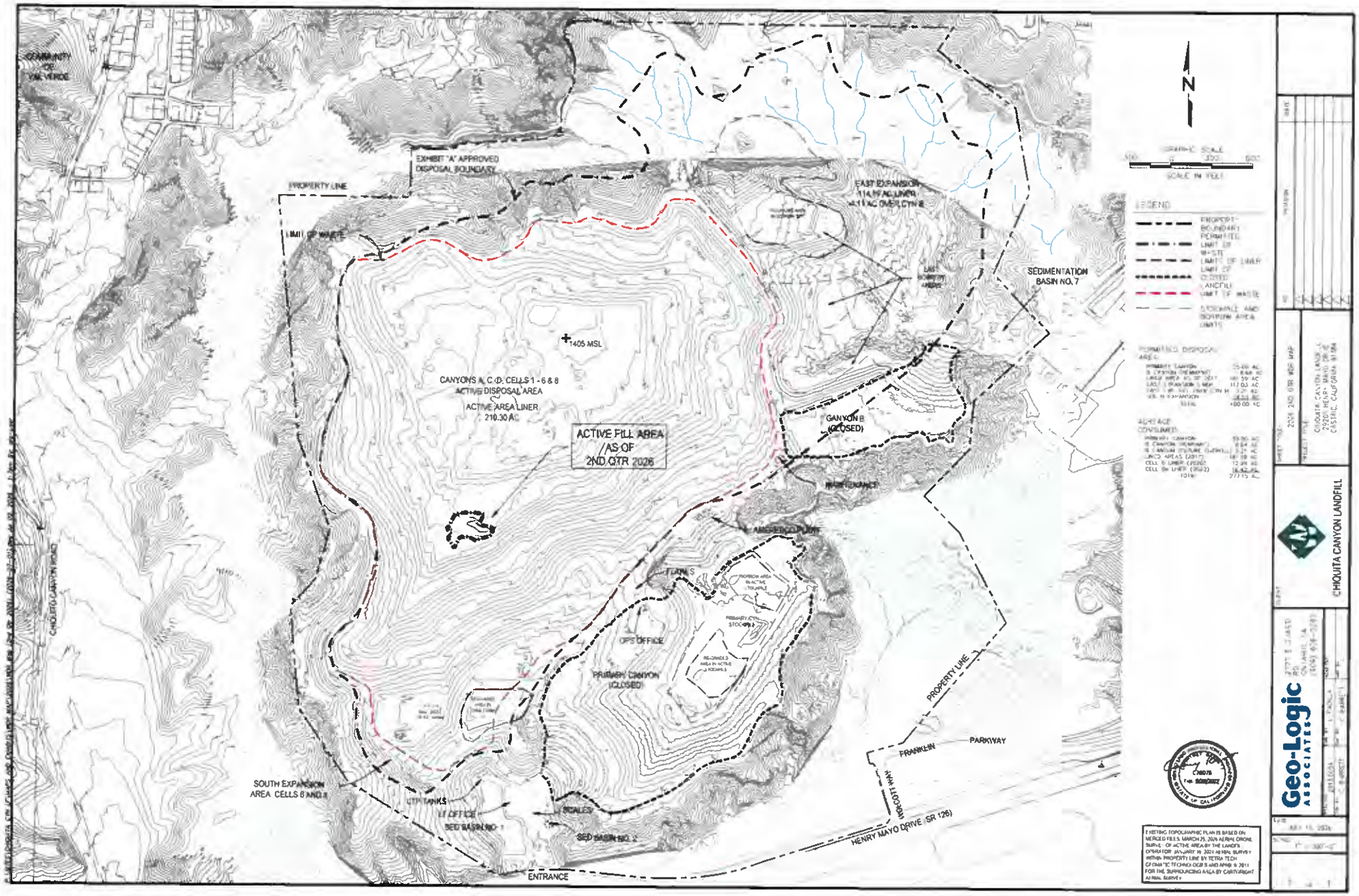

COMMUNITY OF VAL VERDE
EXHIBIT "A" APPROVED DISPOSAL BOUNDARY
PROPERTY LINE
LIMIT OF WASTE
EAST EXPANSION 114.19 AC LINER 4.11 AC OVER CYN B
SEDIMENTATION BASIN NO. 7
1405 MSL
CANYONS A, C, D, CELLS 1 - 6 & 8
ACTIVE DISPOSAL AREA
ACTIVE AREA LINER
210.30 AC
ACTIVE FILL AREA
AS OF
2ND QTR 2026
CANYON B
(CLOSED)
MAINTENANCE
AMERICO COURT
FLAMES
OPS OFFICE
PRIMARY CANYON
(CLOSED)
PROPERTY LINE
FRANKLIN
PARKWAY
WOCOTT WAY
HENRY MAYO DRIVE (SR 126)
SOUTH EXPANSION
AREA CELLS 6 AND 8
LTP TANKS
LT OFFICE
SED BASIN NO. 1
SCALES
SED BASIN NO. 2
ENTRANCE
CHIQUITA CANYON ROAD
N
GRAPHIC SCALE
SCALE IN FEET
LEGEND
PROPERTY BOUNDARY
PERMITTED LIMIT OF WASTE
LIMIT OF LINER
LIMIT OF CLOSED LANDFILL
LIMIT OF WASTE
STOCKPILE AND BORROW AREA LIMITS
PERMITTED DISPOSAL AREA
ACREAGE CONSUMED
EXISTING TOPOGRAPHIC PLAN IS BASED ON MERGED FILES, MARCH 25, 2026 AERIAL DRONE SURVEY OF ACTIVE AREA BY THE LANDFILL OPERATOR JANUARY 16, 2021 AERIAL SURVEY WITHIN PROPERTY LINE BY TETRA TECH GEOMATIC TECHNOLOGIES AND APRIL 9, 2011 FOR THE SURROUNDING AREA BY CARTWRIGHT AERIAL SURVEY
CHIQUITA CANYON LANDFILL
Geo-Logic ASSOCIATES

Attachment 2

Tonnage / Load Reports

CHIQUITA CANYON LANDFILL - TONNAGE / LOAD REPORT FOR April 2026

DATE		Inbound Material																										Total Daily Inbound	
		Disposal										Diversion													Soil					
		Transfer Trailer Waste	Lds	Residential	Lds	Commercial	Lds	General Public	Lds	Trash Total	Lds	Weekly	Shredded Green Waste - Erosion Control	Lds	MRF Fines - Protective Cover	Lds	Shredded Green Waste - ADC	Lds	TASW - ADC	Lds	Rubble Concrete, Asphalt, Rock - Road Base & Erosion Control	Lds	C&D	Lds	Total tons	Total loads	Contaminated Soil - Various Uses	Lds	Clean Soil - Various Uses	Lds	Tons	Loads
	SUN									-	0													-	-					-	0
	MON									-	0													-	-					-	0
	TUE									-	0													-	-					-	0
4/1/2026	WED									-	0													-	-					-	0
4/2/2026	THU									-	0													-	-					-	0
4/3/2026	FRI					8.52	1			8.52	1													-	-					8.52	1
4/4/2026	SAT					35.60	4			35.60	4	44												-	-					35.60	4
4/5/2026	SUN	---	---	---	---	---	---	---	---	---	---		---	---	---	---	---	---	---	---	---	---	---	---	---	---	---	---	---	---	---	---
4/6/2026	MON					12.94	2			12.94	2													-	-					12.94	2
4/7/2026	TUE					31.02	3			31.02	3													-	-					31.02	3
4/8/2026	WED					28.68	3			28.68	3													-	-					28.68	3
4/9/2026	THU					6.77	1			6.77	1													-	-					6.77	1
4/10/2026	FRI					29.50	3			29.50	3													-	-					29.50	3
4/11/2026	SAT					17.38	2			17.38	2	126												-	-					17.38	2
4/12/2026	SUN	---	---	---	---	---	---	---	---	---	---		---	---	---	---	---	---	---	---	---	---	---	---	---	---	---	---	---	---	---	---
4/13/2026	MON					7.47	3			7.47	3													-	-					7.47	3
4/14/2026	TUE					20.81	2			20.81	2													-	-					20.81	2
4/15/2026	WED					3.25	1			3.25	1													-	-					3.25	1
4/16/2026	THU									-	0													-	-					-	0
4/17/2026	FRI									-	0													-	-					-	0
4/18/2026	SAT									-	0	33												-	-					-	0
4/19/2026	SUN	---	---	---	---	---	---	---	---	---	---		---	---	---	---	---	---	---	---	---	---	---	---	---	---	---	---	---	---	---	---
4/20/2026	MON									-	0													-	-					-	0
4/21/2026	TUE					4.12	2			4.12	2													-	-					4.12	2
4/22/2026	WED									-	0													-	-					-	0
4/23/2026	THU									-	0													-	-					-	0
4/24/2026	FRI									-	0													-	-					-	0
4/25/2026	SAT									-	0	4												-	-					-	0
4/26/2026	SUN	---	---	---	---	---	---	---	---	---	---		---	---	---	---	---	---	---	---	---	---	---	---	---	---	---	---	---	---	---	---
4/27/2026	MON									-	0													-	-					-	0
4/28/2026	TUE									-	0													-	-					-	0
4/29/2026	WED					2.02	2			2.02	2													-	-					2.02	2
4/30/2026	THU					7.33	3			7.33	3													-	-					7.33	3
	FRI									-	0													-	-					-	0
	SAT									-	0	9												-	-					-	0
	SUN	---	---	---	---	---	---	---	---	---	---		---	---	---	---	---	---	---	---	---	---	---	---	---	---	---	---	---	---	---	---
	MON									-	0	0												-	-					-	0
TOTAL		-	-	-	-	215.41	32	-	-	215.41	32		-	-	-	-	-	-	-	-	-	-	-	-	-	-	-	-	-	215.41	32

Monthly Totals

Water Used for Dust Control & Irrigation, gallons	1,743,294
Disposal, tons	215
Diversion, tons	-
Soils, tons	-
Total	215

CHIQUITA CANYON LANDFILL - TONNAGE / LOAD REPORT FOR May 2026

DATE		Inbound Material: Disposal: Transfer Trailer Waste	Lds	Residential	Lds	Commercial	Lds	General Public	Lds	Trash Total	Lds	Weekly	Diversion: Shredded Green Waste - Erosion Control	Lds	MRF Fines - Protective Cover	Lds	Shredded Green Waste - ADC	Lds	TASW - ADC	Lds	Rubble Concrete, Asphalt, Rock - Road Base & Erosion Control	Lds	C&D	Lds	Total Tons	Total Loads	Soil: Contaminated Soil - Various Uses	Lds	Clean Soil - Various Uses	Lds	Total Daily Inbound: Tons	Loads
	SUN									-	0																					-	0
	MON									-	0																					-	0
	TUE									-	0																					-	0
	WED									-	0																					-	0
	THU									-	0																					-	0
5/1/2026	FRI					22.87				22.87	0																					22.87	0
5/2/2026	SAT									-	0	23																				-	0
5/3/2026	SUN	---	---	---	---	---	---	---	---	---	---		---	---	---	---	---	---	---	---	---	---	---	---	---	---	---	---	---	---	---	---	---
5/4/2026	MON									-	0																					-	0
5/5/2026	TUE					53.97				53.97	0																					53.97	0
5/6/2026	WED					46.43				46.43	0																					46.43	0
5/7/2026	THU					41.71				41.71	0																					41.71	0
5/8/2026	FRI					2.91				2.91	0																					2.91	0
5/9/2026	SAT					25.11				25.11	0	170																				25.11	0
5/10/2026	SUN	---	---	---	---	---	---	---	---	---	---		---	---	---	---	---	---	---	---	---	---	---	---	---	---	---	---	---	---	---	---	---
5/11/2026	MON					35.99				35.99	0																					35.99	0
5/12/2026	TUE									-	0																					-	0
5/13/2026	WED					31.15				31.15	0																					31.15	0
5/14/2026	THU									-	0																					-	0
5/15/2026	FRI					35.63				35.63	0																					35.63	0
5/16/2026	SAT									-	0	103																				-	0
5/17/2026	SUN	---	---	---	---	---	---	---	---	---	---		---	---	---	---	---	---	---	---	---	---	---	---	---	---	---	---	---	---	---	---	---
5/18/2026	MON									-	0																					-	0
5/19/2026	TUE									-	0																					-	0
5/20/2026	WED									-	0																					-	0
5/21/2026	THU									-	0																					-	0
5/22/2026	FRI									-	0																					-	0
5/23/2026	SAT									-	0	0																				-	0
5/24/2026	SUN	---	---	---	---	---	---	---	---	---	---		---	---	---	---	---	---	---	---	---	---	---	---	---	---	---	---	---	---	---	---	---
5/25/2026	MON									-	0																					-	0
5/26/2026	TUE									-	0																					-	0
5/27/2026	WED									-	0																					-	0
5/28/2026	THU									-	0																					-	0
5/29/2026	FRI									-	0																					-	0
5/30/2026	SAT									-	0	0																				-	0
5/31/2026	SUN	---	---	---	---	---	---	---	---	---	---		---	---	---	---	---	---	---	---	---	---	---	---	---	---	---	---	---	---	---	---	---
	MON									-	0	0																					-	0
TOTAL		-	-	-	-	295.77	-	-	-	295.77	-		-	-	-	-	-	-	-	-	-	-	-	-	-	-	-	-	-	-	-	295.77	-

Monthly Totals	
Water Used for Dust Control & Irrigation, gallons	1,414,182
Disposal, tons	296
Diversion, tons	-
Soils, tons	-
Total	296

CHIQUITA CANYON LANDFILL - TONNAGE / LOAD REPORT FOR June 2026

DATE		Inbound Material																												Total Daily Inbound	
		Disposal											Diversion															Soil					
		Transfer Trailer Waste	Lds	Residential	Lds	Commercial	Lds	General Public	Lds	Trash Total	Lds	Weekly	Shredded Green Waste - Erosion Control	Lds	MRF Fines - Protective Cover	Lds	Shredded Green Waste - ADC	Lds	TASW - ADC	Lds	Rubble Concrete, Asphalt, Rock -Road Base & Erosion Control	Lds	C&D	Lds	Total, tons	Total, loads	Contaminated Soil -Various Uses	Lds	Clean Soil -Various Uses	Lds	Tons	Loads
6/1/2026	SUN									-	0													-	-					-	0
6/2/2026	MON									-	0													-	-					-	0
6/3/2026	TUE									-	0													-	-					-	0
6/4/2026	WED					40.08	5			40.08	5													-	-					40.08	5
6/5/2026	THU					42.24	5			42.24	5													-	-					42.24	5
6/6/2026	FRI									-	0													-	-					-	0
6/7/2026	SAT									-	0	82												-	-					-	0
6/8/2026	SUN	---	---	---	---	---	---	---	---	---	---		---	---	---	---	---	---	---	---	---	---	---	---	---	---	---	---	---	---	---	---
6/9/2026	MON									-	0													-	-					-	0
6/10/2026	TUE					12.18	1			12.18	1													-	-					12.18	1
6/11/2026	WED					31.23	3			31.23	3													-	-					31.23	3
6/12/2026	THU									-	0													-	-					-	0
6/13/2026	FRI					68.11	8			68.11	8													-	-					68.11	8
6/14/2026	SAT					11.42	2			11.42	2	123												-	-					11.42	2
6/15/2026	SUN	---	---	---	---	---	---	---	---	---	---		---	---	---	---	---	---	---	---	---	---	---	---	---	---	---	---	---	---	---	---
6/16/2026	MON					1.43	1			1.43	1													-	-					1.43	1
6/17/2026	TUE					10.16	1			10.16	1													-	-					10.16	1
6/18/2026	WED									-	0													-	-					-	0
6/19/2026	THU					55.09	6			55.09	6													-	-					55.09	6
6/20/2026	FRI									-	0													-	-					-	0
6/21/2026	SAT									-	0	67												-	-					-	0
6/22/2026	SUN	---	---	---	---	---	---	---	---	---	---		---	---	---	---	---	---	---	---	---	---	---	---	---	---	---	---	---	---	---	---
6/23/2026	MON					22.79	3			22.79	3													-	-					22.79	3
6/24/2026	TUE					17.19	5			17.19	5													-	-					17.19	5
6/25/2026	WED					12.94	4			12.94	4													-	-					12.94	4
6/26/2026	THU					44.86	7			44.86	7													-	-					44.86	7
6/27/2026	FRI									-	0													-	-					-	0
6/28/2026	SAT									-	0	99												-	-					-	0
6/29/2026	SUN	---	---	---	---	---	---	---	---	---	---		---	---	---	---	---	---	---	---	---	---	---	---	---	---	---	---	---	---	---	---
6/30/2026	MON					1.96	1			1.96	1													-	-					1.96	1
	TUE									-	0													-	-					-	0
	WED									-	0													-	-					-	0
	THU									-	0													-	-					-	0
	FRI									-	0													-	-					-	0
	SAT									-	0	2												-	-					-	0
	SUN	---	---	---	---	---	---	---	---	---	---		---	---	---	---	---	---	---	---	---	---	---	---	---	---	---	---	---	---	---	---
	MON									-	0	0												-	-					-	0
TOTAL		-	-	-	-	371.68	52	-	-	371.68	52		-	-	-	-	-	-	-	-	-	-	-	-	-	-	-	-	-	371.68	52

Monthly Totals	
Water Used for Dust Control & Irrigation, gallons	2,013,732
Disposal, tons	372
Diversion, tons	-
Soils, tons	-
Total	372

Attachment 3

Leachate Disposal

April 2026			
April 1, 2026	310,774		CC, CCL000436-CC, CCL02472-A, CCL007161-M, CCL000437-CC, RAD-208768, RAD-208769, RAD-208770, CCL02473-A, CCL007162-M, RAD-208771, CCL007163-M, CCL000438-CC, CCL000439-CC, CCL000440-CC, CCL007164-M, RAD-208772, CCL02474-A, RAD-208773, RAD-208762, CCL02475-A, CCL000441-CC, CCL02476-A, RAD-208774, RAD-208775, CCL007165-M, CCL000442-CC, CCL02477-A, CCL007166-M, CCL000443-CC, RAD-208777, CCL000444-CC, CCL000445-CC, CCL000446-CC, CCL000447-CC, CCL000448-CC, CCL007167-M, CCL000449-CC, CCL000450-CC, RAD-208778, RAD-208779, RAD-208767, 021494336FLE, 021494314FLE, 021302664FLE, 021494278FLE, 021494313FLE, 021494279FLE, 021494340FLE, 021494339FLE, 021494338FLE, 021494337FLE, CCL000430-CC
April 2, 2026	258,407		CCL000454-CC, CCL000456-CC, RAD-208781, CCL007168-M, CCL000458-CC, CCL007169-M, RAD-208791, RAD-208793, RAD-208792, RAD-208782, CCL007171-M, CCL000459-CC, CCL007170-M, CCL007174-M, RAD-208783, RAD-208784, RAD-208785, RAD-208786, CCL007175-M, RAD-208787, CCL007176-M, CCL000460-CC, CCL000461-CC, CCL000457-CC, CCL000462-CC, CCL000463-CC, CCL000468-CC, CCL000464-CC, CCL000465-CC, CCL007172-M, CCL000466-CC, CCL000467-CC, CCL007173-M, RAD-208795, 021494333FLE, 021494328FLE, 021494332FLE, 021494316FLE, 021302896FLE, 021494335FLE,
April 3, 2026	206,169		CCL000473-CC, CCL000472-CC, RAD-208796, RAD-208797, RAD-208788, CCL007177-M, RAD-208789, CCL007178-M, CCL007179-M, RAD-208794, RAD-208798, CCL007180-M, CCL007181-M, CCL007183-M, RAD-208799, CCL000475-CC, CCL000476-CC, CCL000477-CC, CCL000478-CC, CCL000480-CC, RAD-208800, CCL007184-M, CCL000481-CC, RAD-208801, CCL000482-CC, 021494334FLE, 021494301FLE, 021494309FLE, 020750890FLE, 021494310FLE, 021302999FLE, 021494329FLE,
April 4, 2026	124,789		208802, CCL000488-CC, CCL007182-M, CCL007185-M, CCL007186-M, CCL000489-CC, CCL000490-CC, CCL007187-M, CCL007188-M, CCL000491-CC, RAD-208803, RAD-208804, RAD-208805, RAD-208806, CCL007189-M, RAD-208807, CCL007190-M, RAD-208808, CCL000485-CC
April 5, 2026	51,231		CCL000492-CC, CCL000493-CC, CCL000494-CC, CCL000495-CC, RAD-208809, CCL007191-M, RAD-208810, CCL000498-CC, RAD-208811
April 6, 2026	215,277		CCL000502-CC, CCL007196-M, CCL007197-M, CCL007192-M, CCL000503-CC, CCL000504-CC, CCL007198-M, CCL000505-CC, RAD-208813, CCL007193-M, RAD-208814, CCL007194-M, CCL007195-M, RAD-208815, RAD-208816, CCL000497-CC, RAD-208817, CCL000507-CC, CCL000506-CC, RAD-208818, CCL000509-CC, CCL000508-CC, CCL000510-CC, CCL007202-M, CCL000513-CC, CCL000514-CC, 021494343FLE, 021494311FLE, 021302913FLE, 021302874FLE, 021494302FLE, 021494342FLE, 021302912FLE, 021494312FLE, CCL000496-CC
April 7, 2026	284,029		CCL000516-CC, RAD-208819, CCL000518-CC, RAD-208820, RAD-208821, RAD-208822, RAD-208823, CCL007200-M, RAD-208824, RAD-208825, CCL003532-X, CCL003540-X, RAD-208826, RAD-208827, CCL007203-M, CCL000519-CC, CCL007199-M, CCL007201-M, CCL003539-X, CCL007204-M, CCL003538-X, CCL007205-M, CCL007206-M, RAD-208828, RAD-208829, CCL000520-CC, CCL000522-CC, CCL000521-CC, CCL000523-CC, CCL000524-CC, CCL000525-CC, CCL007207-M, RAD-208831, RAD-208830, RAD-208832, CCL000526-CC, 021494372FLE, 021494345FLE, 021494363FLE, 021302915FLE, 021303079FLE, 021312242FLE, 021494344FLE, 021302914FLE, CCL007208-M, CCL007210-M
April 8, 2026	234,022		CCL000532-CC, RAD-208834, CCL000529-CC, CCL000533-CC, CCL007217-M, CCL000534-CC, RAD-208835, CCL007209-M, RAD-208877, CCL007211-M, RAD-208836, RAD-208837, CCL007213-M, RAD-208838, CCL000535-CC, CCL007212-M, RAD-208839, RAD-208840, RAD-208841, CCL000527-CC, CCL000537-CC, CCL000539-CC, CCL000540-CC, CCL000548-CC, RAD-208842, CCL000547-CC, RAD-208843, RAD-208844, CCL000549-CC, CCL007220-M, CLL000538-CC, CCL000541-CC, CCL02493-A, CCL007218-M, CCL000536-CC, 021494303FLE, 021494346FLE, 021494373FLE, 021302875FLE, 021494347FLE

April 9, 2026	260,865		CCL000552-CC, RAD-208857, CCL003536-X, CCL007224-M, CCL000554-CC, RAD-208852, CCL000559-CC, RAD-208853, CCL003535-X, CCL007221-M, CCL000555-CC, CCL007219-M, RAD-208854, RAD-208855, RAD-208856, CCL007222-M, CCL007214-M, CCL007215-M, CCL000556-CC, CCL000557-CC, CCL000558-CC, RAD-208845, CCL000560-CC, CCL000561-CC, CCL000565-CC, CCL000562-CC, CCL000563-CC, CCL000564-CC, CCL000542-CC, CCL000566-CC, RAD-208846, RAD-208847, CCL000543-CC, CCL000546-CC, 021494351FLE, 021494350FLE, 021302876FLE, 021494304FLE, 021494349FLE, 021494348FLE, 021312236FLE, 021312325FLE
April 10, 2026	237,225		X, CCL007229-M, CCL003533-X, RAD-208849, CCL003531-X, RAD-208850, CCL007227-M, CCL003530-X, RAD-208858, CCL007228-M, CCL007230-M, RAD-208859, RAD-208860, CCL000567-CC, CCL000568-CC, CCL000569-CC, CCL000570-CC, CCL000571-CC, CCL007231-M, CCL000572-CC, CCL000573-CC, CCL000575-CC, CCL000577-CC, CCL000576-CC, CCL000574-CC, RAD-208862, RAD-208863, RAD-208864, CCL007216-M, CCL007223-M, CCL007225-M, 021494374FLE, 021494375FLE, 021494369FLE, 021494368FLE, 021494308FLE, 021494367FLE, 021494353FLE, 021494352FLE, RAD-208861
April 11, 2026	100,472		CCL000578-CC, CCL000579-CC, RAD-208865, CCL000580-CC, CCL000581-CC, CCL007232-M, CCL007233-M, CCL007234-M, CCL007235-M, RAD-208866, CCL007236-M, RAD-208867, RAD-208868, RAD-208869, CCL007237-M, CCL007238-M, RAD-208870, RAD-208871
April 12, 2026	52,467		CCL000595-CC, CCL000582-CC, CCL000583-CC, CCL000584-CC, CCL000585-CC, RAD-208872, RAD-208873, RAD-208874, CCL000586-CC
April 13, 2026	198,439		CCL000591-CC, RAD-208879, RAD-208875, CCL000589-CC, CCL007248-M, CCL000590-CC, RAD-208876, CCL000592-CC, RAD-208878, RAD-208880, CCL007240-M, CCL007241-M, CCL000593-CC, CCL000594-CC, RAD-208881, CCL007242-M, CCL007243-M, CCL000596-CC, CCL000597-CC, CCL000598-CC, CCL000599-CC, CCL000600-CC, CCL000614-CC, CCL000615-CC, CCL007247-M, CCL000621-CC, 021494370FLE, 021494354FLE, 021302877FLE, 021312241FLE, 021494355FLE
April 14, 2026	273,531		M, CCL000605-CC, CCL003503-X, RAD-208883, RAD-208884, RAD-208885, CCL003504-X, RAD-208886, CCL000606-CC, CCL007330-M, CCL007331-M, CCL000607-CC, RAD-208887, CCL007332-M, RAD-208888, CCL003505-X, RAD-208889, CCL007246-M, RAD-208890, CCL007249-M, RAD-208891, RAD-208892, RAD-208894, CCL007250-M, RAD-208893, CCL007251-M, CCL000609-CC, CCL000610-CC, CCL000611-CC, RAD-208895, CCL000612-CC, RAD-208896, CCL000613-CC, CCL000616-CC, CCL000617-CC, RAD-208898, CCL000618-CC, CCL003520-X, 021303001FLE, 021494362FLE, 021312484FLE, 021303000FLE,
April 15, 2026	232,266		CC, CCL003519-X, CCL007254-M, CCL000622-CC, CCL007333-M, CCL003564-X, RAD-208899, CCL003554-X, RAD-208900, RAD-208901, RAD-208902, RAD-208903, CCL003563-X, RAD-208904, RAD-208905, CCL000625-CC, CCL007334-M, CCL007335-M, CCL007336-M, CCL007337-M, RAD-208906, CCL000623-CC, CCL000624-CC, CCL000626-CC, CCL000627-CC, CCL000628-CC, RAD-208907, RAD-208908, CCL000638-CC, CCL007260-M, CCL000639-CC, CCL000640-CC, 021312239FLE, 021494364FLE, 021494377FLE, 021494371FLE, 021302878FLE,
April 16, 2026	209,775		CCL000631-CC, CCL000634-CC, CCL007256-M, RAD-208911, CCL000642-CC, CCL000635-CC, RAD-208913, RAD-208909, RAD-208914, CCL007338-M, RAD-208910, RAD-208915, CCL007257-M, RAD-208916, CCL007258-M, RAD-208917, CCL007259-M, CCL007261-M, RAD-208918, CCL000636-CC, CCL000637-CC, CCL000644-CC, CCL000645-CC, RAD-208919, CCL000643-CC, CCL000646-CC, CCL000647-CC, CCL000648-CC, CCL000649-CC, 021494413FLE, 021494403FLE, 021494376FLE, 021312326FLE, CCL000641-CC
April 17, 2026	180,020		208920, CCL000713-CC, RAD--208921, RAD-208922, RAD-208923, RAD-208924, CCL000712-CC, CCL007262-M, RAD-208925, CCL007263-M, CCL007267-M, RAD-208927, CCL007268-M, CCL007264-M, CCL007269-M, CCL000711-CC, CCL000709-CC, CCL000708-CC, CCL000707-CC, CCL000706-CC, RAD-208928, CCL000705-CC, CCL007270-M, CCL000703-CC, CCL02536-A, CCL000710-CC, CCL000704-CC, 021494431FLE, 021494389FLE, 021494390FLE, 021494388FLE
April 18, 2026	135,664		CCL000702-CC, RAD-208929, CCL007272-M, CCL000701-CC, RAD-208930, CCL007271-M, CCL000700-CC, RAD-208931, CCL000699-CC, CCL007273-M, CCL007274-M, CCL007276-M, CCL000698-CC, CCL007275-M, CCL000697-CC, RAD-208932, RAD-208933, RAD-208934, CCL007277-M, RAD-208935, CCL000696-CC, CCL000695-CC, CCL000694-CC,

April 19, 2026	69,586		CCL000692-CC, CCL000691-CC, CCL000690-CC, CCL000689-CC, RAD-208936, RAD-208938, RAD-208937, RAD-208939, CCL000688-CC, CCL003565-X, RAD-208940, CCL000687-CC
April 20, 2026	248,123		CCL007284-M, CCL007287-M, RAD-208942, RAD-208943, CCL003555-X, RAD-208944, CCL007288-M, RAD-208945, CCL007286-M, CCL003556-X, CCL003557-X, CCL007283-M, CCL003558-X, CCL007282-M, CCL000685-CC, CCL007278-M, CCL000684-CC, CCL000683-CC, RAD-208946, CCL000682-CC, CCL000681-CC, RAD-208947, CCL000680-CC, CCL000679-CC, CCL000678-CC, CCL000677-CC, RAD-208948, CCL000676-CC, RAD-208962, CCL000650-CC, CCL003559-X, CCL003522-X, 021494387FLE, 021494386FLE, 021494394FLE, 021494430FLE, 021303083FLE, 021494391FLE, 021494393FLE, CCL000686-CC
April 21, 2026	254,166		RAD-208965, CCL003525-X, RAD-208966, CCL007280-M, RAD-208949, RAD-208950, CCL007279-M, RAD-208951, CCL007290-M, CCL007281-M, CCL007289-M, CCL007291-M, RAD-208952, CCL003527-X, CCL003526-X, CCL007292-M, CCL003543-X, CCL007293-M, RAD-208953, RAD-208954, CCL000672-CC, CCL000673-CC, CCL000674-CC, CCL000675-CC, CCL000651-CC, CCL000652-CC, CCL000653-CC, CCL000655-CC, CCL000656-CC, CCL000657-CC, CCL000658-CC, RAD-208955, RAD-208956, CCL003544-X, 021303003FLE, 021494429FLE, 021494396FLE, 021494412FLE, 021494395FLE, 021494392FLE, CCL000795-CC, CCL000654-CC
April 22, 2026	266,609		208957, CCL000661-CC, CCL000662-CC, RAD-208958, CCL000663-CC, RAD-208959, RAD-208960, CCL003548-X, CCL007294-M, RAD-208926, CCL007295-M, CCL003549-X, CCL003550-X, RAD-208961, CCL007296-M, CCL003551-X, CCL007298-M, RAD-208967, CCL007299-M, CCL007297-M, CCL007300-M, RAD-208968, CCL007301-M, RAD-208969, CCL000664-CC, CCL000665-CC, CCL003552-X, CCL000666-CC, CCL000667-CC, RAD-208970, RAD-208971, CCL000668-CC, CCL000669-CC, CCL000670-CC, RAD-208972, CCL000671-CC, CCL000716-CC, 021494434FLE, 021494397FLE, 021494384FLE, 021494404FLE, 021494428FLE,
April 23, 2026	265,799		RAD-208975, CCL007305-M, CCL003567-X, RAD-208976, CCL003568-X, CCL000717-CC, CCL000718-CC, RAD-208977, CCL000719-CC, RAD-208978, CCL003569-X, CCL000725-CC, CCL003571-X, RAD-208979, CCL007302-M, CCL003572-X, CCL007303-M, CCL000721-CC, RAD-208981, RAD-208980, CCL007306-M, RAD-208982, CCL007307-M, CCL000722-CC, CCL007308-M, CCL007309-M, CCL000723-CC, CCL000724-CC, CCL000726-CC, CCL000727-CC, CCL000728-CC, CCL000730-CC, CCL000729-CC, RAD-208983, CCL000731-CC, RAD-208984, CCL000732-CC, 021494240FLE, 021494405FLE, 021494259FLE,
April 24, 2026	206,156		208985, CCL007320-M, CCL000734-CC, RAD-208986, CCL007313-M, CCL007312-M, CCL000735-CC, RAD-208987, CCL007314-M, RAD-208988, CCL007315-M, RAD-208989, CCL000737-CC, CCL007316-M, CCL000738-CC, CCL000739-CC, CCL000740-CC, CCL000742-CC, CCL000741-CC, CCL000743-CC, CCL007317-M, CCL000744-CC, CCL000745-CC, CCL007311-M, 021494398FLE, 021312238FLE, 021494255FLE, 021494197FLE, 021494256FLE, 021494258FLE, 021494257FLE, 021494427FLE, 021494426FLE, 021494439FLE
April 25, 2026	129,150		CCL000747-CC, CCL000746-CC, RAD-208990, CCL007321-M, CCL007322-M, RAD-208991, CCL007323-M, CCL007324-M, RAD-208992, CCL007325-M, RAD-208993, RAD-208994, RAD-208995, RAD-208996, RAD-208997, CCL000748-CC, RAD-208998, CCL007326-M, CCL000749-CC, CCL000750-CC, 021494411FLE, 021494383FLE, 021494385FLE
April 26, 2026	51,659		CCL000751-CC, CCL000752-CC, CCL000753-CC, CCL000772-CC, CCL000755-CC, CCL000754-CC, CCL000771-CC, CCL000770-CC, RAD-209001
April 27, 2026	187,271		CCL000758-CC, CCL007348-M, RAD-209003, CCL007329-M, CCL007343-M, CCL007340-M, CCL007344-M, RAD-209004, CCL007328-M, RAD-209005, RAD-209006, RAD-209007, CCL007341-M, CCL007345-M, CCL000760-CC, CCL02577-A, CCL000762-CC, CCL000761-CC, RAD-208999, CCL000763-CC, CCL003542-X, CCL000764-CC, CCL000765-CC, CCL02581-A, CCL003588-X, 021494243FLE, 021494365FLE, 021303078FLE, 021494399FLE, 021494242FLE

April 28, 2026	309,263		CCL000780-CC, CCL007350-M, CCL003573-X, CCL003590-X, CCL000766-CC, RAD-209000, CCL007346-M, CCL003574-X, CCL003591-X, CCL007347-M, CCL02582-A, CCL000781-CC, CCL007351-M, CCL003592-X, CCL02583-A, CCL003593-X, CCL003594-X, CCL003576-X, RAD-209008, RAD-209009, CCL000767-CC, CCL003577-X, RAD-209012, CCL003578-X, CCL003579-X, CCL003580-X, CCL007353-M, CCL000769-CC, CCL007352-M, CCL000782-CC, CCL000774-CC, CCL000773-CC, CCL000776-CC, CCL000775-CC, CCL02585-A, CCL02586-A, CCL000777-CC, CCL000783-CC, CCL02587-A, CCL000784-CC, CCL02588-A, CCL000785-CC, 021494382FLE, 021494400FLE, 021494358FLE, 021494245FLE, 021494401FLE, 021312237FLE, 021494357FLE, 021494246FLE, CCL007354-M, CCL007327-M
April 29, 2026	303,606		CC, CCL007359-M, RAD-209013, CCL000788-CC, CCL02589-A, CCL007360-M, CCL000789-CC, CCL003582-X, RAD-209014, CCL003583-X, CCL007361-M, RAD-209015, CCL007362-M, RAD-209016, CCL003584-X, CCL000790-CC, RAD-209017, CCL003586-X, CCL003585-X, CCL007357-M, CCL003587-X, RAD-209018, CCL003598-X, RAD-209019, RAD-209020, CCL003599-X, CCL007363-M, CCL007358-M, CCL003600-X, RAD-209021, RAD-209022, CCL000791-CC, CCL000792-CC, CCL02603-A, CCL000793-CC, CCL02604-A, CCL000796-CC, CCL000797-CC, CCL02612-A, RAD-209047, CCL02606-A, RAD-209048, CCL000814-CC, 021494445FLE, 021494359FLE, 021494381FLE, 021494414FLE, 021494440FLE, 021494360FLE, 021303006FLE, CCL000798-CC
April 30, 2026	242,430		M, CCL007374-M, CCL007367-M, CCL000816-CC, RAD-209049, CCL007375-M, RAD-209024, RAD-209025, RAD-209026, RAD-209027, CCL007366-M, RAD-209029, CCL007376-M, RAD-209028, CCL007372-M, RAD-209030, CCL000817-CC, CCL000818-CC, CCL02617-A, CCL000819-CC, CCL02618-A, CCL000800-CC, CCL02615-A, RAD-209031, CCL02620-A, CCL000801-CC, CCL02621-A, RAD-209032, CCL000802-CC, RAD-209033, CCL000803-CC, CCL02628-A, CCL02622-A, 021312240FLE, 021494442FLE, 021494444FLE, 021494415FLE, 021494425FLE, 021494402FLE, CCL007373-M, CCL000799-CC
April 2026 Total	6,099,240		
May 2026			
May 1, 2026	268,708		CCL02625-A, CCL000805-CC, CCL007369-M, CCL02626-A, CCL000806-CC, CCL02629-A, CCL02627-A, RAD-209034, RAD-209045, CCL007371-M, CCL007370-M, CCL000807-CC, CCL000808-CC, RAD-209046, CCL000809-CC, CCL02633-A, CCL007385-M, CCL007386-M, CCL007387-M, CCL000811-CC, RAD-209050, CCL007377-M, CCL02634-A, CCL02635-A, CCL02636-A, CCL000810-CC, CCL000820-CC, CCL02637-A, CCL000822-CC, CCL000821-CC, CCL02638-A, CCL000823-CC, CCL02639-A, CCL02640-A, CCL02641-A, CCL007379-M, CCL000824-CC, CCL007380-M, CCL02642-A, 021494447FLE, 021494406FLE, 021494407FLE,
May 2, 2026	152,625		RAD-209035, CCL000826-CC, CCL000827-CC, CCL007383-M, CCL000828-CC, CCL000829-CC, CCL000830-CC, CCL007384-M, CCL007381-M, RAD-209036, CCL000831-CC, RAD-209037, CCL007388-M, CCL007389-M, CCL000832-CC, CCL000833-CC, RAD-209038, RAD-209039, RAD-209069, RAD-209040, CCL007378-M, RAD-209041, CCL000834-CC, RAD-209042, CCL000835-CC, 021303005FLE, 021303080FLE
May 3, 2026	74,234		CCL000836-CC, RAD-209043, CCL000837-CC, CCL000839-CC, CCL000838-CC, CCL000840-CC, CCL000841-CC, CCL000842-CC, RAD-209044, CCL000843-CC, RAD-209070, CCL000844-CC, CCL000845-CC
May 4, 2026	264,929		209072, CCL003601-X, CCL000848-CC, CCL007391-M, CCL000850-CC, CCL007392-M, CCL000849-CC, CCL007393-M, CCL000851-CC, CCL007394-M, CCL007395-M, CCL003602-X, RAD-209073, CCL003603-X, CCL003604-X, CCL007396-M, CCL003605-X, CCL003606-X, CCL003607-X, CCL000852-CC, CCL003608-X, RAD-209062, CCL000854-CC, CCL007397-M, CCL000855-CC, CCL02649-A, CCL000857-CC, RAD-209063, CCL000856-CC, RAD-209064, CCL000858-CC, CCL000859-CC, CCL02650-A, CCL000860-CC, CCL02651-A, RAD-209065, CCL02725-A, CCL000861-CC, CCL02724-A, 021494408FLE, 021494378FLE, 021494379FLE,

May 5, 2026	316,196		CC, RAD-209066, CCL000864-CC, RAD-209067, CCL000865-CC, CCL003610-X, RAD-209068, CCL003611-X, CCL007399-M, CCL003612-X, CCL007400-M, CCL007401-M, CCL007402-M, CCL000866-CC, RAD-209051, CCL000867-CC, CCL007403-M, CCL000868-CC, CCL007404-M, RAD-209052, CCL003613-X, RAD-209053, CCL003614-X, CCL003615-X, CCL003616-X, RAD-209054, CCL000869-CC, CCL007405-M, RAD-209055, CCL000870-CC, CCL000871-CC, CCL000873-CC, CCL000872-CC, CCL003512-X, CCL000874-CC, CCL02722-A, CCL003514-X, CCL000875-CC, CCL02721-A, CCL003515-X, CCL000877-CC, CCL003516-X, CCL000879-CC, CCL000881-CC, CCL000880-CC, RAD-209057, RAD-209058, 021494471FLE, 021494450FLE, 021494470FLE, 021494361FLE,
May 6, 2026	318,123		M, CCL02719-A, CCL000883-CC, RAD-209059, CCL003619-X, CCL003620-X, CCL003621-X, RAD-209060, RAD-209061, RAD-209074, CCL007410-M, CCL007411-M, CCL007412-M, CCL003622-X, CCL007413-M, RAD-209075, RAD-209076, RAD-209077, CCL007414-M, RAD-209078, CCL003623-X, CCL003624-X, CCL003625-X, RAD-209079, CCL007415-M, CCL000884-CC, CCL000885-CC, CCL000886-CC, RAD-209148, RAD-209149, CCL02718-A, CCL000887-CC, CCL02717-A, RAD-209146, CCL02716-A, RAD-209145, CCL000888-CC, RAD-209144, CCL02715-A, CCL02714-A, CCL000889-CC, RAD-209143, 021494457FLE, 021494456FLE, 021494473FLE, 021494455FLE, 021494454FLE, 021494453FLE, 021494474FLE, 021494452FLE, 021494416FLE, 021494451FLE,
May 7, 2026	287,674		CCL000892-CC, CCL007418-M, CCL007417-M, CCL000893-CC, CCL000894-CC, CCL000895-CC, CCL007419-M, RAD-209147, CCL007420-M, RAD-209081, CCL007421-M, CCL000896-CC, CCL007422-M, RAD-209080, RAD-209082, CCL007423-M, RAD-209083, RAD-209085, CCL000899-CC, CCL000900-CC, CCL000944-CC, CCL000901-CC, CCL003695-X, CCL000943-CC, CCL003690-X, CCL000942-CC, CCL003673-X, CCL003691-X, CCL02710-A, CCL003502-X, CCL000897-CC, CCL02711-A, RAD-209120, RAD-209119, RAD-209118, RAD-209117, CCL000890-CC, CCL003507-X, CCL000891-CC, CCL02709-A, CCL02708-A, CCL02707-A, 021494475FLE, 021494476FLE, 021303015FLE, 021303016FLE, 021303017FLE, 021494485FLE, 021494409FLE,
May 8, 2026	275,664		X, CCL000940-CC, CCL02706-A, RAD-209115, CCL02705-A, RAD-209114, CCL02704-A, CCL000939-CC, CCL003626-X, CCL007425-M, CCL007426-M, CCL007427-M, RAD-209113, CCL007428-M, CCL003694-X, CCL007429-M, CCL003696-X, CCL02703-A, CCL003627-X, CCL003628-X, RAD-209112, CCL003629-X, CCL003630-X, CCL007430-M, CCL003631-X, CCL000938-CC, CCL000937-CC, RAD-209095, CCL000936-CC, CCL000945-CC, CCL000935-CC, CCL000934-CC, CCL000933-CC, CCL02699-A, CCL000932-CC, RAD-209096, RAD-209109, CCL000931-CC, CCL02652-A, CCL000930-CC, CCL000929-CC, CCL007431-M, CCL02702-A, 021494477FLE, 021494417FLE, 021494461FLE
May 9, 2026	138,122		CCL000928-CC, CCL000927-CC, CCL000926-CC, CCL007432-M, RAD-209111, CCL007433-M, CCL02653-A, CCL007434-M, CCL007435-M, CCL02654-A, CCL007436-M, CCL007437-M, RAD-209110, CCL007438-M, CCL000925-CC, CCL007439-M, CCL02701-A, CCL02700-A, CCL000924-CC, CCL000923-CC, CCL000922-CC, CCL000921-CC, 021494465FLE, CCL02656-A, 021494418FLE, 021494463FLE, 021494469FLE
May 10, 2026	106,732		CCL003693-X, CCL000920-CC, CCL003692-X, CCL000919-CC, CCL003501-X, CCL003500-X, CCL000918-CC, CCL003499-X, CCL000916-CC, RAD-209093, CCL000915-CC, RAD-209094, CCL000914-CC, RAD-209086, CCL02655-A, RAD-209087, CCL000913-CC, RAD-209056,
May 11, 2026	285,038		CCL000908-CC, CCL003632-X, CCL000907-CC, CCL007440-M, CCL000906-CC, CCL007441-M, CCL003633-X, RAD-209089, RAD-209090, CCL007442-M, CCL007443-M, CCL000905-CC, CCL007444-M, CCL003634-X, RAD-209091, RAD-209092, RAD-209133, CCL003635-X, CCL007445-M, RAD-209134, CCL003641-X, CCL003639-X, CCL003638-X, CCL007447-M, CCL003637-X, RAD-209135, CCL02657-A, RAD-209136, CCL000904-CC, CCL02658-A, CCL000903-CC, CCL000902-CC, CCL000993-CC, CCL000992-CC, CCL000991-CC, CCL000990-CC, RAD-209137, CCL02659-A, CCL02660-A, CCL02661-A, 021494419FLE, 021494466FLE, 021494503FLE, 021494510FLE, 021494509FLE, 021494467FLE,

May 12, 2026	397,651		CCL007449-M, CCL003644-X, CCL007450-M, CCL003518-X, CCL003650-X, RAD-209138, CCL003679-X, CCL007454-M, CCL000987-CC, CCL02664-A, CCL02665-A, RAD-209139, CCL003645-X, RAD-209140, CCL02666-A, CCL007451-M, CCL007452-M, RAD-209141, CCL003636-X, RAD-209142, CCL007453-M, CCL000986-CC, RAD-209084, CCL000985-CC, CCL000984-CC, RAD-209150, CCL003640-X, RAD-209151, CCL003674-X, CCL003676-X, RAD-209088, CCL003677-X, CCL003678-X, RAD-209097, RAD-209098, CCL007455-M, CCL000989-CC, CCL000983-CC, RAD-209099, RAD-209121, CCL000982-CC, CCL000981-CC, RAD-209122, CCL000980-CC, CCL02667-A, CCL02668-A, CCL000979-CC, RAD-209123, CCL02669-A, RAD-209124, CCL000978-CC, RAD-209125, CCL003646-X, CCL02670-A, RAD-209126, CCL000977-CC, CCL02671-A, CCL003643-X, CCL02672-A, CCL003648-X, CCL003699-X, CCL003700-X, 021303018FLE, 021494518FLE, 021494511FLE, 021494422FLE, 021494505FLE,
May 13, 2026	337,147		A, CCL003697-X, CCL02674-A, CCL007456-M, RAD-209127, CCL02675-A, CCL007457-M, CCL02676-A, CCL000975-CC, RAD-209128, CCL003702-X, CCL007458-M, CCL003680-X, CCL000974-CC, CCL007460-M, CCL02677-A, CCL007459-M, CCL003688-X, CCL007461-M, CCL007462-M, CCL000946-CC, RAD-209129, CCL003689-X, CCL02678-A, CCL003686-X, CCL007463-M, RAD-209130, RAD-209131, CCL003685-X, RAD-209132, CCL000948-CC, CCL000949-CC, RAD-209152, RAD-209153, CCL000950-CC, CCL003707-X, RAD-209154, CCL003708-X, CCL000951-CC, CCL003709-X, CCL003710-X, CCL003711-X, CCL000952-CC, CCL003713-X, RAD-209155, CCL003712-X, CCL000953-CC, RAD-209156, RAD-209157, 021494460FLE, 021494507FLE, 021494506FLE, 021494468FLE, 021494420FLE, 021494526FLE, 021494516FLE, 021494527FLE
May 14, 2026	266,664		CCL007466-M, CCL007464-M, CCL007467-M, RAD-209101, CCL007468-M, CCL007469-M, RAD-209102, CCL007470-M, CCL000955-CC, RAD-209103, CCL000956-CC, RAD-209104, CCL000957-CC, RAD-209105, CCL007471-M, RAD-209106, CCL000958-CC, RAD-209107, CCL000959-CC, CCL000960-CC, CCL000961-CC, CCL000962-CC, CCL000963-CC, CCL003715-X, CCL003716-X, CCL003717-X, CCL003718-X, CCL003719-X, CCL003720-X, CCL003722-X, RAD-209108, CCL003723-X, CCL003721-X, CCL000964-CC, CCL000965-CC, CCL000966-CC, 021494533FLE, 021494512FLE, 021494517FLE, 021494537FLE, 021494532FLE,
May 15, 2026	205,067		CCL007473-M, CCL007475-M, CCL000971-CC, RAD-209159, CCL007474-M, CCL007476-M, RAD-209160, CCL007477-M, CCL000972-CC, RAD-209161, CCL007478-M, RAD-209162, CCL007472-M, CCL007479-M, CCL000973-CC, CCL02679-A, CCL000994-CC, CCL000995-CC, CCL02680-A, CCL000996-CC, CCL02681-A, CCL02683-A, RAD-209167, CCL000997-CC, CCL02684-A, CCL000998-CC, RAD-209163, CCL02685-A, 021494508FLE, 021494521FLE, 021494515FLE, 021494535FLE
May 16, 2026	156,222		CC, CCL02688-A, CCL007480-M, CCL007482-M, CCL007483-M, CCL007485-M, CCL001001-CC, CCL007484-M, CCL001002-CC, CCL001003-CC, RAD-209164, CCL001004-CC, RAD-209165, CCL007487-M, CCL007486-M, RAD-209166, CCL001005-CC, CCL001006-CC, RAD-209168, CCL001008-CC, CCL001009-CC, 021494522FLE, 021303007FLE,
May 17, 2026	132,685		X, CCL001011-CC, CCL003729-X, CCL003728-X, CCL003684-X, CCL003727-X, RAD-209169, RAD-209170, CCL001012-CC, CCL003731-X, CCL001016-CC, CCL003725-X, RAD-209171, CCL001017-CC, CCL001018-CC, CCL001019-CC, CCL003730-X, CCL001015-CC, RAD-209172, CCL003683-X, CCL003726-X
May 18, 2026	315,963	5,076	CCL003703-X, RAD-209176, CCL007495-M, CCL007494-M, CCL001021-CC, CCL001022-CC, CCL007490-M, CCL007489-M, CCL007488-M, CCL02690-A, CCL003704-X, RAD-209177, CCL001023-CC, CCL003705-X, CCL007491-M, CCL003706-X, RAD-209178, CCL003751-X, RAD-209179, CCL003752-X, RAD-209180, CCL02691-A, RAD-209181, CCL02692-A, RAD-209182, CCL007492-M, CCL001024-CC, CCL007496-M, CCL001026-CC, CCL02693-A, CCL001027-CC, RAD-209183, CCL001028-CC, CCL003732-X, CCL003734-X, CCL003733-X, CCL02694-A, CCL003736-X, CCL003735-X, CCL02695-A, CCL003737-X, CCL003741-X, CCL001030-CC, CCL001029-CC, CCL02696-A, CCL001031-CC, CCL02697-A, CCL001032-CC, CCL02698-A, 021303082FLE, 021494542FLE,

May 19, 2026	412,788	5,292	CC, CCL02728-A, CCL02726-A, RAD-209185, CCL001035-CC, CCL02729-A, CCL02730-A, CCL02731-A, CCL007500-M, CCL007501-M, CCL007499-M, CCL007504-M, CCL02732-A, CCL003753-X, RAD-209186, CCL001036-CC, CCL003754-X, CCL003756-X, RAD-209187, CCL001037-CC, CCL001038-CC, RAD-209188, CCL003755-X, CCL007497-M, CCL02733-A, CCL001039-CC, CCL003757-X, RAD-209189, RAD-209190, CCL003758-X, CCL001040-CC, RAD-209191, CCL007502-M, CCL003760-X, CCL007503-M, CCL001041-CC, CCL02736-A, RAD-209192, CCL001044-CC, CCL001042-CC, CCL02737-A, CCL001043-CC, CCL02738-A, CCL003742-X, CCL003743-X, CCL003744-X, CCL003747-X, CCL003745-X, CCL02739-A, CCL003748-X, CCL003746-X, CCL001046-CC, CCL02740-A, CCL003771-X, CCL003750-X, RAD-209193, CCL003770-X, CCL02742-A, CCL001045-CC, RAD-209194, RAD-209195, CCL001047-CC, CCL001048-CC, CCL02741-A, CCL003749-X, 021494529FLE, 021494530FLE, 021494560FLE, 021494536FLE, 021494554FLE, 021494559FLE,
May 20, 2026	351,853	1,654	CCL02745-A, CCL003762-X, RAD-209197, RAD-209198, CCL02746-A, CCL007506-M, CCL001051-CC, RAD-209199, CCL007505-M, CCL02747-A, CCL001052-CC, CCL02748-A, CCL001053-CC, RAD-209200, CCL007507-M, CCL007508-M, CCL001054-CC, RAD-209201, CCL003763-X, CCL02749-A, CCL007509-M, CCL02750-A, CCL003766-X, CCL003765-X, CCL003764-X, CCL007510-M, RAD-209202, RAD-209203, CCL003769-X, CCL003767-X, RAD-209204, CCL007511-M, CCL02752-A, CCL02751-A, CCL007512-M, RAD-209205, CCL02753-A, CCL001057-CC, CCL001059-CC, CCL001060-CC, CCL003772-X, CCL003773-X, CCL003774-X, CCL003775-X, CCL003776-X, RAD-209206, CCL003777-X, CCL003778-X, CCL003780-X, CCL003779-X, RAD-209207, CCL003781-X, 021494561FLE, 021494531FLE, 021494572FLE, 021494577FLE, 021494578FLE, 021494545FLE, 021494562FLE, 021494540FLE
May 21, 2026	326,286		CC, CCL001063-CC, CCL003788-X, CCL003789-X, CCL003790-X, CCL007515-M, CCL003791-X, CCL007516-M, CCL001064-CC, CCL001065-CC, RAD-209209, CCL003792-X, CCL007517-M, CCL007518-M, CCL007513-M, RAD-209210, CCL003793-X, CCL007519-M, RAD-209211, CCL001068-CC, CCL001066-CC, CCL007520-M, CCL001067-CC, RAD-209212, CCL001069-CC, RAD-209213, RAD-209214, CCL001075-CC, CCL02769-A, CCL001076-CC, CCL003782-X, CCL02770-A, CCL003783-X, CCL003784-X, CCL02771-A, CCL003785-X, CCL001072-CC, CCL003844-X, CCL003843-X, CCL001077-CC, CCL001071-CC, CCL003840-X, CCL003842-X, CCL003841-X, CCL001073-CC, CCL02773-A, CCL02774-A, CCL02775-A, 021494248FLE, 021494564FLE, 021494553FLE, 021494424FLE, 021494574FLE, 021494558FLE, 021494563FLE
May 22, 2026	309,622		X, CCL003796-X, CCL02776-A, RAD-209217, RAD-209218, CCL007522-M, CCL02777-A, CCL001081-CC, CCL007521-M, RAD-209219, CCL02778-A, CCL02779-A, CCL007523-M, CCL003797-X, CCL007525-M, CCL007524-M, CCL003798-X, CCL003807-X, CCL003808-X, CCL007526-M, CCL003812-X, CCL003809-X, CCL003810-X, CCL003811-X, RAD-209220, CCL007527-M, RAD-209221, CCL007528-M, RAD-209222, RAD-209223, CCL001083-CC, CCL02781-A, CCL001082-CC, CCL001084-CC, CCL001085-CC, CCL003839-X, CCL001086-CC, CCL003838-X, CCL02782-A, CCL003837-X, CCL003836-X, CCL001087-CC, CCL02783-A, CCL003835-X, RAD-209224, CCL003813-X, 021494573FLE, 021494249FLE, 021303019FLE, 021494579FLE, 021303020FLE, 021494524FLE, 021494525FLE
May 23, 2026	138,806		CCL003799-X, RAD-209225, CCL001088-CC, CCL007530-M, CCL001089-CC, CCL001090-CC, RAD-209226, CCL007531-M, CCL001092-CC, RAD-209227, CCL007532-M, RAD-209228, CCL007533-M, CCL007529-M, RAD-209229, CCL007535-M, RAD-209230, RAD-209231, CCL007536-M, CCL007537-M, CCL001093-CC, RAD-209232, CCL001094-CC, 021494546FLE, 021494581FLE
May 24, 2026	-		
May 25, 2026	100,906		CCL003800-X, CCL003801-X, CCL003802-X, CCL003803-X, CCL001095-CC, CCL02789-A, CCL001096-CC, RAD-209233, CCL001097-CC, CCL001098-CC, CCL001099-CC, CCL02791-A, CCL001101-CC, CCL001106-CC, CCL02792-A, CCL001100-CC, CCL02793-A, CCL02803-A

May 26, 2026	367,611		CCL02797-A, CCL02798-A, CCL001104-CC, CCL02799-A, CCL001105-CC, CCL001107-CC, CCL02800-A, RAD-209234, RAD-209235, CCL007540-M, CCL02802-A, CCL003815-X, CCL007541-M, CCL003814-X, CCL02804-A, CCL007542-M, CCL02805-A, CCL001108-CC, CCL007544-M, CCL003816-X, CCL007543-M, CCL001109-CC, CCL003817-X, CCL001110-CC, RAD-209236, CCL02806-A, CCL007545-M, CCL007539-M, CCL02807-A, CCL02808-A, CCL007546-M, CCL02809-A, CCL001111-CC, CCL001112-CC, RAD-209237, CCL02810-A, CCL02811-A, CCL001113-CC, RAD-209238, CCL001114-CC, CCL001115-CC, CCL003804-X, RAD-209239, CCL001116-CC, CCL001117-CC, CCL003805-X, CCL003806-X, CCL003823-X, RAD-209240, CCL02812-A, RAD-209241, CCL02813-A, CCL02814-A, 021494582FLE, 021303022FLE, 021494551FLE, 021494588FLE, 021494565FLE, 021494576FLE, 021494589FLE,
May 27, 2026	391,107		CCL02817-A, CCL001118-CC, RAD-209244, CCL02819-A, RAD-209245, CCL02818-A, CCL001121-CC, CCL001120-CC, CCL007547-M, CCL003819-X, CCL007548-M, RAD-209246, CCL007549-M, CCL007550-M, CCL003820-X, CCL02820-A, CCL003821-X, CCL003846-X, RAD-209247, CCL003847-X, RAD-209248, CCL02821-A, CCL003848-X, RAD-209249, CCL001122-CC, CCL007552-M, CCL007553-M, CCL003849-X, CCL02822-A, CCL007551-M, CCL007554-M, CCL02823-A, RAD-209253, CCL02824-A, RAD-209254, CCL001123-CC, RAD-209255, CCL02825-A, CCL003824-X, CCL001126-CC, CCL001124-CC, CCL003825-X, CCL001125-CC, CCL001127-CC, CCL001128-CC, CCL003826-X, CCL02827-A, CCL003827-X, CCL02838-A, CCL003829-X, CCL003828-X, CCL003822-X, CCL001132-CC, CCL003830-X, CCL007556-M, CCL003831-X, CCL003832-X, 021494566FLE, 021494598FLE, 021494550FLE, 021494549FLE, 021494580FLE, 021494548FLE, 021494600FLE, 021494547FLE, 021494599FLE
May 28, 2026	380,918		CCL001134-CC, RAD-209258, RAD-209259, CCL001133-CC, RAD-209250, CCL02828-A, CCL001135-CC, RAD-209260, CCL02829-A, RAD-209251, CCL007557-M, CCL001136-CC, CCL007558-M, RAD-209256, RAD-209252, RAD-209261, RAD-209262, CCL003854-X, RAD-209263, CCL007560-M, CCL007559-M, CCL001137-CC, CCL007555-M, RAD-209264, CCL007561-M, CCL003855-X, CCL003856-X, CCL02831-A, CCL003859-X, CCL02832-A, CCL007562-M, RAD-209265, CCL02833-A, CCL001140-CC, CCL001141-CC, CCL001142-CC, CCL02834-A, CCL001143-CC, CCL02835-A, CCL001144-CC, CCL001145-CC, CCL003833-X, CCL003834-X, CCL003893-X, RAD-209266, CCL003894-X, CCL02836-A, CCL001146-CC, CCL003895-X, CCL003896-X, CCL003898-X, CCL003897-X, CCL003899-X, CCL003900-X, CCL02837-A, CCL001139-CC, 021494195FLE, 021486610FLE, 021486624FLE, 021486625FLE, 021494575FLE, 021486628FLE, 021486626FLE, 021486627FLE, 021494555FLE
May 29, 2026	280,223		CCL02843-A, CCL001148-CC, CCL001149-CC, CCL02844-A, CCL02845-A, RAD-209267, CCL02846-A, CCL007564-M, RAD-209268, CCL007565-M, CCL02848-A, CCL001150-CC, CCL007566-M, CCL02849-A, CCL007567-M, CCL007568-M, CCL007569-M, CCL02850-A, RAD-209269, CCL007563-M, CCL02851-A, RAD-209270, CCL001151-CC, CCL007570-M, RAD-209271, RAD-209272, CCL001155-CC, CCL001156-CC, CCL001157-CC, RAD-209273, CCL001158-CC, CCL02852-A, CCL02853-A, RAD-209275, CCL001152-CC, CCL001153-CC, RAD-209276, CCL02854-A, 021494196FLE, 021486622FLE, 021312476FLE, 021486621FLE, 021303021FLE, 021494597FLE, 021486647FLE
May 30, 2026	215,492		[illegible] CCL02856-A, CCL007572-M, CCL02857-A, CCL007573-M, CCL02858-A, CCL007571-M, CCL001159-CC, CCL007574-M, CCL001160-CC, CCL007575-M, CCL007576-M, CCL001161-CC, CCL007577-M, CCL02859-A, CCL02860-A, CCL007578-M, RAD-209280, CCL02861-A, RAD-209281, CCL02862-A, CCL001162-CC, CCL02863-A, RAD-209282, CCL02864-A, CCL001163-CC, RAD-209283, RAD-209284, CCL001164-CC, CCL007579-M, CCL001165-CC, CCL007580-M, CCL007581-M, 021486616FLE,
May 31, 2026	-		
May 2026 Total	7,575,056	12,022	

June 2026

June 1, 2026	291,628		X, CCL007582-M, CCL003903-X, CCL003860-X, RAD-209285, CCL003904-X, CCL007585-M, CCL003905-X, RAD-209286, CCL003906-X, CCL007584-M, CCL003845-X, CCL001167-CC, CCL007586-M, CCL003861-X, CCL003862-X, CCL003863-X, CCL001168-CC, CCL001170-CC, CCL001169-CC, CCL003864-X, RAD-209287, CCL001171-CC, CCL007587-M, CCL001172-CC, CCL003865-X, CCL003866-X, CCL001173-CC, CCL001174-CC, CCL001175-CC, CCL02866-A, CCL001176-CC, CCL02867-A, CCL001177-CC, CCL001178-CC, CCL001179-CC, RAD-209289, CCL001180-CC, RAD-209288, CCL007588-M, CCL007589-M, CCL02868-A, CCL001181-CC, CCL001182-CC, CCL001183-CC, RAD-209290, 021486648FLE, 021486615FLE, 021486614FLE, 021486636FLE
June 2, 2026	302,126		CCL007592-M, CCL003909-X, RAD-209294, RAD-209292, RAD-209293, CCL02872-A, CCL001185-CC, CCL007593-M, CCL02871-A, CCL001186-CC, CCL007594-M, CCL001187-CC, CCL001188-CC, CCL02870-A, CCL001189-CC, RAD-209296, RAD-209295, CCL02873-A, CCL001190-CC, CCL02874-A, RAD-209297, CCL001191-CC, RAD-209298, CCL001192-CC, CCL007596-M, RAD-209299, CCL001194-CC, CCL001193-CC, CCL001195-CC, RAD-209300, CCL001196-CC, CCL001197-CC, RAD-209301, CCL00198-CC, CCL001199-CC, RAD-209302, CCL001201-CC, CCL02877-A, CCL02875-A, CCL02876-A, RAD-209303, CCL001205-CC, CCL001200-CC, CCL001202-CC, CCL001203-CC, CCL007595-M, 021494596FLE, 021494557FLE, 021494595FLE, 021486666FLE, 021486633FLE, 021486611FLE, 021494567FLE, 021494568FLE, 021486644FLE
June 3, 2026	283,697		CCL003871-X, CCL003872-X, CCL001206-CC, CCL001207-CC, CCL001208-CC, CCL02879-A, CCL02880-A, CCL001209-CC, CCL02881-A, CCL003873-X, CCL02882-A, CCL001210-CC, CCL001211-CC, CCL003874-X, CCL02883-A, CCL02884-A, CCL001212-CC, CCL001213-CC, CCL001215-CC, CCL001216-CC, CCL001214-CC, RAD-209304, CCL02885-A, RAD-209305, CCL02886-A, CCL003910-X, RAD-209306, RAD-209314, RAD-209309, CCL003911-X, RAD-209308, RAD-209319, RAD-209318, CCL003912-X, RAD-209313, RAD-209317, CCL003913-X, RAD-209316, RAD-209315, RAD-209312, RAD-209307, 021486629FLE, 021486630FLE, 021486634FLE, 021486635FLE, 021486674FLE, 021486676FLE
June 4, 2026	311,216		CCL007600-M, CCL007598-M, CCL003917-X, CCL003914-X, RAD-209310, CCL003919-X, CCL007601-M, CCL003918-X, CCL003875-X, CCL007602-M, CCL003876-X, CCL001217-CC, RAD-209320, CCL003877-X, RAD-209321, CCL003878-X, CCL001218-CC, CCL007603-M, CCL001219-CC, RAD-209322, RAD-209323, CCL001226, CCL001220-CC, RAD-209324, RAD-209325, CCL007604-M, CCL001221-CC, RAD-209326, CCL001222-CC, CCL02888-A, RAD-209327, CCL001223-CC, CCL001224-CC, CCL001225-CC, CCL007605-M, CCL001227-CC, CCL007606-M, CCL02889-A, CCL001228-CC, CCL02890-A, CCL02891-A, CCL001229-CC, RAD-209349, 021486675FLE, 021486672FLE, 021486683FLE, 021486632FLE, 021486670FLE, 021494593FLE, 021486669FLE, 021494594FLE
June 5, 2026	275,185		CCL003925-X, CCL007608-M, CCL003926-X, CCL007609-M, CCL003927-X, CCL007610-M, CCL001230-CC, CCL007611-M, CCL001232-CC, CCL001231-CC, RAD-209348, CCL001233-CC, RAD-209347, RAD-209346, CCL02896-A, RAD-209345, CCL02897-A, CCL001239-CC, CCL001234-CC, CCL007612-M, CCL007614-M, CCL007613-M, CCL001236-CC, RAD-209344, CCL001235-CC, CCL02898-A, RAD-209342, RAD-209343, CCL02899-A, CCL02900-A, CCL02901-A, CCL001237-CC, CCL02902-A, CCL001238-CC, CCL001240-CC, CCL001241-CC, CCL001242-CC, 021486668FLE, 021486667FLE, 021486673FLE, 021486642FLE, 021486694FLE, 021303027FLE, 021303024FLE, 021486693FLE
June 6, 2026	259,299		CCL007617-M, CCL003955-X, CCL003931-X, CCL007618-M, CCL003933-X, CCL003932-X, CCL007619-M, CCL003953-X, CCL007620-M, CCL003952-X, CCL007616-M, CCL02904-A, CCL02903-A, RAD-209328, CCL02905-A, RAD-209341, CCL001244-CC, CCL001245-CC, RAD-209329, CCL001246-CC, RAD-209330, CCL001247-CC, CCL001248-CC, RAD-209331, CCL001249-CC, CCL001250-CC, RAD-209332, CCL001251-CC, CCL02906-A, RAD-209333, RAD-209334, CCL001252-CC, RAD-209335, CCL02907-A, CCL001253-CC, CCL001254-CC, CCL001255-CC, CCL001256-CC, RAD-209336, CCL001258-CC, CCL001259-CC,
June 7, 2026	-		

June 8, 2026	307,751		RAD-209338, CCL001264-CC, CCL001263-CC, RAD-209339, CCL007623-M, CCL003885-X, CCL003884-X, RAD-209340, CCL007624-M, CCL02909-A, CCL007625-M, CCL007626-M, CCL007627-M, CCL007628-M, CCL003880-X, CCL001265-CC, CCL001266-CC, CCL02910-A, CCL001267-CC, CCL02911-A, CCL001268-CC, CCL02912-A, CCL003879-X, RAD-209350, RAD-209351, CCL001269-CC, CCL001276-CC, CCL001270-CC, CCL001271-CC, CCL001272-CC, CCL007629-M, CCL02913-A, CCL007630-M, CCL001273-CC, CCL001274-CC, RAD-209352, CCL001275-CC, RAD-209353, CCL001277-CC, RAD-209354, CCL02914-A, RAD-209355, CCL02915-A, CCL003881-X, 021486695FLE, 021303025FLE, 021486650FLE, 021486691FLE, 021486646FLE, 021486692FLE,
June 9, 2026	363,715		CCL003958-X, CCL007633-M, CCL02917-A, CCL001201-RW, CCL003960-X, CCL007634-M, CCL007632-M, CCL003961-X, CCL001279-CC, CCL001202-RW, CCL007635-M, RAD-209356, CCL001200-RW, CCL02918-A, RAD-209357, RAD-209358, CCL001280-CC, CCL02919-A, RAD-209359, CCL02920-A, RAD-209371, CCL001285-CC, RAD-209372, CCL02921-A, RAD-209373, CCL02922-A, RAD-209374, CCL02923-A, CCL001203-RW, RAD-209375, CCL001204-RW, CCL02925-A, CCL007637-M, CCL007636-M, CCL001281-CC, RAD-209360, CCL001286-CC, RAD-209361, CCL001205-RW, CCL001282-CC, CCL001283-CC, RAD-209362, CCL02926-A, CCL001284-CC, CCL02924-A, CCL003962-X, CCL003963-X, CCL003964-X, CCL003965-X, CCL02927-A, CCL02931-A, CCL02928-A, CCL02929-A, CCL02930-A, 021494590FLE, 021486699FLE, 021494592FLE, 021486723FLE, 021486704FLE, 021486696FLE,
June 10, 2026	369,955		M, CCL003975-X, CCL007640-M, CCL02934-A, CCL003968-X, CCL007641-M, CCL003972-X, CCL02935-A, CCL007639-M, CCL003974-X, CCL003973-X, CCL007642-M, CCL003976-X, CCL001207-RW, CCL001208-RW, RAD-209363, CCL02936-A, RAD-209364, CCL001290-CC, RAD-209365, CCL02937-A, RAD-209366, CCL02938-A, CCL001291-CC, CCL02939-A, CCL007644-M, RAD-209367, CCL02944-A, RAD-209368, CCL02940-A, RAD-209369, CCL001209-RW, CCL007645-M, CCL001210-RW, RAD-209370, CCL007643-M, CCL02942-A, RAD-209377, CCL002943-A, CCL001211-RW, CCL007646-M, CCL02945-A, RAD-209376, CCL02946-A, RAD-209378, RAD-209379, CCL02947-A, CCL02948-A, CCL02949-A, CCL02952-A, CCL02951-A, CCL02950-A, CCL02953-A, RAD-209380, RAD-209381, RAD-209382, CCL001293-CC, CCL001292-CC, 021494591FLE, 021486705FLE, 021486700FLE, 021486643FLE, 021486703FLE, 021486706FLE, 021486701FLE, 021486702FLE
June 11, 2026	344,321		M, CCL003985-X, CCL007649-M, CCL003977-X, CCL003969-X, CCL007650-M, CCL003986-X, CCL007651-M, CCL003981-X, CCL007652-M, RAD-209383, CCL001212-RW, RAD-209386, RAD-209385, CCL001213-RW, RAD-209387, CCL02955-A, CCL001294-CC, RAD-209384, CCL02956-A, RAD-209388, CCL001295-CC, CCL02957-A, CCL001213B-RW, CCL001296-CC, CCL02958-A, CCL001297-CC, CCL02959-A, RAD-209390, CCL02960-A, CCL001298-CC, CCL02961-A, CCL001299-CC, CCL007654-M, CCL007655-M, CCL02962-A, RAD-209391, CCL02965-A, CCL001215-RW, CCL02964-A, RAD-209393, CCL02963-A, CCL001214-RW, RAD-209392, CCL02966-A, CCL001300-CC, CCL02968-A, RAD-209394, RAD-209395, RAD-209397, CCL02971-A, RAD-209396, 021486749FLE, 021486748FLE, 021486747FLE, 021486681FLE, 021494583FLE,
June 12, 2026	355,614		CCL003988-X, CCL003989-X, CCL007657-M, CCL007659-M, CCL007658-M, RAD-209398, RAD-209399, RAD-209400, CCL007660-M, RAD-209402, RAD-209401, CCL007661-M, RAD-209389, CCL001301-CC, CCL003882-X, CCL001302-CC, CCL02972-A, CCL02973-A, CCL001303-CC, CCL02974-A, CCL02975-A, CCL001304-CC, CCL02976-A, CCL02977-A, CCL003883-X, CCL02978-A, CCL001305-CC, CCL001306-CC, CCL007662-M, CCL001307-CC, CCL007663-M, CCL02979-A, CCL02980-A, CCL001308-CC, CCL02981-A, CCL02982-A, CCL02983-A, CCL001309-CC, CCL001310-CC, CCL02984-A, RAD-209403, RAD-209406, CCL001311-CC, RAD-209404, CCL02985--A, RAD-209407, CCL001312-CC, RAD-209405, RAD-209408, CCL02986-A, CCL001313-CC, RAD-209409, CCL001314-CC, CCL02988-A, CCL02989-A, CCL001315-CC, 021486652FLE, 021303023FLE, 021486725FLE, 021486690FLE, 021486745FLE, 021486726FLE, 021486641FLE
June 13, 2026	218,514		CCL007665-M, CCL003951-X, CCL003990-X, CCL007666-M, CCL003991-X, CCL003993-X, CCL003992-X, CCL003987-X, RAD-209410, CCL007669-M, RAD-209420, CCL007668-M, CCL001316-CC, RAD-209419, CCL02991-A, CCL001317-CC, RAD-209417, RAD-209418, CCL007670-M, CCL02992-A, CCL001318-CC, CCL02993-A, CCL001319-CC, CCL001320-CC, CCL02994-A, CCL02995-A, CCL001321-CC, CCL02996-A, CCL001323-CC, CCL001324-CC, CCL001326-CC, CCL001325-CC, CCL001322-CC, CCL001327-CC, CCL001329-CC

June 14, 2026	-		
June 15, 2026	291,367		M, CCL001330-CC, CCL001331-CC, CCL007676-M, CCL001332-CC, RAD-209416, CCL001333-CC, CCL003886-X, CCL003887-X, CCL003888-X, CCL001216-RW, CCL003889-X, CCL001217-RW, RAD-209415, CCL003890-X, RAD-209414, CCL001334-CC, RAD-209413, CCL007677-M, CCL001335-CC, RAD-209412, CCL001218-RW, CCL001336-CC, RAD-209411, CCL001337-CC, CCL001338-CC, CCL001339-CC, CCL001340-CC, CCL02997-A, CCL001341-CC, CCL001342-CC, RAD-209421, CCL02998-A, CCL001343-CC, CCL02999-A, CCL007678-M, RAD-209422, CCL001345-CC, RAD-209423, CCL03000-A, CCL001344-CC, CCL03001-A, CCL03002-A, CCL03003-A, CCL001328-CC, 021486649FLE, 021486687FLE, 021494584FLE, 021486721FLE
June 16, 2026	428,007		M, CCL003996-X, CCL003997-X, CCL003998-X, CCL007681-M, CCL004001-X, CCL003999-X, CCL007682-M, CCL004000-X, CCL007683-M, CCL003934-X, CCL003892-X, RAD-209424, RAD-209427, RAD-209428, RAD-209426, RAD-209425, CCL003935-X, RAD-209429, CCL003936-X, CCL003937-X, RAD-209430, CCL003939-X, CCL003938-X, CCL001346-CC, CCL001347-CC, CCL03004-A, CCL03005-A, CCL03006-A, CCL001348-CC, CCL03007-A, RAD-209431, CCL001349-CC, CCL001350-CC, CCL001351-CC, CCL03008-A, CCL03009-A, CCL007685-M, CCL03010-A, CCL001353-CC, CCL001352-CC, CCL007686-M, CCL03011-A, RAD-209432, CCL03012-A, CCL007687-M, CCL001354-CC, CCL03014-A, CCL001357-CC, CCL03015-A, RAD-209433, CCL001356-CC, CCL001355-CC, CCL03013-A, CCL001358-CC, RAD-209434, RAD-209435, RAD-209436, CCL001359-CC, CCL03016-A, CCL03017-A, CCL001361-CC, CCL03018-A, CCL03019-A, CCL03020-A, CCL03021-A, 021486744FLE, 021303026FLE, 021486729FLE, 021486716FLE, 021486730FLE,
June 17, 2026	433,811		CCL03024-A, CCL007689-M, CCL003948-X, CCL007690-M, CCL004016-CC, CCL03025-A, CCL007691-M, CCL004017-CC, CCL007692-M, CCL001219-RW, CCL007693-M, RAD-209437, CCL03026-A, RAD-209438, CCL03027-A, CCL001360-CC, CCL001220-RW, CCL001362-CC, CCL001363-CC, CCL03028-A, RAD-209439, CCL004018-C, RAD-209440, CCL03029-A, CCL03030-A, CCL001364-CC, RAD-209441, CCL004019-C, RAD-209442, RAD-209443, CCL001365-CC, CCL007694-M, CCL03031-A, CCL004020-C, CCL007695-M, CCL001221-RW, CCL03032-A, CCL007696-M, RAD-209444, CCL001222-RW, RAD-209445, CCL001366-CC, CCL004004-X, CCL004003-X, CCL001367-CC, CCL001368-CC, CCL004007-X, CCL004005-X, CCL004008-X, CCL001369-CC, CCL004009-X, CCL004010-X, CCL03033-A, CCL03034-A, CCL03035-A, CCL001370-CC, RAD-209446, CCL03037-A, CCL001371-CC, RAD-209447, RAD-209448, CCL001372-CC, RAD-209449, CCL03039-A, CCL001373-CC, CCL004012-X, 021486717FLE, 021486720FLE, 021486713FLE, 021486750FLE, 021486715FLE, 021486714FLE, 021486711FLE,
June 18, 2026	393,940		CCL007698-M, CCL004016-X, CCL03040-A, CCL007699-M, CCL03041-A, CCL03042-A, CCL007700-M, CCL03044-A, CCL03043-A, CCL007701-M, CCL03045-A, RAD-209450, CCL007702-M, RAD-209451, RAD-209452, CCL004022-C, RAD-209453, CCL001375-CC, CCL001376-CC, RAD-209454, CCL001377-CC, CCL004021-C, CCL004023-C, CCL004024-C, CCL004025-C, CCL004026-C, CCL004027-C, CCL004028-C, CCL03046-A, CCL007703-M, RAD-209455, CCL004029-C, CCL001378-CC, RAD-209456, CCL001379-CC, CCL03047-A, CCL03048-A, CCL001380-CC, CCL001383-CC, CCL001381-CC, CCL001385-CC, CCL001384-CC, CCL03049-A, CCL001386-CC, CCL03050-A, CCL001387-CC, RAD-209457, RAD-209458, RAD-209459, CCL001388-CC, RAD-209460, CCL001389-CC, RAD-209461, CCL001390-CC, CCL03051-A, CCL001392-CC, CCL004030-C, 021486753FLE, 021486655FLE, 021486708FLE, 021486710FLE, 021486680FLE, 021494194FLE, 021486654FLE, 021486709FLE, 021486712FLE, 021486728FLE, 021486752FLE
June 19, 2026	343,892		CCL007705-M, CCL004022-X, CCL004021-X, CCL007707-M, CCL007706-M, CCL004023-X, CCL004024-X, CCL004025-X, CCL007709-M, CCL004026-X, CCL007708-M, CCL007711-M, CCL004031-C, CCL001393-CC, CCL007710-M, RAD-209462, CCL004032-C, CCL004033-C, RAD-209463, RAD-209464, CCL03053-A, CCL03052-A, CCL03054-A, RAD-209465, CCL03055-A, CCL004134-C, CCL004135-C, CCL03056-A, RAD-209466, CCL03057-A, RAD-209467, CCL03059-A, CCL03058-A, CCL03060-A, CCL03061-A, CCL03063-A, CCL03062-A, CCL03064-A, RAD-209468, CCL03065-A, CCL03067-A, CCL03066-A, RAD-209469, RAD-209470, CCL03069-A, CCL03068-A, CCL004027-X, CCL001394-CC, CCL03070-A, 021486707FLE, 021494487FLE, 021486727FLE, 021494585FLE, 021486754FLE, 021494478FLE, 021494480FLE, 021486731FLE,

June 20, 2026	193,248		CCL007713-M, CCL004029-X, CCL007714-M, CCL004028-X, CCL007712-M, CCL001395-CC, CCL007715-M, RAD-209472, CCL001396-CC, CCL007716-M, CCL007717-M, RAD-209473, CCL007718-M, RAD-209474, CCL03071-A, RAD-209475, CCL03072-A, CCL03073-A, CCL03074-A, CCL03075-A, CCL007719-M, CCL03076-A, CCL03077-A, RAD-209476, CCL03078-A, CCL001397-CC, RAD-209477, CCL03079-A, CCL03080-A, CCL001398-CC, CCL03081-A, RAD-209478, CCL03082-A, CCL001399-CC,
June 21, 2026	-		
June 22, 2026	356,393		M, CCL004034-X, CCL007721-M, CCL004039-X, CCL007723-M, CCL004036-X, CCL007724-M, CCL004035-X, CCL004037-X, CCL004040-X, CCL007725-M, CCL004038-X, CCL004054-X, CCL004136-C, CCL004137-C, CCL004138-C, CCL004139-C, CCL004140-C, CCL004141-C, CCL001401-CC, CCL001402-CC, RAD-209479, CCL004142-C, RAD-209482, RAD-209480, CCL001403-CC, CCL001404-CC, RAD-209481, CCL03084-A, CCL001405-CC, CCL007726-M, CCL001406-CC, RAD-209483, RAD-209484, CCL007727-M, CCL001408-CC, CCL03085-A, CCL001407-CC, CCL001410-CC, CCL001409-CC, CCL001411-CC, CCL03087-A, CCL03086-A, CCL03088-A, CCL03089-A, CCL03090-A, CCL03091-A, CCL03092-A, CCL004041-X, CCL03093-A, RAD-209485, RAD-209486, CCL001412-CC, RAD-209487, RAD-209488, CCL03094-A, CCL001413-CC, CCL03095-A, 021486743FLE, 021494488FLE,
June 23, 2026	398,891		AV, CCL007729-M, CCL001418-CC, CCL001414-CC, CCL010602-AV, CCL007730-M, CCL001419-CC, CCL007731-M, CCL001420-CC, CCL007732-M, CCL001223-RW, CCL004143-C, CCL007733-M, CCL010603-AV, CCL007734-M, CCL004144-C, RAD-209489, CCL001421-CC, CCL010605-AV, CCL004145-C, RAD-209490, CCL001224-RW, RAD-209491, CCL001422-CC, CCL010606-AV, RAD-209492, CCL004146-C, RAD-209493, CCL010607-AV, CCL004147-C, CCL010608-AV, CCL001423-CC, CCL001426-CC, RAD-209494, CCL001425-CC, CCL001424-CC, CCL007735-M, CCL010609-AV, RAD-209495, RAD-209496, RAD-209497, CCL010610-AV, CCL001225-RW, CCL001226-RW, CCL010611-AV, RAD-209498, CCL004042-X, CCL004043-X, CCL010614-AV, CCL010613-AV, CCL001431-CC, CCL010612-AV, CCL001428-CC, CCL010615-AV, CCL004044-X, CCL004046-X, CCL004053-X, CCL001429-CC, RAD-209499, CCL004047-X, CCL001430-CC, RAD-209500, CCL004049-X, CCL001432-CC, CCL004050-X, CCL004052-X, CCL004048-X, CCL004051-
June 24, 2026	404,650		M, CCL004149-C, CCL004057-X, CCL004150-C, CCL010616-AV, CCL007744-M, CCL004059-X, CCL001433-CC, CCL007745-M, CCL004151-C, CCL001227-RW, CCL007746-M, CCL004152-C, CCL007743-M, CCL010617-AV, CCL004153-C, CCL001436-CC, RAD-209501, CCL001435-CC, CCL001434-CC, RAD-209502, CCL001228-RW, RAD-209503, CCL001437-CC, CCL001438-CC, CCL010618-AV, RAD-209504, CCL010619-AV, CCL010620-AV, CCL010621-AV, RAD-209505, CCL001439-CC, RAD-209506, CCL001440-CC, RAD-209507, RAD-209508, CCL001229-RW, CCL001441-CC, RAD-209509, CCL007738-M, CCL007739-M, CCL010622-AV, CCL001442-CC, CCL001230-RW, CCL010623-AV, CCL010624-AV, CCL001443-CC, CCL010625-AV, CCL010626-AV, CCL001444-CC, CCL001445-CC, CCL010629-AV, RAD-209510, CCL001446-CC, CCL010627-AV, RAD-209511, CCL001447-CC, CCL010628-AV, RAD-209512, CCL001231-RW, CCL010630-AV, CCL010631-AV, RAD-209515, RAD-209514, RAD-209513, 021486742FLE,
June 25, 2026	331,654		M, CCL004066-X, CCL004063-X, CCL001450-CC, CCL004065-X, CCL004064-X, CCL004157-C, CCL007742-M, CCL004068-X, CCL004067-X, CCL004069-X, CCL007747-M, CCL004158-C, CCL001449-CC, CCL004159-C, CCL007748-M, CCL004160-C, CCL004161-C, CCL007749-M, RAD-209516, CCL001451-CC, RAD-209517, CCL010635-AV, CCL004162-C, RAD-209525, CCL010636-AV, CCL001452-CC, RAD-209518, RAD-209520, RAD-209519, CCL010637-AV, CCL007750-M, CCL004163-C, RAD-209521, CCL010638-AV, CCL004073-X, CCL010639-AV, CCL004074-X, CCL010640-AV, CCL010645-AV, CCL010642-AV, RAD-209522, RAD-209523, CCL004072-X, CCL010643-AV, CCL004071-X, CCL010644-AV, CCL004075-X, CCL004070-X, RAD-209524, RAD-209526, RAD-209527, 021486741FLE, 021486686FLE, 021494586FLE,

June 26, 2026	323,569		CCL007752-M, CCL004086-X, CCL004081-X, CCL007753-M, CCL007754-M, CCL004087-X, CCL004080-X, CCL007755-M, CCL004082-X, CCL007756-M, CCL004083-X, CCL004084-X, RAD-209528, CCL004085-X, CCL007757-M, CCL001453-CC, CCL007758-M, CCL004165-C, RAD-209529, RAD-209531, RAD-209530, CCL001454-CC, RAD-209532, CCL004166-C, RAD-209533, CCL010648-AV, CCL004169-C, CCL004167-C, CCL004168-C, CCL004170-C, RAD-209534, CCL004171-C, CCL001455-CC, CCL001456-CC, RAD-209535, CCL010649-AV, CCL001457-CC, CCL010650-AV, CCL001458-CC, CCL010651-AV, CCL010652-AV, CCL010653-AV, RAD-209536, CCL010654-AV, CCL010655-AV, CCL010656-AV, CCL010657-AV, CCL001459-CC, RAD-209537, RAD-209538, 021486688FLE, 021486738FLE, 021486740FLE, 021486764FLE,
June 27, 2026	185,217		CCL004095-X, CCL010658-AV, CCL004094-X, CCL010659-AV, CCL004096-X, CCL004090-X, CCL004097-X, CCL010660-AV, CCL004099-X, CCL010661-AV, CCL004098-X, CCL010662-AV, CCL001460-CC, RAD-209540, CCL010663-AV, CCL010664-AV, CCL001461-CC, CCL010665-AV, CCL001462-CC, CCL010666-AV, RAD-209541, CCL010667-AV, RAD-209542, CCL001463-CC, RAD-209543, RAD-209544, CCL010668-AV,
June 28, 2026	-		
June 29, 2026	359,726		CCL004108-X, CCL007760-M, CCL004111-X, CCL004103-X, CCL007761-M, CCL004109-X, CCL004106-X, CCL004113-X, CCL007762-M, CCL004105-X, RAD-209546, CCL004104-X, CCL007763-M, CCL004110-X, CCL004112-X, CCL007764-M, CCL010670-AV, CCL004172-C, CCL004173-C, CCL007765-M, CCL001466-CC, CCL001467-CC, CCL004174-C, CCL001468-CC, CCL004176-C, CCL010671-AV, CCL001469-CC, CCL004177-C, RAD-209547, CCL004178-C, CCL004175-C, RAD-209548, CCL010672-AV, RAD-209549, CCL001470-CC, CCL007766-M, CCL001472-CC, CCL001471-CC, CCL001473-CC, RAD-209550, CCL001474-CC, CCL007767-M, CCL010673-AV, CCL001475-CC, CCL010675-AV, CCL001476-CC, CCL001477-CC, RAD-209551, RAD-209552, CCL001478-CC, RAD-209553, RAD-209554, CCL001479-CC, CCL010676-AV, RAD-209555, CCL001480-CC, 021486756FLE, 021486755FLE, 021494587FLE,
June 30, 2026	440,434		CCL004116-X, CCL004121-X, CCL007770-M, CCL004118-X, CCL007771-M, CCL004119-X, CCL004120-X, CCL007772-M, CCL004123-X, CCL004124-X, CCL004125-X, CCL007773-M, RAD-209556, RAD-209557, CCL004179-C, CCL001481-CC, CCL004180-C, CCL001482-CC, CCL004181-C, RAD-209558, CCL004182-C, CCL001483-CC, CCL001484-CC, CCL004183-C, RAD-209561, CCL010678-AV, CCL004184-C, CCL004126-X, CCL001232-RW, CCL010679-AV, RAD-209562, CCL004127-X, RAD-209559, CCL004128-X, CCL004130-X, CCL004186-C, RAD-209560, CCL004185-C, CCL004188-C, CCL004129-X, CCL007774-M, RAD-209563, CCL001485-CC, CCL010680-AV, CCL001486-CC, CCL001233-RW, CCL001487-CC, CCL010682-AV, CCL001488-CC, CCL001489-CC, CCL010683-AV, CCL007775-M, CCL001234-RW, CCL010684-AV, CCL001490-CC, CCL001491-CC, CCL010685-AV, CCL010691-AV, CCL001492-CC, CCL001493-CC, CCL010687-AV, RAD-209564, CCL010688-AV, CCL010689-AV, RAD-209565, CCL010690-AV, CCL001235-RW, CCL010692-AV, RAD-209566, CCL010693-AV, CCL010694-AV,
June 2026 Total	8,567,820	-	#CALC!
1st Quarter Total	16,907,024	10,565	
2nd Quarter Total	22,242,116	12,022	
3rd Quarter Total			
4th Quarter Total			
2026 Year to date Total	**39,149,140**	**22,587**	
3 Month Average=	**13,049,713**	**7,529**	
Forecasted 12 month total	**156,596,560**	**90,348**	

APPENDIX J

SPECIAL WASTE REPORT

APPENDIX J

WASTE ACCEPTANCE REPORT

FIRST SEMIANNUAL 2026

The California Regional Water Quality Control Board, Los Angeles Region (RWQCB) adopted Order No. R4-2011-0052 (Order) in March 2011 which amended the waste discharge requirements (WDRs) for the Chiquita Canyon Landfill (CCL). The Order serves as the WDRs for the "disposal of non-designated/non-hazardous contaminated soils and the onsite use of non-hazardous contaminated soils or related wastes" at municipal solid waste (MSW) landfills. The Order defines "contaminated soils" as soils that are impacted by pollutants listed in the WDRs, but in low enough concentrations that the soil is not a designated or hazardous waste.

In compliance with the Order, CCL submitted an updated Waste Acceptance Plan (WAP) (revised April 29, 2011) to the RWQCB Executive Officer for approval. The WAP describes the procedures that have been implemented at CCL for obtaining and approving soil profiling information, testing procedures for waste constituents accepted, site-specific threshold levels for all appropriate wastes accepted (for disposal or reuse), and a description of the personnel responsible for implementing the plan. CCL's Special Waste reporting requirements are described in Section 3.0 of the WAP.

This document provides the Special Waste acceptance and disposal information for the fourth quarter of 2025 and the first quarter of 2026 (October 2025 – March 2026) as described in the WAP, and as required by Section F (Reporting Requirements) of the Order. Data collected during the second and third quarters of 2026 (April 2026 – September 2026) will be included in the second semiannual report for 2026 (due January 31, 2027).

Each of the specific reporting requirements, as specified in Section F of the Order, is addressed in the following paragraphs:

1. The report shall include a summary of the types, volumes and disposal or onsite use for all wastes accepted pursuant to the requirements of the Order.

During the reporting period (October 1, 2025 through March 31, 2026), approximately 993 tons of Special Waste were disposed and/or use at CCL. Table 1 summarizes the types and volumes of wastes accepted and identifies the final disposition of the wastes (disposal or beneficial use). All 993 tons of Special Waste were site generated and used or disposed of within the active portion of the lined landfill. No Special Waste were accepted from outside sources.

2. The report shall include a compilation of all waste profiling information utilized by CCL to implement the program requirements including all sampling, measurement and analytical results including:

- **Date, exact place and time of the sampling or measurement;**
- **Individual(s) who did the sampling or measurement;**
- **Date(s) the analyses were done;**
- **Analyses names;**
- **Analytical techniques or methods used to profile contaminated soils or wastes.**

As described in Section 1.4 of the WAP, Special Wastes are defined as wastes that require analysis and testing (profiling) prior to acceptance due to their component make-up. CCL maintains a working knowledge of waste received using two approaches: 1) prequalification of specific wastes prior to transport to the facility, and 2) evaluation of waste loads received at the facility. The prequalification process includes the following components:

1) Each generator of a Special Waste is required to complete and certify a Special Waste Profile form, or a similar form, prior to the initial shipment of their wastes to CCL. The profile form includes generator, customer and transporter information, as well as a waste stream description (common name of material or waste stream, description of the process generating the waste, and waste characteristics), and generator certification.

2) The CCL Special Waste Coordinator (SWC) will evaluate the profile form along with other required documentation to determine whether the waste stream is acceptable. Additional documentation includes certified analytical reports (CARs) and chain of custody documentation (COCs) from a California Department of Health Services (DHS) Accredited Environmental Laboratory, special waste (non-hazardous) manifests, Material Safety Data Sheet(s), and a description of the process(es) generating the waste.

3) The SWC will determine whether correct and sufficient information has been provided by the generator and whether the waste stream is within CCL's acceptance criteria. The SWC will communicate with the generator regarding specific concerns, or missing or incomplete information.

4) If the waste stream is deemed acceptable for use and/or disposal at CCL, the SWC identifies the approved "disposal method," defines any special handling instructions for the waste, and assigns a unique Special Waste Profile Approval Number to the waste stream. The approval number, which is unique to the generator and the waste stream, allows CCL to electronically track the incoming wastes and the associated documentation for each waste stream. Each approval number (and profile form) is dated and given an expiration date, depending on the type of waste and the generating process(es).

The landfill is closed. There was no new special profiles during the reporting period.

TABLE 1
SPECIAL WASTE DISPOSAL SUMMARY
Chiquita Canyon Landfill

Month	Profile Number	Tons	Use
Oct-25	CQ-24-125	88	Disposal
Nov-25	CQ-24-125	149	Disposal
Dec-25	CQ-24-125	65	Disposal
Dec-25	CQ-24-626	119	Disposal
Jan-26	CQ-24-125	239	Disposal
Jan-26	CQ-24-626	23	Disposal
Feb-26	CQ-24-125	239	Disposal
Mar-26	CQ-24-125	71	Disposal