



CHIQUITA CANYON
A Waste Connections Company

12 de mayo de 2026

Enrique Casas
Junta Regional de Control de Calidad del Agua de Los Ángeles
320 W. 4th Street, Suite 200
Los Ángeles, California 90013
enrique.casas@waterboards.ca.gov

Ref.: Orden de Investigación No. R4-2024-0010-A01
Junta Regional de Control de Calidad del Agua de Los Ángeles

Estimado Dr. Casas:

Esta presentación fue elaborada por Chiquita Canyon, LLC ("Chiquita") para la Junta Regional de Control de la Calidad del Agua de Los Ángeles (la "Junta Regional"), como lo requiere la Orden de Investigación No. R4-2024-0010-A01 (la "Orden Enmendada"), emitida por la Junta Regional el 11 de febrero de 2026.¹ En cumplimiento con el Punto 1(j) de la Orden Enmendada, Chiquita elabora la siguiente información sobre un evento de tormenta en el Vertedero de Chiquita Canyon ("el Vertedero") que ocurrió el 12 de abril de 2026, que dio como resultado una descarga en la Cuenca de Sedimentación Sur (la "Cuenca Sur") el 12 de abril de 2026. Anticipando el evento de tormenta, se bombearon las cuencas superiores hacia la Cuenca Sur el 11 de abril de 2026, lo que dio como resultado una descarga en la entrada occidental de la Cuenca Sur.² Además, el 14 de abril de 2026, se bombearon las aguas pluviales de las cuencas del parque de tanques hacia la Cuenca Sur, lo que dio como resultado una descarga en la entrada oriental de la Cuenca Sur.

I. Evaluación del Evento Después de la Tormenta y Análisis de la Cubierta Geosintética

La Condición 1(g) de la Orden indica lo siguiente:

Para tormentas que producen una descarga en la cuenca de sedimentación, se deben presentar una evaluación y un informe del evento después de la tormenta sobre la efectividad de la cubierta geosintética que será instalada sobre una parte del área impactada por la reacción para evitar que se mezclen lixiviados con las aguas pluviales hasta que se haya resuelto la condición de temperatura del Vertedero elevado. Este informe debe ser presentado dentro de los 30 días después del primer día del evento de tormentas que produjo una descarga.

¹ En cumplimiento con la Sección 13320 del Código del Agua, Chiquita le solicitó a la Junta Estatal de Control de la Calidad del Agua que revise esta Orden Enmendada el 13 de marzo de 2026.

² Chiquita recibió el 12 de mayo de 2026 el informe de laboratorio de las muestras del 11 de abril de 2026, debido a demoras del laboratorio.

Anticipando el próximo evento de tormenta, se bombearon las aguas pluviales de las cuencas superiores hacia la Cuenca Sur el 11 de abril de 2026, lo que dio como resultado una descarga en la entrada occidental de la Cuenca Sur. No hubo descargas de la Cuenca Sur que ingresen o egresen de la Cuenca Este, como resultado de la actividad de bombeo. El 12 de abril de 2026 comenzó un evento de tormenta que causó una descarga hacia la Cuenca Sur por las entradas este y oeste. No hubo descargas de la Cuenca Sur que ingresen o egresen de la Cuenca Este, como resultado del evento de tormenta. Además, ocurrió una descarga separada hacia la Cuenca Sur a través de la entrada este el 14 de abril de 2026, cuando se bombearon las cuencas del parque de tanques que contenía aguas pluviales hacia la Cuenca Sur. No hubo descargas de la Cuenca Sur que ingresen o egresen de la Cuenca Este, como resultado de la actividad de bombeo.

Chiquita siguió el protocolo según su Plan de Prevención de Contaminación de Desechos Pluviales ("SWPPP") actualizado y las mejores prácticas de gestión relacionadas, incluso las detalladas en la Sección 6.6 del SWPPP, para minimizar y evitar la migración de escurrimientos de lixiviados hacia los canales de descarga en el sitio, las entradas de drenaje y las entradas a la Cuenca. Chiquita también tomó muestras en cumplimiento con la Condición 1(j) como se indica a continuación.

La zona reactiva del vertedero se cubrió con más de 60 acres de cubierta de geomembrana de polietileno de alta densidad de 30 milésimas de pulgada y de alcohol vinílico de etileno/polietileno de alta densidad de 60 milésimas de pulgada (la "cubierta") para reducir las emisiones superficiales del vertedero, evitar la erosión de suelo y mitigar que se mezclen lixiviados con el escurrimiento de aguas pluviales. Además, se realizaron inspecciones dos veces al día en esta área para evaluar la efectividad de la cubierta, que incluye identificar cualquier filtración de lixiviados, problemas con la integridad de la cubierta o descargas de aguas pluviales hacia y desde la Cuenca. Al momento de estos eventos de descarga, se observó que la cubierta es efectiva para evitar que se mezclen los lixiviados con el escurrimiento de aguas pluviales, entre sus otros propósitos previstos.

II. Análisis de las Muestras de Descarga

La Condición 1(j) de la Orden Enmendada indica lo siguiente:

El Extractor deberá tomar muestras y presentar el análisis de cualquier y toda descarga que ingresa o sale de la cuenca de sedimentación sur y de la cuenca de sedimentación este. Los análisis deben incluir los parámetros identificados en las pautas de limitación de efluentes del Subcapítulo N, Subparte B - RCRA Subtítulo D Vertederos de Desechos No Peligrosos, Mpars. parámetros. El Extractor debe tomar muestras de acuerdo con el Permiso Industrial General que incluye los requerimientos relacionados con TMDL en el Adjunto E y los constituyentes del Apéndice II. Todos los resultados deben ser presentados a la Junta del Agua de Los Ángeles dentro de los 30 días desde el primer día del evento de descarga. Donde los parámetros se superpongan o se dupliquen de alguna manera, se requerirá un solo análisis para cumplir con los requerimientos de esta Orden.

En cumplimiento con el Punto 1(j) de la Orden Enmendada, Chiquita recogió muestras el 11 de abril de 2026, representativas de la descarga hacia la Cuenca Sur de la entrada occidental, relacionadas con los bombeos anticipados previos a la tormenta. Los resultados se adjuntan a este documento como Adjunto A.³ Chiquita también recogió muestras la mañana del 12 de abril de 2026, representativas de la descarga hacia la Cuenca Sur tanto para la entrada occidental como para la entrada oriental, debido a la tormenta. Se adjuntan los resultados a este documento como Adjunto B. Chiquita además tomó muestras el 14 de abril de 2026,

³ Como se mencionó previamente, Chiquita recibió el 12 de mayo de 2026 el informe de laboratorio de las muestras del 11 de abril de 2026, debido a demoras del laboratorio.

representativas de la descarga hacia la Cuenca Sur desde la entrada oriental, relacionada con la actividad de bombeo de las cuencas del parque de tanques. Los resultados se adjuntan a este documento como Adjunto C.

Durante eventos de tormenta, ingresan escorrentías de aguas pluviales a la Cuenca Sur de dos etapas por las entradas del este y/o del oeste antes de cualquier potencial descarga. La Cuenca Sur de dos etapas está diseñada para capturar totalmente la escorrentía de eventos de tormenta típicos, permitiendo la sedimentación de sólidos suspendidos y otros contaminantes asociados a los sólidos suspendidos. Las aguas pluviales clarificadas generalmente se evaporan, se filtran o se utilizan para suprimir polvos. Como lo aprobó la Junta Regional en enero de 2025 y como se detalla aún más en la Sección 4 del SWPPP, las aguas pluviales clarificadas de la segunda etapa - dependiendo de las circunstancias y del pronóstico del tiempo - podrán descargarse manualmente utilizando una bomba para permitir una descarga controlada y dar capacidad a que se escurran ante futuros eventos de tormenta. Durante eventos de tormenta intensos o prolongados no típicos, la escorrentía de aguas pluviales también podrá descargarse por gravedad.

Como se comunicó previamente a la Junta Regional, Chiquita continúa teniendo importantes problemas con los Límites a Informar y con las obligaciones de monitoreo relacionadas, indicadas en la Orden Enmendada. Como resultado, Chiquita presentó a la Junta Estatal de Control de la Calidad del Agua su Petición de Revisión y Solicitud de Suspensión de la Orden y Audiencia relacionada con el cumplimiento de la Orden Enmendada el 13 de marzo de 2026.

* * * * *

Atentamente

Matt Breuer
Gerente Ambiental
Waste Connections

Adjunto A - Resultados de las Muestras de las Descargas de la Entrada oeste a la Cuenca de Sedimentación Sur (del 11-04-2026)

Adjunto B - Resultados de las Muestras de las Descargas de las Entradas este y oeste a la Cuenca de Sedimentación Sur (del 12-04-2026)

Adjunto C - Resultados de las Muestras de las Descargas de la Entrada este a la Cuenca de Sedimentación Sur (del 14-04-2026)

cc: (por e-mail)
John Perkey, Waste Connections
Kelly Kincella, Waste Connections
Sarah Phillips, Waste Connections
Pavlova Vitale, Junta Regional de Control de Calidad del Agua de Los Ángeles
Robert Ragland, Departamento de Salud Pública del Condado de Los Ángeles
Liza Frías, Departamento de Salud Pública del Condado de Los Ángeles

Nichole Quick, M.D., Departamento de Salud Pública del Condado de Los Ángeles
Beverley Tway, Departamento de Salud Pública del Condado de Los Ángeles
Karen Gork, LEA
Eric Morofuji, LEA
Shikari Nakagawa-Ota, LEA
Renee Jensen, Asesor de LEA
Blaine McPhillips, Asesor del Condado
Emiko Thompson, Obras Públicas del Condado de Los Ángeles
Alex Garcia, Departamento de Planificación Regional del Condado de Los Ángeles
Philip Chen, Departamento de Planificación Regional del Condado de Los Ángeles
Steven Jareb, Departamento de Planificación Regional del Condado de Los Ángeles
Wes Mindermann, CalRecycle
Jeff Lindberg, Junta de Recursos de Aire de California
Jack Cheng, Distrito de Gestión de la Calidad del Aire de la Costa Sur
Larry Israel, Distrito de Gestión de la Calidad del Aire de la Costa Sur
Tyler Holybee, Agencia de Protección Ambiental de Estados Unidos
Mark Anthony Relon, Agencia de Protección Ambiental de Estados Unidos
Laura Friedli, Agencia de Protección Ambiental de Estados Unidos
Zanalee Zmily, Departamento de Control de Sustancias Tóxicas
Chris McGuire, Departamento de Control de Sustancias Tóxicas
Dylan Clark, Departamento de Control de Sustancias Tóxicas

ATTACHMENT A



Onterris
5900 Hollis Street, Suite L
Emeryville, CA 94608
510-486-0900

onterris.com



Lab Job Number : 557418
Report Level : II
Report Date : 05/12/2026

Analytical Report *prepared for:*

Matt Breuer
Waste Connections
Chiquita Canyon Landfill
29201 Henry Mayo Drive
Castaic, CA 91384

Project: CCLF STORMWATER - Chiquita Canyon Stormwater

Authorized for release by:

A handwritten signature in black ink, appearing to read "John Goyette".

John Goyette, Service Center Manager
john.goyette@onterris.com

This data package has been reviewed for technical correctness and completeness. Release of this data has been authorized by the Laboratory Manager or the Manager's designee, as verified by the above signature which applies to this PDF file as well as any associated electronic data deliverable files. The results contained in this report meet all requirements of NELAP and pertain only to those samples which were submitted for analysis. This report may be reproduced only in its entirety.

CA ELAP# 1338, CA ELAP #1338-S1, NELAP# 4038, SCAQMD LAP# 18LA0518, LACSD ID# 10105, ORELAP# 4197

Sample Summary

Matt Breuer	Lab Job #:	557418
Waste Connections	Project No:	CCLF STORMWATER
Chiquita Canyon Landfill	Location:	Chiquita Canyon Stormwater
29201 Henry Mayo Drive	Date Received:	04/12/26
Castaic, CA 91384		

Sample ID	Lab ID	Collected	Matrix
SOUTH BASIN - WESTERN INLET	557418-001	04/11/26 15:03	Water

Case Narrative

Waste Connections
Chiquita Canyon Landfill
29201 Henry Mayo Drive
Castaic, CA 91384
Matt Breuer

Lab Job Number: 557418
Project No: CCLF STORMWATER
Location: Chiquita Canyon
Stormwater
Date Received: 04/12/26

- This data package contains sample and QC results for one water sample, requested for the above referenced project on 04/12/26. The sample was received in good condition.
- DILUTIONS: Dilutions in this report were performed solely for the purpose of reporting target analytes within method calibration ranges - except where otherwise noted below or in Sub-Lab Case Narrative(s).
- EPA 1664A, EPA 200.7, EPA 200.8, EPA 245.1, EPA 300.0, EPA 350.1, EPA 420.1, EPA 625.1, EPA 8081A, EPA 8082, EPA 8270C-SIM, EPA 8270E, SM 4500-CN-E, SM 4500-P-B5-E, SM 4500-S2-D, SM 5310B, SM 9221B, SM 9221F, SM2130B, SM2320B, SM2510B, SM2540C, SM2540D, SM5210B, and SM5220D analyses were performed at 931 West Barkley Ave, Orange, CA, 92868.
- EPA 8260B analysis was performed at 2532 E Cerritos Ave., Anaheim, CA, 92806.

Volatile Organics by GC/MS (EPA 8260B):

- SOUTH BASIN - WESTERN INLET (lab # 557418-001) had pH greater than 2.
- No other analytical problems were encountered.

Semivolatile Organics by GC/MS (EPA 8270E):

No analytical problems were encountered.

Semivolatile Organics by GC/MS (EPA 625.1):

No analytical problems were encountered.

Semivolatile Organics by GC/MS SIM (EPA 8270C-SIM):

No analytical problems were encountered.

Pesticides (EPA 8081A):

No analytical problems were encountered.

Total Organic Carbon by IR (SM 5310B):

- High recoveries were observed for total organic carbon in the MS/MSD for batch 400585; the parent sample was not a project sample, the LCS was within limits, and the associated RPD was within limits.
- No other analytical problems were encountered.

PCBs (EPA 8082):

No analytical problems were encountered.

Metals (EPA 200.7, EPA 200.8, and EPA 245.1):

- High response was observed for antimony in the CCV analyzed 04/12/26 13:59; this analyte was not detected at or above the RL in the associated samples, and affected data was qualified with "b".
- Sodium was detected between the MDL and the RL in the method blank for batch 400577; this analyte was detected in the sample at a level at least 10 times that of the blank.
- Barium and nickel were detected between the MDL and the RL in the method blank for batch 400579; these analytes were detected in the sample at a level at least 10 times that of the blank.
- No other analytical problems were encountered.

Ion Chromatography (EPA 300.0):

- High recoveries were observed for a number of analytes in the MS of SOUTH BASIN - WESTERN INLET (lab # 557418-001); the LCS was within limits, and the associated RPDs were within limits.
- Responses exceeding the instrument's linear range were observed for sulfate in the MS/MSD of SOUTH BASIN - WESTERN INLET (lab # 557418-001); affected data was qualified with "E".
- No other analytical problems were encountered.

Total Phosphorus as P (SM 4500-P-B5-E):

No analytical problems were encountered.

Conductivity (SM2510B):

No analytical problems were encountered.

Total Oil & Grease (HEM) (EPA 1664A):

- Matrix spikes were not performed for this analysis due to insufficient sample volume.
- No analytical problems were encountered.

Total Phenolics (EPA 420.1):

No analytical problems were encountered.

Alkalinity (SM2320B):

No analytical problems were encountered.

Sulfide (SM 4500-S2-D):

No analytical problems were encountered.

Total Dissolved Solids (TDS) (SM2540C):

No analytical problems were encountered.

Total Suspended Solids (TSS) (SM2540D):

- High RPD was observed for total suspended solids in the SDUP for batch 400598; the parent sample was not a project sample.
- No other analytical problems were encountered.

Chemical Oxygen Demand (SM5220D):

No analytical problems were encountered.

Biochemical Oxygen Demand (SM5210B):

No analytical problems were encountered.

Turbidity (SM2130B):

No analytical problems were encountered.

Cyanide - Semi-Automated Method (SM 4500-CN-E and SM 4500-CN-E):

No analytical problems were encountered.

Coliform - 9221 Tests (SM 9221B and SM 9221F):

No analytical problems were encountered.

Ammonia and TKN- Semi-Automated Method (SM 4500-NH3-G):

- The 2nd source standard for ammonia was expired. To meet the hold time and TAT, the standard was used for the analysis of NH₃. The ICV was analyzed against the ICAL primary source. Additionally, both the LCS primary source recovery and the secondary source recovery were within acceptance criteria. Therefore, the data quality was not impacted, and the results have been reported.
- No analytical problems were encountered.

Organophosphorus Pesticides (EPA 8141A):

Pace Laboratories in Bakersfield, CA performed the analysis (see sublab report section for certifications). Please see the Pace Laboratories case narrative.

8151A Chlorinated Herbicides (EPA 8151A):

McC Campbell Analytical, Inc. in Pittsburg, CA performed the analysis (NELAP certified). Please see the McC Campbell Analytical, Inc. case narrative.

RSK-175 CO₂ (RSK-175):

McC Campbell Analytical, Inc. in Pittsburg, CA performed the analysis (see sublab report section for certifications). Please see the McC Campbell Analytical, Inc. case narrative.

Dioxins & Furans (EPA 8290):

Enthalpy - El Dorado Hills in El Dorado Hills, CA performed the analysis (see sublab report section for certifications). Please see the Enthalpy - El Dorado Hills case narrative.



Enthalpy Analytical - Orange

931 W. Barkley Avenue, Orange, CA 92868
Phone 714-771-6900

Chain of Custody Record

Lab No: 557418
Page: 1 of 3

Matrix: A = Air S = Soil/Solid
W = Water DW = Drinking Water SD = Sediment
PP = Pure Product SEA = Sea Water
SW = Swab T = Tissue WP = Wipe O = Other

Turn Around Time (rush by advanced notice only)

Standard: 5 Day: 3 Day:
2 Day: 1 Day: Custom TAT:
X

Preservatives:
1 = Na₂S₂O₃ 2 = HCl 3 = HNO₃ Sample Receipt Temp:
4 = H₂SO₄ 5 = NaOH 6 = Other 1.8
2.3 -1.3 0.5
(lab use only)

CUSTOMER INFORMATION				PROJECT INFORMATION				Analysis Request				Test Instructions / Comments					
Company:	Chiquita Canyon, LLC	Name:	Stormwater Outlet	200.7/200.8 Metals (see comments)	X												
Report To:	Matt Breuer	Number:		245.1 Mercury	X												
Email:	matthew.breuer@wasteconnector	P.O. #:		4500-CN-E Cyanide	X												
Address:	29201 Henry Mayo Drive	Address:	29201 Henry Mayo Drive	8081 Pesticides / 8082 PCBs	X												
Phone:	Castaic, CA 91384	Global ID:	Castaic, CA 91384	8141 Organophosphorous Pesticides	X												
Fax:	682-559-3880	Sampled By:	CH, GA, ST	8151 Herbicides	X												
Sample ID	Sample ID	Sampling Date	Sampling Time	Matrix	Container No. / Size	Pres.											
1	South Basin - Western Inlet	04/11/26	1503	W	31	1,2,4,6											
2																	
3																	
4																	
5																	
6																	
7																	
8																	
9																	
10																	

Signature	Print Name	Company / Title	Date / Time
<i>[Signature]</i>	Scott Joppa	CTE	9/12/26 0550
<i>[Signature]</i>	JETH CO	ENTHALPY	04/12/26 0730



Enthalpy Analytical - Orange
 931 W. Barkley Avenue, Orange, CA 92868
 Phone 714-771-6900

Chain of Custody Record
 Lab No: 557418
 Page: 2 of 3

Turn Around Time (rush by advanced notice only)
 Standard: 5 Day: 3 Day:
 1 Day: X Custom TAT

Matrix: A = Air S = Soil/Solid
 W = Water DW = Drinking Water SD = Sediment
 PP = Pure Product SEA = Sea Water
 SW = Swab T = Tissue WP = Wipe O = Other

Preservatives:
 1 = Na₂S₂O₃ 2 = HCl 3 = HNO₃
 4 = H₂SO₄ 5 = NaOH 6 = Other
 (lab use only)

CUSTOMER INFORMATION				PROJECT INFORMATION			
Company:	Chiquita Canyon, LLC	Name:	Stormwater Outlet	Sample ID		Sample ID	
Report To:	Matt Breuer	Number:		Sample ID		Sample ID	
Email:	matthew.breuer@wasteconnections.com	P.O. #:		Sample ID		Sample ID	
Address:	29201 Henry Mayo Drive	Address:	29201 Henry Mayo Drive	Sample ID		Sample ID	
Phone:	Castaic, CA 91384	Global ID:	Castaic, CA 91384	Sample ID		Sample ID	
Fax:	682-559-3880	Sampled By:	CH, GA, ST	Sample ID		Sample ID	

Sample ID	Sampling Date	Sampling Time	Matrix	Container No. / Size	Pres.	Analysis Request	Test Instructions / Comments
1 South Basin - Western Inlet	04/11/26	1503	W	31	1,2,4,6	SM4500-S2-D Total Sulfide	Additional email recipients: matt.breuer@wasteconnections.com stormwater@wasteconnections.com tmb@swteng.com aav@swteng.com Direct invoices to: Maribel Bolanos (661) 257-3665
2						420.1 Total Phenolics	
3						9221B Total Coliform	
4						1664A Oil and Grease	
5						9221F E. Coli	
6						300.0 Cl, Br, F, NO ₃ , NO ₂ , SO ₄	
7						2540D TSS	
8						5310B TOC	
9						8270 SIM 1,4-Dioxane	
10						SM2320B Alkalinity	

Signature	Print Name	Company / Title	Date / Time
	JETH CO	ENTHALPY	04/12/26 0730



Enthalpy Analytical - Orange
 931 W. Barkley Avenue, Orange, CA 92868
 Phone 714-771-6900

Chain of Custody Record
 Lab No: 557418
 Page: 3 of 3

Matrix: A = Air S = Soil/Solid
 W = Water DW = Drinking Water SD = Sediment
 PP = Pure Product SEA = Sea Water
 SW = Swab T = Tissue WP = Wipe O = Other

Turn Around Time (rush by advanced notice only)

Standard:	5 Day:	3 Day:
2 Day:	1 Day:	Custom TAT:

Preservatives:
 1 = Na₂S₂O₃ 2 = HCl 3 = HNO₃
 4 = H₂SO₄ 5 = NaOH 6 = Other
 (lab use only)

CUSTOMER INFORMATION				PROJECT INFORMATION				Analysis Request				Test Instructions / Comments			
Company:	Chiquita Canyon, LLC	Name:	Stormwater Outlet	Sample ID		Sampling Date		Sampling Time		Matrix		Container No. / Size		Pres.	
Report To:	Matt Breuer	Number:													
Email:	matthew.breuer@wasteconnector.com	P.O. #:													
Address:	29201 Henry Mayo Drive	Address:	29201 Henry Mayo Drive												
	Castaic, CA 91384		Castaic, CA 91384												
Phone:	682-559-3880	Global ID:													
Fax:		Sampled By:	CH, GA, ST												

Sample ID	Sampling Date	Sampling Time	Matrix	Container No. / Size	Pres.	Analysis Request	Test Instructions / Comments
1	04/11/26	1503	W	31	1,2,4,6	SM220D Chemical Oxygen Demand	625.1 - Benzoic Acid, Pyridine, Phenol, 2-methylphenol, 3,4-methylphenol, Cresol, Naphthalene, alpha-terpineol Additional email recipients: matt.breuer@wasteconnections.com stormwater@wasteconnections.com tmb@swteng.com aav@swteng.com Direct invoices to: Maribel Bolanos (661) 257-3665
2						SM210B BOD	
3						625.1 Alpha-Terpineol	
4						625.1 - See Comments	
5						350.1 Ammonia	
6						SM2130B Turbidity	
7						2540E TDS	
8						RSK-175 Carbon Dioxide	
9						SM2510B Specific Conductance	
10						Temp: 23.0°C, pH 6.90	

Signature	Print Name	Company / Title	Date / Time
	MATT BREUER	ENTHALPY	04/12/26 0730
	JETH CO	ENTHALPY	04/12/26 0730

Analysis Results for 557418

Matt Breuer
 Waste Connections
 Chiquita Canyon Landfill
 29201 Henry Mayo Drive
 Castaic, CA 91384

Lab Job #: 557418
 Project No: CCLF STORMWATER
 Location: Chiquita Canyon Stormwater
 Date Received: 04/12/26

Sample ID: SOUTH BASIN - WESTERN INLET	Lab ID: 557418-001 Matrix: Water	Collected: 04/11/26 15:03
--	---	----------------------------------

557418-001 Analyte	Result	Qual	Units	RL	MDL	DF	Batch	Prepared	Analyzed	Chemist
Method: EPA 1664A Prep Method: METHOD										
Total Oil and Grease	ND		mg/L	5.1	0.98	1	400576	04/12/26	04/13/26	JAG
Method: EPA 200.7 Prep Method: EPA 3015A										
Calcium	150		mg/L	0.10	0.022	1	400577	04/12/26	04/12/26	DXC
Iron	64		mg/L	0.50	0.27	10	400577	04/12/26	04/12/26	DXC
Magnesium	34		mg/L	0.10	0.010	1	400577	04/12/26	04/12/26	DXC
Potassium	26		mg/L	0.50	0.15	1	400577	04/12/26	04/12/26	DXC
Sodium	74		mg/L	0.50	0.017	1	400577	04/12/26	04/12/26	DXC
Method: EPA 200.8 Prep Method: EPA 3015A										
Antimony	0.56	J,b	ug/L	2.0	0.058	1	400579	04/12/26	04/12/26	DXC
Arsenic	9.5		ug/L	2.0	0.059	1	400579	04/12/26	04/12/26	DXC
Barium	510		ug/L	50	0.69	10	400579	04/12/26	04/12/26	DXC
Beryllium	2.8		ug/L	1.0	0.044	1	400579	04/12/26	04/12/26	DXC
Boron	250		ug/L	100	34	10	400579	04/12/26	04/12/26	DXC
Cadmium	0.75	J	ug/L	1.0	0.079	1	400579	04/12/26	04/12/26	DXC
Chromium	25		ug/L	5.0	0.14	1	400579	04/12/26	04/12/26	DXC
Cobalt	19		ug/L	1.0	0.033	1	400579	04/12/26	04/12/26	DXC
Copper	46		ug/L	3.0	1.4	1	400579	04/12/26	04/12/26	DXC
Lead	37		ug/L	5.0	0.31	1	400579	04/12/26	04/12/26	DXC
Manganese	960		ug/L	100	6.2	10	400579	04/12/26	04/12/26	DXC
Nickel	30		ug/L	5.0	0.13	1	400579	04/12/26	04/12/26	DXC
Selenium	7.2		ug/L	2.0	0.60	1	400579	04/12/26	04/12/26	DXC
Silver	0.20	J	ug/L	5.0	0.087	1	400579	04/12/26	04/12/26	DXC
Thallium	0.41	J	ug/L	1.0	0.031	1	400579	04/12/26	04/12/26	DXC
Tin	ND		ug/L	5.0	0.59	1	400579	04/12/26	04/12/26	DXC
Vanadium	69		ug/L	5.0	0.25	1	400579	04/12/26	04/12/26	DXC
Zinc	140		ug/L	10	2.1	1	400579	04/12/26	04/12/26	DXC
Method: EPA 245.1 Prep Method: EPA 245.1										
Mercury	ND		ug/L	0.40	0.063	1	400575	04/12/26	04/12/26	DXC
Method: EPA 300.0 Prep Method: METHOD										
Fluoride	0.43		mg/L	0.20	0.062	1	400590	04/12/26 13:05	04/12/26 14:35	KUM
Chloride	21		mg/L	1.0	0.27	1	400590	04/12/26 13:05	04/12/26 14:35	KUM
Nitrogen, Nitrite	0.03	J	mg/L	0.10	0.01	1	400590	04/12/26 13:05	04/12/26 14:35	KUM

Analysis Results for 557418

557418-001 Analyte	Result	Qual	Units	RL	MDL	DF	Batch	Prepared	Analyzed	Chemist
Bromide	0.18	J	mg/L	0.30	0.049	1	400590	04/12/26 13:05	04/12/26 14:35	KUM
Nitrogen, Nitrate	0.31		mg/L	0.10	0.05	1	400590	04/12/26 13:05	04/12/26 14:35	KUM
Sulfate	160		mg/L	5.0	1.3	5	400590	04/12/26 13:05	04/13/26 10:07	KUM
Method: EPA 350.1 Prep Method: METHOD										
Ammonia-N	0.24		mg/L	0.10	0.068	1	400624	04/13/26	04/13/26	JAK
Method: EPA 420.1 Prep Method: METHOD										
Total Phenolics	0.010		mg/L	0.010	0.0056	1	400663	04/13/26	04/13/26	LVL
Method: EPA 625.1 Prep Method: EPA 3510C										
Benzoic acid	ND		ug/L	48	10	0.96	400571	04/12/26	04/12/26	MSS
2-Methylphenol	ND		ug/L	9.6	3.1	0.96	400571	04/12/26	04/12/26	MSS
Pyridine	ND		ug/L	9.6	2.7	0.96	400571	04/12/26	04/12/26	MSS
Phenol	ND		ug/L	9.6	2.0	0.96	400571	04/12/26	04/12/26	MSS
Naphthalene	ND		ug/L	9.6	3.4	0.96	400571	04/12/26	04/12/26	MSS
3-,4-Methylphenol	ND		ug/L	9.6	2.9	0.96	400571	04/12/26	04/12/26	MSS
Cresol	ND		ug/L	9.6		0.96	400571	04/12/26	04/12/26	MSS
a-Terpineol	3.1	J	ug/L	9.6	2.0	0.96	400571	04/12/26	04/12/26	MSS
Surrogates	Limits									
2-Fluorophenol	52%		%REC	36-95		0.96	400571	04/12/26	04/12/26	MSS
Phenol-d6	36%		%REC	28-82		0.96	400571	04/12/26	04/12/26	MSS
2,4,6-Tribromophenol	95%		%REC	61-140		0.96	400571	04/12/26	04/12/26	MSS
Nitrobenzene-d5	76%		%REC	48-123		0.96	400571	04/12/26	04/12/26	MSS
2-Fluorobiphenyl	68%		%REC	51-105		0.96	400571	04/12/26	04/12/26	MSS
Terphenyl-d14	83%		%REC	65-117		0.96	400571	04/12/26	04/12/26	MSS
Method: EPA 8081A Prep Method: EPA 3510C										
alpha-BHC	ND		ug/L	0.05	0.01	0.95	400599	04/12/26	04/12/26	XLY
beta-BHC	ND		ug/L	0.05	0.01	0.95	400599	04/12/26	04/12/26	XLY
gamma-BHC	ND		ug/L	0.05	0.009	0.95	400599	04/12/26	04/12/26	XLY
delta-BHC	ND		ug/L	0.05	0.008	0.95	400599	04/12/26	04/12/26	XLY
Heptachlor	ND		ug/L	0.05	0.01	0.95	400599	04/12/26	04/12/26	XLY
Aldrin	ND		ug/L	0.05	0.02	0.95	400599	04/12/26	04/12/26	XLY
Heptachlor epoxide	ND		ug/L	0.05	0.01	0.95	400599	04/12/26	04/12/26	XLY
Endosulfan I	ND		ug/L	0.05	0.01	0.95	400599	04/12/26	04/12/26	XLY
Dieldrin	ND		ug/L	0.1	0.01	0.95	400599	04/12/26	04/12/26	XLY
4,4'-DDE	ND		ug/L	0.1	0.03	0.95	400599	04/12/26	04/12/26	XLY
Endrin	ND		ug/L	0.1	0.01	0.95	400599	04/12/26	04/12/26	XLY
Endosulfan II	ND		ug/L	0.1	0.01	0.95	400599	04/12/26	04/12/26	XLY
Endosulfan sulfate	ND		ug/L	0.1	0.02	0.95	400599	04/12/26	04/12/26	XLY
4,4'-DDD	ND		ug/L	0.1	0.03	0.95	400599	04/12/26	04/12/26	XLY
Endrin aldehyde	ND		ug/L	0.1	0.03	0.95	400599	04/12/26	04/12/26	XLY
Endrin ketone	ND		ug/L	0.1	0.02	0.95	400599	04/12/26	04/12/26	XLY
4,4'-DDT	ND		ug/L	0.1	0.07	0.95	400599	04/12/26	04/12/26	XLY
Methoxychlor	ND		ug/L	0.1	0.04	0.95	400599	04/12/26	04/12/26	XLY
Toxaphene	ND		ug/L	1.9	0.6	0.95	400599	04/12/26	04/12/26	XLY
Chlordane (Technical)	ND		ug/L	1.0	0.3	0.95	400599	04/12/26	04/12/26	XLY
Surrogates	Limits									

Analysis Results for 557418

557418-001 Analyte	Result	Qual	Units	RL	MDL	DF	Batch	Prepared	Analyzed	Chemist
TCMX	89%		%REC	29-120		0.95	400599	04/12/26	04/12/26	XLY
Decachlorobiphenyl	130%		%REC	33-132		0.95	400599	04/12/26	04/12/26	XLY

Method: EPA 8082
Prep Method: EPA 3510C

Aroclor-1016	ND		ug/L	0.48	0.23	0.95	400599	04/12/26	04/12/26	XLY
Aroclor-1221	ND		ug/L	0.48	0.42	0.95	400599	04/12/26	04/12/26	XLY
Aroclor-1232	ND		ug/L	0.48	0.23	0.95	400599	04/12/26	04/12/26	XLY
Aroclor-1242	ND		ug/L	0.48	0.30	0.95	400599	04/12/26	04/12/26	XLY
Aroclor-1248	ND		ug/L	0.48	0.21	0.95	400599	04/12/26	04/12/26	XLY
Aroclor-1254	ND		ug/L	0.48	0.30	0.95	400599	04/12/26	04/12/26	XLY
Aroclor-1260	ND		ug/L	0.48	0.28	0.95	400599	04/12/26	04/12/26	XLY
Aroclor-1262	ND		ug/L	0.48	0.26	0.95	400599	04/12/26	04/12/26	XLY
Aroclor-1268	ND		ug/L	0.48	0.27	0.95	400599	04/12/26	04/12/26	XLY

Surrogates

Limits

Decachlorobiphenyl (PCB)	129%		%REC	28-138		0.95	400599	04/12/26	04/12/26	XLY
--------------------------	------	--	------	--------	--	------	--------	----------	----------	-----

Method: EPA 8260B
Prep Method: EPA 5030B

Carbon Disulfide	ND		ug/L	5.0	0.3	1	400584	04/12/26	04/12/26	ZXL
Chloroprene	ND		ug/L	200	0.3	1	400584	04/12/26	04/12/26	ZXL
3-Chloropropene	ND		ug/L	5.0	0.2	1	400584	04/12/26	04/12/26	ZXL
Ethyl methacrylate	ND		ug/L	50	2.4	1	400584	04/12/26	04/12/26	ZXL
Ethanol	ND		ug/L	500	130	1	400584	04/12/26	04/12/26	ZXL
2-Hexanone	ND		ug/L	5.0	0.6	1	400584	04/12/26	04/12/26	ZXL
Isopropanol (IPA)	ND		ug/L	200	40	1	400584	04/12/26	04/12/26	ZXL
Methyl acrylonitrile	ND		ug/L	35	1.3	1	400584	04/12/26	04/12/26	ZXL
Vinyl Acetate	ND		ug/L	50	2.4	1	400584	04/12/26	04/12/26	ZXL
Acrolein	ND		ug/L	200	2.0	1	400584	04/12/26	04/12/26	ZXL
Acrylonitrile	ND		ug/L	10	0.3	1	400584	04/12/26	04/12/26	ZXL
Freon 12	ND		ug/L	5.0	0.2	1	400584	04/12/26	04/12/26	ZXL
Chloromethane	ND		ug/L	5.0	0.1	1	400584	04/12/26	04/12/26	ZXL
Vinyl Chloride	ND		ug/L	5.0	0.1	1	400584	04/12/26	04/12/26	ZXL
Bromomethane	ND		ug/L	5.0	0.3	1	400584	04/12/26	04/12/26	ZXL
Chloroethane	ND		ug/L	5.0	0.05	1	400584	04/12/26	04/12/26	ZXL
Trichlorofluoromethane	ND		ug/L	5.0	0.08	1	400584	04/12/26	04/12/26	ZXL
Iodomethane	ND		ug/L	5.0		1	400584	04/12/26	04/12/26	ZXL
Acetone	ND		ug/L	100	8.8	1	400584	04/12/26	04/12/26	ZXL
Freon 113	ND		ug/L	5.0	0.1	1	400584	04/12/26	04/12/26	ZXL
1,1-Dichloroethene	ND		ug/L	5.0	0.1	1	400584	04/12/26	04/12/26	ZXL
Methylene Chloride	ND		ug/L	10	0.2	1	400584	04/12/26	04/12/26	ZXL
MTBE	ND		ug/L	5.0	0.1	1	400584	04/12/26	04/12/26	ZXL
trans-1,2-Dichloroethene	ND		ug/L	5.0	0.1	1	400584	04/12/26	04/12/26	ZXL
1,1-Dichloroethane	ND		ug/L	5.0	0.07	1	400584	04/12/26	04/12/26	ZXL
2-Butanone	ND		ug/L	10	0.9	1	400584	04/12/26	04/12/26	ZXL
cis-1,2-Dichloroethene	ND		ug/L	5.0	0.09	1	400584	04/12/26	04/12/26	ZXL
2,2-Dichloropropane	ND		ug/L	5.0	0.09	1	400584	04/12/26	04/12/26	ZXL
Chloroform	ND		ug/L	5.0	0.07	1	400584	04/12/26	04/12/26	ZXL
Bromochloromethane	ND		ug/L	5.0	0.1	1	400584	04/12/26	04/12/26	ZXL
1,1,1-Trichloroethane	ND		ug/L	5.0	0.03	1	400584	04/12/26	04/12/26	ZXL
1,1-Dichloropropene	ND		ug/L	5.0	0.08	1	400584	04/12/26	04/12/26	ZXL
Carbon Tetrachloride	ND		ug/L	5.0	0.07	1	400584	04/12/26	04/12/26	ZXL
1,2-Dichloroethane	ND		ug/L	5.0	0.09	1	400584	04/12/26	04/12/26	ZXL

Analysis Results for 557418

557418-001 Analyte	Result	Qual	Units	RL	MDL	DF	Batch	Prepared	Analyzed	Chemist
Benzene	ND		ug/L	1.0	0.07	1	400584	04/12/26	04/12/26	ZXL
Trichloroethene	ND		ug/L	5.0	0.05	1	400584	04/12/26	04/12/26	ZXL
1,2-Dichloropropane	ND		ug/L	5.0	0.07	1	400584	04/12/26	04/12/26	ZXL
Bromodichloromethane	ND		ug/L	5.0	0.05	1	400584	04/12/26	04/12/26	ZXL
Dibromomethane	ND		ug/L	5.0	0.1	1	400584	04/12/26	04/12/26	ZXL
4-Methyl-2-Pentanone	ND		ug/L	5.0	0.5	1	400584	04/12/26	04/12/26	ZXL
cis-1,3-Dichloropropene	ND		ug/L	5.0	0.08	1	400584	04/12/26	04/12/26	ZXL
Toluene	ND		ug/L	5.0	0.05	1	400584	04/12/26	04/12/26	ZXL
trans-1,3-Dichloropropene	ND		ug/L	5.0	0.03	1	400584	04/12/26	04/12/26	ZXL
1,1,2-Trichloroethane	ND		ug/L	5.0	0.06	1	400584	04/12/26	04/12/26	ZXL
1,3-Dichloropropane	ND		ug/L	5.0	0.1	1	400584	04/12/26	04/12/26	ZXL
Tetrachloroethene	ND		ug/L	5.0	0.09	1	400584	04/12/26	04/12/26	ZXL
Dibromochloromethane	ND		ug/L	5.0	0.07	1	400584	04/12/26	04/12/26	ZXL
1,2-Dibromoethane	ND		ug/L	5.0	0.07	1	400584	04/12/26	04/12/26	ZXL
Chlorobenzene	ND		ug/L	5.0	0.05	1	400584	04/12/26	04/12/26	ZXL
1,1,1,2-Tetrachloroethane	ND		ug/L	5.0	0.06	1	400584	04/12/26	04/12/26	ZXL
Ethylbenzene	ND		ug/L	5.0	0.04	1	400584	04/12/26	04/12/26	ZXL
m,p-Xylenes	ND		ug/L	5.0	0.1	1	400584	04/12/26	04/12/26	ZXL
o-Xylene	ND		ug/L	5.0	0.06	1	400584	04/12/26	04/12/26	ZXL
Styrene	ND		ug/L	5.0	0.06	1	400584	04/12/26	04/12/26	ZXL
Bromoform	ND		ug/L	5.0	0.08	1	400584	04/12/26	04/12/26	ZXL
Isopropylbenzene	ND		ug/L	5.0	0.06	1	400584	04/12/26	04/12/26	ZXL
1,1,2,2-Tetrachloroethane	ND		ug/L	5.0	0.06	1	400584	04/12/26	04/12/26	ZXL
1,2,3-Trichloropropane	ND		ug/L	5.0	0.09	1	400584	04/12/26	04/12/26	ZXL
Propylbenzene	ND		ug/L	5.0	0.05	1	400584	04/12/26	04/12/26	ZXL
Bromobenzene	ND		ug/L	5.0	0.06	1	400584	04/12/26	04/12/26	ZXL
1,3,5-Trimethylbenzene	ND		ug/L	5.0	0.08	1	400584	04/12/26	04/12/26	ZXL
2-Chlorotoluene	ND		ug/L	5.0	0.07	1	400584	04/12/26	04/12/26	ZXL
4-Chlorotoluene	ND		ug/L	5.0	0.08	1	400584	04/12/26	04/12/26	ZXL
tert-Butylbenzene	ND		ug/L	5.0	0.07	1	400584	04/12/26	04/12/26	ZXL
1,2,4-Trimethylbenzene	ND		ug/L	5.0	0.07	1	400584	04/12/26	04/12/26	ZXL
sec-Butylbenzene	ND		ug/L	5.0	0.06	1	400584	04/12/26	04/12/26	ZXL
para-Isopropyl Toluene	ND		ug/L	5.0	0.05	1	400584	04/12/26	04/12/26	ZXL
1,3-Dichlorobenzene	ND		ug/L	5.0	0.06	1	400584	04/12/26	04/12/26	ZXL
1,4-Dichlorobenzene	ND		ug/L	5.0	0.07	1	400584	04/12/26	04/12/26	ZXL
n-Butylbenzene	ND		ug/L	5.0	0.08	1	400584	04/12/26	04/12/26	ZXL
1,2-Dichlorobenzene	ND		ug/L	5.0	0.04	1	400584	04/12/26	04/12/26	ZXL
1,2-Dibromo-3-Chloropropane	ND		ug/L	5.0	0.3	1	400584	04/12/26	04/12/26	ZXL
1,2,4-Trichlorobenzene	ND		ug/L	5.0	0.1	1	400584	04/12/26	04/12/26	ZXL
Hexachlorobutadiene	ND		ug/L	5.0	0.06	1	400584	04/12/26	04/12/26	ZXL
1,2,3-Trichlorobenzene	ND		ug/L	5.0	0.09	1	400584	04/12/26	04/12/26	ZXL
cis-1,4-Dichloro-2-butene	ND		ug/L	5.0	0.3	1	400584	04/12/26	04/12/26	ZXL
trans-1,4-Dichloro-2-butene	ND		ug/L	5.0	0.2	1	400584	04/12/26	04/12/26	ZXL
Xylene (total)	ND		ug/L	5.0		1	400584	04/12/26	04/12/26	ZXL
Surrogates				Limits						
Dibromofluoromethane	104%		%REC	70-130		1	400584	04/12/26	04/12/26	ZXL
1,2-Dichloroethane-d4	103%		%REC	70-130		1	400584	04/12/26	04/12/26	ZXL
Toluene-d8	98%		%REC	70-130		1	400584	04/12/26	04/12/26	ZXL
Bromofluorobenzene	100%		%REC	70-130		1	400584	04/12/26	04/12/26	ZXL

Method: EPA 8270C-SIM
 Prep Method: EPA 3535

1,4-Dioxane ND ug/L 1.0 0.87 1 400594 04/12/26 04/13/26 MSS

Results for any subcontracted analyses are not included in this section.

Analysis Results for 557418

557418-001 Analyte	Result	Qual	Units	RL	MDL	DF	Batch	Prepared	Analyzed	Chemist
Surrogates				Limits						
1,4-Dioxane-d8 (SUR)	95%		%REC	80-120		1	400594	04/12/26	04/13/26	MSS
Method: EPA 8270E										
Prep Method: EPA 3510C										
Carbazole	ND		ug/L	9.6	2.7	0.96	400571	04/12/26	04/12/26	MSS
N-Nitrosodimethylamine	ND		ug/L	9.6	2.8	0.96	400571	04/12/26	04/12/26	MSS
Aniline	ND		ug/L	9.6	2.7	0.96	400571	04/12/26	04/12/26	MSS
bis(2-Chloroethyl)ether	ND		ug/L	24	3.6	0.96	400571	04/12/26	04/12/26	MSS
2-Chlorophenol	ND		ug/L	9.6	3.5	0.96	400571	04/12/26	04/12/26	MSS
1,3-Dichlorobenzene	ND		ug/L	9.6	3.1	0.96	400571	04/12/26	04/12/26	MSS
1,4-Dichlorobenzene	ND		ug/L	9.6	3.2	0.96	400571	04/12/26	04/12/26	MSS
Benzyl alcohol	ND		ug/L	24	5.5	0.96	400571	04/12/26	04/12/26	MSS
1,2-Dichlorobenzene	ND		ug/L	9.6	3.2	0.96	400571	04/12/26	04/12/26	MSS
bis(2-Chloroisopropyl) ether	ND		ug/L	9.6	3.7	0.96	400571	04/12/26	04/12/26	MSS
N-Nitroso-di-n-propylamine	ND		ug/L	9.6	3.7	0.96	400571	04/12/26	04/12/26	MSS
Hexachloroethane	ND		ug/L	9.6	2.9	0.96	400571	04/12/26	04/12/26	MSS
Nitrobenzene	ND		ug/L	24	8.1	0.96	400571	04/12/26	04/12/26	MSS
Isophorone	ND		ug/L	9.6	3.5	0.96	400571	04/12/26	04/12/26	MSS
2-Nitrophenol	ND		ug/L	9.6	5.2	0.96	400571	04/12/26	04/12/26	MSS
2,4-Dimethylphenol	ND		ug/L	9.6	3.1	0.96	400571	04/12/26	04/12/26	MSS
bis(2-Chloroethoxy)methane	ND		ug/L	9.6	3.5	0.96	400571	04/12/26	04/12/26	MSS
2,4-Dichlorophenol	ND		ug/L	9.6	3.6	0.96	400571	04/12/26	04/12/26	MSS
1,2,4-Trichlorobenzene	ND		ug/L	9.6	3.3	0.96	400571	04/12/26	04/12/26	MSS
4-Chloroaniline	ND		ug/L	9.6	3.0	0.96	400571	04/12/26	04/12/26	MSS
Hexachlorobutadiene	ND		ug/L	9.6	2.1	0.96	400571	04/12/26	04/12/26	MSS
4-Chloro-3-methylphenol	ND		ug/L	9.6	3.4	0.96	400571	04/12/26	04/12/26	MSS
2-Methylnaphthalene	ND		ug/L	9.6	3.2	0.96	400571	04/12/26	04/12/26	MSS
Hexachlorocyclopentadiene	ND		ug/L	24	7.5	0.96	400571	04/12/26	04/12/26	MSS
2,4,6-Trichlorophenol	ND		ug/L	9.6	3.9	0.96	400571	04/12/26	04/12/26	MSS
2,4,5-Trichlorophenol	ND		ug/L	9.6	3.6	0.96	400571	04/12/26	04/12/26	MSS
2-Chloronaphthalene	ND		ug/L	9.6	3.3	0.96	400571	04/12/26	04/12/26	MSS
2-Nitroaniline	ND		ug/L	48	4.2	0.96	400571	04/12/26	04/12/26	MSS
Dimethylphthalate	ND		ug/L	9.6	3.3	0.96	400571	04/12/26	04/12/26	MSS
Acenaphthylene	ND		ug/L	9.6	3.7	0.96	400571	04/12/26	04/12/26	MSS
2,6-Dinitrotoluene	ND		ug/L	9.6	4.3	0.96	400571	04/12/26	04/12/26	MSS
3-Nitroaniline	ND		ug/L	9.6	3.8	0.96	400571	04/12/26	04/12/26	MSS
Acenaphthene	ND		ug/L	9.6	3.1	0.96	400571	04/12/26	04/12/26	MSS
2,4-Dinitrophenol	ND		ug/L	48	14	0.96	400571	04/12/26	04/12/26	MSS
4-Nitrophenol	ND		ug/L	48	8.2	0.96	400571	04/12/26	04/12/26	MSS
Dibenzofuran	ND		ug/L	9.6	3.1	0.96	400571	04/12/26	04/12/26	MSS
2,4-Dinitrotoluene	ND		ug/L	9.6	4.1	0.96	400571	04/12/26	04/12/26	MSS
Diethylphthalate	ND		ug/L	9.6	2.8	0.96	400571	04/12/26	04/12/26	MSS
Fluorene	ND		ug/L	9.6	3.0	0.96	400571	04/12/26	04/12/26	MSS
4-Chlorophenyl-phenylether	ND		ug/L	9.6	2.9	0.96	400571	04/12/26	04/12/26	MSS
4-Nitroaniline	ND		ug/L	9.6	3.2	0.96	400571	04/12/26	04/12/26	MSS
4,6-Dinitro-2-methylphenol	ND		ug/L	48	16	0.96	400571	04/12/26	04/12/26	MSS
N-Nitrosodiphenylamine	ND		ug/L	9.6	3.8	0.96	400571	04/12/26	04/12/26	MSS
1,2-diphenylhydrazine (as azobenzene)	ND		ug/L	9.6	2.8	0.96	400571	04/12/26	04/12/26	MSS
4-Bromophenyl-phenylether	ND		ug/L	9.6	3.2	0.96	400571	04/12/26	04/12/26	MSS
Hexachlorobenzene	ND		ug/L	9.6	2.9	0.96	400571	04/12/26	04/12/26	MSS

Analysis Results for 557418

557418-001 Analyte	Result	Qual	Units	RL	MDL	DF	Batch	Prepared	Analyzed	Chemist
Pentachlorophenol	ND		ug/L	24	5.5	0.96	400571	04/12/26	04/12/26	MSS
Phenanthrene	ND		ug/L	9.6	2.8	0.96	400571	04/12/26	04/12/26	MSS
Anthracene	ND		ug/L	9.6	2.7	0.96	400571	04/12/26	04/12/26	MSS
Di-n-butylphthalate	ND		ug/L	9.6	2.9	0.96	400571	04/12/26	04/12/26	MSS
Fluoranthene	ND		ug/L	9.6	2.7	0.96	400571	04/12/26	04/12/26	MSS
Benzidine	ND		ug/L	48	18	0.96	400571	04/12/26	04/12/26	MSS
Pyrene	ND		ug/L	9.6	2.6	0.96	400571	04/12/26	04/12/26	MSS
Butylbenzylphthalate	ND		ug/L	9.6	3.5	0.96	400571	04/12/26	04/12/26	MSS
3,3'-Dichlorobenzidine	ND		ug/L	24	5.0	0.96	400571	04/12/26	04/12/26	MSS
Benzo(a)anthracene	ND		ug/L	9.6	2.3	0.96	400571	04/12/26	04/12/26	MSS
Chrysene	ND		ug/L	9.6	2.4	0.96	400571	04/12/26	04/12/26	MSS
bis(2-Ethylhexyl)phthalate	ND		ug/L	9.6	3.2	0.96	400571	04/12/26	04/12/26	MSS
Di-n-octylphthalate	ND		ug/L	9.6	4.5	0.96	400571	04/12/26	04/12/26	MSS
Benzo(b)fluoranthene	ND		ug/L	9.6	2.9	0.96	400571	04/12/26	04/12/26	MSS
Benzo(k)fluoranthene	ND		ug/L	9.6	3.0	0.96	400571	04/12/26	04/12/26	MSS
Benzo(a)pyrene	ND		ug/L	9.6	3.0	0.96	400571	04/12/26	04/12/26	MSS
Indeno(1,2,3-cd)pyrene	ND		ug/L	9.6	4.1	0.96	400571	04/12/26	04/12/26	MSS
Dibenz(a,h)anthracene	ND		ug/L	9.6	4.0	0.96	400571	04/12/26	04/12/26	MSS
Benzo(g,h,i)perylene	ND		ug/L	9.6	4.0	0.96	400571	04/12/26	04/12/26	MSS
Surrogates				Limits						
2-Fluorophenol	52%		%REC	15-120		0.96	400571	04/12/26	04/12/26	MSS
Phenol-d6	36%		%REC	15-120		0.96	400571	04/12/26	04/12/26	MSS
2,4,6-Tribromophenol	95%		%REC	15-140		0.96	400571	04/12/26	04/12/26	MSS
Nitrobenzene-d5	76%		%REC	15-123		0.96	400571	04/12/26	04/12/26	MSS
2-Fluorobiphenyl	68%		%REC	15-120		0.96	400571	04/12/26	04/12/26	MSS
Terphenyl-d14	83%		%REC	15-120		0.96	400571	04/12/26	04/12/26	MSS
Method: SM 4500-CN-E Prep Method: METHOD										
Cyanide	0.0035	J	mg/L	0.0050	0.0017	0.5	400772	04/14/26	04/15/26	JAK
Method: SM 4500-P-B5-E										
Phosphorus	0.050		mg/L	0.020	0.014	1	400589	04/12/26	04/12/26	RDL
Method: SM 4500-S2-D Prep Method: METHOD										
Sulfide	ND		mg/L	0.10		1	400888	04/15/26	04/15/26	TXC
Method: SM 5310B Prep Method: SM 5310B										
Total Organic Carbon	18		mg/L	1.0	0.49	1	400585	04/12/26	04/12/26	BDR
Method: SM 9221B Prep Method: METHOD										
Coliform, Total	>1,600	H	MPN/100ml	1.8		1	400660	04/12/26 12:42	04/14/26 17:13	BPH
Method: SM 9221F										
Coliform, E. Coli	79	H	MPN/100ml	1.8		1	400660	04/12/26 12:42	04/14/26 17:13	BPH
Method: SM2130B										
Turbidity	2,200		NTU	0.20	0.12	1	400670	04/13/26 14:30	04/13/26 14:30	BDR
Method: SM2320B Prep Method: METHOD										
Bicarbonate	130		mg/L	2.4		1	400657	04/13/26	04/13/26	WWC
Alkalinity, Total as CaCO3	100		mg/L	2.0		1	400657	04/13/26	04/13/26	WWC

Analysis Results for 557418

557418-001 Analyte	Result	Qual	Units	RL	MDL	DF	Batch	Prepared	Analyzed	Chemist
Method: SM2510B Prep Method: METHOD										
Specific Conductance	600		umhos/cm	1.0			1 400602	04/12/26	04/12/26	RDL
Method: SM2540C Prep Method: METHOD										
Total Dissolved Solids	410		mg/L	20			2 400593	04/12/26	04/13/26	RDL
Method: SM2540D Prep Method: METHOD										
Total Suspended Solids	1,400		mg/L	0.5			1 400598	04/12/26	04/13/26	CDR
Method: SM5210B Prep Method: METHOD										
Biochemical Oxygen Demand	24		mg/L	3.0			1 400645	04/13/26 10:49	04/18/26 12:16	WWC
Method: SM5220D Prep Method: SM 5220D										
Chemical Oxygen Demand	57		mg/L	4.0	2.6		1 400600	04/12/26	04/12/26	RDL

- > Value exceeds indicated concentration
- H Holding time was exceeded
- J Estimated value
- ND Not Detected
- b See narrative

Batch QC

Type: Blank	Lab ID: QC1359385	Batch: 400576
Matrix: Water	Method: EPA 1664A	Prep Method: METHOD

QC1359385 Analyte	Result	Qual	Units	RL	MDL	Prepared	Analyzed
Total Oil and Grease	ND		mg/L	5.0	0.97	04/12/26	04/13/26

Type: Lab Control Sample	Lab ID: QC1359386	Batch: 400576
Matrix: Water	Method: EPA 1664A	Prep Method: METHOD

QC1359386 Analyte	Result	Spiked	Units	Recovery	Qual	Limits
Total Oil and Grease	36.20	40.00	mg/L	91%		78-114

Type: Lab Control Sample Duplicate	Lab ID: QC1359387	Batch: 400576
Matrix: Water	Method: EPA 1664A	Prep Method: METHOD

QC1359387 Analyte	Result	Spiked	Units	Recovery	Qual	Limits	RPD	RPD Lim
Total Oil and Grease	34.10	40.00	mg/L	85%		78-114	6	18

Type: Matrix Spike	Lab ID: QC1359268	Batch: 400577
Matrix (Source ID): Water (557387-001)	Method: EPA 200.7	Prep Method: EPA 3015A

QC1359268 Analyte	Result	Source Sample Result	Spiked	Units	Recovery	Qual	Limits	DF
Calcium	29.91	9.164	20.40	mg/L	102%		75-125	1
Iron	2.365	2.026	0.4000	mg/L	85%	NM	75-125	1
Magnesium	23.19	2.476	20.40	mg/L	102%		75-125	1
Potassium	33.68	8.949	24.00	mg/L	103%		75-125	1
Sodium	31.20	11.06	20.40	mg/L	99%		75-125	1

Type: Matrix Spike Duplicate	Lab ID: QC1359269	Batch: 400577
Matrix (Source ID): Water (557387-001)	Method: EPA 200.7	Prep Method: EPA 3015A

QC1359269 Analyte	Result	Source Sample Result	Spiked	Units	Recovery	Qual	Limits	RPD	RPD Lim	DF
Calcium	29.88	9.164	20.40	mg/L	102%		75-125	0	20	1
Iron	2.293	2.026	0.4000	mg/L	67%	NM	75-125	3	20	1
Magnesium	23.13	2.476	20.40	mg/L	101%		75-125	0	20	1
Potassium	33.81	8.949	24.00	mg/L	104%		75-125	0	20	1
Sodium	31.44	11.06	20.40	mg/L	100%		75-125	1	20	1

Batch QC

Type: Serial Dilution	Lab ID: QC1359273	Batch: 400577
Matrix (Source ID): Water (557418-001)	Method: EPA 200.7	Prep Method: EPA 3015A

QC1359273 Analyte	Result	Source Sample Result	Units	Qual	RPD	RPD Lim	DF
Calcium	158.5	153.2	mg/L				5
Iron	66.18	63.78	mg/L				50
Magnesium	35.92	34.28	mg/L				5
Potassium	25.72	25.77	mg/L				5
Sodium	76.76	74.23	mg/L				5

Type: Blank	Lab ID: QC1359274	Batch: 400577
Matrix: Water	Method: EPA 200.7	Prep Method: EPA 3015A

QC1359274 Analyte	Result	Qual	Units	RL	MDL	Prepared	Analyzed
Calcium	ND		mg/L	0.10	0.022	04/12/26	04/12/26
Iron	ND		mg/L	0.027	0.027	04/12/26	04/12/26
Magnesium	ND		mg/L	0.10	0.010	04/12/26	04/12/26
Potassium	ND		mg/L	0.50	0.15	04/12/26	04/12/26
Sodium	0.038	J	mg/L	0.50	0.017	04/12/26	04/12/26

Type: Lab Control Sample	Lab ID: QC1359275	Batch: 400577
Matrix: Water	Method: EPA 200.7	Prep Method: EPA 3015A

QC1359275 Analyte	Result	Spiked	Units	Recovery	Qual	Limits
Calcium	20.17	20.40	mg/L	99%		85-115
Iron	0.3859	0.4000	mg/L	96%		85-115
Magnesium	20.06	20.40	mg/L	98%		85-115
Potassium	24.12	24.00	mg/L	100%		85-115
Sodium	20.00	20.40	mg/L	98%		85-115

Batch QC

Type: Blank	Lab ID: QC1359264	Batch: 400579
Matrix: Water	Method: EPA 200.8	Prep Method: EPA 3015A

QC1359264 Analyte	Result	Qual	Units	RL	MDL	Prepared	Analyzed
Antimony	ND		ug/L	2.0	0.058	04/12/26	04/12/26
Arsenic	ND		ug/L	2.0	0.059	04/12/26	04/12/26
Barium	0.12	J	ug/L	5.0	0.069	04/12/26	04/12/26
Beryllium	ND		ug/L	1.0	0.044	04/12/26	04/12/26
Boron	ND		ug/L	10	3.4	04/12/26	04/12/26
Cadmium	ND		ug/L	1.0	0.079	04/12/26	04/12/26
Chromium	ND		ug/L	5.0	0.14	04/12/26	04/12/26
Cobalt	ND		ug/L	1.0	0.033	04/12/26	04/12/26
Copper	ND		ug/L	3.0	1.4	04/12/26	04/12/26
Lead	ND		ug/L	5.0	0.31	04/12/26	04/12/26
Manganese	ND		ug/L	10	0.62	04/12/26	04/12/26
Nickel	0.13	J	ug/L	5.0	0.13	04/12/26	04/12/26
Selenium	ND		ug/L	2.0	0.60	04/12/26	04/12/26
Silver	ND		ug/L	5.0	0.087	04/12/26	04/12/26
Thallium	ND		ug/L	1.0	0.031	04/12/26	04/12/26
Tin	ND		ug/L	5.0	0.59	04/12/26	04/12/26
Vanadium	ND		ug/L	5.0	0.25	04/12/26	04/12/26
Zinc	ND		ug/L	10	2.1	04/12/26	04/12/26

Type: Lab Control Sample	Lab ID: QC1359265	Batch: 400579
Matrix: Water	Method: EPA 200.8	Prep Method: EPA 3015A

QC1359265 Analyte	Result	Spiked	Units	Recovery	Qual	Limits
Antimony	107.1	100.0	ug/L	107%	b	85-115
Arsenic	94.50	100.0	ug/L	94%		85-115
Barium	99.05	100.0	ug/L	99%		85-115
Beryllium	95.73	100.0	ug/L	96%		85-115
Boron	90.77	100.0	ug/L	91%		85-115
Cadmium	100.1	100.0	ug/L	100%		85-115
Chromium	94.65	100.0	ug/L	95%		85-115
Cobalt	97.19	100.0	ug/L	97%		85-115
Copper	97.30	100.0	ug/L	97%		85-115
Lead	100.0	100.0	ug/L	100%		85-115
Manganese	95.25	100.0	ug/L	95%		85-115
Nickel	97.37	100.0	ug/L	97%		85-115
Selenium	96.36	100.0	ug/L	96%		85-115
Silver	48.86	50.00	ug/L	98%		85-115
Thallium	100.8	100.0	ug/L	101%		85-115
Tin	88.88	100.0	ug/L	89%		85-115
Vanadium	95.27	100.0	ug/L	95%		85-115
Zinc	96.96	100.0	ug/L	97%		85-115

Batch QC

Type: Matrix Spike	Lab ID: QC1359266	Batch: 400579
Matrix (Source ID): Water (557394-001)	Method: EPA 200.8	Prep Method: EPA 3015A

QC1359266 Analyte	Result	Source Sample Result	Spiked	Units	Recovery	Qual	Limits	DF
Antimony	130.4	31.10	100.0	ug/L	99%	b	70-130	10
Arsenic	93.11	1.290	100.0	ug/L	92%		70-130	10
Barium	170.4	75.99	100.0	ug/L	94%		70-130	10
Beryllium	100.3	ND	100.0	ug/L	100%		70-130	10
Boron	836.6	780.7	100.0	ug/L	56%	NM	70-130	10
Cadmium	97.04	ND	100.0	ug/L	97%		70-130	10
Chromium	104.8	13.26	100.0	ug/L	91%		70-130	10
Cobalt	104.3	5.880	100.0	ug/L	98%		70-130	10
Copper	132.2	33.77	100.0	ug/L	98%		70-130	10
Lead	102.4	ND	100.0	ug/L	102%		70-130	10
Manganese	116.9	21.93	100.0	ug/L	95%		70-130	10
Nickel	137.7	42.13	100.0	ug/L	96%		70-130	10
Selenium	91.07	ND	100.0	ug/L	91%		70-130	10
Silver	44.82	ND	50.00	ug/L	90%		70-130	10
Thallium	100.9	ND	100.0	ug/L	101%		70-130	10
Tin	85.99	ND	100.0	ug/L	86%		70-130	10
Vanadium	151.3	55.67	100.0	ug/L	96%		70-130	10
Zinc	1,458	1408	100.0	ug/L	50%	NM	70-130	10

Type: Matrix Spike Duplicate	Lab ID: QC1359267	Batch: 400579
Matrix (Source ID): Water (557394-001)	Method: EPA 200.8	Prep Method: EPA 3015A

QC1359267 Analyte	Result	Source Sample Result	Spiked	Units	Recovery	Qual	Limits	RPD	RPD Lim	DF
Antimony	128.3	31.10	100.0	ug/L	97%	b	70-130	2	20	10
Arsenic	90.36	1.290	100.0	ug/L	89%		70-130	3	20	10
Barium	172.8	75.99	100.0	ug/L	97%		70-130	1	20	10
Beryllium	95.27	ND	100.0	ug/L	95%		70-130	5	20	10
Boron	871.3	780.7	100.0	ug/L	91%	NM	70-130	4	20	10
Cadmium	96.55	ND	100.0	ug/L	97%		70-130	1	20	10
Chromium	104.4	13.26	100.0	ug/L	91%		70-130	0	20	10
Cobalt	102.3	5.880	100.0	ug/L	96%		70-130	2	20	10
Copper	130.6	33.77	100.0	ug/L	97%		70-130	1	20	10
Lead	101.0	ND	100.0	ug/L	101%		70-130	1	20	10
Manganese	115.7	21.93	100.0	ug/L	94%		70-130	1	20	10
Nickel	134.2	42.13	100.0	ug/L	92%		70-130	3	20	10
Selenium	85.23	ND	100.0	ug/L	85%		70-130	7	20	10
Silver	44.54	ND	50.00	ug/L	89%		70-130	1	20	10
Thallium	100.0	ND	100.0	ug/L	100%		70-130	1	20	10
Tin	84.55	ND	100.0	ug/L	85%		70-130	2	20	10
Vanadium	150.4	55.67	100.0	ug/L	95%		70-130	1	20	10
Zinc	1,480	1408	100.0	ug/L	72%	NM	70-130	2	20	10

Batch QC

Type: Blank	Lab ID: QC1359258	Batch: 400575
Matrix: Water	Method: EPA 245.1	Prep Method: EPA 245.1

QC1359258 Analyte	Result	Qual	Units	RL	MDL	Prepared	Analyzed
Mercury	ND		ug/L	0.40	0.063	04/12/26	04/12/26

Type: Lab Control Sample	Lab ID: QC1359259	Batch: 400575
Matrix: Water	Method: EPA 245.1	Prep Method: EPA 245.1

QC1359259 Analyte	Result	Spiked	Units	Recovery	Qual	Limits
Mercury	5.056	5.000	ug/L	101%		85-115

Type: Matrix Spike	Lab ID: QC1359260	Batch: 400575
Matrix (Source ID): Water (557417-001)	Method: EPA 245.1	Prep Method: EPA 245.1

QC1359260 Analyte	Result	Source Sample Result	Spiked	Units	Recovery	Qual	Limits	DF
Mercury	967.4	ND	1000	ug/L	97%		75-125	200

Type: Matrix Spike Duplicate	Lab ID: QC1359261	Batch: 400575
Matrix (Source ID): Water (557417-001)	Method: EPA 245.1	Prep Method: EPA 245.1

QC1359261 Analyte	Result	Source Sample Result	Spiked	Units	Recovery	Qual	Limits	RPD	RPD Lim	DF
Mercury	969.6	ND	1000	ug/L	97%		75-125	0	20	200

Type: Matrix Spike	Lab ID: QC1359262	Batch: 400575
Matrix (Source ID): Water (557416-005)	Method: EPA 245.1	Prep Method: EPA 245.1

QC1359262 Analyte	Result	Source Sample Result	Spiked	Units	Recovery	Qual	Limits	DF
Mercury	966.4	ND	1000	ug/L	97%		75-125	200

Type: Matrix Spike Duplicate	Lab ID: QC1359263	Batch: 400575
Matrix (Source ID): Water (557416-005)	Method: EPA 245.1	Prep Method: EPA 245.1

QC1359263 Analyte	Result	Source Sample Result	Spiked	Units	Recovery	Qual	Limits	RPD	RPD Lim	DF
Mercury	975.0	ND	1000	ug/L	98%		75-125	1	20	200

Batch QC

Type: Blank	Lab ID: QC1359322	Batch: 400590
Matrix: Water	Method: EPA 300.0	Prep Method: METHOD

QC1359322 Analyte	Result	Qual	Units	RL	MDL	Prepared	Analyzed
Fluoride	ND		mg/L	0.20	0.062	04/12/26 13:05	04/12/26 14:57
Chloride	ND		mg/L	1.0	0.27	04/12/26 13:05	04/12/26 14:57
Nitrogen, Nitrite	ND		mg/L	0.10	0.01	04/12/26 13:05	04/12/26 14:57
Bromide	ND		mg/L	0.30	0.049	04/12/26 13:05	04/12/26 14:57
Nitrogen, Nitrate	ND		mg/L	0.10	0.05	04/12/26 13:05	04/12/26 14:57
Sulfate	ND		mg/L	1.0	0.26	04/12/26 13:05	04/12/26 14:57

Type: Lab Control Sample	Lab ID: QC1359323	Batch: 400590
Matrix: Water	Method: EPA 300.0	Prep Method: METHOD

QC1359323 Analyte	Result	Spiked	Units	Recovery	Qual	Limits
Fluoride	10.36	10.00	mg/L	104%		90-110
Chloride	48.88	50.00	mg/L	98%		90-110
Nitrogen, Nitrite	4.714	4.567	mg/L	103%		90-110
Bromide	15.60	15.00	mg/L	104%		90-110
Nitrogen, Nitrate	4.673	4.518	mg/L	103%		90-110
Sulfate	26.46	25.00	mg/L	106%		90-110

Type: Matrix Spike	Lab ID: QC1359324	Batch: 400590
Matrix (Source ID): Water (557418-001)	Method: EPA 300.0	Prep Method: METHOD

QC1359324 Analyte	Result	Source Sample Result	Spiked	Units	Recovery	Qual	Limits	DF
Fluoride	29.26	0.4278	20.00	mg/L	144%	*	80-129	1
Chloride	161.9	20.72	100.0	mg/L	141%	*	80-123	1
Nitrogen, Nitrite	12.84	0.02719	9.134	mg/L	140%	*	80-122	1
Bromide	21.25	0.1792	15.00	mg/L	140%	*	80-121	1
Nitrogen, Nitrate	13.00	0.3109	9.036	mg/L	140%	*	80-123	1
Sulfate	215.2	162.5	50.00	mg/L	105%	E	79-124	1

Type: Matrix Spike Duplicate	Lab ID: QC1359325	Batch: 400590
Matrix (Source ID): Water (557418-001)	Method: EPA 300.0	Prep Method: METHOD

QC1359325 Analyte	Result	Source Sample Result	Spiked	Units	Recovery	Qual	Limits	RPD	RPD Lim	DF
Fluoride	24.69	0.4278	20.00	mg/L	121%		80-129	17	21	1
Chloride	140.2	20.72	100.0	mg/L	119%		80-123	14	20	1
Nitrogen, Nitrite	10.79	0.02719	9.134	mg/L	118%		80-122	17	21	1
Bromide	17.86	0.1792	15.00	mg/L	118%		80-121	17	20	1
Nitrogen, Nitrate	10.95	0.3109	9.036	mg/L	118%		80-123	17	20	1
Sulfate	206.9	162.5	50.00	mg/L	89%	E	79-124		20	1

Batch QC

Type: Blank	Lab ID: QC1359436	Batch: 400624
Matrix: Water	Method: EPA 350.1	Prep Method: METHOD

QC1359436 Analyte	Result	Qual	Units	RL	MDL	Prepared	Analyzed
Ammonia-N	ND		mg/L	0.10	0.068	04/13/26	04/13/26

Type: Lab Control Sample	Lab ID: QC1359437	Batch: 400624
Matrix: Water	Method: EPA 350.1	Prep Method: METHOD

QC1359437 Analyte	Result	Spiked	Units	Recovery	Qual	Limits
Ammonia-N	0.9038	1.000	mg/L	90%		90-110

Type: Matrix Spike	Lab ID: QC1359438	Batch: 400624
Matrix (Source ID): Water (557375-010)	Method: EPA 350.1	Prep Method: METHOD

QC1359438 Analyte	Result	Source Sample Result	Spiked	Units	Recovery	Qual	Limits	DF
Ammonia-N	1.025	ND	1.000	mg/L	103%		90-110	1

Type: Matrix Spike Duplicate	Lab ID: QC1359439	Batch: 400624
Matrix (Source ID): Water (557375-010)	Method: EPA 350.1	Prep Method: METHOD

QC1359439 Analyte	Result	Source Sample Result	Spiked	Units	Recovery	Qual	Limits	RPD	RPD Lim	DF
Ammonia-N	1.056	ND	1.000	mg/L	106%		90-110	3	20	1

Type: Blank	Lab ID: QC1359597	Batch: 400663
Matrix: Water	Method: EPA 420.1	Prep Method: METHOD

QC1359597 Analyte	Result	Qual	Units	RL	MDL	Prepared	Analyzed
Total Phenolics	ND		mg/L	0.010	0.0056	04/13/26	04/13/26

Type: Lab Control Sample	Lab ID: QC1359598	Batch: 400663
Matrix: Water	Method: EPA 420.1	Prep Method: METHOD

QC1359598 Analyte	Result	Spiked	Units	Recovery	Qual	Limits
Total Phenolics	0.07200	0.08000	mg/L	90%		80-120

Type: Lab Control Sample Duplicate	Lab ID: QC1359599	Batch: 400663
Matrix: Water	Method: EPA 420.1	Prep Method: METHOD

QC1359599 Analyte	Result	Spiked	Units	Recovery	Qual	Limits	RPD	RPD Lim
Total Phenolics	0.07400	0.08000	mg/L	93%		80-120	3	20

Batch QC

Type: Blank	Lab ID: QC1359238	Batch: 400571
Matrix: Water		

QC1359238 Analyte	Result	Qual	Units	RL	MDL	Prepared	Analyzed
Method: EPA 625.1							
Prep Method: EPA 3510C							
a-Terpineol	ND		ug/L	10	2.1	04/12/26	04/12/26
Benzoic acid	ND		ug/L	50	11	04/12/26	04/12/26
2-Methylphenol	ND		ug/L	10	3.2	04/12/26	04/12/26
Pyridine	ND		ug/L	10	2.8	04/12/26	04/12/26
Phenol	ND		ug/L	10	2.1	04/12/26	04/12/26
Naphthalene	ND		ug/L	10	3.6	04/12/26	04/12/26
3-,4-Methylphenol	ND		ug/L	10	3.0	04/12/26	04/12/26
Cresol	ND		ug/L	10		04/12/26	04/12/26
Surrogates				Limits			
2-Fluorophenol	53%		%REC	36-95		04/12/26	04/12/26
Phenol-d6	34%		%REC	28-82		04/12/26	04/12/26
2,4,6-Tribromophenol	86%		%REC	61-140		04/12/26	04/12/26
Nitrobenzene-d5	73%		%REC	48-123		04/12/26	04/12/26
2-Fluorobiphenyl	77%		%REC	51-105		04/12/26	04/12/26
Terphenyl-d14	85%		%REC	65-117		04/12/26	04/12/26
Method: EPA 8270E							
Prep Method: EPA 3510C							
Carbazole	ND		ug/L	10	2.8	04/12/26	04/12/26
N-Nitrosodimethylamine	ND		ug/L	10	2.9	04/12/26	04/12/26
Aniline	ND		ug/L	10	2.8	04/12/26	04/12/26
bis(2-Chloroethyl)ether	ND		ug/L	25	3.7	04/12/26	04/12/26
2-Chlorophenol	ND		ug/L	10	3.6	04/12/26	04/12/26
1,3-Dichlorobenzene	ND		ug/L	10	3.3	04/12/26	04/12/26
1,4-Dichlorobenzene	ND		ug/L	10	3.4	04/12/26	04/12/26
Benzyl alcohol	ND		ug/L	25	5.8	04/12/26	04/12/26
1,2-Dichlorobenzene	ND		ug/L	10	3.3	04/12/26	04/12/26
bis(2-Chloroisopropyl) ether	ND		ug/L	10	3.8	04/12/26	04/12/26
N-Nitroso-di-n-propylamine	ND		ug/L	10	3.9	04/12/26	04/12/26
Hexachloroethane	ND		ug/L	10	3.0	04/12/26	04/12/26
Nitrobenzene	ND		ug/L	25	8.4	04/12/26	04/12/26
Isophorone	ND		ug/L	10	3.7	04/12/26	04/12/26
2-Nitrophenol	ND		ug/L	10	5.4	04/12/26	04/12/26
2,4-Dimethylphenol	ND		ug/L	10	3.2	04/12/26	04/12/26
bis(2-Chloroethoxy)methane	ND		ug/L	10	3.7	04/12/26	04/12/26
2,4-Dichlorophenol	ND		ug/L	10	3.7	04/12/26	04/12/26
1,2,4-Trichlorobenzene	ND		ug/L	10	3.4	04/12/26	04/12/26
4-Chloroaniline	ND		ug/L	10	3.1	04/12/26	04/12/26
Hexachlorobutadiene	ND		ug/L	10	2.2	04/12/26	04/12/26
4-Chloro-3-methylphenol	ND		ug/L	10	3.6	04/12/26	04/12/26
2-Methylnaphthalene	ND		ug/L	10	3.4	04/12/26	04/12/26
Hexachlorocyclopentadiene	ND		ug/L	25	7.8	04/12/26	04/12/26
2,4,6-Trichlorophenol	ND		ug/L	10	4.1	04/12/26	04/12/26
2,4,5-Trichlorophenol	ND		ug/L	10	3.7	04/12/26	04/12/26
2-Chloronaphthalene	ND		ug/L	10	3.4	04/12/26	04/12/26
2-Nitroaniline	ND		ug/L	50	4.3	04/12/26	04/12/26

Batch QC

QC1359238 Analyte	Result	Qual	Units	RL	MDL	Prepared	Analyzed
Dimethylphthalate	ND		ug/L	10	3.4	04/12/26	04/12/26
Acenaphthylene	ND		ug/L	10	3.9	04/12/26	04/12/26
2,6-Dinitrotoluene	ND		ug/L	10	4.4	04/12/26	04/12/26
3-Nitroaniline	ND		ug/L	10	4.0	04/12/26	04/12/26
Acenaphthene	ND		ug/L	10	3.2	04/12/26	04/12/26
2,4-Dinitrophenol	ND		ug/L	50	15	04/12/26	04/12/26
4-Nitrophenol	ND		ug/L	50	8.5	04/12/26	04/12/26
Dibenzofuran	ND		ug/L	10	3.2	04/12/26	04/12/26
2,4-Dinitrotoluene	ND		ug/L	10	4.3	04/12/26	04/12/26
Diethylphthalate	ND		ug/L	10	2.9	04/12/26	04/12/26
Fluorene	ND		ug/L	10	3.1	04/12/26	04/12/26
4-Chlorophenyl-phenylether	ND		ug/L	10	3.1	04/12/26	04/12/26
4-Nitroaniline	ND		ug/L	10	3.3	04/12/26	04/12/26
4,6-Dinitro-2-methylphenol	ND		ug/L	50	17	04/12/26	04/12/26
N-Nitrosodiphenylamine	ND		ug/L	10	4.0	04/12/26	04/12/26
1,2-diphenylhydrazine (as azobenzene)	ND		ug/L	10	2.9	04/12/26	04/12/26
4-Bromophenyl-phenylether	ND		ug/L	10	3.3	04/12/26	04/12/26
Hexachlorobenzene	ND		ug/L	10	3.0	04/12/26	04/12/26
Pentachlorophenol	ND		ug/L	25	5.7	04/12/26	04/12/26
Phenanthrene	ND		ug/L	10	2.9	04/12/26	04/12/26
Anthracene	ND		ug/L	10	2.8	04/12/26	04/12/26
Di-n-butylphthalate	ND		ug/L	10	3.0	04/12/26	04/12/26
Fluoranthene	ND		ug/L	10	2.8	04/12/26	04/12/26
Benzidine	ND		ug/L	50	19	04/12/26	04/12/26
Pyrene	ND		ug/L	10	2.7	04/12/26	04/12/26
Butylbenzylphthalate	ND		ug/L	10	3.6	04/12/26	04/12/26
3,3'-Dichlorobenzidine	ND		ug/L	25	5.2	04/12/26	04/12/26
Benzo(a)anthracene	ND		ug/L	10	2.4	04/12/26	04/12/26
Chrysene	ND		ug/L	10	2.5	04/12/26	04/12/26
bis(2-Ethylhexyl)phthalate	ND		ug/L	10	3.3	04/12/26	04/12/26
Di-n-octylphthalate	ND		ug/L	10	4.7	04/12/26	04/12/26
Benzo(b)fluoranthene	ND		ug/L	10	3.0	04/12/26	04/12/26
Benzo(k)fluoranthene	ND		ug/L	10	3.1	04/12/26	04/12/26
Benzo(a)pyrene	ND		ug/L	10	3.1	04/12/26	04/12/26
Indeno(1,2,3-cd)pyrene	ND		ug/L	10	4.2	04/12/26	04/12/26
Dibenz(a,h)anthracene	ND		ug/L	10	4.2	04/12/26	04/12/26
Benzo(g,h,i)perylene	ND		ug/L	10	4.1	04/12/26	04/12/26
Surrogates				Limits			
2-Fluorophenol	53%		%REC	15-120		04/12/26	04/12/26
Phenol-d6	34%		%REC	15-120		04/12/26	04/12/26
2,4,6-Tribromophenol	86%		%REC	15-140		04/12/26	04/12/26
Nitrobenzene-d5	73%		%REC	15-123		04/12/26	04/12/26
2-Fluorobiphenyl	77%		%REC	15-120		04/12/26	04/12/26
Terphenyl-d14	85%		%REC	15-120		04/12/26	04/12/26

Batch QC

Type: Lab Control Sample	Lab ID: QC1359239	Batch: 400571
Matrix: Water		

QC1359239 Analyte	Result	Spiked	Units	Recovery	Qual	Limits
Method: EPA 625.1						
Prep Method: EPA 3510C						
2-Methylphenol	62.26	75.00	ug/L	83%		44-120
Pyridine	43.86	75.00	ug/L	58%		13-120
Phenol	29.28	75.00	ug/L	39%		10-85
Naphthalene	63.72	75.00	ug/L	85%		23-133
3-,4-Methylphenol	61.59	75.00	ug/L	82%		40-120
a-Terpineol	71.35	75.00	ug/L	95%		70-130
Surrogates						
2-Fluorophenol	21.50	40.00	ug/L	54%		36-95
Phenol-d6	14.31	40.00	ug/L	36%		28-82
2,4,6-Tribromophenol	38.40	40.00	ug/L	96%		61-140
Nitrobenzene-d5	31.46	40.00	ug/L	79%		48-123
2-Fluorobiphenyl	32.79	40.00	ug/L	82%		51-105
Terphenyl-d14	35.33	40.00	ug/L	88%		65-117
Method: EPA 8270E						
Prep Method: EPA 3510C						
Phenol	29.28	75.00	ug/L	39%		14-120
2-Chlorophenol	68.77	75.00	ug/L	92%		46-120
1,4-Dichlorobenzene	52.26	75.00	ug/L	70%		42-120
3-,4-Methylphenol	61.59	75.00	ug/L	82%		40-120
N-Nitroso-di-n-propylamine	70.08	75.00	ug/L	93%		54-121
2,4-Dimethylphenol	73.10	75.00	ug/L	97%		48-120
1,2,4-Trichlorobenzene	60.21	75.00	ug/L	80%		45-120
4-Chloro-3-methylphenol	79.49	75.00	ug/L	106%		60-121
2,4,5-Trichlorophenol	79.52	75.00	ug/L	106%		62-124
Acenaphthene	73.05	75.00	ug/L	97%		56-120
4-Nitrophenol	37.43	75.00	ug/L	50%		17-120
2,4-Dinitrotoluene	77.56	75.00	ug/L	103%		69-127
Pentachlorophenol	84.44	75.00	ug/L	113%		51-120
Pyrene	74.37	75.00	ug/L	99%		68-123
Chrysene	73.43	75.00	ug/L	98%		66-120
Benzo(b)fluoranthene	80.70	75.00	ug/L	108%		67-120
Surrogates						
2-Fluorophenol	21.50	40.00	ug/L	54%		15-120
Phenol-d6	14.31	40.00	ug/L	36%		15-120
2,4,6-Tribromophenol	38.40	40.00	ug/L	96%		15-140
Nitrobenzene-d5	31.46	40.00	ug/L	79%		15-123
2-Fluorobiphenyl	32.79	40.00	ug/L	82%		15-120
Terphenyl-d14	35.33	40.00	ug/L	88%		15-120

Batch QC

Type: Lab Control Sample Duplicate	Lab ID: QC1359240	Batch: 400571
Matrix: Water		

QC1359240 Analyte	Result	Spiked	Units	Recovery	Qual	Limits	RPD	RPD Lim
Method: EPA 625.1								
Prep Method: EPA 3510C								
2-Methylphenol	61.86	75.00	ug/L	82%		44-120	1	51
Pyridine	43.88	75.00	ug/L	59%		13-120	0	62
Phenol	29.57	75.00	ug/L	39%		10-85	1	52
Naphthalene	62.60	75.00	ug/L	83%		23-133	2	50
3-,4-Methylphenol	61.12	75.00	ug/L	81%		40-120	1	51
a-Terpineol	70.51	75.00	ug/L	94%		70-130	1	30
Surrogates								
2-Fluorophenol	21.64	40.00	ug/L	54%		36-95		
Phenol-d6	14.14	40.00	ug/L	35%		28-82		
2,4,6-Tribromophenol	38.66	40.00	ug/L	97%		61-140		
Nitrobenzene-d5	32.62	40.00	ug/L	82%		48-123		
2-Fluorobiphenyl	30.88	40.00	ug/L	77%		51-105		
Terphenyl-d14	35.97	40.00	ug/L	90%		65-117		
Method: EPA 8270E								
Prep Method: EPA 3510C								
Phenol	29.57	75.00	ug/L	39%		14-120	1	52
2-Chlorophenol	69.27	75.00	ug/L	92%		46-120	1	52
1,4-Dichlorobenzene	51.78	75.00	ug/L	69%		42-120	1	53
3-,4-Methylphenol	61.12	75.00	ug/L	81%		40-120	1	51
N-Nitroso-di-n-propylamine	68.95	75.00	ug/L	92%		54-121	2	52
2,4-Dimethylphenol	72.73	75.00	ug/L	97%		48-120	1	52
1,2,4-Trichlorobenzene	60.75	75.00	ug/L	81%		45-120	1	54
4-Chloro-3-methylphenol	78.28	75.00	ug/L	104%		60-121	2	47
2,4,5-Trichlorophenol	79.76	75.00	ug/L	106%		62-124	0	46
Acenaphthene	70.64	75.00	ug/L	94%		56-120	3	46
4-Nitrophenol	36.29	75.00	ug/L	48%		17-120	3	44
2,4-Dinitrotoluene	76.31	75.00	ug/L	102%		69-127	2	40
Pentachlorophenol	82.25	75.00	ug/L	110%		51-120	3	42
Pyrene	75.06	75.00	ug/L	100%		68-123	1	39
Chrysene	75.39	75.00	ug/L	101%		66-120	3	38
Benzo(b)fluoranthene	81.62	75.00	ug/L	109%		67-120	1	39
Surrogates								
2-Fluorophenol	21.64	40.00	ug/L	54%		15-120		
Phenol-d6	14.14	40.00	ug/L	35%		15-120		
2,4,6-Tribromophenol	38.66	40.00	ug/L	97%		15-140		
Nitrobenzene-d5	32.62	40.00	ug/L	82%		15-123		
2-Fluorobiphenyl	30.88	40.00	ug/L	77%		15-120		
Terphenyl-d14	35.97	40.00	ug/L	90%		15-120		

Batch QC

Type: Blank	Lab ID: QC1359362	Batch: 400599
Matrix: Water		

QC1359362 Analyte	Result	Qual	Units	RL	MDL	Prepared	Analyzed
Method: EPA 8081A Prep Method: EPA 3510C							
alpha-BHC	ND		ug/L	0.05	0.01	04/12/26	04/12/26
beta-BHC	ND		ug/L	0.05	0.02	04/12/26	04/12/26
gamma-BHC	ND		ug/L	0.05	0.01	04/12/26	04/12/26
delta-BHC	ND		ug/L	0.05	0.009	04/12/26	04/12/26
Heptachlor	ND		ug/L	0.05	0.02	04/12/26	04/12/26
Aldrin	ND		ug/L	0.05	0.02	04/12/26	04/12/26
Heptachlor epoxide	ND		ug/L	0.05	0.01	04/12/26	04/12/26
Endosulfan I	ND		ug/L	0.05	0.02	04/12/26	04/12/26
Dieldrin	ND		ug/L	0.1	0.01	04/12/26	04/12/26
4,4'-DDE	ND		ug/L	0.1	0.03	04/12/26	04/12/26
Endrin	ND		ug/L	0.1	0.01	04/12/26	04/12/26
Endosulfan II	ND		ug/L	0.1	0.01	04/12/26	04/12/26
Endosulfan sulfate	ND		ug/L	0.1	0.02	04/12/26	04/12/26
4,4'-DDD	ND		ug/L	0.1	0.03	04/12/26	04/12/26
Endrin aldehyde	ND		ug/L	0.1	0.03	04/12/26	04/12/26
Endrin ketone	ND		ug/L	0.1	0.03	04/12/26	04/12/26
4,4'-DDT	ND		ug/L	0.1	0.07	04/12/26	04/12/26
Methoxychlor	ND		ug/L	0.1	0.04	04/12/26	04/12/26
Toxaphene	ND		ug/L	2.0	0.6	04/12/26	04/12/26
Chlordane (Technical)	ND		ug/L	1.0	0.3	04/12/26	04/12/26
Surrogates				Limits			
TCMX	92%		%REC	29-120		04/12/26	04/12/26
Decachlorobiphenyl	113%		%REC	33-132		04/12/26	04/12/26
Method: EPA 8082 Prep Method: EPA 3510C							
Aroclor-1016	ND		ug/L	0.50	0.24	04/12/26	04/12/26
Aroclor-1221	ND		ug/L	0.50	0.44	04/12/26	04/12/26
Aroclor-1232	ND		ug/L	0.50	0.24	04/12/26	04/12/26
Aroclor-1242	ND		ug/L	0.50	0.32	04/12/26	04/12/26
Aroclor-1248	ND		ug/L	0.50	0.22	04/12/26	04/12/26
Aroclor-1254	ND		ug/L	0.50	0.31	04/12/26	04/12/26
Aroclor-1260	ND		ug/L	0.50	0.29	04/12/26	04/12/26
Aroclor-1262	ND		ug/L	0.50	0.27	04/12/26	04/12/26
Aroclor-1268	ND		ug/L	0.50	0.28	04/12/26	04/12/26
Surrogates				Limits			
Decachlorobiphenyl (PCB)	106%		%REC	28-138		04/12/26	04/12/26

Batch QC

Type: Lab Control Sample	Lab ID: QC1359363	Batch: 400599
Matrix: Water	Method: EPA 8081A	Prep Method: EPA 3510C

QC1359363 Analyte	Result	Spiked	Units	Recovery	Qual	Limits
alpha-BHC	0.5020	0.5000	ug/L	100%		66-121
beta-BHC	0.5204	0.5000	ug/L	104%		73-120
gamma-BHC	0.5205	0.5000	ug/L	104%		68-125
delta-BHC	0.5046	0.5000	ug/L	101%		68-131
Heptachlor	0.5147	0.5000	ug/L	103%		63-120
Aldrin	0.4471	0.5000	ug/L	89%		56-120
Heptachlor epoxide	0.5259	0.5000	ug/L	105%	#	65-120
Endosulfan I	0.4840	0.5000	ug/L	97%		68-124
Dieldrin	0.4815	0.5000	ug/L	96%		66-124
4,4'-DDE	0.5322	0.5000	ug/L	106%		67-131
Endrin	0.5479	0.5000	ug/L	110%		68-135
Endosulfan II	0.5458	0.5000	ug/L	109%	#	71-130
Endosulfan sulfate	0.5261	0.5000	ug/L	105%		68-128
4,4'-DDD	0.4989	0.5000	ug/L	100%		65-130
Endrin aldehyde	0.4716	0.5000	ug/L	94%		67-124
Endrin ketone	0.5545	0.5000	ug/L	111%		69-137
4,4'-DDT	0.5521	0.5000	ug/L	110%		65-136
Methoxychlor	0.6454	0.5000	ug/L	129%	#	69-150
Surrogates						
TCMX	0.3900	0.5000	ug/L	78%		29-120
Decachlorobiphenyl	0.6356	0.5000	ug/L	127%		33-132

Batch QC

Type: Lab Control Sample Duplicate	Lab ID: QC1359364	Batch: 400599
Matrix: Water	Method: EPA 8081A	Prep Method: EPA 3510C

QC1359364 Analyte	Result	Spiked	Units	Recovery	Qual	Limits	RPD	RPD Lim
alpha-BHC	0.5501	0.5000	ug/L	110%		66-121	9	20
beta-BHC	0.5394	0.5000	ug/L	108%		73-120	4	20
gamma-BHC	0.5622	0.5000	ug/L	112%		68-125	8	20
delta-BHC	0.5506	0.5000	ug/L	110%		68-131	9	20
Heptachlor	0.5549	0.5000	ug/L	111%		63-120	8	24
Aldrin	0.4888	0.5000	ug/L	98%		56-120	9	30
Heptachlor epoxide	0.5646	0.5000	ug/L	113%	#	65-120	7	20
Endosulfan I	0.5207	0.5000	ug/L	104%		68-124	7	20
Dieldrin	0.5140	0.5000	ug/L	103%		66-124	7	22
4,4'-DDE	0.5730	0.5000	ug/L	115%		67-131	7	21
Endrin	0.5890	0.5000	ug/L	118%		68-135	7	20
Endosulfan II	0.5746	0.5000	ug/L	115%	#	71-130	5	21
Endosulfan sulfate	0.5541	0.5000	ug/L	111%		68-128	5	21
4,4'-DDD	0.5334	0.5000	ug/L	107%		65-130	7	22
Endrin aldehyde	0.5044	0.5000	ug/L	101%		67-124	7	20
Endrin ketone	0.5897	0.5000	ug/L	118%		69-137	6	21
4,4'-DDT	0.5833	0.5000	ug/L	117%		65-136	6	23
Methoxychlor	0.6682	0.5000	ug/L	134%	#	69-150	3	23
Surrogates								
TCMX	0.4320	0.5000	ug/L	86%		29-120		
Decachlorobiphenyl	0.6366	0.5000	ug/L	127%		33-132		

Type: Lab Control Sample	Lab ID: QC1359365	Batch: 400599
Matrix: Water	Method: EPA 8082	Prep Method: EPA 3510C

QC1359365 Analyte	Result	Spiked	Units	Recovery	Qual	Limits
Aroclor-1016	5.457	5.000	ug/L	109%		69-120
Aroclor-1260	5.898	5.000	ug/L	118%		72-124
Surrogates						
Decachlorobiphenyl (PCB)	0.5396	0.5000	ug/L	108%		28-138

Type: Lab Control Sample Duplicate	Lab ID: QC1359366	Batch: 400599
Matrix: Water	Method: EPA 8082	Prep Method: EPA 3510C

QC1359366 Analyte	Result	Spiked	Units	Recovery	Qual	Limits	RPD	RPD Lim
Aroclor-1016	5.863	5.000	ug/L	117%		69-120	7	22
Aroclor-1260	5.980	5.000	ug/L	120%		72-124	1	25
Surrogates								
Decachlorobiphenyl (PCB)	0.5388	0.5000	ug/L	108%		28-138		

Batch QC

Type: Blank	Lab ID: QC1359295	Batch: 400584
Matrix: Water	Method: EPA 8260B	Prep Method: EPA 5030B

QC1359295 Analyte	Result	Qual	Units	RL	MDL	Prepared	Analyzed
Carbon Disulfide	ND		ug/L	5.0	0.3	04/12/26	04/12/26
Chloroprene	ND		ug/L	200	0.3	04/12/26	04/12/26
3-Chloropropene	ND		ug/L	5.0	0.2	04/12/26	04/12/26
Ethyl methacrylate	ND		ug/L	50	2.4	04/12/26	04/12/26
Ethanol	ND		ug/L	500	130	04/12/26	04/12/26
2-Hexanone	ND		ug/L	5.0	0.6	04/12/26	04/12/26
Isopropanol (IPA)	ND		ug/L	200	40	04/12/26	04/12/26
Methyl acrylonitrile	ND		ug/L	35	1.3	04/12/26	04/12/26
Vinyl Acetate	ND		ug/L	50	2.4	04/12/26	04/12/26
Acrolein	ND		ug/L	200	2.0	04/12/26	04/12/26
Acrylonitrile	ND		ug/L	10	0.3	04/12/26	04/12/26
Freon 12	ND		ug/L	5.0	0.2	04/12/26	04/12/26
Chloromethane	ND		ug/L	5.0	0.1	04/12/26	04/12/26
Vinyl Chloride	ND		ug/L	5.0	0.1	04/12/26	04/12/26
Bromomethane	ND		ug/L	5.0	0.3	04/12/26	04/12/26
Chloroethane	ND		ug/L	5.0	0.05	04/12/26	04/12/26
Trichlorofluoromethane	ND		ug/L	5.0	0.08	04/12/26	04/12/26
Iodomethane	ND		ug/L	5.0		04/12/26	04/12/26
Acetone	ND		ug/L	100	8.8	04/12/26	04/12/26
Freon 113	ND		ug/L	5.0	0.1	04/12/26	04/12/26
1,1-Dichloroethene	ND		ug/L	5.0	0.1	04/12/26	04/12/26
Methylene Chloride	ND		ug/L	10	0.2	04/12/26	04/12/26
MTBE	ND		ug/L	5.0	0.1	04/12/26	04/12/26
trans-1,2-Dichloroethene	ND		ug/L	5.0	0.1	04/12/26	04/12/26
1,1-Dichloroethane	ND		ug/L	5.0	0.07	04/12/26	04/12/26
2-Butanone	ND		ug/L	10	0.9	04/12/26	04/12/26
cis-1,2-Dichloroethene	ND		ug/L	5.0	0.09	04/12/26	04/12/26
2,2-Dichloropropane	ND		ug/L	5.0	0.09	04/12/26	04/12/26
Chloroform	ND		ug/L	5.0	0.07	04/12/26	04/12/26
Bromochloromethane	ND		ug/L	5.0	0.1	04/12/26	04/12/26
1,1,1-Trichloroethane	ND		ug/L	5.0	0.03	04/12/26	04/12/26
1,1-Dichloropropene	ND		ug/L	5.0	0.08	04/12/26	04/12/26
Carbon Tetrachloride	ND		ug/L	5.0	0.07	04/12/26	04/12/26
1,2-Dichloroethane	ND		ug/L	5.0	0.09	04/12/26	04/12/26
Benzene	ND		ug/L	1.0	0.07	04/12/26	04/12/26
Trichloroethene	ND		ug/L	5.0	0.05	04/12/26	04/12/26
1,2-Dichloropropane	ND		ug/L	5.0	0.07	04/12/26	04/12/26
Bromodichloromethane	ND		ug/L	5.0	0.05	04/12/26	04/12/26
Dibromomethane	ND		ug/L	5.0	0.1	04/12/26	04/12/26
4-Methyl-2-Pentanone	ND		ug/L	5.0	0.5	04/12/26	04/12/26
cis-1,3-Dichloropropene	ND		ug/L	5.0	0.08	04/12/26	04/12/26
Toluene	ND		ug/L	5.0	0.05	04/12/26	04/12/26
trans-1,3-Dichloropropene	ND		ug/L	5.0	0.03	04/12/26	04/12/26
1,1,2-Trichloroethane	ND		ug/L	5.0	0.06	04/12/26	04/12/26
1,3-Dichloropropane	ND		ug/L	5.0	0.1	04/12/26	04/12/26
Tetrachloroethene	ND		ug/L	5.0	0.09	04/12/26	04/12/26
Dibromochloromethane	ND		ug/L	5.0	0.07	04/12/26	04/12/26

Batch QC

QC1359295 Analyte	Result	Qual	Units	RL	MDL	Prepared	Analyzed
1,2-Dibromoethane	ND		ug/L	5.0	0.07	04/12/26	04/12/26
Chlorobenzene	ND		ug/L	5.0	0.05	04/12/26	04/12/26
1,1,1,2-Tetrachloroethane	ND		ug/L	5.0	0.06	04/12/26	04/12/26
Ethylbenzene	ND		ug/L	5.0	0.04	04/12/26	04/12/26
m,p-Xylenes	ND		ug/L	5.0	0.1	04/12/26	04/12/26
o-Xylene	ND		ug/L	5.0	0.06	04/12/26	04/12/26
Styrene	ND		ug/L	5.0	0.06	04/12/26	04/12/26
Bromoform	ND		ug/L	5.0	0.08	04/12/26	04/12/26
Isopropylbenzene	ND		ug/L	5.0	0.06	04/12/26	04/12/26
1,1,2,2-Tetrachloroethane	ND		ug/L	5.0	0.06	04/12/26	04/12/26
1,2,3-Trichloropropane	ND		ug/L	5.0	0.09	04/12/26	04/12/26
Propylbenzene	ND		ug/L	5.0	0.05	04/12/26	04/12/26
Bromobenzene	ND		ug/L	5.0	0.06	04/12/26	04/12/26
1,3,5-Trimethylbenzene	ND		ug/L	5.0	0.08	04/12/26	04/12/26
2-Chlorotoluene	ND		ug/L	5.0	0.07	04/12/26	04/12/26
4-Chlorotoluene	ND		ug/L	5.0	0.08	04/12/26	04/12/26
tert-Butylbenzene	ND		ug/L	5.0	0.07	04/12/26	04/12/26
1,2,4-Trimethylbenzene	ND		ug/L	5.0	0.07	04/12/26	04/12/26
sec-Butylbenzene	ND		ug/L	5.0	0.06	04/12/26	04/12/26
para-Isopropyl Toluene	ND		ug/L	5.0	0.05	04/12/26	04/12/26
1,3-Dichlorobenzene	ND		ug/L	5.0	0.06	04/12/26	04/12/26
1,4-Dichlorobenzene	ND		ug/L	5.0	0.07	04/12/26	04/12/26
n-Butylbenzene	ND		ug/L	5.0	0.08	04/12/26	04/12/26
1,2-Dichlorobenzene	ND		ug/L	5.0	0.04	04/12/26	04/12/26
1,2-Dibromo-3-Chloropropane	ND		ug/L	5.0	0.3	04/12/26	04/12/26
1,2,4-Trichlorobenzene	ND		ug/L	5.0	0.1	04/12/26	04/12/26
Hexachlorobutadiene	ND		ug/L	5.0	0.06	04/12/26	04/12/26
1,2,3-Trichlorobenzene	ND		ug/L	5.0	0.09	04/12/26	04/12/26
cis-1,4-Dichloro-2-butene	ND		ug/L	5.0	0.3	04/12/26	04/12/26
trans-1,4-Dichloro-2-butene	ND		ug/L	5.0	0.2	04/12/26	04/12/26
Xylene (total)	ND		ug/L	5.0		04/12/26	04/12/26
Surrogates				Limits			
Dibromofluoromethane	107%		%REC	70-130		04/12/26	04/12/26
1,2-Dichloroethane-d4	102%		%REC	70-130		04/12/26	04/12/26
Toluene-d8	95%		%REC	70-130		04/12/26	04/12/26
Bromofluorobenzene	101%		%REC	70-130		04/12/26	04/12/26

Batch QC

Type: Lab Control Sample	Lab ID: QC1359298	Batch: 400584
Matrix: Water	Method: EPA 8260B	Prep Method: EPA 5030B

QC1359298 Analyte	Result	Spiked	Units	Recovery	Qual	Limits
1,1-Dichloroethene	46.28	50.00	ug/L	93%		69-128
MTBE	50.02	50.00	ug/L	100%		66-125
Benzene	48.99	50.00	ug/L	98%		76-121
Trichloroethene	50.59	50.00	ug/L	101%		76-124
Toluene	47.70	50.00	ug/L	95%		76-120
Chlorobenzene	47.11	50.00	ug/L	94%		78-120
Surrogates						
Dibromofluoromethane	48.13	50.00	ug/L	96%		70-130
1,2-Dichloroethane-d4	49.63	50.00	ug/L	99%		70-130
Toluene-d8	49.78	50.00	ug/L	100%		70-130
Bromofluorobenzene	50.58	50.00	ug/L	101%		70-130

Type: Lab Control Sample Duplicate	Lab ID: QC1359299	Batch: 400584
Matrix: Water	Method: EPA 8260B	Prep Method: EPA 5030B

QC1359299 Analyte	Result	Spiked	Units	Recovery	Qual	Limits	RPD	RPD Lim
1,1-Dichloroethene	44.88	50.00	ug/L	90%		69-128	3	23
MTBE	48.44	50.00	ug/L	97%		66-125	3	22
Benzene	49.02	50.00	ug/L	98%		76-121	0	21
Trichloroethene	51.04	50.00	ug/L	102%		76-124	1	22
Toluene	47.71	50.00	ug/L	95%		76-120	0	21
Chlorobenzene	46.77	50.00	ug/L	94%		78-120	1	20
Surrogates								
Dibromofluoromethane	48.15	50.00	ug/L	96%		70-130		
1,2-Dichloroethane-d4	48.10	50.00	ug/L	96%		70-130		
Toluene-d8	50.04	50.00	ug/L	100%		70-130		
Bromofluorobenzene	51.00	50.00	ug/L	102%		70-130		

Type: Matrix Spike	Lab ID: QC1359305	Batch: 400584
Matrix (Source ID): Water (557418-001)	Method: EPA 8260B	Prep Method: EPA 5030B

QC1359305 Analyte	Result	Source Sample Result	Spiked	Units	Recovery	Qual	Limits	DF
1,1-Dichloroethene	18.31	ND	20.00	ug/L	92%		62-131	1
MTBE	20.27	ND	20.00	ug/L	101%		61-124	1
Benzene	20.34	ND	20.00	ug/L	102%		70-123	1
Trichloroethene	20.36	ND	20.00	ug/L	102%		65-131	1
Toluene	19.14	ND	20.00	ug/L	96%		69-120	1
Chlorobenzene	19.90	ND	20.00	ug/L	99%		72-121	1
Surrogates								
Dibromofluoromethane	47.94		50.00	ug/L	96%		70-130	1
1,2-Dichloroethane-d4	47.38		50.00	ug/L	95%		70-130	1
Toluene-d8	48.80		50.00	ug/L	98%		70-130	1
Bromofluorobenzene	49.54		50.00	ug/L	99%		70-130	1

Batch QC

Type: Matrix Spike Duplicate	Lab ID: QC1359306	Batch: 400584
Matrix (Source ID): Water (557418-001)	Method: EPA 8260B	Prep Method: EPA 5030B

QC1359306 Analyte	Result	Source Sample Result	Spiked	Units	Recovery	Qual	Limits	RPD	RPD Lim	DF
1,1-Dichloroethene	18.52	ND	20.00	ug/L	93%		62-131	1	31	1
MTBE	19.40	ND	20.00	ug/L	97%		61-124	4	30	1
Benzene	19.60	ND	20.00	ug/L	98%		70-123	4	31	1
Trichloroethene	19.40	ND	20.00	ug/L	97%		65-131	5	31	1
Toluene	18.56	ND	20.00	ug/L	93%		69-120	3	29	1
Chlorobenzene	18.90	ND	20.00	ug/L	95%		72-121	5	29	1
Surrogates										
Dibromofluoromethane	49.15		50.00	ug/L	98%		70-130			1
1,2-Dichloroethane-d4	49.49		50.00	ug/L	99%		70-130			1
Toluene-d8	49.57		50.00	ug/L	99%		70-130			1
Bromofluorobenzene	50.24		50.00	ug/L	100%		70-130			1

Type: Blank	Lab ID: QC1359344	Batch: 400594
Matrix: Water	Method: EPA 8270C-SIM	Prep Method: EPA 3535

QC1359344 Analyte	Result	Qual	Units	RL	MDL	Prepared	Analyzed
1,4-Dioxane	ND		ug/L	1.0	0.87	04/12/26	04/13/26
Surrogates							
1,4-Dioxane-d8 (SUR)	96%		%REC	80-120		04/12/26	04/13/26

Type: Lab Control Sample	Lab ID: QC1359345	Batch: 400594
Matrix: Water	Method: EPA 8270C-SIM	Prep Method: EPA 3535

QC1359345 Analyte	Result	Spiked	Units	Recovery	Qual	Limits
1,4-Dioxane	8.426	10.00	ug/L	84%		79-120
Surrogates						
1,4-Dioxane-d8 (SUR)	9.925	10.00	ug/L	99%		80-120

Type: Lab Control Sample Duplicate	Lab ID: QC1359346	Batch: 400594
Matrix: Water	Method: EPA 8270C-SIM	Prep Method: EPA 3535

QC1359346 Analyte	Result	Spiked	Units	Recovery	Qual	Limits	RPD	RPD Lim
1,4-Dioxane	8.388	10.00	ug/L	84%		79-120	0	20
Surrogates								
1,4-Dioxane-d8 (SUR)	9.675	10.00	ug/L	97%		80-120		

Type: Blank	Lab ID: QC1360003	Batch: 400772
Matrix: Water	Method: SM 4500-CN-E	Prep Method: METHOD

QC1360003 Analyte	Result	Qual	Units	RL	MDL	Prepared	Analyzed
Cyanide	ND		mg/L	0.0050	0.0017	04/14/26	04/15/26

Batch QC

Type: Lab Control Sample	Lab ID: QC1360004	Batch: 400772
Matrix: Water	Method: SM 4500-CN-E	Prep Method: METHOD

QC1360004 Analyte	Result	Spiked	Units	Recovery	Qual	Limits
Cyanide	0.1025	0.1000	mg/L	102%		85-115

Type: Matrix Spike	Lab ID: QC1360007	Batch: 400772
Matrix (Source ID): Water (557428-002)	Method: SM 4500-CN-E	Prep Method: METHOD

QC1360007 Analyte	Result	Source Sample Result	Spiked	Units	Recovery	Qual	Limits	DF
Cyanide	0.09983	ND	0.1000	mg/L	100%		80-120	0.5

Type: Matrix Spike Duplicate	Lab ID: QC1360008	Batch: 400772
Matrix (Source ID): Water (557428-002)	Method: SM 4500-CN-E	Prep Method: METHOD

QC1360008 Analyte	Result	Source Sample Result	Spiked	Units	Recovery	Qual	Limits	RPD	RPD Lim	DF
Cyanide	0.1023	ND	0.1000	mg/L	102%		80-120	2	20	0.5

Type: Blank	Lab ID: QC1359317	Batch: 400589
Matrix: Water	Method: SM 4500-P-B5-E	

QC1359317 Analyte	Result	Qual	Units	RL	MDL	Prepared	Analyzed
Phosphorus	ND		mg/L	0.020	0.014	04/12/26	04/12/26

Type: Lab Control Sample	Lab ID: QC1359318	Batch: 400589
Matrix: Water	Method: SM 4500-P-B5-E	

QC1359318 Analyte	Result	Spiked	Units	Recovery	Qual	Limits
Phosphorus	0.4180	0.4000	mg/L	105%		80-120

Type: Matrix Spike	Lab ID: QC1359319	Batch: 400589
Matrix (Source ID): Water (557071-004)	Method: SM 4500-P-B5-E	

QC1359319 Analyte	Result	Source Sample Result	Spiked	Units	Recovery	Qual	Limits	DF
Phosphorus	0.4220	ND	0.4000	mg/L	106%		75-125	1

Type: Matrix Spike Duplicate	Lab ID: QC1359320	Batch: 400589
Matrix (Source ID): Water (557071-004)	Method: SM 4500-P-B5-E	

QC1359320 Analyte	Result	Source Sample Result	Spiked	Units	Recovery	Qual	Limits	RPD	RPD Lim	DF
Phosphorus	0.4150	ND	0.4000	mg/L	104%		75-125	2	20	1

Batch QC

Type: Blank	Lab ID: QC1360358	Batch: 400888
Matrix: Water	Method: SM 4500-S2-D	Prep Method: METHOD

QC1360358 Analyte	Result	Qual	Units	RL	MDL	Prepared	Analyzed
Sulfide	ND		mg/L	0.10		04/15/26	04/15/26

Type: Lab Control Sample	Lab ID: QC1360359	Batch: 400888
Matrix: Water	Method: SM 4500-S2-D	Prep Method: METHOD

QC1360359 Analyte	Result	Spiked	Units	Recovery	Qual	Limits
Sulfide	0.9000	1.000	mg/L	90%		90-110

Type: Matrix Spike	Lab ID: QC1360360	Batch: 400888
Matrix (Source ID): Water (557237-004)	Method: SM 4500-S2-D	Prep Method: METHOD

QC1360360 Analyte	Result	Source Sample Result	Spiked	Units	Recovery	Qual	Limits	DF
Sulfide	0.9000	ND	1.000	mg/L	90%		80-120	1

Type: Matrix Spike Duplicate	Lab ID: QC1360361	Batch: 400888
Matrix (Source ID): Water (557237-004)	Method: SM 4500-S2-D	Prep Method: METHOD

QC1360361 Analyte	Result	Source Sample Result	Spiked	Units	Recovery	Qual	Limits	RPD	RPD Lim	DF
Sulfide	0.9000	ND	1.000	mg/L	90%		80-120	0	20	1

Type: Blank	Lab ID: QC1359301	Batch: 400585
Matrix: Water	Method: SM 5310B	Prep Method: SM 5310B

QC1359301 Analyte	Result	Qual	Units	RL	MDL	Prepared	Analyzed
Total Organic Carbon	ND		mg/L	1.0	0.49	04/12/26	04/12/26

Type: Lab Control Sample	Lab ID: QC1359302	Batch: 400585
Matrix: Water	Method: SM 5310B	Prep Method: SM 5310B

QC1359302 Analyte	Result	Spiked	Units	Recovery	Qual	Limits
Total Organic Carbon	23.07	25.00	mg/L	92%		85-115

Type: Matrix Spike	Lab ID: QC1359303	Batch: 400585
Matrix (Source ID): Water (557416-001)	Method: SM 5310B	Prep Method: SM 5310B

QC1359303 Analyte	Result	Source Sample Result	Spiked	Units	Recovery	Qual	Limits	DF
Total Organic Carbon	45,280	28930	12500	mg/L	131%	*	75-125	500

Batch QC

Type: Matrix Spike Duplicate	Lab ID: QC1359304	Batch: 400585
Matrix (Source ID): Water (557416-001)	Method: SM 5310B	Prep Method: SM 5310B

QC1359304 Analyte	Result	Source Sample Result	Spiked	Units	Recovery	Qual	Limits	RPD	RPD Lim	DF
Total Organic Carbon	44,850	28930	12500	mg/L	127%	*	75-125	1	25	500

Type: Sample Duplicate	Lab ID: QC1359616	Batch: 400670
Matrix (Source ID): Water (557418-001)	Method: SM2130B	

QC1359616 Analyte	Result	Source Sample Result	Units	Qual	RPD	RPD Lim	DF
Turbidity	2,161	2165	NTU		0	20	1

Type: Blank	Lab ID: QC1359581	Batch: 400657
Matrix: Water	Method: SM2320B	Prep Method: METHOD

QC1359581 Analyte	Result	Qual	Units	RL	MDL	Prepared	Analyzed
Bicarbonate	ND		mg/L	2.4		04/13/26	04/13/26
Alkalinity, Total as CaCO3	ND		mg/L	2.0		04/13/26	04/13/26

Type: Lab Control Sample	Lab ID: QC1359583	Batch: 400657
Matrix: Water	Method: SM2320B	Prep Method: METHOD

QC1359583 Analyte	Result	Spiked	Units	Recovery	Qual	Limits
Alkalinity, Total as CaCO3	96.88	100.0	mg/L	97%		90-110

Type: Sample Duplicate	Lab ID: QC1359584	Batch: 400657
Matrix (Source ID): Water (557418-001)	Method: SM2320B	Prep Method: METHOD

QC1359584 Analyte	Result	Source Sample Result	Units	Qual	RPD	RPD Lim	DF
Bicarbonate	119.4	125.4	mg/L		5	20	1
Alkalinity, Total as CaCO3	97.86	102.8	mg/L		5	20	1

Type: Sample Duplicate	Lab ID: QC1359388	Batch: 400602
Matrix (Source ID): Water (557153-001)	Method: SM2510B	Prep Method: METHOD

QC1359388 Analyte	Result	Source Sample Result	Units	Qual	RPD	RPD Lim	DF
Specific Conductance	560.7	559.9	umhos/cm		0	20	1

Batch QC

Type: Blank	Lab ID: QC1359340	Batch: 400593
Matrix: Water	Method: SM2540C	Prep Method: METHOD

QC1359340 Analyte	Result	Qual	Units	RL	MDL	Prepared	Analyzed
Total Dissolved Solids	ND		mg/L	20		04/12/26	04/13/26

Type: Lab Control Sample	Lab ID: QC1359341	Batch: 400593
Matrix: Water	Method: SM2540C	Prep Method: METHOD

QC1359341 Analyte	Result	Spiked	Units	Recovery	Qual	Limits
Total Dissolved Solids	1,004	1000	mg/L	100%		90-110

Type: Sample Duplicate	Lab ID: QC1359342	Batch: 400593
Matrix (Source ID): Water (557120-010)	Method: SM2540C	Prep Method: METHOD

QC1359342 Analyte	Result	Source Sample Result	Units	Qual	RPD	RPD Lim	DF
Total Dissolved Solids	2,108	2150	mg/L		2	5	2

Type: Sample Duplicate	Lab ID: QC1359343	Batch: 400593
Matrix (Source ID): Water (557124-011)	Method: SM2540C	Prep Method: METHOD

QC1359343 Analyte	Result	Source Sample Result	Units	Qual	RPD	RPD Lim	DF
Total Dissolved Solids	2,666	2676	mg/L		0	5	2

Type: Blank	Lab ID: QC1359375	Batch: 400598
Matrix: Water	Method: SM2540D	Prep Method: METHOD

QC1359375 Analyte	Result	Qual	Units	RL	MDL	Prepared	Analyzed
Total Suspended Solids	ND		mg/L	0.5		04/12/26	04/13/26

Type: Lab Control Sample	Lab ID: QC1359376	Batch: 400598
Matrix: Water	Method: SM2540D	Prep Method: METHOD

QC1359376 Analyte	Result	Spiked	Units	Recovery	Qual	Limits
Total Suspended Solids	100.2	100.0	mg/L	100%		90-110

Type: Lab Control Sample Duplicate	Lab ID: QC1359377	Batch: 400598
Matrix: Water	Method: SM2540D	Prep Method: METHOD

QC1359377 Analyte	Result	Spiked	Units	Recovery	Qual	Limits	RPD	RPD Lim
Total Suspended Solids	100.4	100.0	mg/L	100%		90-110	0	5

Batch QC

Type: Sample Duplicate	Lab ID: QC1359378	Batch: 400598
Matrix (Source ID): Water (557008-001)	Method: SM2540D	Prep Method: METHOD

QC1359378 Analyte	Result	Source Sample Result	Units	Qual	RPD	RPD Lim	DF
Total Suspended Solids	1,195	1080	mg/L		10*	5	1

Type: Sample Duplicate	Lab ID: QC1359379	Batch: 400598
Matrix (Source ID): Water (557418-001)	Method: SM2540D	Prep Method: METHOD

QC1359379 Analyte	Result	Source Sample Result	Units	Qual	RPD	RPD Lim	DF
Total Suspended Solids	1,417	1390	mg/L		2	5	1

Type: Blank	Lab ID: QC1359534	Batch: 400645
Matrix: Water	Method: SM5210B	Prep Method: METHOD

QC1359534 Analyte	Result	Qual	Units	RL	MDL	Prepared	Analyzed
Biochemical Oxygen Demand	ND		mg/L	3.0		04/13/26 10:49	04/18/26 12:16

Type: Lab Control Sample	Lab ID: QC1359535	Batch: 400645
Matrix: Water	Method: SM5210B	Prep Method: METHOD

QC1359535 Analyte	Result	Spiked	Units	Recovery	Qual	Limits
Biochemical Oxygen Demand	198.3	198.0	mg/L	100%		84.6-115.4

Type: Sample Duplicate	Lab ID: QC1359536	Batch: 400645
Matrix (Source ID): Water (557418-001)	Method: SM5210B	Prep Method: METHOD

QC1359536 Analyte	Result	Source Sample Result	Units	Qual	RPD	RPD Lim	DF
Biochemical Oxygen Demand	20.79	24.13	mg/L		15	30	1

Type: Blank	Lab ID: QC1359371	Batch: 400600
Matrix: Water	Method: SM5220D	Prep Method: SM 5220D

QC1359371 Analyte	Result	Qual	Units	RL	MDL	Prepared	Analyzed
Chemical Oxygen Demand	ND		mg/L	4.0	2.6	04/12/26	04/12/26

Type: Lab Control Sample	Lab ID: QC1359372	Batch: 400600
Matrix: Water	Method: SM5220D	Prep Method: SM 5220D

QC1359372 Analyte	Result	Spiked	Units	Recovery	Qual	Limits
Chemical Oxygen Demand	108.0	100.0	mg/L	108%		90-110

Batch QC

Type: Matrix Spike	Lab ID: QC1359373	Batch: 400600
Matrix (Source ID): Water (557418-001)	Method: SM5220D	Prep Method: SM 5220D

QC1359373 Analyte	Result	Source Sample Result	Spiked	Units	Recovery	Qual	Limits	DF
Chemical Oxygen Demand	140.0	57.00	100.0	mg/L	83%		75-125	2

Type: Matrix Spike Duplicate	Lab ID: QC1359374	Batch: 400600
Matrix (Source ID): Water (557418-001)	Method: SM5220D	Prep Method: SM 5220D

QC1359374 Analyte	Result	Source Sample Result	Spiked	Units	Recovery	Qual	Limits	RPD	RPD Lim	DF
Chemical Oxygen Demand	148.0	57.00	100.0	mg/L	91%		75-125	6	20	2

- # CCV drift outside limits; average CCV drift within limits per method requirements
- * Value is outside QC limits
- E Response exceeds instrument's linear range
- J Estimated value
- ND Not Detected
- NM Not Meaningful
- b See narrative

Laboratory Job Number 557418

Subcontracted Products

Pace Laboratories



Date of Report: 04/23/2026

David Tripp

Enthalpy Analytical - Orange
931 West Barkley Avenue
Orange, CA 92868

Client Project: EO-557418
Pace Project: Chiquita Canyon Landfill Stormwater
Pace Work Order: 2605325
Invoice ID: B534543

Enclosed are the results of analyses for samples received by the laboratory on 4/14/2026. If you have any questions concerning this report, please feel free to contact me.

Sincerely,

Shaniah Underwood

Contact Person: Shaniah Underwood
Client Service Rep.

Steven Bennett

Steven Bennett
Operations Manager

Certifications: CA ELAP #1186; NV #CA00014; OR ELAP #4032-001; AK UST101

The results in this report apply to the samples analyzed in accordance with the chain of custody document. This analytical report must be reproduced in its entirety.
All results listed in this report are for the exclusive use of the submitting party. Pace Analytical assumes no responsibility for report alteration, separation, detachment or third party interpretation.

Table of Contents

Sample Information	
Chain of Custody and Cooler Receipt form.....	3
Laboratory / Client Sample Cross Reference.....	5
Sample Results	
2605325-01 - SOUTH BASIN - WESTERN INLET	
Organo-Phosphorus Pesticide Analysis (EPA Method 8141A).....	6
Quality Control Reports	
Organo-Phosphorus Pesticide Analysis (EPA Method 8141A)	
Method Blank Analysis.....	7
Laboratory Control Sample.....	8
Precision and Accuracy.....	9
Notes	
Notes and Definitions.....	10

The results in this report apply to the samples analyzed in accordance with the chain of custody document. This analytical report must be reproduced in its entirety.

All results listed in this report are for the exclusive use of the submitting party. Pace Analytical assumes no responsibility for report alteration, separation, detachment or third party interpretation.

PACE ANALYTICAL		COOLER RECEIPT FORM		Page 1 of 1	
Submission #: <u>2605325</u>					
Fed Ex <input checked="" type="checkbox"/> UPS <input type="checkbox"/> GSO / GLS <input type="checkbox"/> Hand Delivery <input type="checkbox"/> Pace Lab Field Service <input type="checkbox"/> Other <input type="checkbox"/> (Specify) _____		SHIPPING CONTAINER Ice Chest <input checked="" type="checkbox"/> None <input type="checkbox"/> Box <input type="checkbox"/> Other <input type="checkbox"/> (Specify) _____		FREE LIQUID YES <input type="checkbox"/> NO <input checked="" type="checkbox"/> <u>W/S</u>	
Refrigerant: Ice <input checked="" type="checkbox"/> Blue Ice <input type="checkbox"/> None <input type="checkbox"/> Other <input type="checkbox"/> Comments: _____					
Custody Seals Ice Chest <input type="checkbox"/> Containers <input type="checkbox"/> None <input checked="" type="checkbox"/> Comments: _____ Intact? Yes <input type="checkbox"/> No <input type="checkbox"/> Intact? Yes <input type="checkbox"/> No <input type="checkbox"/>					
All samples received? Yes <input checked="" type="checkbox"/> No <input type="checkbox"/> All samples containers intact? Yes <input checked="" type="checkbox"/> No <input type="checkbox"/> Description(s) match COC? Yes <input checked="" type="checkbox"/> No <input type="checkbox"/>					
COC Received <input checked="" type="checkbox"/> YES <input type="checkbox"/> NO		Emissivity: <u>0.97</u> Container: <u>N/A</u> Thermometer ID: <u>36C</u> Temperature: (A) <u>1.4</u> °C / (C) <u>1.0</u> °C		Date/Time <u>4/19/20</u> Analyst Init <u>MSC</u>	

SAMPLE CONTAINERS	SAMPLE NUMBERS									
	1	2	3	4	5	6	7	8	9	10
QT PE UNPRES										
4oz / 8oz / 16oz PE UNPRES										
2oz Cr ⁶										
QT INORGANIC CHEMICAL METALS										
INORGANIC CHEMICAL METALS 4oz / 8oz / 16oz										
PT CYANIDE										
PT NITROGEN FORMS										
PT TOTAL SULFIDE										
2oz. NITRATE / NITRITE										
PT TOTAL ORGANIC CARBON										
PT CHEMICAL OXYGEN DEMAND										
PTA PHENOLICS										
40ml VOA VIAL TRAVEL BLANK										
40ml VOA VIAL										
QT EPA 1664B										
PT ODOR										
RADIOLOGICAL										
BACTERIOLOGICAL										
40 ml VOA VIAL- 503										
QT EPA 508/608.3/8081A										
QT EPA 515.1/8151A										
QT EPA 525.2										
QT EPA 525.2 TRAVEL BLANK										
40ml EPA 547										
40ml EPA 531.1										
8oz EPA 548.1										
QT EPA 549.2										
QT EPA 8015M										
QT EPA 8270C										
8oz / 16oz / 32oz AMBER			<u>1A</u>							
8oz / 16oz / 32oz JAR										
SOIL SLEEVE										
PCB VIAL										
PLASTIC BAG										
TEDLAR BAG										
FERROUS IRON										
ENCORE										
SMART KIT										
SUMMA CANISTER										

Comments: _____
 Sample Numbering Completed By: MSC Date/Time: 4/19/20 11:30
 A = Actual / C = Corrected



Enthalpy Analytical - Orange
 931 West Barkley Avenue
 Orange, CA 92868

Reported: 04/23/2026 16:56
Project: Chiquita Canyon Landfill Stormwater
Project Number: EO-557418
Project Manager: David Tripp

Laboratory / Client Sample Cross Reference

Laboratory	Client Sample Information			
2605325-01	COC Number:	---	Receive Date:	04/14/2026 10:20
	Project Number:	---	Sampling Date:	04/11/2026 15:03
	Sampling Location:	---	Sample Depth:	---
	Sampling Point:	SOUTH BASIN - WESTERN INLET	Lab Matrix:	Water
	Sampled By:	client	Sample Type:	Water

The results in this report apply to the samples analyzed in accordance with the chain of custody document. This analytical report must be reproduced in its entirety.
 All results listed in this report are for the exclusive use of the submitting party. Pace Analytical assumes no responsibility for report alteration, separation, detachment or third party interpretation.



Enthalpy Analytical - Orange
 931 West Barkley Avenue
 Orange, CA 92868

Reported: 04/23/2026 16:56
 Project: Chiquita Canyon Landfill Stormwater
 Project Number: EO-557418
 Project Manager: David Tripp

Organo-Phosphorus Pesticide Analysis (EPA Method 8141A)

Pace Sample ID: 2605325-01	Client Sample Name: SOUTH BASIN - WESTERN INLET, 4/11/2026 3:03:00PM, client
----------------------------	--

Constituent	Result	Units	PQL	MDL	Method	MB Bias	Lab Quals	DCN
Azinphos methyl	ND	ug/L	0.50	0.12	EPA-8141A	ND		1
Bolstar	ND	ug/L	0.20	0.050	EPA-8141A	ND		1
Chlorpyrifos	ND	ug/L	0.20	0.050	EPA-8141A	ND		1
Coumaphos	ND	ug/L	0.50	0.11	EPA-8141A	ND		1
Demeton O/S	ND	ug/L	0.20	0.056	EPA-8141A	ND		1
Diazinon	ND	ug/L	0.20	0.050	EPA-8141A	ND		1
Dichlorvos	ND	ug/L	0.20	0.050	EPA-8141A	ND		1
Disulfoton	ND	ug/L	0.20	0.050	EPA-8141A	ND		1
Ethoprop	ND	ug/L	0.20	0.052	EPA-8141A	ND		1
Fensulfothion	ND	ug/L	0.20	0.051	EPA-8141A	ND		1
Fenthion	ND	ug/L	0.20	0.050	EPA-8141A	ND		1
Merphos	ND	ug/L	0.20	0.050	EPA-8141A	ND		1
Methyl parathion	ND	ug/L	0.20	0.050	EPA-8141A	ND		1
Mevinphos	ND	ug/L	0.20	0.050	EPA-8141A	ND		1
Naled	ND	ug/L	0.50	0.17	EPA-8141A	ND		1
Phorate	ND	ug/L	0.20	0.066	EPA-8141A	ND		1
Ronnel (Fenclorophos)	ND	ug/L	0.20	0.050	EPA-8141A	ND		1
Stirophos (Tetrachlorvinphos)	ND	ug/L	0.20	0.082	EPA-8141A	ND		1
Tokuthion (Prothiofos)	ND	ug/L	0.20	0.050	EPA-8141A	ND		1
Trichloronate	ND	ug/L	0.20	0.050	EPA-8141A	ND		1
Triphenylphosphate (Surrogate)	27.2	%	50 - 130 (LCL - UCL)		EPA-8141A		S09	1

DCN	Method	Prep Date	Run		Analyst	Instrument	Dilution	QC	
			Date/Time					Batch ID	Prep Method
1	EPA-8141A	04/16/26 10:15	04/20/26	18:55	IJC	GC-18	1.005	B230469	EPA 3510C

DCN = Data Continuation Number

The results in this report apply to the samples analyzed in accordance with the chain of custody document. This analytical report must be reproduced in its entirety.
 All results listed in this report are for the exclusive use of the submitting party. Pace Analytical assumes no responsibility for report alteration, separation, detachment or third party interpretation.



Enthalpy Analytical - Orange
 931 West Barkley Avenue
 Orange, CA 92868

Reported: 04/23/2026 16:56
 Project: Chiquita Canyon Landfill Stormwater
 Project Number: EO-557418
 Project Manager: David Tripp

Organo-Phosphorus Pesticide Analysis (EPA Method 8141A)

Quality Control Report - Method Blank Analysis

Constituent	QC Sample ID	MB Result	Units	PQL	MDL	Lab Quals	Run #
QC Batch ID: B230469							
Azinphos methyl	B230469-BLK1	ND	ug/L	0.50	0.12		1
Bolstar	B230469-BLK1	ND	ug/L	0.20	0.050		1
Chlorpyrifos	B230469-BLK1	ND	ug/L	0.20	0.050		1
Coumaphos	B230469-BLK1	ND	ug/L	0.50	0.11		1
Demeton O/S	B230469-BLK1	ND	ug/L	0.20	0.056		1
Diazinon	B230469-BLK1	ND	ug/L	0.20	0.050		1
Dichlorvos	B230469-BLK1	ND	ug/L	0.20	0.050		1
Disulfoton	B230469-BLK1	ND	ug/L	0.20	0.050		1
Ethoprop	B230469-BLK1	ND	ug/L	0.20	0.052		1
Fensulfothion	B230469-BLK1	ND	ug/L	0.20	0.051		1
Fenthion	B230469-BLK1	ND	ug/L	0.20	0.050		1
Merphos	B230469-BLK1	ND	ug/L	0.20	0.050		1
Methyl parathion	B230469-BLK1	ND	ug/L	0.20	0.050		1
Mevinphos	B230469-BLK1	ND	ug/L	0.20	0.050		1
Naled	B230469-BLK1	ND	ug/L	0.50	0.17		1
Phorate	B230469-BLK1	ND	ug/L	0.20	0.066		1
Ronnel (Fenchlorphos)	B230469-BLK1	ND	ug/L	0.20	0.050		1
Stirophos (Tetrachlorvinphos)	B230469-BLK1	ND	ug/L	0.20	0.082		1
Tokuthion (Prothiofos)	B230469-BLK1	ND	ug/L	0.20	0.050		1
Trichloronate	B230469-BLK1	ND	ug/L	0.20	0.050		1
Triphenylphosphate (Surrogate)	B230469-BLK1	51.8	%	50 - 130 (LCL - UCL)			1

Run #	QC Sample ID	QC Type	Method	Prep Date	Run	Analyst	Instrument	Dilution
					Date Time			
1	B230469-BLK1	PB	EPA-8141A	04/16/26	04/23/26 12:05	IJC	GC-18	1

The results in this report apply to the samples analyzed in accordance with the chain of custody document. This analytical report must be reproduced in its entirety.
 All results listed in this report are for the exclusive use of the submitting party. Pace Analytical assumes no responsibility for report alteration, separation, detachment or third party interpretation.

Enthalpy Analytical - Orange
931 West Barkley Avenue
Orange, CA 92868

Reported: 04/23/2026 16:56
Project: Chiquita Canyon Landfill Stormwater
Project Number: EO-557418
Project Manager: David Tripp

Organo-Phosphorus Pesticide Analysis (EPA Method 8141A)

Quality Control Report - Laboratory Control Sample

Constituent	QC Sample ID	Type	Result	Spike Level	Units	Percent Recovery	RPD	Control Limits		Lab	Run #
								Percent Recovery	RPD		
QC Batch ID: B230469											
Bolstar	B230469-BS1	LCS	1.3650	2.0000	ug/L	68.2		50 - 130			1
Chlorpyrifos	B230469-BS1	LCS	1.4700	2.0000	ug/L	73.5		60 - 120			1
Diazinon	B230469-BS1	LCS	1.4350	2.0000	ug/L	71.8		60 - 130			1
Methyl parathion	B230469-BS1	LCS	1.5150	2.0000	ug/L	75.8		60 - 120			1
Mevinphos	B230469-BS1	LCS	1.2500	2.0000	ug/L	62.5		50 - 120			1
Ronnel (Fenclorphos)	B230469-BS1	LCS	1.5100	2.0000	ug/L	75.5		50 - 120			1
Stirophos (Tetrachlorvinphos)	B230469-BS1	LCS	1.5700	2.0000	ug/L	78.5		50 - 120			1
Triphenylphosphate (Surrogate)	B230469-BS1	LCS	2.0450	2.5000	ug/L	81.8		50 - 130			1

Run #	QC Sample ID	QC Type	Method	Prep Date	Run		Analyst	Instrument	Dilution
					Date	Time			
1	B230469-BS1	LCS	EPA-8141A	04/16/26	04/23/26	12:35	IJC	GC-18	1

The results in this report apply to the samples analyzed in accordance with the chain of custody document. This analytical report must be reproduced in its entirety.
All results listed in this report are for the exclusive use of the submitting party. Pace Analytical assumes no responsibility for report alteration, separation, detachment or third party interpretation.

Enthalpy Analytical - Orange
931 West Barkley Avenue
Orange, CA 92868

Reported: 04/23/2026 16:56
Project: Chiquita Canyon Landfill Stormwater
Project Number: EO-557418
Project Manager: David Tripp

Organo-Phosphorus Pesticide Analysis (EPA Method 8141A)

Quality Control Report - Precision & Accuracy

Constituent	Type	Source Sample ID	Source Result	Result	Spike Added	Units	RPD	Percent Recovery	Control Limits		Lab Quals	R#
									RPD	Percent Recovery		
QC Batch ID: B230469		Used client sample: N										
Bolstar	MS	2605255-02	ND	1.4555	1.9342	ug/L		75.2		60 - 120		1
	MSD	2605255-02	ND	1.8200	2.0000	ug/L	22.3	91.0	30	60 - 120		2
Chlorpyrifos	MS	2605255-02	ND	1.4797	1.9342	ug/L		76.5		60 - 120		1
	MSD	2605255-02	ND	1.5850	2.0000	ug/L	6.9	79.2	30	60 - 120		2
Diazinon	MS	2605255-02	ND	1.3201	1.9342	ug/L		68.3		60 - 130		1
	MSD	2605255-02	ND	1.4200	2.0000	ug/L	7.3	71.0	30	60 - 130		2
Methyl parathion	MS	2605255-02	ND	1.7360	1.9342	ug/L		89.8		60 - 120		1
	MSD	2605255-02	ND	1.4500	2.0000	ug/L	18.0	72.5	30	60 - 120		2
Mevinphos	MS	2605255-02	ND	1.7505	1.9342	ug/L		90.5		50 - 120		1
	MSD	2605255-02	ND	1.7400	2.0000	ug/L	0.6	87.0	30	50 - 120		2
Ronnel (Fenclorphos)	MS	2605255-02	ND	1.5909	1.9342	ug/L		82.2		50 - 120		1
	MSD	2605255-02	ND	1.5700	2.0000	ug/L	1.3	78.5	30	50 - 120		2
Stirophos (Tetrachlorvinphos)	MS	2605255-02	ND	1.7747	1.9342	ug/L		91.7		50 - 120		1
	MSD	2605255-02	ND	1.8800	2.0000	ug/L	5.8	94.0	30	50 - 120		2
Triphenylphosphate (Surrogate)	MS	2605255-02	ND	1.7698	2.4178	ug/L		73.2		50 - 130		1
	MSD	2605255-02	ND	1.7400	2.5000	ug/L	1.7	69.6		50 - 130		2

Run #	QC Sample ID	QC Type	Method	Prep Date	Run		Analyst	Instrument	Dilution
					Date	Time			
1	B230469-MS1	MS	EPA-8141A	04/16/26	04/20/26	12:30	IJC	GC-18	0.967
2	B230469-MSD1	MSD	EPA-8141A	04/16/26	04/20/26	12:59	IJC	GC-18	1

The results in this report apply to the samples analyzed in accordance with the chain of custody document. This analytical report must be reproduced in its entirety.
All results listed in this report are for the exclusive use of the submitting party. Pace Analytical assumes no responsibility for report alteration, separation, detachment or third party interpretation.



Enthalpy Analytical - Orange
931 West Barkley Avenue
Orange, CA 92868

Reported: 04/23/2026 16:56
Project: Chiquita Canyon Landfill Stormwater
Project Number: EO-557418
Project Manager: David Tripp

Notes And Definitions

- MDL Method Detection Limit
- ND Analyte Not Detected
- PQL Practical Quantitation Limit
- S09 The surrogate recovery for this compound was not within the control limits.

Laboratory Job Number 557418

Subcontracted Products

McCampbell Analytical, Inc.



McC Campbell Analytical, Inc.

"When Quality Counts"

Analytical Report

WorkOrder: 2604A49

Report Created for: Enthalpy Analytical

931 West Barkley Avenue
Orange, CA 92868

Project Contact: David Tripp

Project P.O.: 096843

Project: EO-557418

Project Location:

Project Received: 04/14/2026

Analytical Report reviewed & approved for release on 04/21/2026 by:

Tracy Babjar
Project Manager

The report shall not be reproduced except in full, without the written approval of the laboratory. The analytical results relate only to the items tested. Results reported conform to the most current regulatory standards, where applicable, unless otherwise stated.





Glossary of Terms & Qualifier Definitions

Client: Enthalpy Analytical

WorkOrder: 2604A49

Project: EO-557418

Glossary Abbreviation

%D	Serial Dilution Percent Difference
95% Interval	95% Confident Interval
CCV	Continuing Calibration Verification.
CCV REC (%)	The % recovery of Continuing Calibration Verification
DF	Dilution Factor
DI WET	(DISTLC) Waste Extraction Test using DI water
DISS	Dissolved (sample filtered using a 0.45 µm filter size)
DLT	Dilution Test (Serial Dilution)
DUP	Duplicate
EDL	Estimated Detection Limit
ITEF	International Toxicity Equivalence Factor
LCS	Laboratory Control Sample
LCS2	Second LCS for the batch. Spike level is lower than that for the first LCS; applicable to method 1633.
LQL	Lowest Quantitation Level
MB	Method Blank
MB IS/SS % Rec	% Recovery of Internal Standard or Surrogate in Method Blank, if applicable
MB SS % Rec	% Recovery of Surrogate in Method Blank, if applicable
MDL	Method Detection Limit ¹
ML	Minimum Level of Quantitation
MS	Matrix Spike
MSD	Matrix Spike Duplicate
NA	Not Applicable
ND	Not detected at or above the indicated MDL (if present) or RL.
NR	Data Not Reported due to matrix interference or insufficient sample amount.
PDS	Post Digestion Spike
PF	Prep Factor
RD	Relative Difference
RL	Reporting Limit ²
RPD	Relative Percent Difference
RRT	Relative Retention Time
RSD	Relative Standard Deviation
SPK Val	Spike Value
SPKRef Val	Spike Reference Value
SPLP	Synthetic Precipitation Leachate Procedure

¹ MDL is the minimum measured concentration of a substance that can be reported with 99% confidence that the measured concentration is distinguishable from method blank results. Definition and Procedure for the Determination of the Method Detection Limit, Revision 2, 40CFR, Part 136, Appendix B, EPA 821-R-16-006, December 2016. Values are based upon our default extraction volume/amount and are subject to change.

² RL is the lowest level that can be reliably determined within specified limits of precision and accuracy during routine laboratory operating conditions. (The RL cannot be lower than the lowest calibration standard used in the initial calibration of the instrument and must be greater than the MDL.) Values are based upon our default extraction volume/amount and are subject to change.



Glossary of Terms & Qualifier Definitions

Client: Enthalpy Analytical

WorkOrder: 2604A49

Project: EO-557418

TCLP	Toxicity Characteristic Leachate Procedure
TEQ	Toxicity Equivalents
TNTC	"Too Numerous to Count;" greater than 250 colonies observed on the plate.
TPH-Diesel	Sample results for semi-volatile TPH (diesel, kerosene, oil, etc) were calculated using a background subtraction procedure to correct for instrument baseline rise (column bleed) as described in Sec 7.7.2.2 of EPA 8015 B, C.
TZA	TimeZone Net Adjustment for sample collected outside of MAI's Coordinated Universal Time (UTC). (Adjustment for Daylight Saving is not accounted.)
WET (STLC)	Waste Extraction Test (Soluble Threshold Limit Concentration)

Analytical Qualifiers

a3	Sample diluted due to high organic content interfering with quantitative/or qualitative analysis.
b1	Aqueous sample that contains greater than ~1 vol. % sediment



Analytical Report

Client: Enthalpy Analytical
Date Received: 04/14/2026 9:09
Date Prepared: 04/15/2026
Project: EO-557418

WorkOrder: 2604A49
Extraction Method: E8151A
Analytical Method: E8151A
Unit: µg/L

Chlorinated Herbicides by GC-ECD

Client ID	Lab ID	Matrix	Date Collected	Instrument FileID	Batch ID
SOUTH BASIN - WESTERN INLET	2604A49-001A	Water	04/11/2026 15:03	GC15A 04152623.D	339708

Analytes	Result	MDL	RL	DF	Date Analyzed
Acifluorfen	ND	5.3	10	10	04/15/2026 22:20
Bentazon	ND	3.2	10	10	04/15/2026 22:20
Chloramben	ND	6.4	10	10	04/15/2026 22:20
2,4-D (Dichlorophenoxyacetic acid)	ND	0.79	2.0	10	04/15/2026 22:20
2,4-DB	ND	4.2	10	10	04/15/2026 22:20
Dalapon	ND	7.7	10	10	04/15/2026 22:20
D CPA (mono & diacid)	ND	5.0	10	10	04/15/2026 22:20
Dicamba	ND	0.74	2.0	10	04/15/2026 22:20
3,5-Dichlorobenzoic Acid	ND	2.4	10	10	04/15/2026 22:20
Dichloroprop	ND	3.5	10	10	04/15/2026 22:20
Dinoseb (DNBP)	ND	3.0	10	10	04/15/2026 22:20
MCPA	ND	13	20	10	04/15/2026 22:20
MCPP	ND	12	20	10	04/15/2026 22:20
4-Nitrophenol	ND	7.7	10	10	04/15/2026 22:20
Pentachlorophenol (PCP)	ND	0.55	2.0	10	04/15/2026 22:20
Picloram	ND	3.8	10	10	04/15/2026 22:20
2,4,5-T (Trichlorophenoxy acetic acid)	ND	1.0	2.0	10	04/15/2026 22:20
2,4,5-TP (Silvex)	ND	1.6	5.0	10	04/15/2026 22:20

Surrogates	REC (%)	Limits	DF	Date Analyzed
DCAA	93	60-140	10	04/15/2026 22:20

Analyst(s): DP

Analytical Comments: a3,b1



Analytical Report

Client: Enthalpy Analytical
Date Received: 04/14/2026 9:09
Date Prepared: 04/17/2026
Project: EO-557418

WorkOrder: 2604A49
Extraction Method: RSK175
Analytical Method: RSK175
Unit: µg/L

Dissolved Carbon Dioxide by RSK 175

Client ID	Lab ID	Matrix	Date Collected	Instrument FileID	Batch ID
SOUTH BASIN - WESTERN INLET	2604A49-001B	Water	04/11/2026 15:03	GC26 0417261104.D	340000

Analytes	Result	MDL	RL	DF	Date Analyzed
Carbon Dioxide	770	50	50	1	04/17/2026 12:40

Analyst(s): CLO

Analytical Comments: b1



Quality Control Report

Client: Enthelpy Analytical
Date Prepared: 04/15/2026
Date Analyzed: 04/15/2026
Instrument: GC15A
Matrix: Water
Project: EO-557418

WorkOrder: 2604A49
BatchID: 339708
Extraction Method: E8151A
Analytical Method: E8151A
Unit: µg/L
Sample ID: MB/LCS/LCSD-339708

QC Summary Report for E8151A

Analyte	MB Result	MDL	RL	SPK Val	MB IS/SS %REC	MB IS/SS Limits
Acifluorfen	ND	0.53	1.0	-	-	-
Bentazon	ND	0.32	1.0	-	-	-
Chloramben	ND	0.64	1.0	-	-	-
2,4-D (Dichlorophenoxyacetic acid)	ND	0.079	0.20	-	-	-
2,4-DB	ND	0.42	1.0	-	-	-
Dalapon	ND	0.77	1.0	-	-	-
DCPA (mono & diacid)	ND	0.50	1.0	-	-	-
Dicamba	ND	0.074	0.20	-	-	-
3,5-Dichlorobenzoic Acid	ND	0.24	1.0	-	-	-
Dichloroprop	ND	0.35	1.0	-	-	-
Dinoseb (DNBP)	ND	0.30	1.0	-	-	-
MCPA	ND	1.3	2.0	-	-	-
MCPP	ND	1.2	2.0	-	-	-
4-Nitrophenol	ND	0.77	1.0	-	-	-
Pentachlorophenol (PCP)	ND	0.055	0.20	-	-	-
Picloram	ND	0.38	1.0	-	-	-
2,4,5-T (Trichlorophenoxy acetic acid)	ND	0.10	0.20	-	-	-
2,4,5-TP (Silvex)	ND	0.16	0.50	-	-	-
Surrogate Recovery						
DCAA	9.5			10	95	70-130



Quality Control Report

Client: Enthalpy Analytical
Date Prepared: 04/15/2026
Date Analyzed: 04/15/2026
Instrument: GC15A
Matrix: Water
Project: EO-557418

WorkOrder: 2604A49
BatchID: 339708
Extraction Method: E8151A
Analytical Method: E8151A
Unit: µg/L
Sample ID: MB/LCS/LCSD-339708

QC Summary Report for E8151A

Analyte	LCS Result	LCSD Result	SPK Val	LCS %REC	LCSD %REC	LCS/LCSD Limits	RPD	RPD Limit
Acifluorfen	8.9	9.4	10	89	94	70-130	5.51	30
Bentazon	9.7	10	10	97	104	70-130	6.56	30
Chloramben	11	11	10	107	113	70-130	5.77	30
2,4-D (Dichlorophenoxyacetic acid)	8.8	9.3	10	88	93	70-130	5.84	30
2,4-DB	9.6	10	10	96	102	70-130	6.95	30
Dalapon	8.7	9.3	10	87	93	70-130	6.41	30
DCPA (mono & diacid)	8.6	9.2	10	86	92	70-130	6.36	30
Dicamba	9.0	9.5	10	90	95	70-130	5.56	30
3,5-Dichlorobenzoic Acid	8.9	9.5	10	89	95	70-130	5.72	30
Dichloroprop	8.6	9.1	10	86	91	70-130	5.85	30
Dinoseb (DNBP)	9.1	9.5	10	91	95	70-130	5.08	30
MCPA	110	120	100	108	116	70-130	7.12	30
MCPP	87	96	100	87	96	70-130	9.63	30
4-Nitrophenol	7.1	7.4	10	71	74	70-130	3.52	30
Pentachlorophenol (PCP)	9.1	9.6	10	91	96	70-130	5.47	30
Picloram	8.6	9.2	10	86	92	70-130	6.42	30
2,4,5-T (Trichlorophenoxy acetic acid)	9.0	9.6	10	90	96	70-130	6.09	30
2,4,5-TP (Silvex)	9.2	9.8	10	92	98	70-130	6.15	30
Surrogate Recovery								
DCAA	9.1	9.7	10	91	97	70-130	6.29	30



Quality Control Report

Client: Enthalpy Analytical
Date Prepared: 04/17/2026
Date Analyzed: 04/17/2026
Instrument: GC26
Matrix: Water
Project: EO-557418

WorkOrder: 2604A49
BatchID: 340000
Extraction Method: RSK175
Analytical Method: RSK175
Unit: µg/L
Sample ID: MB/LCS/LCSD-340000

QC Summary Report for RSK175

Analyte	MB Result	MDL	RL			
Carbon Dioxide	ND	50	50	-	-	-

Analyte	LCS Result	LCSD Result	SPK Val	LCS %REC	LCSD %REC	LCS/LCSD Limits	RPD	RPD Limit
Carbon Dioxide	150	150	187.2	82	81	70-130	1.61	30



Certified Analyte List

Client: Enthalpy Analytical

WorkOrder: 2604A49

Project: EO-557418

Analyte	Cert 1	Cert 2	Cert 3	Cert 4	Cert 5	Analytical Method	Matrix
2,4,5-T (Trichlorophenoxy acetic acid)	<input checked="" type="radio"/>	<input checked="" type="radio"/>	<input type="radio"/>	<input type="radio"/>	<input type="radio"/>	E8151A	Water
2,4,5-TP (Silvex)	<input checked="" type="radio"/>	<input checked="" type="radio"/>	<input type="radio"/>	<input type="radio"/>	<input type="radio"/>	E8151A	Water
2,4-D (Dichlorophenoxyacetic acid)	<input checked="" type="radio"/>	<input checked="" type="radio"/>	<input type="radio"/>	<input type="radio"/>	<input type="radio"/>	E8151A	Water
2,4-DB	<input checked="" type="radio"/>	<input checked="" type="radio"/>	<input type="radio"/>	<input type="radio"/>	<input type="radio"/>	E8151A	Water
3,5-Dichlorobenzoic Acid	<input type="radio"/>	<input checked="" type="radio"/>	<input type="radio"/>	<input type="radio"/>	<input type="radio"/>	E8151A	Water
4-Nitrophenol	<input checked="" type="radio"/>	<input checked="" type="radio"/>	<input type="radio"/>	<input type="radio"/>	<input type="radio"/>	E8151A	Water
Acifluorfen	<input type="radio"/>	<input checked="" type="radio"/>	<input type="radio"/>	<input type="radio"/>	<input type="radio"/>	E8151A	Water
Bentazon	<input type="radio"/>	<input checked="" type="radio"/>	<input type="radio"/>	<input type="radio"/>	<input type="radio"/>	E8151A	Water
Chloramben	<input type="radio"/>	<input checked="" type="radio"/>	<input type="radio"/>	<input type="radio"/>	<input type="radio"/>	E8151A	Water
Dalapon	<input checked="" type="radio"/>	<input checked="" type="radio"/>	<input type="radio"/>	<input type="radio"/>	<input type="radio"/>	E8151A	Water
DCPA (mono & diacid)	<input type="radio"/>	<input checked="" type="radio"/>	<input type="radio"/>	<input type="radio"/>	<input type="radio"/>	E8151A	Water
Dicamba	<input checked="" type="radio"/>	<input checked="" type="radio"/>	<input type="radio"/>	<input type="radio"/>	<input type="radio"/>	E8151A	Water
Dichloroprop	<input checked="" type="radio"/>	<input checked="" type="radio"/>	<input type="radio"/>	<input type="radio"/>	<input type="radio"/>	E8151A	Water
Dinoseb (DNBP)	<input checked="" type="radio"/>	<input checked="" type="radio"/>	<input type="radio"/>	<input type="radio"/>	<input type="radio"/>	E8151A	Water
MCPA	<input checked="" type="radio"/>	<input checked="" type="radio"/>	<input type="radio"/>	<input type="radio"/>	<input type="radio"/>	E8151A	Water
MCPP	<input checked="" type="radio"/>	<input checked="" type="radio"/>	<input type="radio"/>	<input type="radio"/>	<input type="radio"/>	E8151A	Water
Pentachlorophenol (PCP)	<input checked="" type="radio"/>	<input checked="" type="radio"/>	<input type="radio"/>	<input type="radio"/>	<input type="radio"/>	E8151A	Water
Picloram	<input type="radio"/>	<input checked="" type="radio"/>	<input type="radio"/>	<input type="radio"/>	<input type="radio"/>	E8151A	Water

Certifications

- Cert 1 CA ELAP 1644
- Cert 2 ORELAP (NELAP) 4033

The Certified Analyte Report lists the compounds for which MAI is accredited at the time of issuance. Although MAI holds multiple accreditations, methods with extensive compound lists may not be fully accredited due to state agency availability.



1534 Willow Pass Rd
Pittsburg, CA 94565-1701
(925) 252-9262

WaterTrax CLIP EDF

CHAIN-OF-CUSTODY RECORD

WorkOrder: 2604A49 **ClientCode:** ENO **QuoteID:** 262776
 EQUiS Dry-Weight Email HardCopy ThirdParty J-flag
 Detection Summary Excel [A1_Standard_QC]

Report to:
David Tripp
Enthalpy Analytical
931 West Barkley Avenue
Orange, CA 92868
657-581-4710 FAX:

Email: david.tripp@enthalpy.com
cc/3rd Party: incomingreports@enthalpy.com;
PO: 096843
Project: EO-557418

Bill to:
Accounts Payable/Enthalpy SoCal
Montrose Environmental Group
PO Box 842165
Boston, MA 02284-2165
003EL_ap@montrose-env.com

Requested TAT: 5 days;

Date Received: 04/14/2026
Date Logged: 04/14/2026

Lab ID	ClientSampID	Matrix	Collection Date	Hold	Requested Tests (See legend below)												
					1	2	3	4	5	6	7	8	9	10	11	12	
2604A49-001	SOUTH BASIN - WESTERN INLET	Water	4/11/2026 15:03	<input type="checkbox"/>	A	A	B										

Test Legend:

1	8151_W	2	PRDisposal Fee	3	RSK175_CO2_W	4	
5		6		7		8	
9		10		11		12	

Project Manager: Jena Alfaro

Prepared by: Emily Perez

Comments:

NOTE: Soil samples are discarded 60 days after receipt unless other arrangements are made (Water samples are 30 days).
Hazardous samples will be returned to client or disposed of at client expense.



WORK ORDER SUMMARY

Client Name: ENTHALPY ANALYTICAL

Project: EO-557418

Work Order: 2604A49

Client Contact: David Tripp

QC Level: LEVEL 2

Contact's Email: david.tripp@enthalpy.com

Comments

Date Logged: 4/14/2026

WaterTrax CLIP EDF Excel EQuIS Email HardCopy ThirdParty J-flag

LabID	ClientSampID	Matrix	Test Name	Cont./Comp.	Bottle & Preservative	U**	Head Space	Dry-Weight	Collection Date & Time	TAT	Test Due Date	Sediment Content	Hold	Sub Out
001A	SOUTH BASIN - WESTERN INLET	Water	E8151A (Chlorinated Herbicides)	1		<input type="checkbox"/>	<input type="checkbox"/>	<input type="checkbox"/>	4/11/2026 15:03	5 days	4/21/2026	2%+	<input type="checkbox"/>	<input type="checkbox"/>
001B	SOUTH BASIN - WESTERN INLET	Water	RSK175 (CO2)	2		<input type="checkbox"/>	<input type="checkbox"/>	<input type="checkbox"/>	4/11/2026 15:03	5 days	4/21/2026	2%+	<input type="checkbox"/>	<input type="checkbox"/>

NOTES: * STLC and TCLP extractions require 2 days to complete; therefore, all TATs begin after the extraction is completed (i.e., One-day TAT yields results in 3 days from sample submission).

- ISM prep requires 5 to 10 days to complete; therefore, all TATs begin after the extraction is completed (i.e., One-day TAT yields results in 6 to 11 days from sample submission). Due date listed on WO summary will not accurately reflect the time needed for sample preparation.

- Organic extracts are held for 40 days before disposal; Inorganic extract are held for 30 days.

- MAI assumes that all material present in the provided sampling container is considered part of the sample - MAI does not exclude any material from the sample prior to sample preparation unless requested in writing by the client.

U** = An unpreserved container was received for a method that suggests a preservation in order to extend hold time for analysis.

Subcontract Laboratory:
 McCampbell Analytical, Inc.
 1534 Willow Pass Rd.
 Pittsburg, CA 94565
 ATTN: Quote ID: 262776
 PO #: PO-096843

Enthalpy Order: EO-557418
 PM: David Tripp
 Email: david.tripp@enthalpy.com
 CC: incomingreports@enthalpy.com
 Phone: 657-581-4710

Results Due: 04/21/26
 Report Level: II
 Report To: MDL
 EDDs: Standard Excel
 EDD

Notes:

CHIQUITA Stormwater - No dilutions please unless absolutely necessary due to matrix or other technically valid reason, requiring clear, technical explanation in your Case Narrative for client's regulator (CA-RWQCB). Hold time rush, please, only if necessary.

Sample ID	Collected	Lab ID	# Cont.	Matrix	Analysis Requested	Comment
SOUTH BASIN - WESTERN INLET	11-APR-2026 15:03	557418-001	1	Water	EPA 8151A Chlorinated Herbicides	
			2	Water	RSK-175 CO2	

Notes:	Relinquished By:	Received By:
	<i>[Signature]</i>	
	Date: 4-13-26 15:00	Date:
	Date:	Date: <i>[Signature]</i> 4/14/24 0909
	Date:	Date:

FedEx: 870623733750



Sample Receipt Checklist

Client Name: **Enthalpy Analytical**
 Project: **EO-557418**

Date and Time Received: **4/14/2026 09:09**
 Date Logged: **4/14/2026**

WorkOrder No: **2604A49** Matrix:
 Carrier: **FedEx**

Received by:
 Logged by: **Emily Perez**

Chain of Custody (COC) Information

- | | | | |
|---|---|-----------------------------|-----------------------------|
| Chain of custody present? | Yes <input checked="" type="checkbox"/> | No <input type="checkbox"/> | |
| Chain of custody signed when relinquished and received? | Yes <input checked="" type="checkbox"/> | No <input type="checkbox"/> | |
| Chain of custody agrees with sample labels? | Yes <input checked="" type="checkbox"/> | No <input type="checkbox"/> | |
| Sample IDs noted by Client on COC? | Yes <input checked="" type="checkbox"/> | No <input type="checkbox"/> | |
| Date and Time of collection noted by Client on COC? | Yes <input checked="" type="checkbox"/> | No <input type="checkbox"/> | |
| Sampler's name noted on COC? | Yes <input checked="" type="checkbox"/> | No <input type="checkbox"/> | |
| COC agrees with Quote? | Yes <input checked="" type="checkbox"/> | No <input type="checkbox"/> | NA <input type="checkbox"/> |
| COC quote is active? | Yes <input checked="" type="checkbox"/> | No <input type="checkbox"/> | NA <input type="checkbox"/> |

Sample Receipt Information

- | | | | |
|--|---|-----------------------------|--|
| Custody seals intact on shipping container/cooler? | Yes <input type="checkbox"/> | No <input type="checkbox"/> | NA <input checked="" type="checkbox"/> |
| Custody seals intact on sample bottles? | Yes <input type="checkbox"/> | No <input type="checkbox"/> | NA <input checked="" type="checkbox"/> |
| Shipping container/cooler in good condition? | Yes <input checked="" type="checkbox"/> | No <input type="checkbox"/> | |
| Samples in proper containers/bottles? | Yes <input checked="" type="checkbox"/> | No <input type="checkbox"/> | |
| Sample containers intact? | Yes <input checked="" type="checkbox"/> | No <input type="checkbox"/> | |
| Sufficient sample volume for indicated test? | Yes <input checked="" type="checkbox"/> | No <input type="checkbox"/> | |

Sample Preservation and Hold Time (HT) Information

- | | | | |
|---|---|-----------------------------|-----------------------------|
| All samples received within holding time? | Yes <input checked="" type="checkbox"/> | No <input type="checkbox"/> | NA <input type="checkbox"/> |
| Samples Received on Ice? | Yes <input checked="" type="checkbox"/> | No <input type="checkbox"/> | |

(Ice Type: WET ICE)

- | | | | |
|--|---|-----------------------------|--|
| Sample/Temp Blank temperature | | Temp: 2.5°C | NA <input type="checkbox"/> |
| ZHS conditional analyses: VOA meets zero headspace requirement (VOCs, TPHg/BTEX, RSK)? | Yes <input type="checkbox"/> | No <input type="checkbox"/> | NA <input checked="" type="checkbox"/> |
| Sample labels checked for correct preservation? | Yes <input checked="" type="checkbox"/> | No <input type="checkbox"/> | |
| pH acceptable upon receipt (Metal: <2)? | Yes <input type="checkbox"/> | No <input type="checkbox"/> | NA <input checked="" type="checkbox"/> |

UCMR Samples:

- | | | | |
|--|------------------------------|-----------------------------|--|
| pH tested and acceptable upon receipt (200.7: ≤2; 533: 6 - 8; 537.1: 6 - 8)? | Yes <input type="checkbox"/> | No <input type="checkbox"/> | NA <input checked="" type="checkbox"/> |
| Free Chlorine tested and acceptable upon receipt (<0.1mg/L) [not applicable to 200.7]? | Yes <input type="checkbox"/> | No <input type="checkbox"/> | NA <input checked="" type="checkbox"/> |

Comments:

Laboratory Job Number 557418

Subcontracted Products

Onterris Laboratories - El Dorado Hills

May 08, 2026

**Onterris - El Dorado Hills
Work Order No. 2604126**

Mr. David Tripp
Onterris Laboratories - Orange
931 W. Barkley Avenue
Orange, CA 92868

Dear Mr. Tripp,

Enclosed are the results for the sample set received at Onterris - EDH on April 14, 2026 under your Project Name 'EO-557418'.

Onterris- EDH is committed to serving you effectively. If you require additional information, please contact me at 916-673-1520 or by email at mark.rein@onterris.com.

Thank you for choosing Onterris - EDH as part of your analytical support team.

Sincerely,



Mark Rein
Project Manager

Onterris - EDH certifies that the report herein meets all the requirements set forth by NELAP for those applicable test methods. Results relate only to the samples as received by the laboratory. This report should not be reproduced except in full without the written approval of Onterris -EDH .

Onterris - EDH Work Order No. 2604126

Case Narrative

Sample Condition on Receipt:

One water sample was received and stored securely in accordance with Onterris - EDH standard operating procedures and EPA methodology. The sample was received in good condition and within the method temperature requirements.

Analytical Notes:

EPA Method 8290A

The sample was extracted and analyzed for 2,3,7,8-TCDD by EPA Method 8290A using a ZB-DIOXIN GC column.

Holding Times

The method holding time criteria was met for the sample.

Quality Control

The Initial Calibration and Continuing Calibration Verifications met the method acceptance criteria.

A Method Blank and Ongoing Precision and Recovery (OPR) sample were extracted and analyzed with the preparation batch. No analytes were detected above the sample quantitation limits in the Method Blank. The OPR recoveries were within the method acceptance criteria.

Labeled standard recoveries for all QC and field samples were within method acceptance criteria.

TABLE OF CONTENTS

Case Narrative.....	1
Table of Contents.....	3
Sample Inventory.....	4
Analytical Results.....	5
Qualifiers.....	9
Certifications.....	10
Sample Receipt.....	11

Sample Inventory Report

Sample ID	Client Sample ID	Sampled	Received	Components/Containers
2604126-01	SOUTH BASIN - WESTERN INLET	11-Apr-26 15:03	14-Apr-26 10:03	Amber Glass NM Bottle, 1L

ANALYTICAL RESULTS

Sample ID: Method Blank

EPA Method 8290A

Client Data		Laboratory Data			
Name:	Onterris Laboratories - Orange	Lab Sample:	B26E056-BLK1		
Project:	EO-557418	QC Batch:	B26E056	Date Extracted:	05-May-26
Matrix:	Aqueous	Sample Size:	0.500 L	Column:	ZB-DIOXIN

Analyte	Conc. (pg/L)	MDL	RL	Qualifiers	Analyzed	Dilution
2,3,7,8-TCDD	ND	3.56	10.0		07-May-26 02:25	1
Labeled Standards	Type	% Recovery	Limits	Qualifiers	Analyzed	Dilution
13C-2,3,7,8-TCDD	IS	80.1	40 - 135		07-May-26 02:25	1
37Cl-2,3,7,8-TCDD	CRS	85.2	40 - 135		07-May-26 02:25	1

MDL - Method Detection Limit

RL - Reporting limit

Results reported to MDL.

Sample ID: OPR

EPA Method 8290A

Client Data		Laboratory Data			
Name:	Onterris Laboratories - Orange	Lab Sample:	B26E056-BS1		
Project:	EO-557418	QC Batch:	B26E056	Date Extracted:	05-May-26 03:24
Matrix:	Aqueous	Sample Size:	0.500 L	Column:	ZB-DIOXIN

Analyte	Amt Found (pg/L)	Spike Amt	% Recovery	Limits	Qualifiers	Analyzed	Dilution
2,3,7,8-TCDD	385	400	96.2	70 - 130		07-May-26 00:09	1

Labeled Standards	Type	% Recovery	Limits	Qualifiers	Analyzed	Dilution
13C-2,3,7,8-TCDD	IS	76.0	40 - 135		07-May-26 00:09	1
37Cl-2,3,7,8-TCDD	CRS	83.2	40 - 135		07-May-26 00:09	1

Sample ID: SOUTH BASIN - WESTERN INLET

EPA Method 8290A

Client Data		Laboratory Data			
Name:	Onterris Laboratories - Orange	Lab Sample:	2604126-01	Date Received:	14-Apr-26 10:03
Project:	EO-557418	QC Batch:	B26E056	Date Extracted:	05-May-26
Matrix:	Water	Sample Size:	0.501 L	Column:	ZB-DIOXIN
Date Collected:	11-Apr-26 15:03				

Analyte	Conc. (pg/L)	MDL	RL	Qualifiers	Analyzed	Dilution
2,3,7,8-TCDD	ND	3.55	9.99		07-May-26 03:56	1
Labeled Standards	Type	% Recovery	Limits	Qualifiers	Analyzed	Dilution
13C-2,3,7,8-TCDD	IS	77.1	40 - 135		07-May-26 03:56	1
37Cl-2,3,7,8-TCDD	CRS	85.5	40 - 135		07-May-26 03:56	1

MDL - Method Detection Limit

RL - Reporting limit

Results reported to MDL.

DATA QUALIFIERS & ABBREVIATIONS

B	Compound was also detected in the method blank
Conc.	Concentration
CRS	Cleanup Recovery Standard
D	Dilution
DL	Detection Limit
E	Concentration exceeded the calibration range
EDL	Estimated Detection Limit
EMPC	Estimated Maximum Possible Concentration
H	Recovery and/or RPD was outside laboratory acceptance limits
I	Chemical Interference
IS	Internal Standard
J	Estimated Concentration below the Reporting Limit/LOQ
LOD	Limit of Detection
LOQ	Limit of Quantitation
MDL	Method Detection Limit
NA	Not Applicable
ND	Not Detected
OPR	Ongoing Precision and Recovery sample
P	Concentration may include contribution from chlorinated diphenyl ether(s).
Q	Ion transition ratio is outside of the acceptance criteria.
RL	Reporting Limit (MRL)
TEQ	Toxic Equivalency, sum of the toxic equivalency factors (TEF) multiplied by the sample concentrations.
TEQMax	TEQ calculated using the detection limit as the concentration for non-detects
TEQMin	TEQ calculated using zero as the concentration for non-detects
TEQRisk	TEQ calculated using ½ the detection limit as the concentration for non-detects
U	Not Detected (specific projects only)
*	See Cover Letter

Unless otherwise noted, solid sample results are reported in dry weight. Tissue samples are reported in wet weight.

Onterris - EDH Certifications

Accrediting Authority	Certificate Number
Alaska Department of Environmental Conservation	17-013
California Department of Health - ELAP	2892
DoD ELAP - A2LA Accredited - ISO/IEC 17025	3091.01
Florida Department of Health	E87777
Louisiana Department of Environmental Quality	01977
Maine Department of Health	2020018
Michigan Department of Environmental Quality	9932
Minnesota Department of Health	2211390
Nevada Division of Environmental Protection	CA00413
New Hampshire Environmental Accreditation Program	207721
New Jersey Department of Environmental Protection	CA003
New York Department of Health	11411
Ohio Environmental Protection Agency	87778
Oregon Laboratory Accreditation Program	4042-021
Texas Commission on Environmental Quality	T104704189-22-13
Vermont Department of Health	VT-4042
Virginia Department of General Services	11276
Washington Department of Ecology	C584
Wisconsin Department of Natural Resources	998036160

Current certificates and lists of licensed parameters can be found at [Onterris.com/Resources/Accreditations](https://onterris.com/Resources/Accreditations)

Subcontract Laboratory:

 Enthalpy - El Dorado Hills
 1104 Windfield Way
 El Dorado Hills, CA 95762
 ATTN: Mark Rein
 PO #: Required, to be sent via email

Enthalpy Order: EO-557418

 PM: David Tripp
 Email: david.tripp@enthalpy.com
 CC: incomingreports@enthalpy.com
 Phone: 657-581-4710

Results Due: Standard TAT (15wd)

2604126
2.4%

Report Level: II

Report To: MDL

EDDs: BLDR:Enthalpy (the normal EDD you send to Orange)

Notes:

CHIQUITA Stormwater - 15wd TAT or less if at all possible. No decanting. No dilutions unless absolutely necessary due to matrix or other technically valid reason.

Sample ID	Collected	Lab ID	# Cont.	Matrix	Analysis Requested	Comment
SOUTH BASIN - WESTERN INLET	11-APR-2026 15:03	557418-001	1	Water	EPA 8290 - 2,3,7,8-TCDD Only	

Notes:	Relinquished By:	Received By:
	<i>[Signature]</i>	<i>Karen y Ato</i>
	Date: 4-13-26 15:00	Date: 04/14/26 10:00
	Date:	Date:
	Date:	Date:

CoC/Label Reconciliation Report WO# 2604126

LabNumber	CoC Sample ID	SampleAlias	Sample Date/Time	Container	BaseMatrix	Sample Comments
2604126-01	A SOUTH BASIN - WESTERN INLET <input checked="" type="checkbox"/> A	557418-001	11-Apr-26 15:03 <input checked="" type="checkbox"/>	Amber Glass NM Bottle, 1L	Aqueous	

Checkmarks indicate that information on the COC reconciled with the sample label.
Any discrepancies are noted in the following columns.

CONDITION	Yes	No	NA
Sample Container Intact?	<input checked="" type="checkbox"/>	<input type="checkbox"/>	<input type="checkbox"/>
Sample Container(s) Custody Seals Intact?	<input type="checkbox"/>	<input type="checkbox"/>	<input checked="" type="checkbox"/>
Custody Seals On Cooler Intact?	<input type="checkbox"/>	<input type="checkbox"/>	<input checked="" type="checkbox"/>
Adequate Sample Volume?	<input checked="" type="checkbox"/>	<input type="checkbox"/>	<input type="checkbox"/>
Container Type Appropriate for Analysis(es)?	<input checked="" type="checkbox"/>	<input type="checkbox"/>	<input type="checkbox"/>

Comments:
(A= No Back up volume.)

Preservation Documented: Na2S2O3 Trizma NH4CH3CO2 None Other

Verified by/Date: XAO 09/14/26.
FYA 04/14/26

ATTACHMENT B



Onterris
931 West Barkley Ave
Orange, CA 92868
(714) 771-6900

onterris.com



Lab Job Number : 557419
Report Level : II
Report Date : 05/06/2026

Analytical Report *prepared for:*

Matt Breuer
Waste Connections
Chiquita Canyon Landfill
29201 Henry Mayo Drive
Castaic, CA 91384

Project: CCLF STORMWATER - Chiquita Canyon Stormwater

Authorized for release by:

A handwritten signature in black ink, appearing to read "David Tripp".

David Tripp, Senior Project Manager
657-581-4710
david.tripp@onterris.com

This data package has been reviewed for technical correctness and completeness. Release of this data has been authorized by the Laboratory Manager or the Manager's designee, as verified by the above signature which applies to this PDF file as well as any associated electronic data deliverable files. The results contained in this report meet all requirements of NELAP and pertain only to those samples which were submitted for analysis. This report may be reproduced only in its entirety.

CA ELAP# 1338, CA ELAP #1338-S1, NELAP# 4038, SCAQMD LAP# 18LA0518, LACSD ID# 10105, ORELAP# 4197

Sample Summary

Matt Breuer	Lab Job #:	557419
Waste Connections	Project No:	CCLF STORMWATER
Chiquita Canyon Landfill	Location:	Chiquita Canyon Stormwater
29201 Henry Mayo Drive	Date Received:	04/12/26
Castaic, CA 91384		

Sample ID	Lab ID	Collected	Matrix
SOUTH BASIN - WESTERN INLET	557419-001	04/12/26 07:30	Water
SOUTH BASIN - EASTERN INLET	557419-002	04/12/26 07:40	Water

Case Narrative

Waste Connections
Chiquita Canyon Landfill
29201 Henry Mayo Drive
Castaic, CA 91384
Matt Breuer

Lab Job Number: 557419
Project No: CCLF STORMWATER
Location: Chiquita Canyon
Stormwater
Date Received: 04/12/26

- This data package contains sample and QC results for two water samples, requested for the above referenced project on 04/12/26. The samples were received in good condition.
- EPA 1664A, EPA 200.7, EPA 200.8, EPA 245.1, EPA 300.0, EPA 350.1, EPA 420.1, EPA 625.1, EPA 8081A, EPA 8082, EPA 8270C-SIM, EPA 8270E, SM 4500-CN-E, SM 4500-S2-D, SM 5310B, SM 9221B, SM 9221F, SM2130B, SM2320B, SM2510B, SM2540C, SM2540D, SM5210B, and SM5220D analyses were performed at 931 West Barkley Ave, Orange, CA, 92868.
- EPA 8260B analysis was performed at 2532 E Cerritos Ave., Anaheim, CA, 92806.

Volatile Organics by GC/MS (EPA 8260B):

- SOUTH BASIN - WESTERN INLET (lab # 557419-001) and SOUTH BASIN - EASTERN INLET (lab # 557419-002) had pH greater than 2.
- No other analytical problems were encountered.

Semivolatile Organics by GC/MS (EPA 8270E):

No analytical problems were encountered.

Semivolatile Organics by GC/MS (EPA 625.1):

- High response was observed for benzoic acid in the CCV analyzed 04/13/26 13:25; this analyte was not detected at or above the RL in the associated samples, and affected data was qualified with "b".
- Low surrogate recovery was observed for phenol-d6 in SOUTH BASIN - WESTERN INLET (lab # 557419-001).
- Low surrogate recovery was observed for terphenyl-d14 in SOUTH BASIN - WESTERN INLET (lab # 557419-001).
- No other analytical problems were encountered.

Semivolatile Organics by GC/MS SIM (EPA 8270C-SIM):

No analytical problems were encountered.

Pesticides (EPA 8081A):

No analytical problems were encountered.

Total Organic Carbon by IR (SM 5310B):

No analytical problems were encountered.

PCBs (EPA 8082):

No analytical problems were encountered.

Metals (EPA 200.7, EPA 200.8, and EPA 245.1):

- Low recoveries were observed for boron in the MS/MSD of SOUTH BASIN - WESTERN INLET (lab # 557419-001); the LCS was within limits, and the associated RPD was within limits.
- Barium, nickel, and antimony were detected between the MDL and the RL in the method blank for batch 400642; these analytes were either not detected in samples at or above the RL, or detected at a level at least 10 times that of the blank.
- No other analytical problems were encountered.

Ion Chromatography (EPA 300.0):

- High recoveries were observed for a number of analytes in the MS of SOUTH BASIN - WESTERN INLET (lab # 557418-001); the LCS was within limits, and the associated RPDs were within limits.
- Responses exceeding the instrument's linear range were observed for sulfate in the MS/MSD of SOUTH BASIN - WESTERN INLET (lab # 557418-001); affected data was qualified with "E".
- No other analytical problems were encountered.

Conductivity (SM2510B):

No analytical problems were encountered.

Total Oil & Grease (HEM) (EPA 1664A):

- Matrix spikes were not performed for this analysis due to insufficient sample volume.
- No analytical problems were encountered.

Total Phenolics (EPA 420.1):

No analytical problems were encountered.

Alkalinity (SM2320B):

No analytical problems were encountered.

Sulfide (SM 4500-S2-D):

No analytical problems were encountered.

Total Dissolved Solids (TDS) (SM2540C):

No analytical problems were encountered.

Total Suspended Solids (TSS) (SM2540D):

- High RPD was observed for total suspended solids in the SDUP for batch 400598; the parent sample was not a project sample.
- No other analytical problems were encountered.

Chemical Oxygen Demand (SM5220D):

No analytical problems were encountered.

Biochemical Oxygen Demand (SM5210B):

No analytical problems were encountered.

Turbidity (SM2130B):

No analytical problems were encountered.

Cyanide - Semi-Automated Method (SM 4500-CN-E and SM 4500-CN-E):

No analytical problems were encountered.

Coliform - 9221 Tests (SM 9221B and SM 9221F):

No analytical problems were encountered.

Ammonia and TKN- Semi-Automated Method (SM 4500-NH3-G):

- The 2nd source standard for ammonia was expired. To meet the hold time and TAT, the standard was used for the analysis of NH₃. The ICV was analyzed against the ICAL primary source. Additionally, both the LCS primary source recovery and the secondary source recovery were within acceptance criteria. Therefore, the data quality was not impacted, and the results have been reported. In addition, [557148-003] for [Ammonia] was received in the correct container with the correct preservative. However, the preservation was insufficient as defined by the method. This sample was adjusted in the lab, prior to analysis to a [pH <2] with [0.2 mL] of [H₂SO₄ S27044] per method and SOP. Insufficient preservation may contribute to a low bias result.
- No analytical problems were encountered.

Organophosphorus Pesticides (EPA 8141A):

Pace Laboratories in Bakersfield, CA performed the analysis (see sublab report section for certifications). Please see the Pace Laboratories case narrative.

8151A Chlorinated Herbicides (EPA 8151A):

McC Campbell Analytical, Inc. in Pittsburg, CA performed the analysis (NELAP certified). Please see the McC Campbell Analytical, Inc. case narrative.

RSK-175 CO₂ (RSK-175):

McC Campbell Analytical, Inc. in Pittsburg, CA performed the analysis (see sublab report section for certifications). Please see the McC Campbell Analytical, Inc. case narrative.

Dioxins & Furans (EPA 8290):

Enthalpy - El Dorado Hills in El Dorado Hills, CA performed the analysis (see sublab report section for certifications). Please see the Enthalpy - El Dorado Hills case narrative.



Enthalpy Analytical - Orange
 931 W. Barkley Avenue, Orange, CA 92868
 Phone 714-771-6900

Chain of Custody Record
 Lab No: 557419
 Page: 1 of 3

Turn Around Time (rush by advanced notice only)
 Standard: 5 Day: 3 Day:
 1 Day: X Custom TAT:

Matrix: A = Air S = Soil/Solid
 W = Water DW = Drinking Water SD = Sediment
 PP = Pure Product SEA = Sea Water
 SW = Swab T = Tissue WP = Wipe O = Other

Preservatives:
 1 = Na₂S₂O₃ 2 = HCl 3 = HNO₃
 4 = H₂SO₄ 5 = NaOH 6 = Other

Sample Receipt Temp:
 4.0 | 5.3 | 4.4 | 3.3
 4.4 | 5.1 | 4.6 | 3.7
 12.15 | 10.4
 (lab use only)

CUSTOMER INFORMATION				PROJECT INFORMATION			
Company:	Chiquita Canyon, LLC	Name:	Stormwater Outlet	Sample ID		Sampling Date	
Report To:	Matt Breuer	Number:					
Email:	matthew.breuer@wasteconnections.com	P.O. #:					
Address:	29201 Henry Mayo Drive	Address:	29201 Henry Mayo Drive				
	Castaic, CA 91384		Castaic, CA 91384				
Phone:	682-559-3880	Global ID:					
Fax:		Sampled By:	CH, GA, ST				

Sample ID	Sampling Date	Sampling Time	Matrix	Container No. / Size	Pres.	Analysis Request										Test Instructions / Comments
						200.7/200.8 Metals (see comments)	245.1 Mercury	4500-CN-E Cyanide	8081 Pesticides / 8082 PCBs	8141 Organophosphorous Pesticides	8151 Herbicides	8260 VOCs	8260 Acrolein/Acrylonitrile	8270C	8290 2,3,7,8-TCDD	
1 South Basin - Western Inlet	04/12/26	0730	W	31	1,2,4,6	X	X	X	X	X	X	X	X	X	X	Temp: 16.1°C, pH 8.47
2 South Basin - Eastern Inlet	04/12/26	0740	W	31	1,2,4,6	X	X	X	X	X	X	X	X	X	X	Temp: 15.6°C, pH 8.42
3																
4																
5																
6																
7																
8																
9																
10																



Login 557419

Signature	Print Name	Company / Title	Date / Time
<i>[Signature]</i>	Caleb Hercyck	CTEH	4/12/26 1145
<i>[Signature]</i>	JETH Co	ENTHALPY	04/12/26 1147



Enthalpy Analytical - Orange
 931 W. Barkley Avenue, Orange, CA 92868
 Phone 714-771-6900

Chain of Custody Record
 Lab No: 557419
 Page: 2 of 3

Turn Around Time (rush by advanced notice only)
 Standard: 5 Day: 3 Day:
 1 Day: Custom TAT:
 X

Matrix: A = Air S = Soil/Solid
 W = Water DW = Drinking Water SD = Sediment
 PP = Pure Product SEA = Sea Water
 SW = Swab T = Tissue WP = Wipe O = Other

Preservatives:
 1 = Na₂S₂O₃ 2 = HCl 3 = HNO₃
 4 = H₂SO₄ 5 = NaOH 6 = Other

Sample Receipt Temp:
 (lab use only)

CUSTOMER INFORMATION				PROJECT INFORMATION			
Company:	Chiquita Canyon, LLC	Name:	Stormwater Outlet	Matrix	Container No. / Size	Pres.	
Report To:	Matt Breuer	Number:					
Email:	matthew.breuer@wasteconnections.com	P.O. #:					
Address:	29201 Henry Mayo Drive	Address:	29201 Henry Mayo Drive				
	Castaic, CA 91384		Castaic, CA 91384				
Phone:	682-559-3880	Global ID:					
Fax:		Sampled By:	CH, GA, ST				

Sample ID	Sampling Date	Sampling Time	Matrix	Container No. / Size	Pres.	Analysis Request	Test Instructions / Comments
1 South Basin - Western Inlet	04/12/26	0730	W	31	1,2,4,6	SM4500-S2-D Total Sulfide 420.1 Total Phenolics 1664A Oil and Grease 9221B Toti Coliform 9221F E. Coll 300.0 Cl, Br, Fl, NO3, NO2, SO4 2540D TSS 5310B TOC 8270 SIM 1,4-Dioxane SM2320B Alkalinity	Temp: 16.1°C, pH 8.47
2 South Basin - Eastern Inlet	04/12/26	0740	W	31	1,2,4,6		Temp: 15.6°C, pH 8.42
3							
4							
5							
6							
7							
8							
9							
10							

Signature	Print Name	Company / Title	Date / Time
	Caleb Herych	CTEH	4/12/26 1145
	JETH CO	ENTHALPY	04/12/26 1147



Enthalpy Analytical - Orange
 931 W. Barkley Avenue, Orange, CA 92868
 Phone 714-771-6900

Chain of Custody Record
 Lab No: 557419
 Page: 3 of 3

Turn Around Time (rush by advanced notice only)
 Standard: 5 Day: 3 Day:
 1 Day: X Custom TAT:

Matrix: A = Air S = Soil/Solid
 W = Water DW = Drinking Water SD = Sediment
 PP = Pure Product SEA = Sea Water
 SW = Swab T = Tissue WP = Wipe O = Other

Preservatives:
 1 = Na₂S₂O₃ 2 = HCl 3 = HNO₃
 4 = H₂SO₄ 5 = NaOH 6 = Other

Sample Receipt Temp:
 (lab use only)

CUSTOMER INFORMATION				PROJECT INFORMATION				Analysis Request				Test Instructions / Comments									
Company:	Chiquita Canyon, LLC	Name:	Stormwater Outlet	Sample ID	Sample Date	Sampling Time	Matrix	Container No. / Size	Pres.	SM5220D Chemical Oxygen Demand	SM2510B Specific Conductance	RSK-175 Carbon Dioxide	2540E TDS	SM2130B Turbidity	350.1 Ammonia	625.1 - See Comments	625.1 Alpha-Terpineol	SM5210B BOD	625.1 - Benzoic Acid, Pyridine, Phenol, 2-methylphenol, 3,4-methylphenol, Cresol, Naphthalene, alpha-terpineol		
Report To:	Matt Breuer	Number:																			
Email:	matthew.breuer@wasteconnections.com	P.O. #:																			
Address:	29201 Henry Mayo Drive	Address:	29201 Henry Mayo Drive																		
	Castaic, CA 91384		Castaic, CA 91384																		
Phone:	682-559-3880	Global ID:																			
Fax:		Sampled By:	CH, GA, ST																		
				1	04/12/26	0730	W	31	1,2,4,6	X	X	X	X	X	X	X	X	X	X	X	X
				2	04/12/26	0740	W	31	1,2,4,6	X	X	X	X	X	X	X	X	X	X	X	X
				3																	
				4																	
				5																	
				6																	
				7																	
				8																	
				9																	
				10																	

Signature	Print Name	Company / Title	Date / Time
<i>[Signature]</i>	Caleb Hercyk	CTE H	4/12/26 1145
<i>[Signature]</i>	JETH CO	ENTHALPY	04/12/26 1147

SAMPLE RECEIPT CHECKLIST



Section 1: General Info

Date Received: 04/12/26 WO# 557419 Client: Waste Connections

Section 2: Shipping / Custody

Are custody seals present? Yes No

Custody seals intact on arrival? N/A Yes No On cooler / box On samples

Courier Walk-In Field Sampling Shipping Info: _____

Section 3a: Condition / Packaging

Outside 0.0 - 6.0°C (0.0 - 10.0°C for microbiology) (PM notified)

Date Opened 04/12/26 By (initials) JKC Type of ice used: Wet Blue/Gel None

Samples received on ice directly from the field; cooling process had begun. (if checked, skip temperatures)

Sample matrix doesn't require cooling (e.g. air, bulk PCB). (if checked, skip temperatures)

If no cooler: Observed/Adjusted Temp (°C): _____ / _____ Thermometer/IR Gun: IR15 CF: +0.4

Cooler Temp (°C) #1: 4.0 / 4.4 #2: 5.3 / 5.7 #3: 4.4 / 4.8 #4: 3.3 / 3.7 #5: _____ / _____ #6: _____ / _____

Section 3b: Microbiology Samples

No microbiology samples submitted (skip 3b)

Within temp range 0.0 - 10.0°C or received on ice directly from field.

Adequate headspace for microbiology analysis.

Section 3c: Air Samples

No air samples submitted (skip 3c)

1.4L Canisters 6L Canisters Tedlar Bags MCE Cassettes Sorbent Tubes Other _____

Section 4: Containers / Labels / Samples

	YES	NO	N/A
1) Were custody papers present, filled properly, and legible?	X		
2) Is the sampler's name present on the CoC?	X		
3) Were containers received in good condition (unbroken / unopened / uncompromised)?	X		
4) Were the samples bagged? (required for microbiology samples; recommended for soil samples)	X		
5) Were all of, and only, the correct samples received?	X		
6) Are sample labels present, legible, and in agreement with the CoC?	X		
7) Does the container count match the CoC?	X		
8) Was sufficient sample volume / mass received for the analyses requested?	X		
9) Were samples received in proper containers for the analyses requested?	X		
10) Were samples received with > 1/2 holding time remaining?	X		
11) Are samples properly preserved as indicated by CoC / labels?	X		
12) Unpreserved VOAs received - If necessary, was the hold time changed in LIMS?			X
13) Are VOA vials free from headspace/bubbles > 6mm?		X	

Section 5: Explanations / Comments

(If no comments are made, then no discrepancies noted.)

Sample -001 has 1 of 3 HCl preserved VOA vials with headspace > 6mm

Sample -002 has 2 of 3 HCl preserved VOA vials with headspace > 6mm

No additional discrepancies

Date Logged 04/12/26 By (print) Jeth Co (sign) _____

Date Labeled 04/12/26 By (print) Jeth Co (sign) _____

Analysis Results for 557419

Matt Breuer
 Waste Connections
 Chiquita Canyon Landfill
 29201 Henry Mayo Drive
 Castaic, CA 91384

Lab Job #: 557419
 Project No: CCLF STORMWATER
 Location: Chiquita Canyon Stormwater
 Date Received: 04/12/26

Sample ID: SOUTH BASIN - WESTERN INLET	Lab ID: 557419-001 Matrix: Water	Collected: 04/12/26 07:30
--	---	----------------------------------

557419-001 Analyte	Result	Qual	Units	RL	MDL	DF	Batch	Prepared	Analyzed	Chemist
Method: EPA 1664A Prep Method: METHOD										
Total Oil and Grease	ND		mg/L	5.0	0.98	1	400576	04/13/26	04/13/26	JAG
Method: EPA 200.7 Prep Method: EPA 3015A										
Calcium	30		mg/L	0.10	0.022	1	400637	04/13/26	04/13/26	SBW
Iron	4.5		mg/L	0.050	0.027	1	400637	04/13/26	04/13/26	SBW
Magnesium	4.9		mg/L	0.10	0.010	1	400637	04/13/26	04/13/26	SBW
Potassium	17		mg/L	0.50	0.15	1	400637	04/13/26	04/13/26	SBW
Sodium	54		mg/L	0.50	0.017	1	400637	04/13/26	04/13/26	SBW
Method: EPA 200.8 Prep Method: EPA 3015A										
Antimony	0.82	J	ug/L	2.0	0.058	1	400642	04/13/26	04/13/26	DXC
Arsenic	8.3		ug/L	2.0	0.059	1	400642	04/13/26	04/13/26	DXC
Barium	46		ug/L	5.0	0.069	1	400642	04/13/26	04/13/26	DXC
Beryllium	0.15	J	ug/L	1.0	0.044	1	400642	04/13/26	04/13/26	DXC
Boron	180		ug/L	100	57	10	400642	04/13/26	04/13/26	DXC
Cadmium	ND		ug/L	1.0	0.079	1	400642	04/13/26	04/13/26	DXC
Chromium	9.5		ug/L	5.0	0.14	1	400642	04/13/26	04/13/26	DXC
Cobalt	2.6		ug/L	1.0	0.033	1	400642	04/13/26	04/13/26	DXC
Copper	18		ug/L	3.0	1.4	1	400642	04/13/26	04/13/26	DXC
Lead	3.2	J	ug/L	5.0	0.31	1	400642	04/13/26	04/13/26	DXC
Manganese	68		ug/L	10	0.62	1	400642	04/13/26	04/13/26	DXC
Nickel	6.5		ug/L	5.0	0.13	1	400642	04/13/26	04/13/26	DXC
Selenium	1.2	J	ug/L	2.0	0.60	1	400642	04/13/26	04/13/26	DXC
Silver	ND		ug/L	5.0	0.087	1	400642	04/13/26	04/13/26	DXC
Thallium	0.17	J	ug/L	1.0	0.031	1	400642	04/13/26	04/13/26	DXC
Tin	ND		ug/L	5.0	0.59	1	400642	04/13/26	04/13/26	DXC
Vanadium	21		ug/L	5.0	0.25	1	400642	04/13/26	04/13/26	DXC
Zinc	38		ug/L	10	2.1	1	400642	04/13/26	04/13/26	DXC
Method: EPA 245.1 Prep Method: EPA 245.1										
Mercury	ND		ug/L	0.40	0.063	1	400622	04/13/26	04/13/26	MLL
Method: EPA 300.0 Prep Method: METHOD										
Fluoride	0.98		mg/L	0.20	0.062	1	400590	04/12/26 13:05	04/12/26 16:02	KUM
Chloride	19		mg/L	1.0	0.27	1	400590	04/12/26 13:05	04/12/26 16:02	KUM
Nitrogen, Nitrite	0.07	J	mg/L	0.10	0.01	1	400590	04/12/26 13:05	04/12/26 16:02	KUM

Analysis Results for 557419

557419-001 Analyte	Result	Qual	Units	RL	MDL	DF	Batch	Prepared	Analyzed	Chemist
Bromide	0.13	J	mg/L	0.30	0.049	1	400590	04/12/26 13:05	04/12/26 16:02	KUM
Nitrogen, Nitrate	0.72		mg/L	0.10	0.05	1	400590	04/12/26 13:05	04/12/26 16:02	KUM
Sulfate	55		mg/L	1.0	0.26	1	400590	04/12/26 13:05	04/12/26 16:02	KUM
Method: EPA 350.1 Prep Method: METHOD										
Ammonia-N	0.24		mg/L	0.10	0.068	1	400624	04/13/26	04/13/26	JAK
Method: EPA 420.1 Prep Method: METHOD										
Total Phenolics	0.086		mg/L	0.010	0.0056	1	400663	04/13/26	04/13/26	LVL
Method: EPA 625.1 Prep Method: EPA 3510C										
Benzoic acid	20	J,b	ug/L	50	11	1	400571	04/13/26	04/13/26	ZFA
2-Methylphenol	ND		ug/L	10	3.2	1	400571	04/13/26	04/13/26	ZFA
Pyridine	ND		ug/L	10	2.8	1	400571	04/13/26	04/13/26	ZFA
Phenol	ND		ug/L	10	2.1	1	400571	04/13/26	04/13/26	ZFA
Naphthalene	ND		ug/L	10	3.6	1	400571	04/13/26	04/13/26	ZFA
3-,4-Methylphenol	ND		ug/L	10	3.0	1	400571	04/13/26	04/13/26	ZFA
Cresol	ND		ug/L	10		1	400571	04/13/26	04/13/26	ZFA
a-Terpineol	ND		ug/L	10	2.1	1	400571	04/13/26	04/13/26	MSS
Surrogates	Limits									
2-Fluorophenol	39%		%REC	36-95		1	400571	04/13/26	04/13/26	ZFA
Phenol-d6	27%	*	%REC	28-82		1	400571	04/13/26	04/13/26	ZFA
2,4,6-Tribromophenol	75%		%REC	61-140		1	400571	04/13/26	04/13/26	ZFA
Nitrobenzene-d5	57%		%REC	48-123		1	400571	04/13/26	04/13/26	ZFA
2-Fluorobiphenyl	59%		%REC	51-105		1	400571	04/13/26	04/13/26	ZFA
Terphenyl-d14	64%	*	%REC	65-117		1	400571	04/13/26	04/13/26	ZFA
Method: EPA 8081A Prep Method: EPA 3510C										
alpha-BHC	ND		ug/L	0.05	0.01	0.96	400599	04/12/26	04/12/26	XLY
beta-BHC	ND		ug/L	0.05	0.01	0.96	400599	04/12/26	04/12/26	XLY
gamma-BHC	ND		ug/L	0.05	0.009	0.96	400599	04/12/26	04/12/26	XLY
delta-BHC	ND		ug/L	0.05	0.008	0.96	400599	04/12/26	04/12/26	XLY
Heptachlor	ND		ug/L	0.05	0.01	0.96	400599	04/12/26	04/12/26	XLY
Aldrin	ND		ug/L	0.05	0.02	0.96	400599	04/12/26	04/12/26	XLY
Heptachlor epoxide	ND		ug/L	0.05	0.01	0.96	400599	04/12/26	04/12/26	XLY
Endosulfan I	ND		ug/L	0.05	0.01	0.96	400599	04/12/26	04/12/26	XLY
Dieldrin	ND		ug/L	0.1	0.01	0.96	400599	04/12/26	04/12/26	XLY
4,4'-DDE	ND		ug/L	0.1	0.03	0.96	400599	04/12/26	04/12/26	XLY
Endrin	ND		ug/L	0.1	0.01	0.96	400599	04/12/26	04/12/26	XLY
Endosulfan II	ND		ug/L	0.1	0.01	0.96	400599	04/12/26	04/12/26	XLY
Endosulfan sulfate	ND		ug/L	0.1	0.02	0.96	400599	04/12/26	04/12/26	XLY
4,4'-DDD	ND		ug/L	0.1	0.03	0.96	400599	04/12/26	04/12/26	XLY
Endrin aldehyde	ND		ug/L	0.1	0.03	0.96	400599	04/12/26	04/12/26	XLY
Endrin ketone	ND		ug/L	0.1	0.02	0.96	400599	04/12/26	04/12/26	XLY
4,4'-DDT	ND		ug/L	0.1	0.07	0.96	400599	04/12/26	04/12/26	XLY
Methoxychlor	ND		ug/L	0.1	0.04	0.96	400599	04/12/26	04/12/26	XLY
Toxaphene	ND		ug/L	1.9	0.6	0.96	400599	04/12/26	04/12/26	XLY
Chlordane (Technical)	ND		ug/L	1.0	0.3	0.96	400599	04/12/26	04/12/26	XLY
Surrogates	Limits									

Analysis Results for 557419

557419-001 Analyte	Result	Qual	Units	RL	MDL	DF	Batch	Prepared	Analyzed	Chemist
TCMX	90%		%REC	29-120		0.96	400599	04/12/26	04/12/26	XLY
Decachlorobiphenyl	123%		%REC	33-132		0.96	400599	04/12/26	04/12/26	XLY

Method: EPA 8082
Prep Method: EPA 3510C

Aroclor-1016	ND		ug/L	0.48	0.23	0.96	400599	04/12/26	04/12/26	XLY
Aroclor-1221	ND		ug/L	0.48	0.42	0.96	400599	04/12/26	04/12/26	XLY
Aroclor-1232	ND		ug/L	0.48	0.24	0.96	400599	04/12/26	04/12/26	XLY
Aroclor-1242	ND		ug/L	0.48	0.31	0.96	400599	04/12/26	04/12/26	XLY
Aroclor-1248	ND		ug/L	0.48	0.21	0.96	400599	04/12/26	04/12/26	XLY
Aroclor-1254	ND		ug/L	0.48	0.30	0.96	400599	04/12/26	04/12/26	XLY
Aroclor-1260	ND		ug/L	0.48	0.28	0.96	400599	04/12/26	04/12/26	XLY
Aroclor-1262	ND		ug/L	0.48	0.26	0.96	400599	04/12/26	04/12/26	XLY
Aroclor-1268	ND		ug/L	0.48	0.27	0.96	400599	04/12/26	04/12/26	XLY

Surrogates	Limits									
Decachlorobiphenyl (PCB)	102%		%REC	28-138		0.96	400599	04/12/26	04/12/26	XLY

Method: EPA 8260B
Prep Method: EPA 5030B

Carbon Disulfide	ND		ug/L	5.0	0.3	1	400639	04/13/26	04/13/26	ZXL
Chloroprene	ND		ug/L	200	0.3	1	400639	04/13/26	04/13/26	ZXL
3-Chloropropene	ND		ug/L	5.0	0.2	1	400639	04/13/26	04/13/26	ZXL
Ethyl methacrylate	ND		ug/L	50	2.4	1	400639	04/13/26	04/13/26	ZXL
Ethanol	ND		ug/L	500	130	1	400639	04/13/26	04/13/26	ZXL
2-Hexanone	ND		ug/L	5.0	0.6	1	400639	04/13/26	04/13/26	ZXL
Isopropanol (IPA)	ND		ug/L	200	40	1	400639	04/13/26	04/13/26	ZXL
Methyl acrylonitrile	ND		ug/L	35	1.3	1	400639	04/13/26	04/13/26	ZXL
Vinyl Acetate	ND		ug/L	50	2.4	1	400639	04/13/26	04/13/26	ZXL
Acrolein	ND		ug/L	200	2.0	1	400639	04/13/26	04/13/26	ZXL
Acrylonitrile	ND		ug/L	10	0.3	1	400639	04/13/26	04/13/26	ZXL
Freon 12	ND		ug/L	5.0	0.2	1	400639	04/13/26	04/13/26	ZXL
Chloromethane	ND		ug/L	5.0	0.1	1	400639	04/13/26	04/13/26	ZXL
Vinyl Chloride	ND		ug/L	5.0	0.1	1	400639	04/13/26	04/13/26	ZXL
Bromomethane	ND		ug/L	5.0	0.3	1	400639	04/13/26	04/13/26	ZXL
Chloroethane	ND		ug/L	5.0	0.05	1	400639	04/13/26	04/13/26	ZXL
Trichlorofluoromethane	ND		ug/L	5.0	0.08	1	400639	04/13/26	04/13/26	ZXL
Iodomethane	ND		ug/L	5.0		1	400639	04/13/26	04/13/26	ZXL
Acetone	ND		ug/L	100	8.8	1	400639	04/13/26	04/13/26	ZXL
Freon 113	ND		ug/L	5.0	0.1	1	400639	04/13/26	04/13/26	ZXL
1,1-Dichloroethene	ND		ug/L	5.0	0.1	1	400639	04/13/26	04/13/26	ZXL
Methylene Chloride	ND		ug/L	10	0.2	1	400639	04/13/26	04/13/26	ZXL
MTBE	ND		ug/L	5.0	0.1	1	400639	04/13/26	04/13/26	ZXL
trans-1,2-Dichloroethene	ND		ug/L	5.0	0.1	1	400639	04/13/26	04/13/26	ZXL
1,1-Dichloroethane	ND		ug/L	5.0	0.07	1	400639	04/13/26	04/13/26	ZXL
2-Butanone	ND		ug/L	10	0.9	1	400639	04/13/26	04/13/26	ZXL
cis-1,2-Dichloroethene	ND		ug/L	5.0	0.09	1	400639	04/13/26	04/13/26	ZXL
2,2-Dichloropropane	ND		ug/L	5.0	0.09	1	400639	04/13/26	04/13/26	ZXL
Chloroform	ND		ug/L	5.0	0.07	1	400639	04/13/26	04/13/26	ZXL
Bromochloromethane	ND		ug/L	5.0	0.1	1	400639	04/13/26	04/13/26	ZXL
1,1,1-Trichloroethane	ND		ug/L	5.0	0.03	1	400639	04/13/26	04/13/26	ZXL
1,1-Dichloropropene	ND		ug/L	5.0	0.08	1	400639	04/13/26	04/13/26	ZXL
Carbon Tetrachloride	ND		ug/L	5.0	0.07	1	400639	04/13/26	04/13/26	ZXL
1,2-Dichloroethane	ND		ug/L	5.0	0.09	1	400639	04/13/26	04/13/26	ZXL

Analysis Results for 557419

557419-001 Analyte	Result	Qual	Units	RL	MDL	DF	Batch	Prepared	Analyzed	Chemist
Benzene	ND		ug/L	1.0	0.07	1	400639	04/13/26	04/13/26	ZXL
Trichloroethene	ND		ug/L	5.0	0.05	1	400639	04/13/26	04/13/26	ZXL
1,2-Dichloropropane	ND		ug/L	5.0	0.07	1	400639	04/13/26	04/13/26	ZXL
Bromodichloromethane	ND		ug/L	5.0	0.05	1	400639	04/13/26	04/13/26	ZXL
Dibromomethane	ND		ug/L	5.0	0.1	1	400639	04/13/26	04/13/26	ZXL
4-Methyl-2-Pentanone	ND		ug/L	5.0	0.5	1	400639	04/13/26	04/13/26	ZXL
cis-1,3-Dichloropropene	ND		ug/L	5.0	0.08	1	400639	04/13/26	04/13/26	ZXL
Toluene	ND		ug/L	5.0	0.05	1	400639	04/13/26	04/13/26	ZXL
trans-1,3-Dichloropropene	ND		ug/L	5.0	0.03	1	400639	04/13/26	04/13/26	ZXL
1,1,2-Trichloroethane	ND		ug/L	5.0	0.06	1	400639	04/13/26	04/13/26	ZXL
1,3-Dichloropropane	ND		ug/L	5.0	0.1	1	400639	04/13/26	04/13/26	ZXL
Tetrachloroethene	ND		ug/L	5.0	0.09	1	400639	04/13/26	04/13/26	ZXL
Dibromochloromethane	ND		ug/L	5.0	0.07	1	400639	04/13/26	04/13/26	ZXL
1,2-Dibromoethane	ND		ug/L	5.0	0.07	1	400639	04/13/26	04/13/26	ZXL
Chlorobenzene	ND		ug/L	5.0	0.05	1	400639	04/13/26	04/13/26	ZXL
1,1,1,2-Tetrachloroethane	ND		ug/L	5.0	0.06	1	400639	04/13/26	04/13/26	ZXL
Ethylbenzene	ND		ug/L	5.0	0.04	1	400639	04/13/26	04/13/26	ZXL
m,p-Xylenes	ND		ug/L	5.0	0.1	1	400639	04/13/26	04/13/26	ZXL
o-Xylene	ND		ug/L	5.0	0.06	1	400639	04/13/26	04/13/26	ZXL
Styrene	ND		ug/L	5.0	0.06	1	400639	04/13/26	04/13/26	ZXL
Bromoform	ND		ug/L	5.0	0.08	1	400639	04/13/26	04/13/26	ZXL
Isopropylbenzene	ND		ug/L	5.0	0.06	1	400639	04/13/26	04/13/26	ZXL
1,1,2,2-Tetrachloroethane	ND		ug/L	5.0	0.06	1	400639	04/13/26	04/13/26	ZXL
1,2,3-Trichloropropane	ND		ug/L	5.0	0.09	1	400639	04/13/26	04/13/26	ZXL
Propylbenzene	ND		ug/L	5.0	0.05	1	400639	04/13/26	04/13/26	ZXL
Bromobenzene	ND		ug/L	5.0	0.06	1	400639	04/13/26	04/13/26	ZXL
1,3,5-Trimethylbenzene	ND		ug/L	5.0	0.08	1	400639	04/13/26	04/13/26	ZXL
2-Chlorotoluene	ND		ug/L	5.0	0.07	1	400639	04/13/26	04/13/26	ZXL
4-Chlorotoluene	ND		ug/L	5.0	0.08	1	400639	04/13/26	04/13/26	ZXL
tert-Butylbenzene	ND		ug/L	5.0	0.07	1	400639	04/13/26	04/13/26	ZXL
1,2,4-Trimethylbenzene	ND		ug/L	5.0	0.07	1	400639	04/13/26	04/13/26	ZXL
sec-Butylbenzene	ND		ug/L	5.0	0.06	1	400639	04/13/26	04/13/26	ZXL
para-Isopropyl Toluene	ND		ug/L	5.0	0.05	1	400639	04/13/26	04/13/26	ZXL
1,3-Dichlorobenzene	ND		ug/L	5.0	0.06	1	400639	04/13/26	04/13/26	ZXL
1,4-Dichlorobenzene	ND		ug/L	5.0	0.07	1	400639	04/13/26	04/13/26	ZXL
n-Butylbenzene	ND		ug/L	5.0	0.08	1	400639	04/13/26	04/13/26	ZXL
1,2-Dichlorobenzene	ND		ug/L	5.0	0.04	1	400639	04/13/26	04/13/26	ZXL
1,2-Dibromo-3-Chloropropane	ND		ug/L	5.0	0.3	1	400639	04/13/26	04/13/26	ZXL
1,2,4-Trichlorobenzene	ND		ug/L	5.0	0.1	1	400639	04/13/26	04/13/26	ZXL
Hexachlorobutadiene	ND		ug/L	5.0	0.06	1	400639	04/13/26	04/13/26	ZXL
1,2,3-Trichlorobenzene	ND		ug/L	5.0	0.09	1	400639	04/13/26	04/13/26	ZXL
cis-1,4-Dichloro-2-butene	ND		ug/L	5.0	0.3	1	400639	04/13/26	04/13/26	ZXL
trans-1,4-Dichloro-2-butene	ND		ug/L	5.0	0.2	1	400639	04/13/26	04/13/26	ZXL
Xylene (total)	ND		ug/L	5.0		1	400639	04/13/26	04/13/26	ZXL
Surrogates				Limits						
Dibromofluoromethane	104%		%REC	70-130		1	400639	04/13/26	04/13/26	ZXL
1,2-Dichloroethane-d4	100%		%REC	70-130		1	400639	04/13/26	04/13/26	ZXL
Toluene-d8	96%		%REC	70-130		1	400639	04/13/26	04/13/26	ZXL
Bromofluorobenzene	101%		%REC	70-130		1	400639	04/13/26	04/13/26	ZXL

Method: EPA 8270C-SIM
 Prep Method: EPA 3535

1,4-Dioxane	ND		ug/L	1.0	0.87	1	400641	04/13/26	04/13/26	MSS
-------------	----	--	------	-----	------	---	--------	----------	----------	-----

Results for any subcontracted analyses are not included in this section.

Analysis Results for 557419

557419-001 Analyte	Result	Qual	Units	RL	MDL	DF	Batch	Prepared	Analyzed	Chemist
Surrogates				Limits						
1,4-Dioxane-d8 (SUR)	98%		%REC	80-120		1	400641	04/13/26	04/13/26	MSS
Method: EPA 8270E										
Prep Method: EPA 3510C										
Carbazole	ND		ug/L	10	2.8	1	400571	04/13/26	04/13/26	ZFA
N-Nitrosodimethylamine	ND		ug/L	10	2.9	1	400571	04/13/26	04/13/26	ZFA
Aniline	ND		ug/L	10	2.8	1	400571	04/13/26	04/13/26	ZFA
bis(2-Chloroethyl)ether	ND		ug/L	25	3.7	1	400571	04/13/26	04/13/26	ZFA
2-Chlorophenol	ND		ug/L	10	3.6	1	400571	04/13/26	04/13/26	ZFA
1,3-Dichlorobenzene	ND		ug/L	10	3.3	1	400571	04/13/26	04/13/26	ZFA
1,4-Dichlorobenzene	ND		ug/L	10	3.4	1	400571	04/13/26	04/13/26	ZFA
Benzyl alcohol	ND		ug/L	25	5.8	1	400571	04/13/26	04/13/26	ZFA
1,2-Dichlorobenzene	ND		ug/L	10	3.3	1	400571	04/13/26	04/13/26	ZFA
bis(2-Chloroisopropyl) ether	ND		ug/L	10	3.8	1	400571	04/13/26	04/13/26	ZFA
N-Nitroso-di-n-propylamine	ND		ug/L	10	3.9	1	400571	04/13/26	04/13/26	ZFA
Hexachloroethane	ND		ug/L	10	3.0	1	400571	04/13/26	04/13/26	ZFA
Nitrobenzene	ND		ug/L	25	8.4	1	400571	04/13/26	04/13/26	ZFA
Isophorone	ND		ug/L	10	3.7	1	400571	04/13/26	04/13/26	ZFA
2-Nitrophenol	ND		ug/L	10	5.4	1	400571	04/13/26	04/13/26	ZFA
2,4-Dimethylphenol	ND		ug/L	10	3.2	1	400571	04/13/26	04/13/26	ZFA
bis(2-Chloroethoxy)methane	ND		ug/L	10	3.7	1	400571	04/13/26	04/13/26	ZFA
2,4-Dichlorophenol	ND		ug/L	10	3.7	1	400571	04/13/26	04/13/26	ZFA
1,2,4-Trichlorobenzene	ND		ug/L	10	3.4	1	400571	04/13/26	04/13/26	ZFA
4-Chloroaniline	ND		ug/L	10	3.1	1	400571	04/13/26	04/13/26	ZFA
Hexachlorobutadiene	ND		ug/L	10	2.2	1	400571	04/13/26	04/13/26	ZFA
4-Chloro-3-methylphenol	ND		ug/L	10	3.6	1	400571	04/13/26	04/13/26	ZFA
2-Methylnaphthalene	ND		ug/L	10	3.4	1	400571	04/13/26	04/13/26	ZFA
Hexachlorocyclopentadiene	ND		ug/L	25	7.8	1	400571	04/13/26	04/13/26	ZFA
2,4,6-Trichlorophenol	ND		ug/L	10	4.1	1	400571	04/13/26	04/13/26	ZFA
2,4,5-Trichlorophenol	ND		ug/L	10	3.7	1	400571	04/13/26	04/13/26	ZFA
2-Chloronaphthalene	ND		ug/L	10	3.4	1	400571	04/13/26	04/13/26	ZFA
2-Nitroaniline	ND		ug/L	50	4.3	1	400571	04/13/26	04/13/26	ZFA
Dimethylphthalate	ND		ug/L	10	3.4	1	400571	04/13/26	04/13/26	ZFA
Acenaphthylene	ND		ug/L	10	3.9	1	400571	04/13/26	04/13/26	ZFA
2,6-Dinitrotoluene	ND		ug/L	10	4.4	1	400571	04/13/26	04/13/26	ZFA
3-Nitroaniline	ND		ug/L	10	4.0	1	400571	04/13/26	04/13/26	ZFA
Acenaphthene	ND		ug/L	10	3.2	1	400571	04/13/26	04/13/26	ZFA
2,4-Dinitrophenol	ND		ug/L	50	15	1	400571	04/13/26	04/13/26	ZFA
4-Nitrophenol	ND		ug/L	50	8.5	1	400571	04/13/26	04/13/26	ZFA
Dibenzofuran	ND		ug/L	10	3.2	1	400571	04/13/26	04/13/26	ZFA
2,4-Dinitrotoluene	ND		ug/L	10	4.3	1	400571	04/13/26	04/13/26	ZFA
Diethylphthalate	ND		ug/L	10	2.9	1	400571	04/13/26	04/13/26	ZFA
Fluorene	ND		ug/L	10	3.1	1	400571	04/13/26	04/13/26	ZFA
4-Chlorophenyl-phenylether	ND		ug/L	10	3.1	1	400571	04/13/26	04/13/26	ZFA
4-Nitroaniline	ND		ug/L	10	3.3	1	400571	04/13/26	04/13/26	ZFA
4,6-Dinitro-2-methylphenol	ND		ug/L	50	17	1	400571	04/13/26	04/13/26	ZFA
N-Nitrosodiphenylamine	ND		ug/L	10	4.0	1	400571	04/13/26	04/13/26	ZFA
1,2-diphenylhydrazine (as azobenzene)	ND		ug/L	10	2.9	1	400571	04/13/26	04/13/26	ZFA
4-Bromophenyl-phenylether	ND		ug/L	10	3.3	1	400571	04/13/26	04/13/26	ZFA
Hexachlorobenzene	ND		ug/L	10	3.0	1	400571	04/13/26	04/13/26	ZFA

Analysis Results for 557419

557419-001 Analyte	Result	Qual	Units	RL	MDL	DF	Batch	Prepared	Analyzed	Chemist	
Pentachlorophenol	ND		ug/L	25	5.7	1	400571	04/13/26	04/13/26	ZFA	
Phenanthrene	ND		ug/L	10	2.9	1	400571	04/13/26	04/13/26	ZFA	
Anthracene	ND		ug/L	10	2.8	1	400571	04/13/26	04/13/26	ZFA	
Di-n-butylphthalate	ND		ug/L	10	3.0	1	400571	04/13/26	04/13/26	ZFA	
Fluoranthene	ND		ug/L	10	2.8	1	400571	04/13/26	04/13/26	ZFA	
Benzidine	ND		ug/L	50	19	1	400571	04/13/26	04/13/26	ZFA	
Pyrene	ND		ug/L	10	2.7	1	400571	04/13/26	04/13/26	ZFA	
Butylbenzylphthalate	ND		ug/L	10	3.6	1	400571	04/13/26	04/13/26	ZFA	
3,3'-Dichlorobenzidine	ND		ug/L	25	5.2	1	400571	04/13/26	04/13/26	ZFA	
Benzo(a)anthracene	ND		ug/L	10	2.4	1	400571	04/13/26	04/13/26	ZFA	
Chrysene	ND		ug/L	10	2.5	1	400571	04/13/26	04/13/26	ZFA	
bis(2-Ethylhexyl)phthalate	ND		ug/L	10	3.3	1	400571	04/13/26	04/13/26	ZFA	
Di-n-octylphthalate	ND		ug/L	10	4.7	1	400571	04/13/26	04/13/26	ZFA	
Benzo(b)fluoranthene	ND		ug/L	10	3.0	1	400571	04/13/26	04/13/26	ZFA	
Benzo(k)fluoranthene	ND		ug/L	10	3.1	1	400571	04/13/26	04/13/26	ZFA	
Benzo(a)pyrene	ND		ug/L	10	3.1	1	400571	04/13/26	04/13/26	ZFA	
Indeno(1,2,3-cd)pyrene	ND		ug/L	10	4.2	1	400571	04/13/26	04/13/26	ZFA	
Dibenz(a,h)anthracene	ND		ug/L	10	4.2	1	400571	04/13/26	04/13/26	ZFA	
Benzo(g,h,i)perylene	ND		ug/L	10	4.1	1	400571	04/13/26	04/13/26	ZFA	
Surrogates				Limits							
2-Fluorophenol	39%		%REC	15-120			1	400571	04/13/26	04/13/26	ZFA
Phenol-d6	27%		%REC	15-120			1	400571	04/13/26	04/13/26	ZFA
2,4,6-Tribromophenol	75%		%REC	15-140			1	400571	04/13/26	04/13/26	ZFA
Nitrobenzene-d5	57%		%REC	15-123			1	400571	04/13/26	04/13/26	ZFA
2-Fluorobiphenyl	59%		%REC	15-120			1	400571	04/13/26	04/13/26	ZFA
Terphenyl-d14	64%		%REC	15-120			1	400571	04/13/26	04/13/26	ZFA
Method: SM 4500-CN-E Prep Method: METHOD											
Cyanide	ND		mg/L	0.0050	0.0017	0.5	400772	04/14/26	04/15/26	JAK	
Method: SM 4500-S2-D Prep Method: METHOD											
Sulfide	ND		mg/L	0.10			1	400888	04/15/26	04/15/26	TXC
Method: SM 5310B Prep Method: SM 5310B											
Total Organic Carbon	60		mg/L	1.0	0.49		1	400651	04/13/26	04/13/26	BDR
Method: SM 9221B Prep Method: METHOD											
Coliform, Total	>1,600		MPN/100ml	1.8			1	400660	04/12/26 12:42	04/14/26 17:13	BPH
Method: SM 9221F											
Coliform, E. Coli	170		MPN/100ml	1.8			1	400660	04/12/26 12:42	04/14/26 17:13	BPH
Method: SM2130B											
Turbidity	130		NTU	0.20	0.12		1	400670	04/13/26 14:30	04/13/26 14:30	BDR
Method: SM2320B Prep Method: METHOD											
Bicarbonate	140		mg/L	2.4			1	400657	04/13/26	04/13/26	WWC
Alkalinity, Total as CaCO3	120		mg/L	2.0			1	400657	04/13/26	04/13/26	WWC
Method: SM2510B Prep Method: METHOD											

Analysis Results for 557419

557419-001 Analyte	Result	Qual	Units	RL	MDL	DF	Batch	Prepared	Analyzed	Chemist
Specific Conductance	400		umhos/cm	1.0		1	400602	04/12/26	04/12/26	RDL
Method: SM2540C Prep Method: METHOD										
Total Dissolved Solids	370		mg/L	20		2	400593	04/12/26	04/13/26	RDL
Method: SM2540D Prep Method: METHOD										
Total Suspended Solids	61		mg/L	0.5		1	400598	04/12/26	04/13/26	CDR
Method: SM5210B Prep Method: METHOD										
Biochemical Oxygen Demand	50		mg/L	3.0		1	400645	04/13/26 14:21	04/18/26 12:16	WWC
Method: SM5220D Prep Method: SM 5220D										
Chemical Oxygen Demand	170		mg/L	4.0	2.6	1	400666	04/13/26	04/13/26	RDL

Analysis Results for 557419

Sample ID: SOUTH BASIN - EASTERN INLET	Lab ID: 557419-002 Matrix: Water	Collected: 04/12/26 07:40
--	---	----------------------------------

557419-002 Analyte	Result	Qual	Units	RL	MDL	DF	Batch	Prepared	Analyzed	Chemist
Method: EPA 1664A Prep Method: METHOD										
Total Oil and Grease	1.4	J	mg/L	4.9	0.96	0.99	400576	04/13/26	04/13/26	JAG
Method: EPA 200.7 Prep Method: EPA 3015A										
Calcium	99		mg/L	0.10	0.022	1	400637	04/13/26	04/13/26	SBW
Iron	18		mg/L	0.050	0.027	1	400637	04/13/26	04/13/26	SBW
Magnesium	14		mg/L	0.10	0.010	1	400637	04/13/26	04/13/26	SBW
Potassium	11		mg/L	0.50	0.15	1	400637	04/13/26	04/13/26	SBW
Sodium	69		mg/L	0.50	0.017	1	400637	04/13/26	04/13/26	SBW
Method: EPA 200.8 Prep Method: EPA 3015A										
Antimony	0.99	J	ug/L	2.0	0.058	1	400642	04/13/26	04/13/26	DXC
Arsenic	8.1		ug/L	2.0	0.059	1	400642	04/13/26	04/13/26	DXC
Barium	160		ug/L	5.0	0.069	1	400642	04/13/26	04/13/26	DXC
Beryllium	0.53	J	ug/L	1.0	0.044	1	400642	04/13/26	04/13/26	DXC
Boron	140		ug/L	100	57	10	400642	04/13/26	04/13/26	DXC
Cadmium	0.25	J	ug/L	1.0	0.079	1	400642	04/13/26	04/13/26	DXC
Chromium	23		ug/L	5.0	0.14	1	400642	04/13/26	04/13/26	DXC
Cobalt	7.1		ug/L	1.0	0.033	1	400642	04/13/26	04/13/26	DXC
Copper	28		ug/L	3.0	1.4	1	400642	04/13/26	04/13/26	DXC
Lead	19		ug/L	5.0	0.31	1	400642	04/13/26	04/13/26	DXC
Manganese	260		ug/L	10	0.62	1	400642	04/13/26	04/13/26	DXC
Nickel	16		ug/L	5.0	0.13	1	400642	04/13/26	04/13/26	DXC
Selenium	2.0	J	ug/L	2.0	0.60	1	400642	04/13/26	04/13/26	DXC
Silver	0.18	J	ug/L	5.0	0.087	1	400642	04/13/26	04/13/26	DXC
Thallium	0.17	J	ug/L	1.0	0.031	1	400642	04/13/26	04/13/26	DXC
Tin	ND		ug/L	5.0	0.59	1	400642	04/13/26	04/13/26	DXC
Vanadium	38		ug/L	5.0	0.25	1	400642	04/13/26	04/13/26	DXC
Zinc	79		ug/L	10	2.1	1	400642	04/13/26	04/13/26	DXC
Method: EPA 245.1 Prep Method: EPA 245.1										
Mercury	0.077	J	ug/L	0.40	0.063	1	400622	04/13/26	04/13/26	MLL
Method: EPA 300.0 Prep Method: METHOD										
Fluoride	0.19	J	mg/L	0.20	0.062	1	400590	04/12/26 13:05	04/12/26 16:24	KUM
Chloride	41		mg/L	1.0	0.27	1	400590	04/12/26 13:05	04/12/26 16:24	KUM
Nitrogen, Nitrite	0.03	J	mg/L	0.10	0.01	1	400590	04/12/26 13:05	04/12/26 16:24	KUM
Bromide	0.14	J	mg/L	0.30	0.049	1	400590	04/12/26 13:05	04/12/26 16:24	KUM
Nitrogen, Nitrate	1.4		mg/L	0.10	0.05	1	400590	04/12/26 13:05	04/12/26 16:24	KUM
Sulfate	190		mg/L	5.0	1.3	5	400590	04/12/26 13:05	04/13/26 10:28	KUM

Analysis Results for 557419

557419-002 Analyte	Result	Qual	Units	RL	MDL	DF	Batch	Prepared	Analyzed	Chemist
Method: EPA 350.1 Prep Method: METHOD										
Ammonia-N	0.070	J	mg/L	0.10	0.068	1	400624	04/13/26	04/13/26	JAK
Method: EPA 420.1 Prep Method: METHOD										
Total Phenolics	ND		mg/L	0.010	0.0056	1	400663	04/13/26	04/13/26	LVL
Method: EPA 625.1 Prep Method: EPA 3510C										
a-Terpineol	ND		ug/L	10	2.1	1	400571	04/13/26	04/13/26	MSS
Benzoic acid	14	J,b	ug/L	50	11	1	400571	04/13/26	04/13/26	ZFA
2-Methylphenol	ND		ug/L	10	3.2	1	400571	04/13/26	04/13/26	ZFA
Pyridine	ND		ug/L	10	2.8	1	400571	04/13/26	04/13/26	ZFA
Phenol	ND		ug/L	10	2.1	1	400571	04/13/26	04/13/26	ZFA
Naphthalene	ND		ug/L	10	3.6	1	400571	04/13/26	04/13/26	ZFA
3-,4-Methylphenol	ND		ug/L	10	3.0	1	400571	04/13/26	04/13/26	ZFA
Cresol	ND		ug/L	10		1	400571	04/13/26	04/13/26	ZFA
Surrogates				Limits						
2-Fluorophenol	42%		%REC	36-95		1	400571	04/13/26	04/13/26	ZFA
Phenol-d6	28%		%REC	28-82		1	400571	04/13/26	04/13/26	ZFA
2,4,6-Tribromophenol	84%		%REC	61-140		1	400571	04/13/26	04/13/26	ZFA
Nitrobenzene-d5	62%		%REC	48-123		1	400571	04/13/26	04/13/26	ZFA
2-Fluorobiphenyl	60%		%REC	51-105		1	400571	04/13/26	04/13/26	ZFA
Terphenyl-d14	71%		%REC	65-117		1	400571	04/13/26	04/13/26	ZFA
Method: EPA 8081A Prep Method: EPA 3510C										
alpha-BHC	ND		ug/L	0.05	0.01	0.93	400599	04/12/26	04/12/26	XLY
beta-BHC	ND		ug/L	0.05	0.01	0.93	400599	04/12/26	04/12/26	XLY
gamma-BHC	ND		ug/L	0.05	0.009	0.93	400599	04/12/26	04/12/26	XLY
delta-BHC	ND		ug/L	0.05	0.008	0.93	400599	04/12/26	04/12/26	XLY
Heptachlor	ND		ug/L	0.05	0.01	0.93	400599	04/12/26	04/12/26	XLY
Aldrin	ND		ug/L	0.05	0.02	0.93	400599	04/12/26	04/12/26	XLY
Heptachlor epoxide	ND		ug/L	0.05	0.01	0.93	400599	04/12/26	04/12/26	XLY
Endosulfan I	ND		ug/L	0.05	0.01	0.93	400599	04/12/26	04/12/26	XLY
Dieldrin	ND		ug/L	0.09	0.01	0.93	400599	04/12/26	04/12/26	XLY
4,4'-DDE	ND		ug/L	0.09	0.03	0.93	400599	04/12/26	04/12/26	XLY
Endrin	ND		ug/L	0.09	0.01	0.93	400599	04/12/26	04/12/26	XLY
Endosulfan II	ND		ug/L	0.09	0.01	0.93	400599	04/12/26	04/12/26	XLY
Endosulfan sulfate	ND		ug/L	0.09	0.02	0.93	400599	04/12/26	04/12/26	XLY
4,4'-DDD	ND		ug/L	0.09	0.03	0.93	400599	04/12/26	04/12/26	XLY
Endrin aldehyde	ND		ug/L	0.09	0.03	0.93	400599	04/12/26	04/12/26	XLY
Endrin ketone	ND		ug/L	0.09	0.02	0.93	400599	04/12/26	04/12/26	XLY
4,4'-DDT	ND		ug/L	0.09	0.06	0.93	400599	04/12/26	04/12/26	XLY
Methoxychlor	ND		ug/L	0.09	0.04	0.93	400599	04/12/26	04/12/26	XLY
Toxaphene	ND		ug/L	1.9	0.5	0.93	400599	04/12/26	04/12/26	XLY
Chlordane (Technical)	ND		ug/L	0.9	0.3	0.93	400599	04/12/26	04/12/26	XLY
Surrogates				Limits						
TCMX	53%		%REC	29-120		0.93	400599	04/12/26	04/12/26	XLY
Decachlorobiphenyl	77%		%REC	33-132		0.93	400599	04/12/26	04/12/26	XLY
Method: EPA 8082 Prep Method: EPA 3510C										
Aroclor-1016	ND		ug/L	0.47	0.23	0.93	400599	04/12/26	04/12/26	XLY

Analysis Results for 557419

557419-002 Analyte	Result	Qual	Units	RL	MDL	DF	Batch	Prepared	Analyzed	Chemist
Aroclor-1221	ND		ug/L	0.47	0.41	0.93	400599	04/12/26	04/12/26	XLY
Aroclor-1232	ND		ug/L	0.47	0.23	0.93	400599	04/12/26	04/12/26	XLY
Aroclor-1242	ND		ug/L	0.47	0.30	0.93	400599	04/12/26	04/12/26	XLY
Aroclor-1248	ND		ug/L	0.47	0.21	0.93	400599	04/12/26	04/12/26	XLY
Aroclor-1254	ND		ug/L	0.47	0.29	0.93	400599	04/12/26	04/12/26	XLY
Aroclor-1260	ND		ug/L	0.47	0.27	0.93	400599	04/12/26	04/12/26	XLY
Aroclor-1262	ND		ug/L	0.47	0.26	0.93	400599	04/12/26	04/12/26	XLY
Aroclor-1268	ND		ug/L	0.47	0.27	0.93	400599	04/12/26	04/12/26	XLY

Surrogates	Limits									
Decachlorobiphenyl (PCB)	74%		%REC	28-138		0.93	400599	04/12/26	04/12/26	XLY

Method: EPA 8260B
 Prep Method: EPA 5030B

Carbon Disulfide	ND		ug/L	5.0	0.3	1	400639	04/13/26	04/13/26	HMN
Chloroprene	ND		ug/L	200	0.3	1	400639	04/13/26	04/13/26	HMN
3-Chloropropene	ND		ug/L	5.0	0.2	1	400639	04/13/26	04/13/26	HMN
Ethyl methacrylate	ND		ug/L	50	2.4	1	400639	04/13/26	04/13/26	HMN
Ethanol	ND		ug/L	500	130	1	400639	04/13/26	04/13/26	HMN
2-Hexanone	ND		ug/L	5.0	0.6	1	400639	04/13/26	04/13/26	HMN
Isopropanol (IPA)	ND		ug/L	200	40	1	400639	04/13/26	04/13/26	HMN
Methyl acrylonitrile	ND		ug/L	35	1.3	1	400639	04/13/26	04/13/26	HMN
Vinyl Acetate	ND		ug/L	50	2.4	1	400639	04/13/26	04/13/26	HMN
Acrolein	ND		ug/L	200	2.0	1	400639	04/13/26	04/13/26	HMN
Acrylonitrile	ND		ug/L	10	0.3	1	400639	04/13/26	04/13/26	HMN
Freon 12	ND		ug/L	5.0	0.2	1	400639	04/13/26	04/13/26	HMN
Chloromethane	ND		ug/L	5.0	0.1	1	400639	04/13/26	04/13/26	HMN
Vinyl Chloride	ND		ug/L	5.0	0.1	1	400639	04/13/26	04/13/26	HMN
Bromomethane	ND		ug/L	5.0	0.3	1	400639	04/13/26	04/13/26	HMN
Chloroethane	ND		ug/L	5.0	0.05	1	400639	04/13/26	04/13/26	HMN
Trichlorofluoromethane	ND		ug/L	5.0	0.08	1	400639	04/13/26	04/13/26	HMN
Iodomethane	ND		ug/L	5.0		1	400639	04/13/26	04/13/26	HMN
Acetone	ND		ug/L	100	8.8	1	400639	04/13/26	04/13/26	HMN
Freon 113	ND		ug/L	5.0	0.1	1	400639	04/13/26	04/13/26	HMN
1,1-Dichloroethene	ND		ug/L	5.0	0.1	1	400639	04/13/26	04/13/26	HMN
Methylene Chloride	ND		ug/L	10	0.2	1	400639	04/13/26	04/13/26	HMN
MTBE	ND		ug/L	5.0	0.1	1	400639	04/13/26	04/13/26	HMN
trans-1,2-Dichloroethene	ND		ug/L	5.0	0.1	1	400639	04/13/26	04/13/26	HMN
1,1-Dichloroethane	ND		ug/L	5.0	0.07	1	400639	04/13/26	04/13/26	HMN
2-Butanone	ND		ug/L	10	0.9	1	400639	04/13/26	04/13/26	HMN
cis-1,2-Dichloroethene	ND		ug/L	5.0	0.09	1	400639	04/13/26	04/13/26	HMN
2,2-Dichloropropane	ND		ug/L	5.0	0.09	1	400639	04/13/26	04/13/26	HMN
Chloroform	ND		ug/L	5.0	0.07	1	400639	04/13/26	04/13/26	HMN
Bromochloromethane	ND		ug/L	5.0	0.1	1	400639	04/13/26	04/13/26	HMN
1,1,1-Trichloroethane	ND		ug/L	5.0	0.03	1	400639	04/13/26	04/13/26	HMN
1,1-Dichloropropene	ND		ug/L	5.0	0.08	1	400639	04/13/26	04/13/26	HMN
Carbon Tetrachloride	ND		ug/L	5.0	0.07	1	400639	04/13/26	04/13/26	HMN
1,2-Dichloroethane	ND		ug/L	5.0	0.09	1	400639	04/13/26	04/13/26	HMN
Benzene	ND		ug/L	1.0	0.07	1	400639	04/13/26	04/13/26	HMN
Trichloroethene	ND		ug/L	5.0	0.05	1	400639	04/13/26	04/13/26	HMN
1,2-Dichloropropane	ND		ug/L	5.0	0.07	1	400639	04/13/26	04/13/26	HMN
Bromodichloromethane	ND		ug/L	5.0	0.05	1	400639	04/13/26	04/13/26	HMN
Dibromomethane	ND		ug/L	5.0	0.1	1	400639	04/13/26	04/13/26	HMN
4-Methyl-2-Pentanone	ND		ug/L	5.0	0.5	1	400639	04/13/26	04/13/26	HMN

Analysis Results for 557419

557419-002 Analyte	Result	Qual	Units	RL	MDL	DF	Batch	Prepared	Analyzed	Chemist
cis-1,3-Dichloropropene	ND		ug/L	5.0	0.08	1	400639	04/13/26	04/13/26	HMN
Toluene	ND		ug/L	5.0	0.05	1	400639	04/13/26	04/13/26	HMN
trans-1,3-Dichloropropene	ND		ug/L	5.0	0.03	1	400639	04/13/26	04/13/26	HMN
1,1,2-Trichloroethane	ND		ug/L	5.0	0.06	1	400639	04/13/26	04/13/26	HMN
1,3-Dichloropropane	ND		ug/L	5.0	0.1	1	400639	04/13/26	04/13/26	HMN
Tetrachloroethene	ND		ug/L	5.0	0.09	1	400639	04/13/26	04/13/26	HMN
Dibromochloromethane	ND		ug/L	5.0	0.07	1	400639	04/13/26	04/13/26	HMN
1,2-Dibromoethane	ND		ug/L	5.0	0.07	1	400639	04/13/26	04/13/26	HMN
Chlorobenzene	ND		ug/L	5.0	0.05	1	400639	04/13/26	04/13/26	HMN
1,1,1,2-Tetrachloroethane	ND		ug/L	5.0	0.06	1	400639	04/13/26	04/13/26	HMN
Ethylbenzene	ND		ug/L	5.0	0.04	1	400639	04/13/26	04/13/26	HMN
m,p-Xylenes	ND		ug/L	5.0	0.1	1	400639	04/13/26	04/13/26	HMN
o-Xylene	ND		ug/L	5.0	0.06	1	400639	04/13/26	04/13/26	HMN
Styrene	ND		ug/L	5.0	0.06	1	400639	04/13/26	04/13/26	HMN
Bromoform	ND		ug/L	5.0	0.08	1	400639	04/13/26	04/13/26	HMN
Isopropylbenzene	ND		ug/L	5.0	0.06	1	400639	04/13/26	04/13/26	HMN
1,1,2,2-Tetrachloroethane	ND		ug/L	5.0	0.06	1	400639	04/13/26	04/13/26	HMN
1,2,3-Trichloropropane	ND		ug/L	5.0	0.09	1	400639	04/13/26	04/13/26	HMN
Propylbenzene	ND		ug/L	5.0	0.05	1	400639	04/13/26	04/13/26	HMN
Bromobenzene	ND		ug/L	5.0	0.06	1	400639	04/13/26	04/13/26	HMN
1,3,5-Trimethylbenzene	ND		ug/L	5.0	0.08	1	400639	04/13/26	04/13/26	HMN
2-Chlorotoluene	ND		ug/L	5.0	0.07	1	400639	04/13/26	04/13/26	HMN
4-Chlorotoluene	ND		ug/L	5.0	0.08	1	400639	04/13/26	04/13/26	HMN
tert-Butylbenzene	ND		ug/L	5.0	0.07	1	400639	04/13/26	04/13/26	HMN
1,2,4-Trimethylbenzene	ND		ug/L	5.0	0.07	1	400639	04/13/26	04/13/26	HMN
sec-Butylbenzene	ND		ug/L	5.0	0.06	1	400639	04/13/26	04/13/26	HMN
para-Isopropyl Toluene	ND		ug/L	5.0	0.05	1	400639	04/13/26	04/13/26	HMN
1,3-Dichlorobenzene	ND		ug/L	5.0	0.06	1	400639	04/13/26	04/13/26	HMN
1,4-Dichlorobenzene	ND		ug/L	5.0	0.07	1	400639	04/13/26	04/13/26	HMN
n-Butylbenzene	ND		ug/L	5.0	0.08	1	400639	04/13/26	04/13/26	HMN
1,2-Dichlorobenzene	ND		ug/L	5.0	0.04	1	400639	04/13/26	04/13/26	HMN
1,2-Dibromo-3-Chloropropane	ND		ug/L	5.0	0.3	1	400639	04/13/26	04/13/26	HMN
1,2,4-Trichlorobenzene	ND		ug/L	5.0	0.1	1	400639	04/13/26	04/13/26	HMN
Hexachlorobutadiene	ND		ug/L	5.0	0.06	1	400639	04/13/26	04/13/26	HMN
1,2,3-Trichlorobenzene	ND		ug/L	5.0	0.09	1	400639	04/13/26	04/13/26	HMN
cis-1,4-Dichloro-2-butene	ND		ug/L	5.0	0.3	1	400639	04/13/26	04/13/26	HMN
trans-1,4-Dichloro-2-butene	ND		ug/L	5.0	0.2	1	400639	04/13/26	04/13/26	HMN
Xylene (total)	ND		ug/L	5.0		1	400639	04/13/26	04/13/26	HMN
Surrogates				Limits						
Dibromofluoromethane	107%		%REC	70-130		1	400639	04/13/26	04/13/26	HMN
1,2-Dichloroethane-d4	104%		%REC	70-130		1	400639	04/13/26	04/13/26	HMN
Toluene-d8	98%		%REC	70-130		1	400639	04/13/26	04/13/26	HMN
Bromofluorobenzene	102%		%REC	70-130		1	400639	04/13/26	04/13/26	HMN
Method: EPA 8270C-SIM Prep Method: EPA 3535										
1,4-Dioxane	ND		ug/L	1.0	0.87	1	400641	04/13/26	04/13/26	ZFA
Surrogates				Limits						
1,4-Dioxane-d8 (SUR)	98%		%REC	80-120		1	400641	04/13/26	04/13/26	ZFA
Method: EPA 8270E Prep Method: EPA 3510C										

Analysis Results for 557419

557419-002 Analyte	Result	Qual	Units	RL	MDL	DF	Batch	Prepared	Analyzed	Chemist
Carbazole	ND		ug/L	10	2.8	1	400571	04/13/26	04/13/26	ZFA
N-Nitrosodimethylamine	ND		ug/L	10	2.9	1	400571	04/13/26	04/13/26	ZFA
Aniline	ND		ug/L	10	2.8	1	400571	04/13/26	04/13/26	ZFA
bis(2-Chloroethyl)ether	ND		ug/L	25	3.7	1	400571	04/13/26	04/13/26	ZFA
2-Chlorophenol	ND		ug/L	10	3.6	1	400571	04/13/26	04/13/26	ZFA
1,3-Dichlorobenzene	ND		ug/L	10	3.3	1	400571	04/13/26	04/13/26	ZFA
1,4-Dichlorobenzene	ND		ug/L	10	3.4	1	400571	04/13/26	04/13/26	ZFA
Benzyl alcohol	ND		ug/L	25	5.8	1	400571	04/13/26	04/13/26	ZFA
1,2-Dichlorobenzene	ND		ug/L	10	3.3	1	400571	04/13/26	04/13/26	ZFA
bis(2-Chloroisopropyl) ether	ND		ug/L	10	3.8	1	400571	04/13/26	04/13/26	ZFA
N-Nitroso-di-n-propylamine	ND		ug/L	10	3.9	1	400571	04/13/26	04/13/26	ZFA
Hexachloroethane	ND		ug/L	10	3.0	1	400571	04/13/26	04/13/26	ZFA
Nitrobenzene	ND		ug/L	25	8.4	1	400571	04/13/26	04/13/26	ZFA
Isophorone	ND		ug/L	10	3.7	1	400571	04/13/26	04/13/26	ZFA
2-Nitrophenol	ND		ug/L	10	5.4	1	400571	04/13/26	04/13/26	ZFA
2,4-Dimethylphenol	ND		ug/L	10	3.2	1	400571	04/13/26	04/13/26	ZFA
bis(2-Chloroethoxy)methane	ND		ug/L	10	3.7	1	400571	04/13/26	04/13/26	ZFA
2,4-Dichlorophenol	ND		ug/L	10	3.7	1	400571	04/13/26	04/13/26	ZFA
1,2,4-Trichlorobenzene	ND		ug/L	10	3.4	1	400571	04/13/26	04/13/26	ZFA
4-Chloroaniline	ND		ug/L	10	3.1	1	400571	04/13/26	04/13/26	ZFA
Hexachlorobutadiene	ND		ug/L	10	2.2	1	400571	04/13/26	04/13/26	ZFA
4-Chloro-3-methylphenol	ND		ug/L	10	3.6	1	400571	04/13/26	04/13/26	ZFA
2-Methylnaphthalene	ND		ug/L	10	3.4	1	400571	04/13/26	04/13/26	ZFA
Hexachlorocyclopentadiene	ND		ug/L	25	7.8	1	400571	04/13/26	04/13/26	ZFA
2,4,6-Trichlorophenol	ND		ug/L	10	4.1	1	400571	04/13/26	04/13/26	ZFA
2,4,5-Trichlorophenol	ND		ug/L	10	3.7	1	400571	04/13/26	04/13/26	ZFA
2-Chloronaphthalene	ND		ug/L	10	3.4	1	400571	04/13/26	04/13/26	ZFA
2-Nitroaniline	ND		ug/L	50	4.3	1	400571	04/13/26	04/13/26	ZFA
Dimethylphthalate	ND		ug/L	10	3.4	1	400571	04/13/26	04/13/26	ZFA
Acenaphthylene	ND		ug/L	10	3.9	1	400571	04/13/26	04/13/26	ZFA
2,6-Dinitrotoluene	ND		ug/L	10	4.4	1	400571	04/13/26	04/13/26	ZFA
3-Nitroaniline	ND		ug/L	10	4.0	1	400571	04/13/26	04/13/26	ZFA
Acenaphthene	ND		ug/L	10	3.2	1	400571	04/13/26	04/13/26	ZFA
2,4-Dinitrophenol	ND		ug/L	50	15	1	400571	04/13/26	04/13/26	ZFA
4-Nitrophenol	ND		ug/L	50	8.5	1	400571	04/13/26	04/13/26	ZFA
Dibenzofuran	ND		ug/L	10	3.2	1	400571	04/13/26	04/13/26	ZFA
2,4-Dinitrotoluene	ND		ug/L	10	4.3	1	400571	04/13/26	04/13/26	ZFA
Diethylphthalate	ND		ug/L	10	2.9	1	400571	04/13/26	04/13/26	ZFA
Fluorene	ND		ug/L	10	3.1	1	400571	04/13/26	04/13/26	ZFA
4-Chlorophenyl-phenylether	ND		ug/L	10	3.1	1	400571	04/13/26	04/13/26	ZFA
4-Nitroaniline	ND		ug/L	10	3.3	1	400571	04/13/26	04/13/26	ZFA
4,6-Dinitro-2-methylphenol	ND		ug/L	50	17	1	400571	04/13/26	04/13/26	ZFA
N-Nitrosodiphenylamine	ND		ug/L	10	4.0	1	400571	04/13/26	04/13/26	ZFA
1,2-diphenylhydrazine (as azobenzene)	ND		ug/L	10	2.9	1	400571	04/13/26	04/13/26	ZFA
4-Bromophenyl-phenylether	ND		ug/L	10	3.3	1	400571	04/13/26	04/13/26	ZFA
Hexachlorobenzene	ND		ug/L	10	3.0	1	400571	04/13/26	04/13/26	ZFA
Pentachlorophenol	ND		ug/L	25	5.7	1	400571	04/13/26	04/13/26	ZFA
Phenanthrene	ND		ug/L	10	2.9	1	400571	04/13/26	04/13/26	ZFA
Anthracene	ND		ug/L	10	2.8	1	400571	04/13/26	04/13/26	ZFA
Di-n-butylphthalate	ND		ug/L	10	3.0	1	400571	04/13/26	04/13/26	ZFA
Fluoranthene	ND		ug/L	10	2.8	1	400571	04/13/26	04/13/26	ZFA

Analysis Results for 557419

557419-002 Analyte	Result	Qual	Units	RL	MDL	DF	Batch	Prepared	Analyzed	Chemist
Benzidine	ND		ug/L	50	19	1	400571	04/13/26	04/13/26	ZFA
Pyrene	ND		ug/L	10	2.7	1	400571	04/13/26	04/13/26	ZFA
Butylbenzylphthalate	ND		ug/L	10	3.6	1	400571	04/13/26	04/13/26	ZFA
3,3'-Dichlorobenzidine	ND		ug/L	25	5.2	1	400571	04/13/26	04/13/26	ZFA
Benzo(a)anthracene	ND		ug/L	10	2.4	1	400571	04/13/26	04/13/26	ZFA
Chrysene	ND		ug/L	10	2.5	1	400571	04/13/26	04/13/26	ZFA
bis(2-Ethylhexyl)phthalate	ND		ug/L	10	3.3	1	400571	04/13/26	04/13/26	ZFA
Di-n-octylphthalate	ND		ug/L	10	4.7	1	400571	04/13/26	04/13/26	ZFA
Benzo(b)fluoranthene	ND		ug/L	10	3.0	1	400571	04/13/26	04/13/26	ZFA
Benzo(k)fluoranthene	ND		ug/L	10	3.1	1	400571	04/13/26	04/13/26	ZFA
Benzo(a)pyrene	ND		ug/L	10	3.1	1	400571	04/13/26	04/13/26	ZFA
Indeno(1,2,3-cd)pyrene	ND		ug/L	10	4.2	1	400571	04/13/26	04/13/26	ZFA
Dibenz(a,h)anthracene	ND		ug/L	10	4.2	1	400571	04/13/26	04/13/26	ZFA
Benzo(g,h,i)perylene	ND		ug/L	10	4.1	1	400571	04/13/26	04/13/26	ZFA
Surrogates				Limits						
2-Fluorophenol	42%		%REC	15-120		1	400571	04/13/26	04/13/26	ZFA
Phenol-d6	28%		%REC	15-120		1	400571	04/13/26	04/13/26	ZFA
2,4,6-Tribromophenol	84%		%REC	15-140		1	400571	04/13/26	04/13/26	ZFA
Nitrobenzene-d5	62%		%REC	15-123		1	400571	04/13/26	04/13/26	ZFA
2-Fluorobiphenyl	60%		%REC	15-120		1	400571	04/13/26	04/13/26	ZFA
Terphenyl-d14	71%		%REC	15-120		1	400571	04/13/26	04/13/26	ZFA
Method: SM 4500-CN-E Prep Method: METHOD										
Cyanide	ND		mg/L	0.0050	0.0017	0.5	400772	04/14/26	04/15/26	JAK
Method: SM 4500-S2-D Prep Method: METHOD										
Sulfide	ND		mg/L	0.10		1	400888	04/15/26	04/15/26	TXC
Method: SM 5310B Prep Method: SM 5310B										
Total Organic Carbon	12		mg/L	1.0	0.49	1	400651	04/13/26	04/13/26	BDR
Method: SM 9221B Prep Method: METHOD										
Coliform, Total	>1,600		MPN/100ml	1.8		1	400660	04/12/26 12:42	04/14/26 17:13	BPH
Method: SM 9221F										
Coliform, E. Coli	21		MPN/100ml	1.8		1	400660	04/12/26 12:42	04/14/26 17:13	BPH
Method: SM2130B										
Turbidity	780		NTU	0.20	0.12	1	400670	04/13/26 14:30	04/13/26 14:30	BDR
Method: SM2320B Prep Method: METHOD										
Bicarbonate	150		mg/L	2.4		1	400657	04/13/26	04/13/26	WWC
Alkalinity, Total as CaCO3	120		mg/L	2.0		1	400657	04/13/26	04/13/26	WWC
Method: SM2510B Prep Method: METHOD										
Specific Conductance	710		umhos/cm	1.0		1	400602	04/12/26	04/12/26	RDL
Method: SM2540C Prep Method: METHOD										
Total Dissolved Solids	660		mg/L	20		2	400593	04/12/26	04/13/26	RDL

Analysis Results for 557419

557419-002 Analyte	Result	Qual	Units	RL	MDL	DF	Batch	Prepared	Analyzed	Chemist
Method: SM2540D Prep Method: METHOD										
Total Suspended Solids	440		mg/L	0.5		1	400598	04/12/26	04/13/26	CDR
Method: SM5210B Prep Method: METHOD										
Biochemical Oxygen Demand	3.5	BOD5	mg/L	3.0		1	400645	04/13/26 14:21	04/18/26 12:16	WWC
Method: SM5220D Prep Method: SM 5220D										
Chemical Oxygen Demand	48		mg/L	4.0	2.6	1	400600	04/12/26	04/12/26	RDL

- * Value is outside QC limits
- > Value exceeds indicated concentration
- BOD5 Estimated result, under-depleted, highest volume replicate reported
- J Estimated value
- ND Not Detected
- b See narrative

Batch QC

Type: Blank	Lab ID: QC1359385	Batch: 400576
Matrix: Water	Method: EPA 1664A	Prep Method: METHOD

QC1359385 Analyte	Result	Qual	Units	RL	MDL	Prepared	Analyzed
Total Oil and Grease	ND		mg/L	5.0	0.97	04/12/26	04/13/26

Type: Lab Control Sample	Lab ID: QC1359386	Batch: 400576
Matrix: Water	Method: EPA 1664A	Prep Method: METHOD

QC1359386 Analyte	Result	Spiked	Units	Recovery	Qual	Limits
Total Oil and Grease	36.20	40.00	mg/L	91%		78-114

Type: Lab Control Sample Duplicate	Lab ID: QC1359387	Batch: 400576
Matrix: Water	Method: EPA 1664A	Prep Method: METHOD

QC1359387 Analyte	Result	Spiked	Units	Recovery	Qual	Limits	RPD	RPD Lim
Total Oil and Grease	34.10	40.00	mg/L	85%		78-114	6	18

Type: Blank	Lab ID: QC1359493	Batch: 400637
Matrix: Water	Method: EPA 200.7	Prep Method: EPA 3015A

QC1359493 Analyte	Result	Qual	Units	RL	MDL	Prepared	Analyzed
Calcium	ND		mg/L	0.10	0.022	04/13/26	04/13/26
Iron	ND		mg/L	0.027	0.027	04/13/26	04/13/26
Magnesium	ND		mg/L	0.10	0.010	04/13/26	04/13/26
Potassium	ND		mg/L	0.50	0.15	04/13/26	04/13/26
Sodium	ND		mg/L	0.50	0.017	04/13/26	04/13/26

Type: Lab Control Sample	Lab ID: QC1359494	Batch: 400637
Matrix: Water	Method: EPA 200.7	Prep Method: EPA 3015A

QC1359494 Analyte	Result	Spiked	Units	Recovery	Qual	Limits
Calcium	20.96	20.40	mg/L	103%		85-115
Iron	0.4035	0.4000	mg/L	101%		85-115
Magnesium	20.81	20.40	mg/L	102%		85-115
Potassium	24.74	24.00	mg/L	103%		85-115
Sodium	20.75	20.40	mg/L	102%		85-115

Batch QC

Type: Matrix Spike	Lab ID: QC1359495	Batch: 400637
Matrix (Source ID): Water (557386-001)	Method: EPA 200.7	Prep Method: EPA 3015A

QC1359495 Analyte	Result	Source Sample Result	Spiked	Units	Recovery	Qual	Limits	DF
Calcium	56.53	37.15	20.40	mg/L	95%		75-125	1
Iron	1.152	0.7839	0.4000	mg/L	92%		75-125	1
Magnesium	25.21	5.884	20.40	mg/L	95%		75-125	1
Potassium	43.42	18.68	24.00	mg/L	103%		75-125	1
Sodium	835.3	819.8	20.40	mg/L	76%	NM	75-125	1

Type: Matrix Spike Duplicate	Lab ID: QC1359496	Batch: 400637
Matrix (Source ID): Water (557386-001)	Method: EPA 200.7	Prep Method: EPA 3015A

QC1359496 Analyte	Result	Source Sample Result	Spiked	Units	Recovery	Qual	Limits	RPD	RPD Lim	DF
Calcium	57.47	37.15	20.40	mg/L	100%		75-125	2	20	1
Iron	1.149	0.7839	0.4000	mg/L	91%		75-125	0	20	1
Magnesium	25.63	5.884	20.40	mg/L	97%		75-125	2	20	1
Potassium	44.01	18.68	24.00	mg/L	106%		75-125	1	20	1
Sodium	847.6	819.8	20.40	mg/L	136%	NM	75-125	1	20	1

Type: Serial Dilution	Lab ID: QC1359549	Batch: 400637
Matrix (Source ID): Water (557386-001)	Method: EPA 200.7	Prep Method: EPA 3015A

QC1359549 Analyte	Result	Source Sample Result	Units	Qual	RPD	RPD Lim	DF
Calcium	37.49	37.15	mg/L				5
Iron	0.7831	0.7839	mg/L				5
Magnesium	6.034	5.884	mg/L				5
Potassium	17.67	18.68	mg/L				5
Sodium	949.1	819.8	mg/L				5

Batch QC

Type: Blank	Lab ID: QC1359514	Batch: 400642
Matrix: Water	Method: EPA 200.8	Prep Method: EPA 3015A

QC1359514 Analyte	Result	Qual	Units	RL	MDL	Prepared	Analyzed
Antimony	0.082	J	ug/L	2.0	0.058	04/13/26	04/13/26
Arsenic	ND		ug/L	2.0	0.059	04/13/26	04/13/26
Barium	0.10	J	ug/L	5.0	0.069	04/13/26	04/13/26
Beryllium	ND		ug/L	1.0	0.044	04/13/26	04/13/26
Boron	ND		ug/L	10	5.7	04/13/26	04/13/26
Cadmium	ND		ug/L	1.0	0.079	04/13/26	04/13/26
Chromium	ND		ug/L	5.0	0.14	04/13/26	04/13/26
Cobalt	ND		ug/L	1.0	0.033	04/13/26	04/13/26
Copper	ND		ug/L	3.0	1.4	04/13/26	04/13/26
Lead	ND		ug/L	5.0	0.31	04/13/26	04/13/26
Manganese	ND		ug/L	10	0.62	04/13/26	04/13/26
Nickel	0.14	J	ug/L	5.0	0.13	04/13/26	04/13/26
Selenium	ND		ug/L	2.0	0.60	04/13/26	04/13/26
Silver	ND		ug/L	5.0	0.087	04/13/26	04/13/26
Thallium	ND		ug/L	1.0	0.031	04/13/26	04/13/26
Tin	ND		ug/L	5.0	0.59	04/13/26	04/13/26
Vanadium	ND		ug/L	5.0	0.25	04/13/26	04/13/26
Zinc	ND		ug/L	10	2.1	04/13/26	04/13/26

Type: Lab Control Sample	Lab ID: QC1359515	Batch: 400642
Matrix: Water	Method: EPA 200.8	Prep Method: EPA 3015A

QC1359515 Analyte	Result	Spiked	Units	Recovery	Qual	Limits
Antimony	107.0	100.0	ug/L	107%		85-115
Arsenic	96.96	100.0	ug/L	97%		85-115
Barium	101.0	100.0	ug/L	101%		85-115
Beryllium	96.69	100.0	ug/L	97%		85-115
Boron	94.38	100.0	ug/L	94%		85-115
Cadmium	100.8	100.0	ug/L	101%		85-115
Chromium	100.3	100.0	ug/L	100%		85-115
Cobalt	102.5	100.0	ug/L	103%		85-115
Copper	102.7	100.0	ug/L	103%		85-115
Lead	96.51	100.0	ug/L	97%		85-115
Manganese	100.2	100.0	ug/L	100%		85-115
Nickel	102.4	100.0	ug/L	102%		85-115
Selenium	95.98	100.0	ug/L	96%		85-115
Silver	50.28	50.00	ug/L	101%		85-115
Thallium	97.50	100.0	ug/L	97%		85-115
Tin	93.82	100.0	ug/L	94%		85-115
Vanadium	100.3	100.0	ug/L	100%		85-115
Zinc	97.54	100.0	ug/L	98%		85-115

Batch QC

Type: Matrix Spike	Lab ID: QC1359516	Batch: 400642
Matrix (Source ID): Water (557419-001)	Method: EPA 200.8	Prep Method: EPA 3015A

QC1359516 Analyte	Result	Source Sample Result	Spiked	Units	Recovery	Qual	Limits	DF
Antimony	97.59	0.8210	100.0	ug/L	97%		70-130	10
Arsenic	102.6	8.256	100.0	ug/L	94%		70-130	10
Barium	145.2	45.57	100.0	ug/L	100%		70-130	10
Beryllium	97.50	0.1520	100.0	ug/L	97%		70-130	10
Boron	245.3	176.6	100.0	ug/L	69%	*	70-130	10
Cadmium	96.49	ND	100.0	ug/L	96%		70-130	10
Chromium	109.0	9.455	100.0	ug/L	100%		70-130	10
Cobalt	106.3	2.597	100.0	ug/L	104%		70-130	10
Copper	124.7	17.66	100.0	ug/L	107%		70-130	10
Lead	96.32	3.151	100.0	ug/L	93%		70-130	10
Manganese	173.6	68.14	100.0	ug/L	105%		70-130	10
Nickel	110.2	6.527	100.0	ug/L	104%		70-130	10
Selenium	92.45	1.176	100.0	ug/L	91%		70-130	10
Silver	49.83	ND	50.00	ug/L	100%		70-130	10
Thallium	93.95	0.1660	100.0	ug/L	94%		70-130	10
Tin	74.28	ND	100.0	ug/L	74%		70-130	10
Vanadium	118.9	21.21	100.0	ug/L	98%		70-130	10
Zinc	139.0	38.38	100.0	ug/L	101%		70-130	10

Type: Matrix Spike Duplicate	Lab ID: QC1359517	Batch: 400642
Matrix (Source ID): Water (557419-001)	Method: EPA 200.8	Prep Method: EPA 3015A

QC1359517 Analyte	Result	Source Sample Result	Spiked	Units	Recovery	Qual	Limits	RPD	RPD Lim	DF
Antimony	98.89	0.8210	100.0	ug/L	98%		70-130	1	20	10
Arsenic	102.3	8.256	100.0	ug/L	94%		70-130	0	20	10
Barium	147.8	45.57	100.0	ug/L	102%		70-130	2	20	10
Beryllium	95.68	0.1520	100.0	ug/L	96%		70-130	2	20	10
Boron	235.9	176.6	100.0	ug/L	59%	*	70-130	4	20	10
Cadmium	99.85	ND	100.0	ug/L	100%		70-130	3	20	10
Chromium	108.1	9.455	100.0	ug/L	99%		70-130	1	20	10
Cobalt	105.4	2.597	100.0	ug/L	103%		70-130	1	20	10
Copper	122.1	17.66	100.0	ug/L	104%		70-130	2	20	10
Lead	100.5	3.151	100.0	ug/L	97%		70-130	4	20	10
Manganese	167.9	68.14	100.0	ug/L	100%		70-130	3	20	10
Nickel	109.7	6.527	100.0	ug/L	103%		70-130	0	20	10
Selenium	91.20	1.176	100.0	ug/L	90%		70-130	1	20	10
Silver	49.83	ND	50.00	ug/L	100%		70-130	0	20	10
Thallium	97.50	0.1660	100.0	ug/L	97%		70-130	4	20	10
Tin	71.34	ND	100.0	ug/L	71%		70-130	4	20	10
Vanadium	118.3	21.21	100.0	ug/L	97%		70-130	0	20	10
Zinc	140.2	38.38	100.0	ug/L	102%		70-130	1	20	10

Batch QC

Type: Blank	Lab ID: QC1359428	Batch: 400622
Matrix: Water	Method: EPA 245.1	Prep Method: EPA 245.1

QC1359428 Analyte	Result	Qual	Units	RL	MDL	Prepared	Analyzed
Mercury	ND		ug/L	0.40	0.063	04/13/26	04/13/26

Type: Lab Control Sample	Lab ID: QC1359429	Batch: 400622
Matrix: Water	Method: EPA 245.1	Prep Method: EPA 245.1

QC1359429 Analyte	Result	Spiked	Units	Recovery	Qual	Limits
Mercury	4.664	5.000	ug/L	93%		85-115

Type: Matrix Spike	Lab ID: QC1359430	Batch: 400622
Matrix (Source ID): Water (557420-002)	Method: EPA 245.1	Prep Method: EPA 245.1

QC1359430 Analyte	Result	Source Sample Result	Spiked	Units	Recovery	Qual	Limits	DF
Mercury	899.7	ND	1000	ug/L	90%		75-125	200

Type: Matrix Spike Duplicate	Lab ID: QC1359431	Batch: 400622
Matrix (Source ID): Water (557420-002)	Method: EPA 245.1	Prep Method: EPA 245.1

QC1359431 Analyte	Result	Source Sample Result	Spiked	Units	Recovery	Qual	Limits	RPD	Lim	DF
Mercury	914.8	ND	1000	ug/L	91%		75-125	2	20	200

Type: Blank	Lab ID: QC1359322	Batch: 400590
Matrix: Water	Method: EPA 300.0	Prep Method: METHOD

QC1359322 Analyte	Result	Qual	Units	RL	MDL	Prepared	Analyzed
Fluoride	ND		mg/L	0.20	0.062	04/12/26 13:05	04/12/26 14:57
Chloride	ND		mg/L	1.0	0.27	04/12/26 13:05	04/12/26 14:57
Nitrogen, Nitrite	ND		mg/L	0.10	0.01	04/12/26 13:05	04/12/26 14:57
Bromide	ND		mg/L	0.30	0.049	04/12/26 13:05	04/12/26 14:57
Nitrogen, Nitrate	ND		mg/L	0.10	0.05	04/12/26 13:05	04/12/26 14:57
Sulfate	ND		mg/L	1.0	0.26	04/12/26 13:05	04/12/26 14:57

Type: Lab Control Sample	Lab ID: QC1359323	Batch: 400590
Matrix: Water	Method: EPA 300.0	Prep Method: METHOD

QC1359323 Analyte	Result	Spiked	Units	Recovery	Qual	Limits
Fluoride	10.36	10.00	mg/L	104%		90-110
Chloride	48.88	50.00	mg/L	98%		90-110
Nitrogen, Nitrite	4.714	4.567	mg/L	103%		90-110
Bromide	15.60	15.00	mg/L	104%		90-110
Nitrogen, Nitrate	4.673	4.518	mg/L	103%		90-110
Sulfate	26.46	25.00	mg/L	106%		90-110

Batch QC

Type: Matrix Spike	Lab ID: QC1359324	Batch: 400590
Matrix (Source ID): Water (557418-001)	Method: EPA 300.0	Prep Method: METHOD

QC1359324 Analyte	Result	Source Sample Result	Spiked	Units	Recovery	Qual	Limits	DF
Fluoride	29.26	0.4278	20.00	mg/L	144%	*	80-129	1
Chloride	161.9	20.72	100.0	mg/L	141%	*	80-123	1
Nitrogen, Nitrite	12.84	0.02719	9.134	mg/L	140%	*	80-122	1
Bromide	21.25	0.1792	15.00	mg/L	140%	*	80-121	1
Nitrogen, Nitrate	13.00	0.3109	9.036	mg/L	140%	*	80-123	1
Sulfate	215.2	162.5	50.00	mg/L	105%	E	79-124	1

Type: Matrix Spike Duplicate	Lab ID: QC1359325	Batch: 400590
Matrix (Source ID): Water (557418-001)	Method: EPA 300.0	Prep Method: METHOD

QC1359325 Analyte	Result	Source Sample Result	Spiked	Units	Recovery	Qual	Limits	RPD	RPD Lim	DF
Fluoride	24.69	0.4278	20.00	mg/L	121%		80-129	17	21	1
Chloride	140.2	20.72	100.0	mg/L	119%		80-123	14	20	1
Nitrogen, Nitrite	10.79	0.02719	9.134	mg/L	118%		80-122	17	21	1
Bromide	17.86	0.1792	15.00	mg/L	118%		80-121	17	20	1
Nitrogen, Nitrate	10.95	0.3109	9.036	mg/L	118%		80-123	17	20	1
Sulfate	206.9	162.5	50.00	mg/L	89%	E	79-124		20	1

Type: Blank	Lab ID: QC1359436	Batch: 400624
Matrix: Water	Method: EPA 350.1	Prep Method: METHOD

QC1359436 Analyte	Result	Qual	Units	RL	MDL	Prepared	Analyzed
Ammonia-N	ND		mg/L	0.10	0.068	04/13/26	04/13/26

Type: Lab Control Sample	Lab ID: QC1359437	Batch: 400624
Matrix: Water	Method: EPA 350.1	Prep Method: METHOD

QC1359437 Analyte	Result	Spiked	Units	Recovery	Qual	Limits
Ammonia-N	0.9038	1.000	mg/L	90%		90-110

Type: Matrix Spike	Lab ID: QC1359438	Batch: 400624
Matrix (Source ID): Water (557375-010)	Method: EPA 350.1	Prep Method: METHOD

QC1359438 Analyte	Result	Source Sample Result	Spiked	Units	Recovery	Qual	Limits	DF
Ammonia-N	1.025	ND	1.000	mg/L	103%		90-110	1

Batch QC

Type: Matrix Spike Duplicate	Lab ID: QC1359439	Batch: 400624
Matrix (Source ID): Water (557375-010)	Method: EPA 350.1	Prep Method: METHOD

QC1359439 Analyte	Result	Source Sample Result	Spiked	Units	Recovery	Qual	Limits	RPD	RPD Lim	DF
Ammonia-N	1.056	ND	1.000	mg/L	106%		90-110	3	20	1

Type: Blank	Lab ID: QC1359597	Batch: 400663
Matrix: Water	Method: EPA 420.1	Prep Method: METHOD

QC1359597 Analyte	Result	Qual	Units	RL	MDL	Prepared	Analyzed
Total Phenolics	ND		mg/L	0.010	0.0056	04/13/26	04/13/26

Type: Lab Control Sample	Lab ID: QC1359598	Batch: 400663
Matrix: Water	Method: EPA 420.1	Prep Method: METHOD

QC1359598 Analyte	Result	Spiked	Units	Recovery	Qual	Limits
Total Phenolics	0.07200	0.08000	mg/L	90%		80-120

Type: Lab Control Sample Duplicate	Lab ID: QC1359599	Batch: 400663
Matrix: Water	Method: EPA 420.1	Prep Method: METHOD

QC1359599 Analyte	Result	Spiked	Units	Recovery	Qual	Limits	RPD	RPD Lim
Total Phenolics	0.07400	0.08000	mg/L	93%		80-120	3	20

Batch QC

Type: Blank	Lab ID: QC1359238	Batch: 400571
Matrix: Water		

QC1359238 Analyte	Result	Qual	Units	RL	MDL	Prepared	Analyzed
Method: EPA 625.1							
Prep Method: EPA 3510C							
a-Terpineol	ND		ug/L	10	2.1	04/12/26	04/12/26
Benzoic acid	ND		ug/L	50	11	04/12/26	04/12/26
2-Methylphenol	ND		ug/L	10	3.2	04/12/26	04/12/26
Pyridine	ND		ug/L	10	2.8	04/12/26	04/12/26
Phenol	ND		ug/L	10	2.1	04/12/26	04/12/26
Naphthalene	ND		ug/L	10	3.6	04/12/26	04/12/26
3-,4-Methylphenol	ND		ug/L	10	3.0	04/12/26	04/12/26
Cresol	ND		ug/L	10		04/12/26	04/12/26
Surrogates				Limits			
2-Fluorophenol	53%		%REC	36-95		04/12/26	04/12/26
Phenol-d6	34%		%REC	28-82		04/12/26	04/12/26
2,4,6-Tribromophenol	86%		%REC	61-140		04/12/26	04/12/26
Nitrobenzene-d5	73%		%REC	48-123		04/12/26	04/12/26
2-Fluorobiphenyl	77%		%REC	51-105		04/12/26	04/12/26
Terphenyl-d14	85%		%REC	65-117		04/12/26	04/12/26
Method: EPA 8270E							
Prep Method: EPA 3510C							
Carbazole	ND		ug/L	10	2.8	04/12/26	04/12/26
N-Nitrosodimethylamine	ND		ug/L	10	2.9	04/12/26	04/12/26
Aniline	ND		ug/L	10	2.8	04/12/26	04/12/26
bis(2-Chloroethyl)ether	ND		ug/L	25	3.7	04/12/26	04/12/26
2-Chlorophenol	ND		ug/L	10	3.6	04/12/26	04/12/26
1,3-Dichlorobenzene	ND		ug/L	10	3.3	04/12/26	04/12/26
1,4-Dichlorobenzene	ND		ug/L	10	3.4	04/12/26	04/12/26
Benzyl alcohol	ND		ug/L	25	5.8	04/12/26	04/12/26
1,2-Dichlorobenzene	ND		ug/L	10	3.3	04/12/26	04/12/26
bis(2-Chloroisopropyl) ether	ND		ug/L	10	3.8	04/12/26	04/12/26
N-Nitroso-di-n-propylamine	ND		ug/L	10	3.9	04/12/26	04/12/26
Hexachloroethane	ND		ug/L	10	3.0	04/12/26	04/12/26
Nitrobenzene	ND		ug/L	25	8.4	04/12/26	04/12/26
Isophorone	ND		ug/L	10	3.7	04/12/26	04/12/26
2-Nitrophenol	ND		ug/L	10	5.4	04/12/26	04/12/26
2,4-Dimethylphenol	ND		ug/L	10	3.2	04/12/26	04/12/26
bis(2-Chloroethoxy)methane	ND		ug/L	10	3.7	04/12/26	04/12/26
2,4-Dichlorophenol	ND		ug/L	10	3.7	04/12/26	04/12/26
1,2,4-Trichlorobenzene	ND		ug/L	10	3.4	04/12/26	04/12/26
4-Chloroaniline	ND		ug/L	10	3.1	04/12/26	04/12/26
Hexachlorobutadiene	ND		ug/L	10	2.2	04/12/26	04/12/26
4-Chloro-3-methylphenol	ND		ug/L	10	3.6	04/12/26	04/12/26
2-Methylnaphthalene	ND		ug/L	10	3.4	04/12/26	04/12/26
Hexachlorocyclopentadiene	ND		ug/L	25	7.8	04/12/26	04/12/26
2,4,6-Trichlorophenol	ND		ug/L	10	4.1	04/12/26	04/12/26
2,4,5-Trichlorophenol	ND		ug/L	10	3.7	04/12/26	04/12/26
2-Chloronaphthalene	ND		ug/L	10	3.4	04/12/26	04/12/26
2-Nitroaniline	ND		ug/L	50	4.3	04/12/26	04/12/26

Batch QC

QC1359238 Analyte	Result	Qual	Units	RL	MDL	Prepared	Analyzed
Dimethylphthalate	ND		ug/L	10	3.4	04/12/26	04/12/26
Acenaphthylene	ND		ug/L	10	3.9	04/12/26	04/12/26
2,6-Dinitrotoluene	ND		ug/L	10	4.4	04/12/26	04/12/26
3-Nitroaniline	ND		ug/L	10	4.0	04/12/26	04/12/26
Acenaphthene	ND		ug/L	10	3.2	04/12/26	04/12/26
2,4-Dinitrophenol	ND		ug/L	50	15	04/12/26	04/12/26
4-Nitrophenol	ND		ug/L	50	8.5	04/12/26	04/12/26
Dibenzofuran	ND		ug/L	10	3.2	04/12/26	04/12/26
2,4-Dinitrotoluene	ND		ug/L	10	4.3	04/12/26	04/12/26
Diethylphthalate	ND		ug/L	10	2.9	04/12/26	04/12/26
Fluorene	ND		ug/L	10	3.1	04/12/26	04/12/26
4-Chlorophenyl-phenylether	ND		ug/L	10	3.1	04/12/26	04/12/26
4-Nitroaniline	ND		ug/L	10	3.3	04/12/26	04/12/26
4,6-Dinitro-2-methylphenol	ND		ug/L	50	17	04/12/26	04/12/26
N-Nitrosodiphenylamine	ND		ug/L	10	4.0	04/12/26	04/12/26
1,2-diphenylhydrazine (as azobenzene)	ND		ug/L	10	2.9	04/12/26	04/12/26
4-Bromophenyl-phenylether	ND		ug/L	10	3.3	04/12/26	04/12/26
Hexachlorobenzene	ND		ug/L	10	3.0	04/12/26	04/12/26
Pentachlorophenol	ND		ug/L	25	5.7	04/12/26	04/12/26
Phenanthrene	ND		ug/L	10	2.9	04/12/26	04/12/26
Anthracene	ND		ug/L	10	2.8	04/12/26	04/12/26
Di-n-butylphthalate	ND		ug/L	10	3.0	04/12/26	04/12/26
Fluoranthene	ND		ug/L	10	2.8	04/12/26	04/12/26
Benzidine	ND		ug/L	50	19	04/12/26	04/12/26
Pyrene	ND		ug/L	10	2.7	04/12/26	04/12/26
Butylbenzylphthalate	ND		ug/L	10	3.6	04/12/26	04/12/26
3,3'-Dichlorobenzidine	ND		ug/L	25	5.2	04/12/26	04/12/26
Benzo(a)anthracene	ND		ug/L	10	2.4	04/12/26	04/12/26
Chrysene	ND		ug/L	10	2.5	04/12/26	04/12/26
bis(2-Ethylhexyl)phthalate	ND		ug/L	10	3.3	04/12/26	04/12/26
Di-n-octylphthalate	ND		ug/L	10	4.7	04/12/26	04/12/26
Benzo(b)fluoranthene	ND		ug/L	10	3.0	04/12/26	04/12/26
Benzo(k)fluoranthene	ND		ug/L	10	3.1	04/12/26	04/12/26
Benzo(a)pyrene	ND		ug/L	10	3.1	04/12/26	04/12/26
Indeno(1,2,3-cd)pyrene	ND		ug/L	10	4.2	04/12/26	04/12/26
Dibenz(a,h)anthracene	ND		ug/L	10	4.2	04/12/26	04/12/26
Benzo(g,h,i)perylene	ND		ug/L	10	4.1	04/12/26	04/12/26
Surrogates				Limits			
2-Fluorophenol	53%		%REC	15-120		04/12/26	04/12/26
Phenol-d6	34%		%REC	15-120		04/12/26	04/12/26
2,4,6-Tribromophenol	86%		%REC	15-140		04/12/26	04/12/26
Nitrobenzene-d5	73%		%REC	15-123		04/12/26	04/12/26
2-Fluorobiphenyl	77%		%REC	15-120		04/12/26	04/12/26
Terphenyl-d14	85%		%REC	15-120		04/12/26	04/12/26

Batch QC

Type: Lab Control Sample	Lab ID: QC1359239	Batch: 400571
Matrix: Water		

QC1359239 Analyte	Result	Spiked	Units	Recovery	Qual	Limits
Method: EPA 625.1						
Prep Method: EPA 3510C						
2-Methylphenol	62.26	75.00	ug/L	83%		44-120
Pyridine	43.86	75.00	ug/L	58%		13-120
Phenol	29.28	75.00	ug/L	39%		10-85
Naphthalene	63.72	75.00	ug/L	85%		23-133
3-,4-Methylphenol	61.59	75.00	ug/L	82%		40-120
a-Terpineol	71.35	75.00	ug/L	95%		70-130
Surrogates						
2-Fluorophenol	21.50	40.00	ug/L	54%		36-95
Phenol-d6	14.31	40.00	ug/L	36%		28-82
2,4,6-Tribromophenol	38.40	40.00	ug/L	96%		61-140
Nitrobenzene-d5	31.46	40.00	ug/L	79%		48-123
2-Fluorobiphenyl	32.79	40.00	ug/L	82%		51-105
Terphenyl-d14	35.33	40.00	ug/L	88%		65-117
Method: EPA 8270E						
Prep Method: EPA 3510C						
Phenol	29.28	75.00	ug/L	39%		14-120
2-Chlorophenol	68.77	75.00	ug/L	92%		46-120
1,4-Dichlorobenzene	52.26	75.00	ug/L	70%		42-120
3-,4-Methylphenol	61.59	75.00	ug/L	82%		40-120
N-Nitroso-di-n-propylamine	70.08	75.00	ug/L	93%		54-121
2,4-Dimethylphenol	73.10	75.00	ug/L	97%		48-120
1,2,4-Trichlorobenzene	60.21	75.00	ug/L	80%		45-120
4-Chloro-3-methylphenol	79.49	75.00	ug/L	106%		60-121
2,4,5-Trichlorophenol	79.52	75.00	ug/L	106%		62-124
Acenaphthene	73.05	75.00	ug/L	97%		56-120
4-Nitrophenol	37.43	75.00	ug/L	50%		17-120
2,4-Dinitrotoluene	77.56	75.00	ug/L	103%		69-127
Pentachlorophenol	84.44	75.00	ug/L	113%		51-120
Pyrene	74.37	75.00	ug/L	99%		68-123
Chrysene	73.43	75.00	ug/L	98%		66-120
Benzo(b)fluoranthene	80.70	75.00	ug/L	108%		67-120
Surrogates						
2-Fluorophenol	21.50	40.00	ug/L	54%		15-120
Phenol-d6	14.31	40.00	ug/L	36%		15-120
2,4,6-Tribromophenol	38.40	40.00	ug/L	96%		15-140
Nitrobenzene-d5	31.46	40.00	ug/L	79%		15-123
2-Fluorobiphenyl	32.79	40.00	ug/L	82%		15-120
Terphenyl-d14	35.33	40.00	ug/L	88%		15-120

Batch QC

Type: Lab Control Sample Duplicate	Lab ID: QC1359240	Batch: 400571
Matrix: Water		

QC1359240 Analyte	Result	Spiked	Units	Recovery	Qual	Limits	RPD	RPD Lim
Method: EPA 625.1								
Prep Method: EPA 3510C								
2-Methylphenol	61.86	75.00	ug/L	82%		44-120	1	51
Pyridine	43.88	75.00	ug/L	59%		13-120	0	62
Phenol	29.57	75.00	ug/L	39%		10-85	1	52
Naphthalene	62.60	75.00	ug/L	83%		23-133	2	50
3-,4-Methylphenol	61.12	75.00	ug/L	81%		40-120	1	51
a-Terpineol	70.51	75.00	ug/L	94%		70-130	1	30
Surrogates								
2-Fluorophenol	21.64	40.00	ug/L	54%		36-95		
Phenol-d6	14.14	40.00	ug/L	35%		28-82		
2,4,6-Tribromophenol	38.66	40.00	ug/L	97%		61-140		
Nitrobenzene-d5	32.62	40.00	ug/L	82%		48-123		
2-Fluorobiphenyl	30.88	40.00	ug/L	77%		51-105		
Terphenyl-d14	35.97	40.00	ug/L	90%		65-117		
Method: EPA 8270E								
Prep Method: EPA 3510C								
Phenol	29.57	75.00	ug/L	39%		14-120	1	52
2-Chlorophenol	69.27	75.00	ug/L	92%		46-120	1	52
1,4-Dichlorobenzene	51.78	75.00	ug/L	69%		42-120	1	53
3-,4-Methylphenol	61.12	75.00	ug/L	81%		40-120	1	51
N-Nitroso-di-n-propylamine	68.95	75.00	ug/L	92%		54-121	2	52
2,4-Dimethylphenol	72.73	75.00	ug/L	97%		48-120	1	52
1,2,4-Trichlorobenzene	60.75	75.00	ug/L	81%		45-120	1	54
4-Chloro-3-methylphenol	78.28	75.00	ug/L	104%		60-121	2	47
2,4,5-Trichlorophenol	79.76	75.00	ug/L	106%		62-124	0	46
Acenaphthene	70.64	75.00	ug/L	94%		56-120	3	46
4-Nitrophenol	36.29	75.00	ug/L	48%		17-120	3	44
2,4-Dinitrotoluene	76.31	75.00	ug/L	102%		69-127	2	40
Pentachlorophenol	82.25	75.00	ug/L	110%		51-120	3	42
Pyrene	75.06	75.00	ug/L	100%		68-123	1	39
Chrysene	75.39	75.00	ug/L	101%		66-120	3	38
Benzo(b)fluoranthene	81.62	75.00	ug/L	109%		67-120	1	39
Surrogates								
2-Fluorophenol	21.64	40.00	ug/L	54%		15-120		
Phenol-d6	14.14	40.00	ug/L	35%		15-120		
2,4,6-Tribromophenol	38.66	40.00	ug/L	97%		15-140		
Nitrobenzene-d5	32.62	40.00	ug/L	82%		15-123		
2-Fluorobiphenyl	30.88	40.00	ug/L	77%		15-120		
Terphenyl-d14	35.97	40.00	ug/L	90%		15-120		

Batch QC

Type: Blank	Lab ID: QC1359362	Batch: 400599
Matrix: Water		

QC1359362 Analyte	Result	Qual	Units	RL	MDL	Prepared	Analyzed
Method: EPA 8081A Prep Method: EPA 3510C							
alpha-BHC	ND		ug/L	0.05	0.01	04/12/26	04/12/26
beta-BHC	ND		ug/L	0.05	0.02	04/12/26	04/12/26
gamma-BHC	ND		ug/L	0.05	0.01	04/12/26	04/12/26
delta-BHC	ND		ug/L	0.05	0.009	04/12/26	04/12/26
Heptachlor	ND		ug/L	0.05	0.02	04/12/26	04/12/26
Aldrin	ND		ug/L	0.05	0.02	04/12/26	04/12/26
Heptachlor epoxide	ND		ug/L	0.05	0.01	04/12/26	04/12/26
Endosulfan I	ND		ug/L	0.05	0.02	04/12/26	04/12/26
Dieldrin	ND		ug/L	0.1	0.01	04/12/26	04/12/26
4,4'-DDE	ND		ug/L	0.1	0.03	04/12/26	04/12/26
Endrin	ND		ug/L	0.1	0.01	04/12/26	04/12/26
Endosulfan II	ND		ug/L	0.1	0.01	04/12/26	04/12/26
Endosulfan sulfate	ND		ug/L	0.1	0.02	04/12/26	04/12/26
4,4'-DDD	ND		ug/L	0.1	0.03	04/12/26	04/12/26
Endrin aldehyde	ND		ug/L	0.1	0.03	04/12/26	04/12/26
Endrin ketone	ND		ug/L	0.1	0.03	04/12/26	04/12/26
4,4'-DDT	ND		ug/L	0.1	0.07	04/12/26	04/12/26
Methoxychlor	ND		ug/L	0.1	0.04	04/12/26	04/12/26
Toxaphene	ND		ug/L	2.0	0.6	04/12/26	04/12/26
Chlordane (Technical)	ND		ug/L	1.0	0.3	04/12/26	04/12/26
Surrogates				Limits			
TCMX	92%		%REC	29-120		04/12/26	04/12/26
Decachlorobiphenyl	113%		%REC	33-132		04/12/26	04/12/26
Method: EPA 8082 Prep Method: EPA 3510C							
Aroclor-1016	ND		ug/L	0.50	0.24	04/12/26	04/12/26
Aroclor-1221	ND		ug/L	0.50	0.44	04/12/26	04/12/26
Aroclor-1232	ND		ug/L	0.50	0.24	04/12/26	04/12/26
Aroclor-1242	ND		ug/L	0.50	0.32	04/12/26	04/12/26
Aroclor-1248	ND		ug/L	0.50	0.22	04/12/26	04/12/26
Aroclor-1254	ND		ug/L	0.50	0.31	04/12/26	04/12/26
Aroclor-1260	ND		ug/L	0.50	0.29	04/12/26	04/12/26
Aroclor-1262	ND		ug/L	0.50	0.27	04/12/26	04/12/26
Aroclor-1268	ND		ug/L	0.50	0.28	04/12/26	04/12/26
Surrogates				Limits			
Decachlorobiphenyl (PCB)	106%		%REC	28-138		04/12/26	04/12/26

Batch QC

Type: Lab Control Sample	Lab ID: QC1359363	Batch: 400599
Matrix: Water	Method: EPA 8081A	Prep Method: EPA 3510C

QC1359363 Analyte	Result	Spiked	Units	Recovery	Qual	Limits
alpha-BHC	0.5020	0.5000	ug/L	100%		66-121
beta-BHC	0.5204	0.5000	ug/L	104%		73-120
gamma-BHC	0.5205	0.5000	ug/L	104%		68-125
delta-BHC	0.5046	0.5000	ug/L	101%		68-131
Heptachlor	0.5147	0.5000	ug/L	103%		63-120
Aldrin	0.4471	0.5000	ug/L	89%		56-120
Heptachlor epoxide	0.5259	0.5000	ug/L	105%	#	65-120
Endosulfan I	0.4840	0.5000	ug/L	97%		68-124
Dieldrin	0.4815	0.5000	ug/L	96%		66-124
4,4'-DDE	0.5322	0.5000	ug/L	106%		67-131
Endrin	0.5479	0.5000	ug/L	110%		68-135
Endosulfan II	0.5458	0.5000	ug/L	109%	#	71-130
Endosulfan sulfate	0.5261	0.5000	ug/L	105%		68-128
4,4'-DDD	0.4989	0.5000	ug/L	100%		65-130
Endrin aldehyde	0.4716	0.5000	ug/L	94%		67-124
Endrin ketone	0.5545	0.5000	ug/L	111%		69-137
4,4'-DDT	0.5521	0.5000	ug/L	110%		65-136
Methoxychlor	0.6454	0.5000	ug/L	129%	#	69-150
Surrogates						
TCMX	0.3900	0.5000	ug/L	78%		29-120
Decachlorobiphenyl	0.6356	0.5000	ug/L	127%		33-132

Batch QC

Type: Lab Control Sample Duplicate	Lab ID: QC1359364	Batch: 400599
Matrix: Water	Method: EPA 8081A	Prep Method: EPA 3510C

QC1359364 Analyte	Result	Spiked	Units	Recovery	Qual	Limits	RPD	RPD Lim
alpha-BHC	0.5501	0.5000	ug/L	110%		66-121	9	20
beta-BHC	0.5394	0.5000	ug/L	108%		73-120	4	20
gamma-BHC	0.5622	0.5000	ug/L	112%		68-125	8	20
delta-BHC	0.5506	0.5000	ug/L	110%		68-131	9	20
Heptachlor	0.5549	0.5000	ug/L	111%		63-120	8	24
Aldrin	0.4888	0.5000	ug/L	98%		56-120	9	30
Heptachlor epoxide	0.5646	0.5000	ug/L	113%	#	65-120	7	20
Endosulfan I	0.5207	0.5000	ug/L	104%		68-124	7	20
Dieldrin	0.5140	0.5000	ug/L	103%		66-124	7	22
4,4'-DDE	0.5730	0.5000	ug/L	115%		67-131	7	21
Endrin	0.5890	0.5000	ug/L	118%		68-135	7	20
Endosulfan II	0.5746	0.5000	ug/L	115%	#	71-130	5	21
Endosulfan sulfate	0.5541	0.5000	ug/L	111%		68-128	5	21
4,4'-DDD	0.5334	0.5000	ug/L	107%		65-130	7	22
Endrin aldehyde	0.5044	0.5000	ug/L	101%		67-124	7	20
Endrin ketone	0.5897	0.5000	ug/L	118%		69-137	6	21
4,4'-DDT	0.5833	0.5000	ug/L	117%		65-136	6	23
Methoxychlor	0.6682	0.5000	ug/L	134%	#	69-150	3	23
Surrogates								
TCMX	0.4320	0.5000	ug/L	86%		29-120		
Decachlorobiphenyl	0.6366	0.5000	ug/L	127%		33-132		

Type: Lab Control Sample	Lab ID: QC1359365	Batch: 400599
Matrix: Water	Method: EPA 8082	Prep Method: EPA 3510C

QC1359365 Analyte	Result	Spiked	Units	Recovery	Qual	Limits
Aroclor-1016	5.457	5.000	ug/L	109%		69-120
Aroclor-1260	5.898	5.000	ug/L	118%		72-124
Surrogates						
Decachlorobiphenyl (PCB)	0.5396	0.5000	ug/L	108%		28-138

Type: Lab Control Sample Duplicate	Lab ID: QC1359366	Batch: 400599
Matrix: Water	Method: EPA 8082	Prep Method: EPA 3510C

QC1359366 Analyte	Result	Spiked	Units	Recovery	Qual	Limits	RPD	RPD Lim
Aroclor-1016	5.863	5.000	ug/L	117%		69-120	7	22
Aroclor-1260	5.980	5.000	ug/L	120%		72-124	1	25
Surrogates								
Decachlorobiphenyl (PCB)	0.5388	0.5000	ug/L	108%		28-138		

Batch QC

Type: Lab Control Sample	Lab ID: QC1359501	Batch: 400639
Matrix: Water	Method: EPA 8260B	Prep Method: EPA 5030B

QC1359501 Analyte	Result	Spiked	Units	Recovery	Qual	Limits
1,1-Dichloroethene	43.44	50.00	ug/L	87%		69-128
MTBE	48.79	50.00	ug/L	98%		66-125
Benzene	47.86	50.00	ug/L	96%		76-121
Trichloroethene	47.41	50.00	ug/L	95%		76-124
Toluene	44.79	50.00	ug/L	90%		76-120
Chlorobenzene	45.70	50.00	ug/L	91%		78-120
Surrogates						
Dibromofluoromethane	48.95	50.00	ug/L	98%		70-130
1,2-Dichloroethane-d4	48.38	50.00	ug/L	97%		70-130
Toluene-d8	49.22	50.00	ug/L	98%		70-130
Bromofluorobenzene	51.48	50.00	ug/L	103%		70-130

Type: Lab Control Sample Duplicate	Lab ID: QC1359502	Batch: 400639
Matrix: Water	Method: EPA 8260B	Prep Method: EPA 5030B

QC1359502 Analyte	Result	Spiked	Units	Recovery	Qual	Limits	RPD	RPD Lim
1,1-Dichloroethene	42.16	50.00	ug/L	84%		69-128	3	23
MTBE	48.07	50.00	ug/L	96%		66-125	1	22
Benzene	46.84	50.00	ug/L	94%		76-121	2	21
Trichloroethene	48.11	50.00	ug/L	96%		76-124	1	22
Toluene	45.27	50.00	ug/L	91%		76-120	1	21
Chlorobenzene	45.58	50.00	ug/L	91%		78-120	0	20
Surrogates								
Dibromofluoromethane	47.74	50.00	ug/L	95%		70-130		
1,2-Dichloroethane-d4	47.36	50.00	ug/L	95%		70-130		
Toluene-d8	49.40	50.00	ug/L	99%		70-130		
Bromofluorobenzene	50.72	50.00	ug/L	101%		70-130		

Batch QC

Type: Blank	Lab ID: QC1359507	Batch: 400639
Matrix: Water	Method: EPA 8260B	Prep Method: EPA 5030B

QC1359507 Analyte	Result	Qual	Units	RL	MDL	Prepared	Analyzed
Carbon Disulfide	ND		ug/L	5.0	0.3	04/13/26	04/13/26
Chloroprene	ND		ug/L	200	0.3	04/13/26	04/13/26
3-Chloropropene	ND		ug/L	5.0	0.2	04/13/26	04/13/26
Ethyl methacrylate	ND		ug/L	50	2.4	04/13/26	04/13/26
Ethanol	ND		ug/L	500	130	04/13/26	04/13/26
2-Hexanone	ND		ug/L	5.0	0.6	04/13/26	04/13/26
Isopropanol (IPA)	ND		ug/L	200	40	04/13/26	04/13/26
Methyl acrylonitrile	ND		ug/L	35	1.3	04/13/26	04/13/26
Vinyl Acetate	ND		ug/L	50	2.4	04/13/26	04/13/26
Acrolein	ND		ug/L	200	2.0	04/13/26	04/13/26
Acrylonitrile	ND		ug/L	10	0.3	04/13/26	04/13/26
Freon 12	ND		ug/L	5.0	0.2	04/13/26	04/13/26
Chloromethane	ND		ug/L	5.0	0.1	04/13/26	04/13/26
Vinyl Chloride	ND		ug/L	5.0	0.1	04/13/26	04/13/26
Bromomethane	ND		ug/L	5.0	0.3	04/13/26	04/13/26
Chloroethane	ND		ug/L	5.0	0.05	04/13/26	04/13/26
Trichlorofluoromethane	ND		ug/L	5.0	0.08	04/13/26	04/13/26
Iodomethane	ND		ug/L	5.0		04/13/26	04/13/26
Acetone	ND		ug/L	100	8.8	04/13/26	04/13/26
Freon 113	ND		ug/L	5.0	0.1	04/13/26	04/13/26
1,1-Dichloroethene	ND		ug/L	5.0	0.1	04/13/26	04/13/26
Methylene Chloride	ND		ug/L	10	0.2	04/13/26	04/13/26
MTBE	ND		ug/L	5.0	0.1	04/13/26	04/13/26
trans-1,2-Dichloroethene	ND		ug/L	5.0	0.1	04/13/26	04/13/26
1,1-Dichloroethane	ND		ug/L	5.0	0.07	04/13/26	04/13/26
2-Butanone	ND		ug/L	10	0.9	04/13/26	04/13/26
cis-1,2-Dichloroethene	ND		ug/L	5.0	0.09	04/13/26	04/13/26
2,2-Dichloropropane	ND		ug/L	5.0	0.09	04/13/26	04/13/26
Chloroform	ND		ug/L	5.0	0.07	04/13/26	04/13/26
Bromochloromethane	ND		ug/L	5.0	0.1	04/13/26	04/13/26
1,1,1-Trichloroethane	ND		ug/L	5.0	0.03	04/13/26	04/13/26
1,1-Dichloropropene	ND		ug/L	5.0	0.08	04/13/26	04/13/26
Carbon Tetrachloride	ND		ug/L	5.0	0.07	04/13/26	04/13/26
1,2-Dichloroethane	ND		ug/L	5.0	0.09	04/13/26	04/13/26
Benzene	ND		ug/L	1.0	0.07	04/13/26	04/13/26
Trichloroethene	ND		ug/L	5.0	0.05	04/13/26	04/13/26
1,2-Dichloropropane	ND		ug/L	5.0	0.07	04/13/26	04/13/26
Bromodichloromethane	ND		ug/L	5.0	0.05	04/13/26	04/13/26
Dibromomethane	ND		ug/L	5.0	0.1	04/13/26	04/13/26
4-Methyl-2-Pentanone	ND		ug/L	5.0	0.5	04/13/26	04/13/26
cis-1,3-Dichloropropene	ND		ug/L	5.0	0.08	04/13/26	04/13/26
Toluene	ND		ug/L	5.0	0.05	04/13/26	04/13/26
trans-1,3-Dichloropropene	ND		ug/L	5.0	0.03	04/13/26	04/13/26
1,1,2-Trichloroethane	ND		ug/L	5.0	0.06	04/13/26	04/13/26
1,3-Dichloropropane	ND		ug/L	5.0	0.1	04/13/26	04/13/26
Tetrachloroethene	ND		ug/L	5.0	0.09	04/13/26	04/13/26
Dibromochloromethane	ND		ug/L	5.0	0.07	04/13/26	04/13/26

Batch QC

QC1359507 Analyte	Result	Qual	Units	RL	MDL	Prepared	Analyzed
1,2-Dibromoethane	ND		ug/L	5.0	0.07	04/13/26	04/13/26
Chlorobenzene	ND		ug/L	5.0	0.05	04/13/26	04/13/26
1,1,1,2-Tetrachloroethane	ND		ug/L	5.0	0.06	04/13/26	04/13/26
Ethylbenzene	ND		ug/L	5.0	0.04	04/13/26	04/13/26
m,p-Xylenes	ND		ug/L	5.0	0.1	04/13/26	04/13/26
o-Xylene	ND		ug/L	5.0	0.06	04/13/26	04/13/26
Styrene	ND		ug/L	5.0	0.06	04/13/26	04/13/26
Bromoform	ND		ug/L	5.0	0.08	04/13/26	04/13/26
Isopropylbenzene	ND		ug/L	5.0	0.06	04/13/26	04/13/26
1,1,2,2-Tetrachloroethane	ND		ug/L	5.0	0.06	04/13/26	04/13/26
1,2,3-Trichloropropane	ND		ug/L	5.0	0.09	04/13/26	04/13/26
Propylbenzene	ND		ug/L	5.0	0.05	04/13/26	04/13/26
Bromobenzene	ND		ug/L	5.0	0.06	04/13/26	04/13/26
1,3,5-Trimethylbenzene	ND		ug/L	5.0	0.08	04/13/26	04/13/26
2-Chlorotoluene	ND		ug/L	5.0	0.07	04/13/26	04/13/26
4-Chlorotoluene	ND		ug/L	5.0	0.08	04/13/26	04/13/26
tert-Butylbenzene	ND		ug/L	5.0	0.07	04/13/26	04/13/26
1,2,4-Trimethylbenzene	ND		ug/L	5.0	0.07	04/13/26	04/13/26
sec-Butylbenzene	ND		ug/L	5.0	0.06	04/13/26	04/13/26
para-Isopropyl Toluene	ND		ug/L	5.0	0.05	04/13/26	04/13/26
1,3-Dichlorobenzene	ND		ug/L	5.0	0.06	04/13/26	04/13/26
1,4-Dichlorobenzene	ND		ug/L	5.0	0.07	04/13/26	04/13/26
n-Butylbenzene	ND		ug/L	5.0	0.08	04/13/26	04/13/26
1,2-Dichlorobenzene	ND		ug/L	5.0	0.04	04/13/26	04/13/26
1,2-Dibromo-3-Chloropropane	ND		ug/L	5.0	0.3	04/13/26	04/13/26
1,2,4-Trichlorobenzene	ND		ug/L	5.0	0.1	04/13/26	04/13/26
Hexachlorobutadiene	ND		ug/L	5.0	0.06	04/13/26	04/13/26
1,2,3-Trichlorobenzene	ND		ug/L	5.0	0.09	04/13/26	04/13/26
cis-1,4-Dichloro-2-butene	ND		ug/L	5.0	0.3	04/13/26	04/13/26
trans-1,4-Dichloro-2-butene	ND		ug/L	5.0	0.2	04/13/26	04/13/26
Xylene (total)	ND		ug/L	5.0		04/13/26	04/13/26
Surrogates				Limits			
Dibromofluoromethane	104%		%REC	70-130		04/13/26	04/13/26
1,2-Dichloroethane-d4	103%		%REC	70-130		04/13/26	04/13/26
Toluene-d8	95%		%REC	70-130		04/13/26	04/13/26
Bromofluorobenzene	103%		%REC	70-130		04/13/26	04/13/26

Batch QC

Type: Matrix Spike	Lab ID: QC1359525	Batch: 400639
Matrix (Source ID): Water (556846-003)	Method: EPA 8260B	Prep Method: EPA 5030B

QC1359525 Analyte	Result	Source Sample Result	Spiked	Units	Recovery	Qual	Limits	DF
1,1-Dichloroethene	17.48	ND	20.00	ug/L	87%		62-131	1
MTBE	18.71	ND	20.00	ug/L	94%		61-124	1
Benzene	18.88	ND	20.00	ug/L	94%		70-123	1
Trichloroethene	18.52	ND	20.00	ug/L	93%		65-131	1
Toluene	17.74	ND	20.00	ug/L	89%		69-120	1
Chlorobenzene	18.36	ND	20.00	ug/L	92%		72-121	1
Surrogates								
Dibromofluoromethane	48.21		50.00	ug/L	96%		70-130	1
1,2-Dichloroethane-d4	47.79		50.00	ug/L	96%		70-130	1
Toluene-d8	47.94		50.00	ug/L	96%		70-130	1
Bromofluorobenzene	50.50		50.00	ug/L	101%		70-130	1

Type: Matrix Spike Duplicate	Lab ID: QC1359526	Batch: 400639
Matrix (Source ID): Water (556846-003)	Method: EPA 8260B	Prep Method: EPA 5030B

QC1359526 Analyte	Result	Source Sample Result	Spiked	Units	Recovery	Qual	Limits	RPD	RPD Lim	DF
1,1-Dichloroethene	16.51	ND	20.00	ug/L	83%		62-131	6	31	1
MTBE	19.16	ND	20.00	ug/L	96%		61-124	2	30	1
Benzene	18.87	ND	20.00	ug/L	94%		70-123	0	31	1
Trichloroethene	19.59	ND	20.00	ug/L	98%		65-131	6	31	1
Toluene	18.57	ND	20.00	ug/L	93%		69-120	5	29	1
Chlorobenzene	18.14	ND	20.00	ug/L	91%		72-121	1	29	1
Surrogates										
Dibromofluoromethane	47.84		50.00	ug/L	96%		70-130			1
1,2-Dichloroethane-d4	47.68		50.00	ug/L	95%		70-130			1
Toluene-d8	50.92		50.00	ug/L	102%		70-130			1
Bromofluorobenzene	53.08		50.00	ug/L	106%		70-130			1

Type: Blank	Lab ID: QC1359511	Batch: 400641
Matrix: Water	Method: EPA 8270C-SIM	Prep Method: EPA 3535

QC1359511 Analyte	Result	Qual	Units	RL	MDL	Prepared	Analyzed
1,4-Dioxane	ND		ug/L	1.0	0.87	04/13/26	04/13/26
Surrogates							
1,4-Dioxane-d8 (SUR)	94%		%REC	80-120		04/13/26	04/13/26

Batch QC

Type: Lab Control Sample	Lab ID: QC1359512	Batch: 400641
Matrix: Water	Method: EPA 8270C-SIM	Prep Method: EPA 3535

QC1359512 Analyte	Result	Spiked	Units	Recovery	Qual	Limits
1,4-Dioxane	8.355	10.00	ug/L	84%		79-120
Surrogates						
1,4-Dioxane-d8 (SUR)	9.769	10.00	ug/L	98%		80-120

Type: Lab Control Sample Duplicate	Lab ID: QC1359513	Batch: 400641
Matrix: Water	Method: EPA 8270C-SIM	Prep Method: EPA 3535

QC1359513 Analyte	Result	Spiked	Units	Recovery	Qual	Limits	RPD	Lim
1,4-Dioxane	8.530	10.00	ug/L	85%		79-120	2	20
Surrogates								
1,4-Dioxane-d8 (SUR)	9.925	10.00	ug/L	99%		80-120		

Type: Blank	Lab ID: QC1360003	Batch: 400772
Matrix: Water	Method: SM 4500-CN-E	Prep Method: METHOD

QC1360003 Analyte	Result	Qual	Units	RL	MDL	Prepared	Analyzed
Cyanide	ND		mg/L	0.0050	0.0017	04/14/26	04/15/26

Type: Lab Control Sample	Lab ID: QC1360004	Batch: 400772
Matrix: Water	Method: SM 4500-CN-E	Prep Method: METHOD

QC1360004 Analyte	Result	Spiked	Units	Recovery	Qual	Limits
Cyanide	0.1025	0.1000	mg/L	102%		85-115

Type: Matrix Spike	Lab ID: QC1360007	Batch: 400772
Matrix (Source ID): Water (557428-002)	Method: SM 4500-CN-E	Prep Method: METHOD

QC1360007 Analyte	Result	Source Sample Result	Spiked	Units	Recovery	Qual	Limits	DF
Cyanide	0.09983	ND	0.1000	mg/L	100%		80-120	0.5

Type: Matrix Spike Duplicate	Lab ID: QC1360008	Batch: 400772
Matrix (Source ID): Water (557428-002)	Method: SM 4500-CN-E	Prep Method: METHOD

QC1360008 Analyte	Result	Source Sample Result	Spiked	Units	Recovery	Qual	Limits	RPD	Lim	DF
Cyanide	0.1023	ND	0.1000	mg/L	102%		80-120	2	20	0.5

Batch QC

Type: Blank	Lab ID: QC1360358	Batch: 400888
Matrix: Water	Method: SM 4500-S2-D	Prep Method: METHOD

QC1360358 Analyte	Result	Qual	Units	RL	MDL	Prepared	Analyzed
Sulfide	ND		mg/L	0.10		04/15/26	04/15/26

Type: Lab Control Sample	Lab ID: QC1360359	Batch: 400888
Matrix: Water	Method: SM 4500-S2-D	Prep Method: METHOD

QC1360359 Analyte	Result	Spiked	Units	Recovery	Qual	Limits
Sulfide	0.9000	1.000	mg/L	90%		90-110

Type: Matrix Spike	Lab ID: QC1360360	Batch: 400888
Matrix (Source ID): Water (557237-004)	Method: SM 4500-S2-D	Prep Method: METHOD

QC1360360 Analyte	Result	Source Sample Result	Spiked	Units	Recovery	Qual	Limits	DF
Sulfide	0.9000	ND	1.000	mg/L	90%		80-120	1

Type: Matrix Spike Duplicate	Lab ID: QC1360361	Batch: 400888
Matrix (Source ID): Water (557237-004)	Method: SM 4500-S2-D	Prep Method: METHOD

QC1360361 Analyte	Result	Source Sample Result	Spiked	Units	Recovery	Qual	Limits	RPD	RPD Lim	DF
Sulfide	0.9000	ND	1.000	mg/L	90%		80-120	0	20	1

Type: Blank	Lab ID: QC1359553	Batch: 400651
Matrix: Water	Method: SM 5310B	Prep Method: SM 5310B

QC1359553 Analyte	Result	Qual	Units	RL	MDL	Prepared	Analyzed
Total Organic Carbon	ND		mg/L	1.0	0.49	04/13/26	04/13/26

Type: Lab Control Sample	Lab ID: QC1359554	Batch: 400651
Matrix: Water	Method: SM 5310B	Prep Method: SM 5310B

QC1359554 Analyte	Result	Spiked	Units	Recovery	Qual	Limits
Total Organic Carbon	22.64	25.00	mg/L	91%		85-115

Type: Matrix Spike	Lab ID: QC1359555	Batch: 400651
Matrix (Source ID): Water (557419-001)	Method: SM 5310B	Prep Method: SM 5310B

QC1359555 Analyte	Result	Source Sample Result	Spiked	Units	Recovery	Qual	Limits	DF
Total Organic Carbon	87.63	60.06	25.00	mg/L	110%		75-125	1

Batch QC

Type: Matrix Spike Duplicate	Lab ID: QC1359556	Batch: 400651
Matrix (Source ID): Water (557419-001)	Method: SM 5310B	Prep Method: SM 5310B

QC1359556 Analyte	Result	Source Sample Result	Spiked	Units	Recovery	Qual	Limits	RPD	RPD Lim	DF
Total Organic Carbon	84.81	60.06	25.00	mg/L	99%		75-125	3	25	1

Type: Sample Duplicate	Lab ID: QC1359616	Batch: 400670
Matrix (Source ID): Water (557418-001)	Method: SM2130B	

QC1359616 Analyte	Result	Source Sample Result	Units	Qual	RPD	RPD Lim	DF
Turbidity	2,161	2165	NTU		0	20	1

Type: Blank	Lab ID: QC1359581	Batch: 400657
Matrix: Water	Method: SM2320B	Prep Method: METHOD

QC1359581 Analyte	Result	Qual	Units	RL	MDL	Prepared	Analyzed
Bicarbonate	ND		mg/L	2.4		04/13/26	04/13/26
Alkalinity, Total as CaCO3	ND		mg/L	2.0		04/13/26	04/13/26

Type: Lab Control Sample	Lab ID: QC1359583	Batch: 400657
Matrix: Water	Method: SM2320B	Prep Method: METHOD

QC1359583 Analyte	Result	Spiked	Units	Recovery	Qual	Limits
Alkalinity, Total as CaCO3	96.88	100.0	mg/L	97%		90-110

Type: Sample Duplicate	Lab ID: QC1359584	Batch: 400657
Matrix (Source ID): Water (557418-001)	Method: SM2320B	Prep Method: METHOD

QC1359584 Analyte	Result	Source Sample Result	Units	Qual	RPD	RPD Lim	DF
Bicarbonate	119.4	125.4	mg/L		5	20	1
Alkalinity, Total as CaCO3	97.86	102.8	mg/L		5	20	1

Type: Sample Duplicate	Lab ID: QC1359388	Batch: 400602
Matrix (Source ID): Water (557153-001)	Method: SM2510B	Prep Method: METHOD

QC1359388 Analyte	Result	Source Sample Result	Units	Qual	RPD	RPD Lim	DF
Specific Conductance	560.7	559.9	umhos/cm		0	20	1

Batch QC

Type: Blank	Lab ID: QC1359340	Batch: 400593
Matrix: Water	Method: SM2540C	Prep Method: METHOD

QC1359340 Analyte	Result	Qual	Units	RL	MDL	Prepared	Analyzed
Total Dissolved Solids	ND		mg/L	20		04/12/26	04/13/26

Type: Lab Control Sample	Lab ID: QC1359341	Batch: 400593
Matrix: Water	Method: SM2540C	Prep Method: METHOD

QC1359341 Analyte	Result	Spiked	Units	Recovery	Qual	Limits
Total Dissolved Solids	1,004	1000	mg/L	100%		90-110

Type: Sample Duplicate	Lab ID: QC1359342	Batch: 400593
Matrix (Source ID): Water (557120-010)	Method: SM2540C	Prep Method: METHOD

QC1359342 Analyte	Result	Source Sample Result	Units	Qual	RPD	RPD Lim	DF
Total Dissolved Solids	2,108	2150	mg/L		2	5	2

Type: Sample Duplicate	Lab ID: QC1359343	Batch: 400593
Matrix (Source ID): Water (557124-011)	Method: SM2540C	Prep Method: METHOD

QC1359343 Analyte	Result	Source Sample Result	Units	Qual	RPD	RPD Lim	DF
Total Dissolved Solids	2,666	2676	mg/L		0	5	2

Type: Blank	Lab ID: QC1359375	Batch: 400598
Matrix: Water	Method: SM2540D	Prep Method: METHOD

QC1359375 Analyte	Result	Qual	Units	RL	MDL	Prepared	Analyzed
Total Suspended Solids	ND		mg/L	0.5		04/12/26	04/13/26

Type: Lab Control Sample	Lab ID: QC1359376	Batch: 400598
Matrix: Water	Method: SM2540D	Prep Method: METHOD

QC1359376 Analyte	Result	Spiked	Units	Recovery	Qual	Limits
Total Suspended Solids	100.2	100.0	mg/L	100%		90-110

Type: Lab Control Sample Duplicate	Lab ID: QC1359377	Batch: 400598
Matrix: Water	Method: SM2540D	Prep Method: METHOD

QC1359377 Analyte	Result	Spiked	Units	Recovery	Qual	Limits	RPD	RPD Lim
Total Suspended Solids	100.4	100.0	mg/L	100%		90-110	0	5

Batch QC

Type: Sample Duplicate	Lab ID: QC1359378	Batch: 400598
Matrix (Source ID): Water (557008-001)	Method: SM2540D	Prep Method: METHOD

QC1359378 Analyte	Result	Source Sample Result	Units	Qual	RPD	RPD Lim	DF
Total Suspended Solids	1,195	1080	mg/L		10*	5	1

Type: Sample Duplicate	Lab ID: QC1359379	Batch: 400598
Matrix (Source ID): Water (557418-001)	Method: SM2540D	Prep Method: METHOD

QC1359379 Analyte	Result	Source Sample Result	Units	Qual	RPD	RPD Lim	DF
Total Suspended Solids	1,417	1390	mg/L		2	5	1

Type: Blank	Lab ID: QC1359534	Batch: 400645
Matrix: Water	Method: SM5210B	Prep Method: METHOD

QC1359534 Analyte	Result	Qual	Units	RL	MDL	Prepared	Analyzed
Biochemical Oxygen Demand	ND		mg/L	3.0		04/13/26 10:49	04/18/26 12:16

Type: Lab Control Sample	Lab ID: QC1359535	Batch: 400645
Matrix: Water	Method: SM5210B	Prep Method: METHOD

QC1359535 Analyte	Result	Spiked	Units	Recovery	Qual	Limits
Biochemical Oxygen Demand	198.3	198.0	mg/L	100%		84.6-115.4

Type: Sample Duplicate	Lab ID: QC1359536	Batch: 400645
Matrix (Source ID): Water (557418-001)	Method: SM5210B	Prep Method: METHOD

QC1359536 Analyte	Result	Source Sample Result	Units	Qual	RPD	RPD Lim	DF
Biochemical Oxygen Demand	20.79	24.13	mg/L		15	30	1

Type: Blank	Lab ID: QC1359371	Batch: 400600
Matrix: Water	Method: SM5220D	Prep Method: SM 5220D

QC1359371 Analyte	Result	Qual	Units	RL	MDL	Prepared	Analyzed
Chemical Oxygen Demand	ND		mg/L	4.0	2.6	04/12/26	04/12/26

Type: Lab Control Sample	Lab ID: QC1359372	Batch: 400600
Matrix: Water	Method: SM5220D	Prep Method: SM 5220D

QC1359372 Analyte	Result	Spiked	Units	Recovery	Qual	Limits
Chemical Oxygen Demand	108.0	100.0	mg/L	108%		90-110

Batch QC

Type: Matrix Spike	Lab ID: QC1359373	Batch: 400600
Matrix (Source ID): Water (557418-001)	Method: SM5220D	Prep Method: SM 5220D

QC1359373 Analyte	Result	Source Sample Result	Spiked	Units	Recovery	Qual	Limits	DF
Chemical Oxygen Demand	140.0	57.00	100.0	mg/L	83%		75-125	2

Type: Matrix Spike Duplicate	Lab ID: QC1359374	Batch: 400600
Matrix (Source ID): Water (557418-001)	Method: SM5220D	Prep Method: SM 5220D

QC1359374 Analyte	Result	Source Sample Result	Spiked	Units	Recovery	Qual	Limits	RPD	RPD Lim	DF
Chemical Oxygen Demand	148.0	57.00	100.0	mg/L	91%		75-125	6	20	2

Type: Blank	Lab ID: QC1359617	Batch: 400666
Matrix: Water	Method: SM5220D	Prep Method: SM 5220D

QC1359617 Analyte	Result	Qual	Units	RL	MDL	Prepared	Analyzed
Chemical Oxygen Demand	ND		mg/L	4.0	2.6	04/13/26	04/13/26

Type: Lab Control Sample	Lab ID: QC1359618	Batch: 400666
Matrix: Water	Method: SM5220D	Prep Method: SM 5220D

QC1359618 Analyte	Result	Spiked	Units	Recovery	Qual	Limits
Chemical Oxygen Demand	945.0	1000	mg/L	95%		90-110

Type: Matrix Spike	Lab ID: QC1359619	Batch: 400666
Matrix (Source ID): Water (557419-001)	Method: SM5220D	Prep Method: SM 5220D

QC1359619 Analyte	Result	Source Sample Result	Spiked	Units	Recovery	Qual	Limits	DF
Chemical Oxygen Demand	1,100	168.0	1000	mg/L	93%		75-125	2

Type: Matrix Spike Duplicate	Lab ID: QC1359620	Batch: 400666
Matrix (Source ID): Water (557419-001)	Method: SM5220D	Prep Method: SM 5220D

QC1359620 Analyte	Result	Source Sample Result	Spiked	Units	Recovery	Qual	Limits	RPD	RPD Lim	DF
Chemical Oxygen Demand	1,098	168.0	1000	mg/L	93%		75-125	0	20	2

CCV drift outside limits; average CCV drift within limits per method requirements
 * Value is outside QC limits
 E Response exceeds instrument's linear range
 J Estimated value
 ND Not Detected
 NM Not Meaningful

Laboratory Job Number 557419

Subcontracted Products

Pace Laboratories



Date of Report: 04/23/2026

David Tripp

Enthalpy Analytical - Orange
931 West Barkley Avenue
Orange, CA 92868

Client Project: EO-557419
Pace Project: Chiquita Canyon Landfill Stormwater
Pace Work Order: 2605326
Invoice ID: B534546

Enclosed are the results of analyses for samples received by the laboratory on 4/14/2026. If you have any questions concerning this report, please feel free to contact me.

Sincerely,

Shaniah Underwood

Contact Person: Shaniah Underwood
Client Service Rep.

Steven Bennett

Steven Bennett
Operations Manager

Certifications: CA ELAP #1186; NV #CA00014; OR ELAP #4032-001; AK UST101

The results in this report apply to the samples analyzed in accordance with the chain of custody document. This analytical report must be reproduced in its entirety.
All results listed in this report are for the exclusive use of the submitting party. Pace Analytical assumes no responsibility for report alteration, separation, detachment or third party interpretation.

Table of Contents

Sample Information

Chain of Custody and Cooler Receipt form.....	3
Laboratory / Client Sample Cross Reference.....	5

Sample Results

2605326-02 - SOUTH BASIN - EASTERN INLET

Organo-Phosphorus Pesticide Analysis (EPA Method 8141A).....	6
--	---

Quality Control Reports

Organo-Phosphorus Pesticide Analysis (EPA Method 8141A)


Method Blank Analysis.....	7
Laboratory Control Sample.....	8
Precision and Accuracy.....	9

Notes

Notes and Definitions.....	10
----------------------------	----



931 West Barkley Ave
Orange, CA 92868
(714) 771-6900



2605326

Subcontract Laboratory:

Pace Laboratories
4100 Atlas Court
Bakersfield, CA 93308
ATTN: Ragen Schallock
PO #: Required, to be sent via email

2605326

Enthalpy Order: EO-557419

PM: David Tripp
Email: david.tripp@enthalpy.com
CC: incomingreports@enthalpy.com
Phone: 657-581-4710

Results Due: 04/21/26

Report Level: II



Report To: MDL

EDDs: ELM_TransferOut (Standard Excel Transfer EDD, 3 tabs)

Notes:

CHIQUITA Stormwater - No dilutions please unless absolutely necessary due to matrix or other technically valid reason, requiring clear, technical explanation for client's regulator in your Case Narrative. Hold Time RUSH only if necessary to meet the hold times.

Sample ID	Collected	Lab ID	# Cont.	Matrix	Analysis Requested	Comment
SOUTH BASIN - WESTERN INLET	12-APR-2026 07:30	557419-001	1	Water	Organophosphorus Pesticides	
SOUTH BASIN - EASTERN INLET	12-APR-2026 07:40	557419-002	1	Water	Organophosphorus Pesticides	

Notes:	Relinquished By:	Received By:
		
	Date: 4-13-26 15:00	Date: 4/14/26 10:02
	Date:	Date:
	Date:	Date:



PACE ANALYTICAL		COOLER RECEIPT FORM		Page <u>1</u> Of <u>1</u>							
Submission #: <u>2605326</u>											
SHIPPING INFORMATION Fed Ex <input checked="" type="checkbox"/> UPS <input type="checkbox"/> GSO / GLS <input type="checkbox"/> Hand Delivery <input type="checkbox"/> Pace Lab Field Service <input type="checkbox"/> Other <input type="checkbox"/> (Specify) _____		SHIPPING CONTAINER Ice Chest <input checked="" type="checkbox"/> None <input type="checkbox"/> Box <input type="checkbox"/> Other <input type="checkbox"/> (Specify) _____		FREE LIQUID YES <input type="checkbox"/> NO <input checked="" type="checkbox"/> <u>W/S</u>							
Refrigerant: Ice <input checked="" type="checkbox"/> Blue Ice <input type="checkbox"/> None <input type="checkbox"/> Other <input type="checkbox"/> Comments: _____											
Custody Seals: Ice Chest <input type="checkbox"/> Containers <input type="checkbox"/> None <input checked="" type="checkbox"/> Comments: _____ Intact? Yes <input type="checkbox"/> No <input type="checkbox"/> Intact? Yes <input type="checkbox"/> No <input type="checkbox"/>											
All samples received? Yes <input checked="" type="checkbox"/> No <input type="checkbox"/> All samples containers intact? Yes <input checked="" type="checkbox"/> No <input type="checkbox"/> Description(s) match COC? Yes <input checked="" type="checkbox"/> No <input type="checkbox"/>											
COC Received <input checked="" type="checkbox"/> YES <input type="checkbox"/> NO		Emissivity: <u>0.97</u> Container: <u>N/A</u> Thermometer ID: <u>36C</u>		Date/Time <u>4/14/26</u>							
		Temperature: (A) <u>1.4</u> °C / (C) <u>1.0</u> °C		Analyst Init <u>JS</u>							
SAMPLE CONTAINERS		SAMPLE NUMBERS									
		1	2	3	4	5	6	7	8	9	10
QT PE UNPRES											
4oz / 8oz / 16oz PE UNPRES											
2oz C ¹⁵											
QT INORGANIC CHEMICAL METALS											
INORGANIC CHEMICAL METALS 4oz / 8oz / 16oz											
PT CYANIDE											
PT NITROGEN FORMS											
PT TOTAL SULFIDE											
2oz NITRATE / NITRITE											
PT TOTAL ORGANIC CARBON											
PT CHEMICAL OXYGEN DEMAND											
PT PHENOLICS											
40ml VOA VIAL TRAVEL BLANK											
40ml VOA VIAL											
QT EPA 1664B											
PT ODOR											
RADIOLOGICAL											
BACTERIOLOGICAL											
40 ml VOA VIAL- 504											
QT EPA 508/608.3/8081A											
QT EPA 515.1/8151A											
QT EPA 525.2											
QT EPA 525.2 TRAVEL BLANK											
40ml EPA 547											
40ml EPA 531.1											
8oz EPA 548.1											
QT EPA 549.2											
QT EPA 8015M											
QT EPA 8270C											
8oz / 16oz / 32oz AMBER		A	A								
8oz / 16oz / 32oz JAR											
SOIL SLEEVE											
PCB VIAL											
PLASTIC BAG											
TEDLAR BAG											
FERROUS IRON											
ENCORE											
SMART KIT											
SUMMA CANISTER											

Comments: 6-10A received
 Sample Numbering Completed By: JS Date/Time: 4/14/26 1130
 A = Actual / C = Corrected

Enthalpy Analytical - Orange
931 West Barkley Avenue
Orange, CA 92868

Reported: 04/23/2026 16:56
Project: Chiquita Canyon Landfill Stormwater
Project Number: EO-557419
Project Manager: David Tripp

Laboratory / Client Sample Cross Reference

Laboratory	Client Sample Information		
2605326-01	COC Number: --- Project Number: --- Sampling Location: --- Sampling Point: SOUTH BASIN - WESTERN INLET Sampled By: David Tripp	Receive Date: 04/14/2026 00:00 Sampling Date: 04/12/2026 07:30 Sample Depth: --- Lab Matrix: Water Sample Type: Water	
2605326-02	COC Number: --- Project Number: --- Sampling Location: --- Sampling Point: SOUTH BASIN - EASTERN INLET Sampled By: David Tripp	Receive Date: 04/14/2026 00:00 Sampling Date: 04/12/2026 07:40 Sample Depth: --- Lab Matrix: Water Sample Type: Water	

The results in this report apply to the samples analyzed in accordance with the chain of custody document. This analytical report must be reproduced in its entirety.
 All results listed in this report are for the exclusive use of the submitting party. Pace Analytical assumes no responsibility for report alteration, separation, detachment or third party interpretation.

Enthalpy Analytical - Orange
931 West Barkley Avenue
Orange, CA 92868

Reported: 04/23/2026 16:56
Project: Chiquita Canyon Landfill Stormwater
Project Number: EO-557419
Project Manager: David Tripp

Organo-Phosphorus Pesticide Analysis (EPA Method 8141A)

Pace Sample ID: 2605326-02	Client Sample Name: SOUTH BASIN - EASTERN INLET, 4/12/2026 7:40:00AM, David Tripp
-----------------------------------	--

Constituent	Result	Units	PQL	MDL	Method	MB Bias	Lab Quals	DCN
Azinphos methyl	ND	ug/L	0.50	0.12	EPA-8141A	ND		1
Bolstar	ND	ug/L	0.20	0.050	EPA-8141A	ND		1
Chlorpyrifos	ND	ug/L	0.20	0.050	EPA-8141A	ND		1
Coumaphos	ND	ug/L	0.50	0.11	EPA-8141A	ND		1
Demeton O/S	ND	ug/L	0.20	0.056	EPA-8141A	ND		1
Diazinon	ND	ug/L	0.20	0.050	EPA-8141A	ND		1
Dichlorvos	ND	ug/L	0.20	0.050	EPA-8141A	ND		1
Disulfoton	ND	ug/L	0.20	0.050	EPA-8141A	ND		1
Ethoprop	ND	ug/L	0.20	0.052	EPA-8141A	ND		1
Fensulfothion	ND	ug/L	0.20	0.051	EPA-8141A	ND		1
Fenthion	ND	ug/L	0.20	0.050	EPA-8141A	ND		1
Merphos	ND	ug/L	0.20	0.050	EPA-8141A	ND		1
Methyl parathion	ND	ug/L	0.20	0.050	EPA-8141A	ND		1
Mevinphos	ND	ug/L	0.20	0.050	EPA-8141A	ND		1
Naled	ND	ug/L	0.50	0.17	EPA-8141A	ND		1
Phorate	ND	ug/L	0.20	0.066	EPA-8141A	ND		1
Ronnel (Fenclorophos)	ND	ug/L	0.20	0.050	EPA-8141A	ND		1
Stirophos (Tetrachlorvinphos)	ND	ug/L	0.20	0.082	EPA-8141A	ND		1
Tokuthion (Prothiofos)	ND	ug/L	0.20	0.050	EPA-8141A	ND		1
Trichloronate	ND	ug/L	0.20	0.050	EPA-8141A	ND		1
Triphenylphosphate (Surrogate)	41.2	%	50 - 130 (LCL - UCL)		EPA-8141A		S09	1

DCN	Method	Prep Date	Run		Analyst	Instrument	Dilution	QC	
			Date/Time					Batch ID	Prep Method
1	EPA-8141A	04/16/26 10:15	04/20/26	19:25	IJC	GC-18	0.949	B230469	EPA 3510C

DCN = Data Continuation Number

Enthalpy Analytical - Orange
931 West Barkley Avenue
Orange, CA 92868

Reported: 04/23/2026 16:56
Project: Chiquita Canyon Landfill Stormwater
Project Number: EO-557419
Project Manager: David Tripp

Organo-Phosphorus Pesticide Analysis (EPA Method 8141A)

Quality Control Report - Method Blank Analysis

Constituent	QC Sample ID	MB Result	Units	PQL	MDL	Lab Quals	Run #
QC Batch ID: B230469							
Azinphos methyl	B230469-BLK1	ND	ug/L	0.50	0.12		1
Bolstar	B230469-BLK1	ND	ug/L	0.20	0.050		1
Chlorpyrifos	B230469-BLK1	ND	ug/L	0.20	0.050		1
Coumaphos	B230469-BLK1	ND	ug/L	0.50	0.11		1
Demeton O/S	B230469-BLK1	ND	ug/L	0.20	0.056		1
Diazinon	B230469-BLK1	ND	ug/L	0.20	0.050		1
Dichlorvos	B230469-BLK1	ND	ug/L	0.20	0.050		1
Disulfoton	B230469-BLK1	ND	ug/L	0.20	0.050		1
Ethoprop	B230469-BLK1	ND	ug/L	0.20	0.052		1
Fensulfothion	B230469-BLK1	ND	ug/L	0.20	0.051		1
Fenthion	B230469-BLK1	ND	ug/L	0.20	0.050		1
Merphos	B230469-BLK1	ND	ug/L	0.20	0.050		1
Methyl parathion	B230469-BLK1	ND	ug/L	0.20	0.050		1
Mevinphos	B230469-BLK1	ND	ug/L	0.20	0.050		1
Naled	B230469-BLK1	ND	ug/L	0.50	0.17		1
Phorate	B230469-BLK1	ND	ug/L	0.20	0.066		1
Ronnel (Fenclorphos)	B230469-BLK1	ND	ug/L	0.20	0.050		1
Stirophos (Tetrachlorvinphos)	B230469-BLK1	ND	ug/L	0.20	0.082		1
Tokuthion (Prothiofos)	B230469-BLK1	ND	ug/L	0.20	0.050		1
Trichloronate	B230469-BLK1	ND	ug/L	0.20	0.050		1
Triphenylphosphate (Surrogate)	B230469-BLK1	51.8	%	50 - 130 (LCL - UCL)			1

Run #	QC Sample ID	QC Type	Method	Prep Date	Run		Analyst	Instrument	Dilution
					Date	Time			
1	B230469-BLK1	PB	EPA-8141A	04/16/26	04/23/26	12:05	IJC	GC-18	1

The results in this report apply to the samples analyzed in accordance with the chain of custody document. This analytical report must be reproduced in its entirety.
All results listed in this report are for the exclusive use of the submitting party. Pace Analytical assumes no responsibility for report alteration, separation, detachment or third party interpretation.



Enthalpy Analytical - Orange
 931 West Barkley Avenue
 Orange, CA 92868

Reported: 04/23/2026 16:56
 Project: Chiquita Canyon Landfill Stormwater
 Project Number: EO-557419
 Project Manager: David Tripp

Organo-Phosphorus Pesticide Analysis (EPA Method 8141A)

Quality Control Report - Laboratory Control Sample

Constituent	QC Sample ID	Type	Result	Spike Level	Units	Percent Recovery	RPD	Control Limits		Lab	Run #
								Percent Recovery	RPD		
QC Batch ID: B230469											
Bolstar	B230469-BS1	LCS	1.3650	2.0000	ug/L	68.2		50 - 130			1
Chlorpyrifos	B230469-BS1	LCS	1.4700	2.0000	ug/L	73.5		60 - 120			1
Diazinon	B230469-BS1	LCS	1.4350	2.0000	ug/L	71.8		60 - 130			1
Methyl parathion	B230469-BS1	LCS	1.5150	2.0000	ug/L	75.8		60 - 120			1
Mevinphos	B230469-BS1	LCS	1.2500	2.0000	ug/L	62.5		50 - 120			1
Ronnel (Fenchlorphos)	B230469-BS1	LCS	1.5100	2.0000	ug/L	75.5		50 - 120			1
Stirophos (Tetrachlorvinphos)	B230469-BS1	LCS	1.5700	2.0000	ug/L	78.5		50 - 120			1
Triphenylphosphate (Surrogate)	B230469-BS1	LCS	2.0450	2.5000	ug/L	81.8		50 - 130			1

Run #	QC Sample ID	QC Type	Method	Prep Date	Run		Analyst	Instrument	Dilution
					Date	Time			
1	B230469-BS1	LCS	EPA-8141A	04/16/26	04/23/26	12:35	IJC	GC-18	1

The results in this report apply to the samples analyzed in accordance with the chain of custody document. This analytical report must be reproduced in its entirety. All results listed in this report are for the exclusive use of the submitting party. Pace Analytical assumes no responsibility for report alteration, separation, detachment or third party interpretation.

Enthalpy Analytical - Orange
931 West Barkley Avenue
Orange, CA 92868

Reported: 04/23/2026 16:56
Project: Chiquita Canyon Landfill Stormwater
Project Number: EO-557419
Project Manager: David Tripp

Organo-Phosphorus Pesticide Analysis (EPA Method 8141A)

Quality Control Report - Precision & Accuracy

Constituent	Type	Source Sample ID	Source Result	Result	Spike Added	Units	RPD	Percent Recovery	Control Limits		Lab Quals	R#
									RPD	Percent Recovery		
QC Batch ID: B230469		Used client sample: N										
Bolstar	MS	2605255-02	ND	1.4555	1.9342	ug/L		75.2		60 - 120		1
	MSD	2605255-02	ND	1.8200	2.0000	ug/L	22.3	91.0	30	60 - 120		2
Chlorpyrifos	MS	2605255-02	ND	1.4797	1.9342	ug/L		76.5		60 - 120		1
	MSD	2605255-02	ND	1.5850	2.0000	ug/L	6.9	79.2	30	60 - 120		2
Diazinon	MS	2605255-02	ND	1.3201	1.9342	ug/L		68.3		60 - 130		1
	MSD	2605255-02	ND	1.4200	2.0000	ug/L	7.3	71.0	30	60 - 130		2
Methyl parathion	MS	2605255-02	ND	1.7360	1.9342	ug/L		89.8		60 - 120		1
	MSD	2605255-02	ND	1.4500	2.0000	ug/L	18.0	72.5	30	60 - 120		2
Mevinphos	MS	2605255-02	ND	1.7505	1.9342	ug/L		90.5		50 - 120		1
	MSD	2605255-02	ND	1.7400	2.0000	ug/L	0.6	87.0	30	50 - 120		2
Ronnel (Fenclorphos)	MS	2605255-02	ND	1.5909	1.9342	ug/L		82.2		50 - 120		1
	MSD	2605255-02	ND	1.5700	2.0000	ug/L	1.3	78.5	30	50 - 120		2
Stirophos (Tetrachlorvinphos)	MS	2605255-02	ND	1.7747	1.9342	ug/L		91.7		50 - 120		1
	MSD	2605255-02	ND	1.8800	2.0000	ug/L	5.8	94.0	30	50 - 120		2
Triphenylphosphate (Surrogate)	MS	2605255-02	ND	1.7698	2.4178	ug/L		73.2		50 - 130		1
	MSD	2605255-02	ND	1.7400	2.5000	ug/L	1.7	69.6		50 - 130		2

Run #	QC Sample ID	QC Type	Method	Prep Date	Run		Analyst	Instrument	Dilution
					Date	Time			
1	B230469-MS1	MS	EPA-8141A	04/16/26	04/20/26	12:30	IJC	GC-18	0.967
2	B230469-MSD1	MSD	EPA-8141A	04/16/26	04/20/26	12:59	IJC	GC-18	1

The results in this report apply to the samples analyzed in accordance with the chain of custody document. This analytical report must be reproduced in its entirety.
All results listed in this report are for the exclusive use of the submitting party. Pace Analytical assumes no responsibility for report alteration, separation, detachment or third party interpretation.



Enthalpy Analytical - Orange
931 West Barkley Avenue
Orange, CA 92868

Reported: 04/23/2026 16:56
Project: Chiquita Canyon Landfill Stormwater
Project Number: EO-557419
Project Manager: David Tripp

Notes And Definitions

- MDL Method Detection Limit
- ND Analyte Not Detected
- PQL Practical Quantitation Limit
- S09 The surrogate recovery for this compound was not within the control limits.

Laboratory Job Number 557419

Subcontracted Products

McCampbell Analytical, Inc.



McC Campbell Analytical, Inc.

"When Quality Counts"

Analytical Report

WorkOrder: 2604A50

Report Created for: Enthalpy Analytical

931 West Barkley Avenue
Orange, CA 92868

Project Contact: David Tripp

Project P.O.: 096843

Project: EO-557419

Project Location:

Project Received: 04/14/2026

Analytical Report reviewed & approved for release on 04/21/2026 by:

Tracy Babjar
Project Manager

The report shall not be reproduced except in full, without the written approval of the laboratory. The analytical results relate only to the items tested. Results reported conform to the most current regulatory standards, where applicable, unless otherwise stated.





Glossary of Terms & Qualifier Definitions

Client: Enthalpy Analytical

WorkOrder: 2604A50

Project: EO-557419

Glossary Abbreviation

%D	Serial Dilution Percent Difference
95% Interval	95% Confident Interval
CCV	Continuing Calibration Verification.
CCV REC (%)	The % recovery of Continuing Calibration Verification
DF	Dilution Factor
DI WET	(DISTLC) Waste Extraction Test using DI water
DISS	Dissolved (sample filtered using a 0.45 µm filter size)
DLT	Dilution Test (Serial Dilution)
DUP	Duplicate
EDL	Estimated Detection Limit
ITEF	International Toxicity Equivalence Factor
LCS	Laboratory Control Sample
LCS2	Second LCS for the batch. Spike level is lower than that for the first LCS; applicable to method 1633.
LQL	Lowest Quantitation Level
MB	Method Blank
MB IS/SS % Rec	% Recovery of Internal Standard or Surrogate in Method Blank, if applicable
MB SS % Rec	% Recovery of Surrogate in Method Blank, if applicable
MDL	Method Detection Limit ¹
ML	Minimum Level of Quantitation
MS	Matrix Spike
MSD	Matrix Spike Duplicate
NA	Not Applicable
ND	Not detected at or above the indicated MDL (if present) or RL.
NR	Data Not Reported due to matrix interference or insufficient sample amount.
PDS	Post Digestion Spike
PF	Prep Factor
RD	Relative Difference
RL	Reporting Limit ²
RPD	Relative Percent Difference
RRT	Relative Retention Time
RSD	Relative Standard Deviation
SPK Val	Spike Value
SPKRef Val	Spike Reference Value
SPLP	Synthetic Precipitation Leachate Procedure

¹ MDL is the minimum measured concentration of a substance that can be reported with 99% confidence that the measured concentration is distinguishable from method blank results. Definition and Procedure for the Determination of the Method Detection Limit, Revision 2, 40CFR, Part 136, Appendix B, EPA 821-R-16-006, December 2016. Values are based upon our default extraction volume/amount and are subject to change.

² RL is the lowest level that can be reliably determined within specified limits of precision and accuracy during routine laboratory operating conditions. (The RL cannot be lower than the lowest calibration standard used in the initial calibration of the instrument and must be greater than the MDL.) Values are based upon our default extraction volume/amount and are subject to change.



Glossary of Terms & Qualifier Definitions

Client: Enthalpy Analytical

WorkOrder: 2604A50

Project: EO-557419

TCLP	Toxicity Characteristic Leachate Procedure
TEQ	Toxicity Equivalents
TNTC	"Too Numerous to Count;" greater than 250 colonies observed on the plate.
TPH-Diesel	Sample results for semi-volatile TPH (diesel, kerosene, oil, etc) were calculated using a background subtraction procedure to correct for instrument baseline rise (column bleed) as described in Sec 7.7.2.2 of EPA 8015 B, C.
TZA	TimeZone Net Adjustment for sample collected outside of MAI's Coordinated Universal Time (UTC). (Adjustment for Daylight Saving is not accounted.)
WET (STLC)	Waste Extraction Test (Soluble Threshold Limit Concentration)

Analytical Qualifiers

a3	Sample diluted due to high organic content interfering with quantitative/or qualitative analysis.
b1	Aqueous sample that contains greater than ~1 vol. % sediment



Analytical Report

Client: Enthalpy Analytical
Date Received: 04/14/2026 9:09
Date Prepared: 04/15/2026
Project: EO-557419

WorkOrder: 2604A50
Extraction Method: E8151A
Analytical Method: E8151A
Unit: µg/L

Chlorinated Herbicides by GC-ECD

Client ID	Lab ID	Matrix	Date Collected	Instrument FileID	Batch ID
SOUTH BASIN - WESTERN INLET	2604A50-001A	Water	04/12/2026 07:30	GC15A 04152624.D	339708

Analytes	Result	MDL	RL	DF	Date Analyzed
Acifluorfen	ND	5.3	10	10	04/15/2026 22:45
Bentazon	ND	3.2	10	10	04/15/2026 22:45
Chloramben	ND	6.4	10	10	04/15/2026 22:45
2,4-D (Dichlorophenoxyacetic acid)	ND	0.79	2.0	10	04/15/2026 22:45
2,4-DB	ND	4.2	10	10	04/15/2026 22:45
Dalapon	ND	7.7	10	10	04/15/2026 22:45
D CPA (mono & diacid)	ND	5.0	10	10	04/15/2026 22:45
Dicamba	ND	0.74	2.0	10	04/15/2026 22:45
3,5-Dichlorobenzoic Acid	ND	2.4	10	10	04/15/2026 22:45
Dichloroprop	ND	3.5	10	10	04/15/2026 22:45
Dinoseb (DNBP)	ND	3.0	10	10	04/15/2026 22:45
MCPA	ND	13	20	10	04/15/2026 22:45
MCPP	ND	12	20	10	04/15/2026 22:45
4-Nitrophenol	ND	7.7	10	10	04/15/2026 22:45
Pentachlorophenol (PCP)	ND	0.55	2.0	10	04/15/2026 22:45
Picloram	ND	3.8	10	10	04/15/2026 22:45
2,4,5-T (Trichlorophenoxy acetic acid)	ND	1.0	2.0	10	04/15/2026 22:45
2,4,5-TP (Silvex)	ND	1.6	5.0	10	04/15/2026 22:45

Surrogates	REC (%)	Limits	DF	Date Analyzed
DCAA	106	60-140	10	04/15/2026 22:45

Analyst(s): DP

Analytical Comments: a3,b1



Analytical Report

Client: Enthalpy Analytical
Date Received: 04/14/2026 9:09
Date Prepared: 04/15/2026
Project: EO-557419

WorkOrder: 2604A50
Extraction Method: E8151A
Analytical Method: E8151A
Unit: µg/L

Chlorinated Herbicides by GC-ECD

Client ID	Lab ID	Matrix	Date Collected	Instrument FileID	Batch ID
SOUTH BASIN - EASTERN INLET	2604A50-002A	Water	04/12/2026 07:40	GC15A 04152625.D	339708

Analytes	Result	MDL	RL	DF	Date Analyzed
Acifluorfen	ND	5.3	10	10	04/15/2026 23:09
Bentazon	ND	3.2	10	10	04/15/2026 23:09
Chloramben	ND	6.4	10	10	04/15/2026 23:09
2,4-D (Dichlorophenoxyacetic acid)	ND	0.79	2.0	10	04/15/2026 23:09
2,4-DB	ND	4.2	10	10	04/15/2026 23:09
Dalapon	ND	7.7	10	10	04/15/2026 23:09
DCPA (mono & diacid)	ND	5.0	10	10	04/15/2026 23:09
Dicamba	ND	0.74	2.0	10	04/15/2026 23:09
3,5-Dichlorobenzoic Acid	ND	2.4	10	10	04/15/2026 23:09
Dichloroprop	ND	3.5	10	10	04/15/2026 23:09
Dinoseb (DNBP)	ND	3.0	10	10	04/15/2026 23:09
MCPA	ND	13	20	10	04/15/2026 23:09
MCPP	ND	12	20	10	04/15/2026 23:09
4-Nitrophenol	ND	7.7	10	10	04/15/2026 23:09
Pentachlorophenol (PCP)	ND	0.55	2.0	10	04/15/2026 23:09
Picloram	ND	3.8	10	10	04/15/2026 23:09
2,4,5-T (Trichlorophenoxy acetic acid)	ND	1.0	2.0	10	04/15/2026 23:09
2,4,5-TP (Silvex)	ND	1.6	5.0	10	04/15/2026 23:09

Surrogates	REC (%)	Limits	DF	Date Analyzed
DCAA	103	60-140	10	04/15/2026 23:09

Analyst(s): DP

Analytical Comments: a3,b1



Analytical Report

Client: Enthalpy Analytical
Date Received: 04/14/2026 9:09
Date Prepared: 04/17/2026
Project: EO-557419

WorkOrder: 2604A50
Extraction Method: RSK175
Analytical Method: RSK175
Unit: µg/L

Dissolved Carbon Dioxide by RSK 175

Client ID	Lab ID	Matrix	Date Collected	Instrument FileID	Batch ID
SOUTH BASIN - WESTERN INLET	2604A50-001B	Water	04/12/2026 07:30	GC26 0417261106.D	340000

Analytes	Result	MDL	RL	DF	Date Analyzed
Carbon Dioxide	4200	250	250	5	04/17/2026 13:09

Analyst(s): CLO

Analytical Comments: b1

Client ID	Lab ID	Matrix	Date Collected	Instrument FileID	Batch ID
SOUTH BASIN - EASTERN INLET	2604A50-002B	Water	04/12/2026 07:40	GC26 0417261107.D	340000

Analytes	Result	MDL	RL	DF	Date Analyzed
Carbon Dioxide	580	50	50	1	04/17/2026 14:39

Analyst(s): CLO

Analytical Comments: b1



Quality Control Report

Client: Enthelpy Analytical
Date Prepared: 04/15/2026
Date Analyzed: 04/15/2026
Instrument: GC15A
Matrix: Water
Project: EO-557419

WorkOrder: 2604A50
BatchID: 339708
Extraction Method: E8151A
Analytical Method: E8151A
Unit: µg/L
Sample ID: MB/LCS/LCSD-339708

QC Summary Report for E8151A

Analyte	MB Result	MDL	RL	SPK Val	MB IS/SS %REC	MB IS/SS Limits
Acifluorfen	ND	0.53	1.0	-	-	-
Bentazon	ND	0.32	1.0	-	-	-
Chloramben	ND	0.64	1.0	-	-	-
2,4-D (Dichlorophenoxyacetic acid)	ND	0.079	0.20	-	-	-
2,4-DB	ND	0.42	1.0	-	-	-
Dalapon	ND	0.77	1.0	-	-	-
DCPA (mono & diacid)	ND	0.50	1.0	-	-	-
Dicamba	ND	0.074	0.20	-	-	-
3,5-Dichlorobenzoic Acid	ND	0.24	1.0	-	-	-
Dichloroprop	ND	0.35	1.0	-	-	-
Dinoseb (DNBP)	ND	0.30	1.0	-	-	-
MCPA	ND	1.3	2.0	-	-	-
MCPP	ND	1.2	2.0	-	-	-
4-Nitrophenol	ND	0.77	1.0	-	-	-
Pentachlorophenol (PCP)	ND	0.055	0.20	-	-	-
Picloram	ND	0.38	1.0	-	-	-
2,4,5-T (Trichlorophenoxy acetic acid)	ND	0.10	0.20	-	-	-
2,4,5-TP (Silvex)	ND	0.16	0.50	-	-	-
Surrogate Recovery						
DCAA	9.5			10	95	70-130

(Cont.)



Quality Control Report

Client: Enthalpy Analytical
Date Prepared: 04/15/2026
Date Analyzed: 04/15/2026
Instrument: GC15A
Matrix: Water
Project: EO-557419

WorkOrder: 2604A50
BatchID: 339708
Extraction Method: E8151A
Analytical Method: E8151A
Unit: µg/L
Sample ID: MB/LCS/LCSD-339708

QC Summary Report for E8151A

Analyte	LCS Result	LCSD Result	SPK Val	LCS %REC	LCSD %REC	LCS/LCSD Limits	RPD	RPD Limit
Acifluorfen	8.9	9.4	10	89	94	70-130	5.51	30
Bentazon	9.7	10	10	97	104	70-130	6.56	30
Chloramben	11	11	10	107	113	70-130	5.77	30
2,4-D (Dichlorophenoxyacetic acid)	8.8	9.3	10	88	93	70-130	5.84	30
2,4-DB	9.6	10	10	96	102	70-130	6.95	30
Dalapon	8.7	9.3	10	87	93	70-130	6.41	30
DCPA (mono & diacid)	8.6	9.2	10	86	92	70-130	6.36	30
Dicamba	9.0	9.5	10	90	95	70-130	5.56	30
3,5-Dichlorobenzoic Acid	8.9	9.5	10	89	95	70-130	5.72	30
Dichloroprop	8.6	9.1	10	86	91	70-130	5.85	30
Dinoseb (DNBP)	9.1	9.5	10	91	95	70-130	5.08	30
MCPA	110	120	100	108	116	70-130	7.12	30
MCPP	87	96	100	87	96	70-130	9.63	30
4-Nitrophenol	7.1	7.4	10	71	74	70-130	3.52	30
Pentachlorophenol (PCP)	9.1	9.6	10	91	96	70-130	5.47	30
Picloram	8.6	9.2	10	86	92	70-130	6.42	30
2,4,5-T (Trichlorophenoxy acetic acid)	9.0	9.6	10	90	96	70-130	6.09	30
2,4,5-TP (Silvex)	9.2	9.8	10	92	98	70-130	6.15	30
Surrogate Recovery								
DCAA	9.1	9.7	10	91	97	70-130	6.29	30



Quality Control Report

Client: Enthalpy Analytical
Date Prepared: 04/17/2026
Date Analyzed: 04/17/2026
Instrument: GC26
Matrix: Water
Project: EO-557419

WorkOrder: 2604A50
BatchID: 340000
Extraction Method: RSK175
Analytical Method: RSK175
Unit: µg/L
Sample ID: MB/LCS/LCSD-340000

QC Summary Report for RSK175

Analyte	MB Result	MDL	RL			
Carbon Dioxide	ND	50	50	-	-	-

Analyte	LCS Result	LCSD Result	SPK Val	LCS %REC	LCSD %REC	LCS/LCSD Limits	RPD	RPD Limit
Carbon Dioxide	150	150	187.2	82	81	70-130	1.61	30



Certified Analyte List

Client: Enthalpy Analytical

WorkOrder: 2604A50

Project: EO-557419

Analyte	Cert 1	Cert 2	Cert 3	Cert 4	Cert 5	Analytical Method	Matrix
2,4,5-T (Trichlorophenoxy acetic acid)	<input checked="" type="radio"/>	<input checked="" type="radio"/>	<input type="radio"/>	<input type="radio"/>	<input type="radio"/>	E8151A	Water
2,4,5-TP (Silvex)	<input checked="" type="radio"/>	<input checked="" type="radio"/>	<input type="radio"/>	<input type="radio"/>	<input type="radio"/>	E8151A	Water
2,4-D (Dichlorophenoxyacetic acid)	<input checked="" type="radio"/>	<input checked="" type="radio"/>	<input type="radio"/>	<input type="radio"/>	<input type="radio"/>	E8151A	Water
2,4-DB	<input checked="" type="radio"/>	<input checked="" type="radio"/>	<input type="radio"/>	<input type="radio"/>	<input type="radio"/>	E8151A	Water
3,5-Dichlorobenzoic Acid	<input type="radio"/>	<input checked="" type="radio"/>	<input type="radio"/>	<input type="radio"/>	<input type="radio"/>	E8151A	Water
4-Nitrophenol	<input checked="" type="radio"/>	<input checked="" type="radio"/>	<input type="radio"/>	<input type="radio"/>	<input type="radio"/>	E8151A	Water
Acifluorfen	<input type="radio"/>	<input checked="" type="radio"/>	<input type="radio"/>	<input type="radio"/>	<input type="radio"/>	E8151A	Water
Bentazon	<input type="radio"/>	<input checked="" type="radio"/>	<input type="radio"/>	<input type="radio"/>	<input type="radio"/>	E8151A	Water
Chloramben	<input type="radio"/>	<input checked="" type="radio"/>	<input type="radio"/>	<input type="radio"/>	<input type="radio"/>	E8151A	Water
Dalapon	<input checked="" type="radio"/>	<input checked="" type="radio"/>	<input type="radio"/>	<input type="radio"/>	<input type="radio"/>	E8151A	Water
DCPA (mono & diacid)	<input type="radio"/>	<input checked="" type="radio"/>	<input type="radio"/>	<input type="radio"/>	<input type="radio"/>	E8151A	Water
Dicamba	<input checked="" type="radio"/>	<input checked="" type="radio"/>	<input type="radio"/>	<input type="radio"/>	<input type="radio"/>	E8151A	Water
Dichloroprop	<input checked="" type="radio"/>	<input checked="" type="radio"/>	<input type="radio"/>	<input type="radio"/>	<input type="radio"/>	E8151A	Water
Dinoseb (DNBP)	<input checked="" type="radio"/>	<input checked="" type="radio"/>	<input type="radio"/>	<input type="radio"/>	<input type="radio"/>	E8151A	Water
MCPA	<input checked="" type="radio"/>	<input checked="" type="radio"/>	<input type="radio"/>	<input type="radio"/>	<input type="radio"/>	E8151A	Water
MCPP	<input checked="" type="radio"/>	<input checked="" type="radio"/>	<input type="radio"/>	<input type="radio"/>	<input type="radio"/>	E8151A	Water
Pentachlorophenol (PCP)	<input checked="" type="radio"/>	<input checked="" type="radio"/>	<input type="radio"/>	<input type="radio"/>	<input type="radio"/>	E8151A	Water
Picloram	<input type="radio"/>	<input checked="" type="radio"/>	<input type="radio"/>	<input type="radio"/>	<input type="radio"/>	E8151A	Water

Certifications

- Cert 1 CA ELAP 1644
- Cert 2 ORELAP (NELAP) 4033

The Certified Analyte Report lists the compounds for which MAI is accredited at the time of issuance. Although MAI holds multiple accreditations, methods with extensive compound lists may not be fully accredited due to state agency availability.



1534 Willow Pass Rd
 Pittsburg, CA 94565-1701
 (925) 252-9262

WaterTrax CLIP EDF

CHAIN-OF-CUSTODY RECORD

WorkOrder: 2604A50 **ClientCode:** ENO **QuoteID:** 262776
 EQUIS Dry-Weight Email HardCopy ThirdParty J-flag
 Detection Summary Excel [A1_Standard_QC]

Report to:
 David Tripp
 Enthalpy Analytical
 931 West Barkley Avenue
 Orange, CA 92868
 657-581-4710 FAX:

Email: david.tripp@enthalpy.com
 cc/3rd Party: incomingreports@enthalpy.com;
 PO: 096843
 Project: EO-557419

Bill to:
 Accounts Payable/Enthalpy SoCal
 Montrose Environmental Group
 PO Box 842165
 Boston, MA 02284-2165
 003EL_ap@montrose-env.com

Requested TAT: 5 days;

Date Received: 04/14/2026
Date Logged: 04/14/2026

Lab ID	ClientSampID	Matrix	Collection Date	Hold	Requested Tests (See legend below)												
					1	2	3	4	5	6	7	8	9	10	11	12	
2604A50-001	SOUTH BASIN - WESTERN INLET	Water	4/12/2026 07:30	<input type="checkbox"/>	A	A	B										
2604A50-002	SOUTH BASIN - EASTERN INLET	Water	4/12/2026 07:40	<input type="checkbox"/>	A	A	B										

Test Legend:

1	8151_W	2	PRDisposal Fee	3	RSK175_CO2_W	4	
5		6		7		8	
9		10		11		12	

Project Manager: Jena Alfaro

Prepared by: Emily Perez

Comments:

NOTE: Soil samples are discarded 60 days after receipt unless other arrangements are made (Water samples are 30 days).
 Hazardous samples will be returned to client or disposed of at client expense.



WORK ORDER SUMMARY

Client Name: ENTHALPY ANALYTICAL

Project: EO-557419

Work Order: 2604A50

Client Contact: David Tripp

QC Level: LEVEL 2

Contact's Email: david.tripp@enthalpy.com

Comments

Date Logged: 4/14/2026

WaterTrax CLIP EDF Excel EQuIS Email HardCopy ThirdParty J-flag

LabID	ClientSampID	Matrix	Test Name	Cont./Comp.	Bottle & Preservative	U**	Head Space	Dry-Weight	Collection Date & Time	TAT	Test Due Date	Sediment Content	Hold	Sub Out
001A	SOUTH BASIN - WESTERN INLET	Water	E8151A (Chlorinated Herbicides)	1		<input type="checkbox"/>	<input type="checkbox"/>	<input type="checkbox"/>	4/12/2026 7:30	5 days	4/21/2026	1%+	<input type="checkbox"/>	<input type="checkbox"/>
001B	SOUTH BASIN - WESTERN INLET	Water	RSK175 (CO2)	2		<input type="checkbox"/>	<input type="checkbox"/>	<input type="checkbox"/>	4/12/2026 7:30	5 days	4/21/2026	1%+	<input type="checkbox"/>	<input type="checkbox"/>
002A	SOUTH BASIN - EASTERN INLET	Water	E8151A (Chlorinated Herbicides)	1		<input type="checkbox"/>	<input type="checkbox"/>	<input type="checkbox"/>	4/12/2026 7:40	5 days	4/21/2026	1%+	<input type="checkbox"/>	<input type="checkbox"/>
002B	SOUTH BASIN - EASTERN INLET	Water	RSK175 (CO2)	2		<input type="checkbox"/>	<input type="checkbox"/>	<input type="checkbox"/>	4/12/2026 7:40	5 days	4/21/2026	1%+	<input type="checkbox"/>	<input type="checkbox"/>

NOTES: * STLC and TCLP extractions require 2 days to complete; therefore, all TATs begin after the extraction is completed (i.e., One-day TAT yields results in 3 days from sample submission).

- ISM prep requires 5 to 10 days to complete; therefore, all TATs begin after the extraction is completed (i.e., One-day TAT yields results in 6 to 11 days from sample submission). Due date listed on WO summary will not accurately reflect the time needed for sample preparation.

- Organic extracts are held for 40 days before disposal; Inorganic extract are held for 30 days.

- MAI assumes that all material present in the provided sampling container is considered part of the sample - MAI does not exclude any material from the sample prior to sample preparation unless requested in writing by the client.

U** = An unpreserved container was received for a method that suggests a preservation in order to extend hold time for analysis.



Subcontract Laboratory:
 McCampbell Analytical, Inc.
 1534 Willow Pass Rd.
 Pittsburg, CA 94565
 ATTN: Quote ID: 262776
 PO #: PO-096843

Enthalpy Order: EO-557419
 PM: David Tripp
 Email: david.tripp@enthalpy.com
 CC: incomingreports@enthalpy.com
 Phone: 657-581-4710

Results Due: 04/21/26
 Report Level: II
 Report To: MDL
 EDDs: Standard Excel
 EDD

Notes:
 CHIQUITA Stormwater - No dilutions please unless absolutely necessary due to matrix or other technically valid reason, requiring clear, technical explanation in your Case Narrative for client's regulator (CA-RWQCB). Hold time rush, please, only if necessary.

Sample ID	Collected	Lab ID	# Cont.	Matrix	Analysis Requested	Comment
SOUTH BASIN - WESTERN INLET	12-APR-2026 07:30	557419-001	1	Water	EPA 8151A Chlorinated Herbicides	
			2	Water	RSK-175 CO2	
SOUTH BASIN - EASTERN INLET	12-APR-2026 07:40	557419-002	1	Water	EPA 8151A Chlorinated Herbicides	
			2	Water	RSK-175 CO2	

Notes:	Relinquished By:	Received By:
		
	Date: 4-13-26 15:00	Date:
	Date:	Date:  4/14/26 0909
	Date:	Date:

2.5 unit
 1R46



Sample Receipt Checklist

Client Name: **Enthalpy Analytical**
 Project: **EO-557419**

Date and Time Received: **4/14/2026 09:09**

Date Logged: **4/14/2026**

Received by: **Emily Perez**

Logged by: **Emily Perez**

WorkOrder No: **2604A50** Matrix: Water
 Carrier: FedEx

Chain of Custody (COC) Information

Chain of custody present?	Yes <input checked="" type="checkbox"/>	No <input type="checkbox"/>	
Chain of custody signed when relinquished and received?	Yes <input checked="" type="checkbox"/>	No <input type="checkbox"/>	
Chain of custody agrees with sample labels?	Yes <input checked="" type="checkbox"/>	No <input type="checkbox"/>	
Sample IDs noted by Client on COC?	Yes <input checked="" type="checkbox"/>	No <input type="checkbox"/>	
Date and Time of collection noted by Client on COC?	Yes <input checked="" type="checkbox"/>	No <input type="checkbox"/>	
Sampler's name noted on COC?	Yes <input checked="" type="checkbox"/>	No <input type="checkbox"/>	
COC agrees with Quote?	Yes <input checked="" type="checkbox"/>	No <input type="checkbox"/>	NA <input type="checkbox"/>
COC quote is active?	Yes <input checked="" type="checkbox"/>	No <input type="checkbox"/>	NA <input type="checkbox"/>

Sample Receipt Information

Custody seals intact on shipping container/cooler?	Yes <input type="checkbox"/>	No <input type="checkbox"/>	NA <input checked="" type="checkbox"/>
Custody seals intact on sample bottles?	Yes <input type="checkbox"/>	No <input type="checkbox"/>	NA <input checked="" type="checkbox"/>
Shipping container/cooler in good condition?	Yes <input checked="" type="checkbox"/>	No <input type="checkbox"/>	
Samples in proper containers/bottles?	Yes <input checked="" type="checkbox"/>	No <input type="checkbox"/>	
Sample containers intact?	Yes <input checked="" type="checkbox"/>	No <input type="checkbox"/>	
Sufficient sample volume for indicated test?	Yes <input checked="" type="checkbox"/>	No <input type="checkbox"/>	

Sample Preservation and Hold Time (HT) Information

All samples received within holding time?	Yes <input checked="" type="checkbox"/>	No <input type="checkbox"/>	NA <input type="checkbox"/>
Samples Received on Ice?	Yes <input checked="" type="checkbox"/>	No <input type="checkbox"/>	

(Ice Type: WET ICE)

Sample/Temp Blank temperature		Temp: 2.5°C	NA <input type="checkbox"/>
ZHS conditional analyses: VOA meets zero headspace requirement (VOCs, TPHg/BTEX, RSK)?	Yes <input checked="" type="checkbox"/>	No <input type="checkbox"/>	NA <input type="checkbox"/>
Sample labels checked for correct preservation?	Yes <input checked="" type="checkbox"/>	No <input type="checkbox"/>	
pH acceptable upon receipt (Metal: <2)?	Yes <input type="checkbox"/>	No <input type="checkbox"/>	NA <input checked="" type="checkbox"/>

UCMR Samples:

pH tested and acceptable upon receipt (200.7: ≤2; 533: 6 - 8; 537.1: 6 - 8)?	Yes <input type="checkbox"/>	No <input type="checkbox"/>	NA <input checked="" type="checkbox"/>
Free Chlorine tested and acceptable upon receipt (<0.1mg/L) [not applicable to 200.7]?	Yes <input type="checkbox"/>	No <input type="checkbox"/>	NA <input checked="" type="checkbox"/>

Comments:

Laboratory Job Number 557419

Subcontracted Products

Onterris Laboratories - El Dorado Hills

May 05, 2026

**Onterris - El Dorado Hills
Work Order No. 2604127**

Mr. David Tripp
Onterris Laboratories - Orange
931 W. Barkley Avenue
Orange, CA 92868

Dear Mr. Tripp,

Enclosed are the results for the sample set received at Onterris - EDH on April 14, 2026 under your Project Name 'EO-557419'.

Onterris- EDH is committed to serving you effectively. If you require additional information, please contact me at 916-673-1520 or by email at mark.rein@onterris.com.

Thank you for choosing Onterris - EDH as part of your analytical support team.

Sincerely,



Mark Rein
Project Manager

Onterris - EDH certifies that the report herein meets all the requirements set forth by NELAP for those applicable test methods. Results relate only to the samples as received by the laboratory. This report should not be reproduced except in full without the written approval of Onterris -EDH .

Onterris - EDH Work Order No. 2604127

Case Narrative

Sample Condition on Receipt:

Two water samples were received and stored securely in accordance with Onterris - EDH standard operating procedures and EPA methodology. The samples were received in good condition and within the method temperature requirements.

Analytical Notes:

EPA Method 8290A

The samples were extracted and analyzed for 2,3,7,8-TCDD by EPA Method 8290A using a ZB-DIOXIN GC column.

The samples contained high solids content and a subsample of each sample was taken for extraction.

Holding Times

The method holding time criteria were met for these samples.

Quality Control

The Initial Calibration and Continuing Calibration Verifications met the method acceptance criteria.

A Method Blank and Ongoing Precision and Recovery (OPR) sample were extracted and analyzed with the preparation batch. No analytes were detected above the sample quantitation limits in the Method Blank. The OPR recoveries were within the method acceptance criteria.

Labeled standard recoveries for all QC and field samples were within method acceptance criteria.

TABLE OF CONTENTS

Case Narrative.....	1
Table of Contents.....	3
Sample Inventory.....	4
Analytical Results.....	5
Qualifiers.....	10
Certifications.....	11
Sample Receipt.....	12

Sample Inventory Report

Sample ID	Client Sample ID	Sampled	Received	Components/Containers
2604127-01	SOUTH BASIN - WESTERN INLET	12-Apr-26 07:30	14-Apr-26 10:03	Amber Glass NM Bottle, 1L
2604127-02	SOUTH BASIN - EASTERN INLET	12-Apr-26 07:40	14-Apr-26 10:03	Amber Glass NM Bottle, 1L

ANALYTICAL RESULTS

Sample ID: Method Blank

EPA Method 8290A

Client Data		Laboratory Data			
Name:	Onterris Laboratories - Orange	Lab Sample:	B26D356-BLK1		
Project:	EO-557419	QC Batch:	B26D356	Date Extracted:	30-Apr-26
Matrix:	Aqueous	Sample Size:	1.00 L	Column:	ZB-DIOXIN

Analyte	Conc. (pg/L)	MDL	RL	Qualifiers	Analyzed	Dilution
2,3,7,8-TCDD	ND	1.78	5.00		01-May-26 17:21	1
Labeled Standards	Type	% Recovery	Limits	Qualifiers	Analyzed	Dilution
13C-2,3,7,8-TCDD	IS	84.7	40 - 135		01-May-26 17:21	1
37Cl-2,3,7,8-TCDD	CRS	79.0	40 - 135		01-May-26 17:21	1

MDL - Method Detection Limit

RL - Reporting limit

Results reported to MDL.

Sample ID: OPR

EPA Method 8290A

Client Data		Laboratory Data			
Name:	Onterris Laboratories - Orange	Lab Sample:	B26D356-BS1		
Project:	EO-557419	QC Batch:	B26D356	Date Extracted:	30-Apr-26 03:59
Matrix:	Aqueous	Sample Size:	1.00 L	Column:	ZB-DIOXIN

Analyte	Amt Found (pg/L)	Spike Amt	% Recovery	Limits	Qualifiers	Analyzed	Dilution
2,3,7,8-TCDD	173	200	86.7	70 - 130		01-May-26 14:13	1

Labeled Standards	Type	% Recovery	Limits	Qualifiers	Analyzed	Dilution
13C-2,3,7,8-TCDD	IS	89.0	40 - 135		01-May-26 14:13	1
37Cl-2,3,7,8-TCDD	CRS	82.7	40 - 135		01-May-26 14:13	1

Sample ID: SOUTH BASIN - WESTERN INLET **EPA Method 8290A**

Client Data		Laboratory Data			
Name:	Onterris Laboratories - Orange	Lab Sample:	2604127-01	Date Received:	14-Apr-26 10:03
Project:	EO-557419	QC Batch:	B26D356	Date Extracted:	30-Apr-26
Matrix:	Water	Sample Size:	0.501 L	Column:	ZB-DIOXIN
Date Collected:	12-Apr-26 07:30				

Analyte	Conc. (pg/L)	MDL	RL	Qualifiers	Analyzed	Dilution
2,3,7,8-TCDD	ND	3.55	9.97		01-May-26 19:42	1
Labeled Standards	Type	% Recovery	Limits	Qualifiers	Analyzed	Dilution
13C-2,3,7,8-TCDD	IS	95.2	40 - 135		01-May-26 19:42	1
37Cl-2,3,7,8-TCDD	CRS	87.0	40 - 135		01-May-26 19:42	1

MDL - Method Detection Limit

RL - Reporting limit

Results reported to MDL.

Sample ID: SOUTH BASIN - EASTERN INLET

EPA Method 8290A

Client Data		Laboratory Data			
Name:	Onterris Laboratories - Orange	Lab Sample:	2604127-02	Date Received:	14-Apr-26 10:03
Project:	EO-557419	QC Batch:	B26D356	Date Extracted:	30-Apr-26
Matrix:	Water	Sample Size:	0.500 L	Column:	ZB-DIOXIN
Date Collected:	12-Apr-26 07:40				

Analyte	Conc. (pg/L)	MDL	RL	Qualifiers	Analyzed	Dilution
2,3,7,8-TCDD	ND	3.56	10.0		01-May-26 20:29	1
Labeled Standards	Type	% Recovery	Limits	Qualifiers	Analyzed	Dilution
13C-2,3,7,8-TCDD	IS	64.6	40 - 135		01-May-26 20:29	1
37Cl-2,3,7,8-TCDD	CRS	60.1	40 - 135		01-May-26 20:29	1

MDL - Method Detection Limit

RL - Reporting limit

Results reported to MDL.

DATA QUALIFIERS & ABBREVIATIONS

B	Compound was also detected in the method blank
Conc.	Concentration
CRS	Cleanup Recovery Standard
D	Dilution
DL	Detection Limit
E	Concentration exceeded the calibration range
EDL	Estimated Detection Limit
EMPC	Estimated Maximum Possible Concentration
H	Recovery and/or RPD was outside laboratory acceptance limits
I	Chemical Interference
IS	Internal Standard
J	Estimated Concentration below the Reporting Limit/LOQ
LOD	Limit of Detection
LOQ	Limit of Quantitation
MDL	Method Detection Limit
NA	Not Applicable
ND	Not Detected
OPR	Ongoing Precision and Recovery sample
P	Concentration may include contribution from chlorinated diphenyl ether(s).
Q	Ion transition ratio is outside of the acceptance criteria.
RL	Reporting Limit (MRL)
TEQ	Toxic Equivalency, sum of the toxic equivalency factors (TEF) multiplied by the sample concentrations.
TEQMax	TEQ calculated using the detection limit as the concentration for non-detects
TEQMin	TEQ calculated using zero as the concentration for non-detects
TEQRisk	TEQ calculated using ½ the detection limit as the concentration for non-detects
U	Not Detected (specific projects only)
*	See Cover Letter

Unless otherwise noted, solid sample results are reported in dry weight. Tissue samples are reported in wet weight.

Onterris - EDH Certifications

Accrediting Authority	Certificate Number
Alaska Department of Environmental Conservation	17-013
California Department of Health - ELAP	2892
DoD ELAP - A2LA Accredited - ISO/IEC 17025	3091.01
Florida Department of Health	E87777
Louisiana Department of Environmental Quality	01977
Maine Department of Health	2020018
Michigan Department of Environmental Quality	9932
Minnesota Department of Health	2211390
Nevada Division of Environmental Protection	CA00413
New Hampshire Environmental Accreditation Program	207721
New Jersey Department of Environmental Protection	CA003
New York Department of Health	11411
Ohio Environmental Protection Agency	87778
Oregon Laboratory Accreditation Program	4042-021
Texas Commission on Environmental Quality	T104704189-22-13
Vermont Department of Health	VT-4042
Virginia Department of General Services	11276
Washington Department of Ecology	C584
Wisconsin Department of Natural Resources	998036160

Current certificates and lists of licensed parameters can be found at [Onterris.com/Resources/Accreditations](https://onterris.com/Resources/Accreditations)

Subcontract Laboratory:

 Enthalpy - El Dorado Hills
 1104 Windfield Way
 El Dorado Hills, CA 95762
 ATTN: Mark Rein
 PO #: Required, to be sent via email

Enthalpy Order: EO-557419

 PM: David Tripp
 Email: david.tripp@enthalpy.com
 CC: incomingreports@enthalpy.com
 Phone: 657-581-4710

 Results Due: Standard TAT (15wd)
 Report Level: II
 Report To: MDL
 EDDs: BLDR:Enthalpy (the normal EDD you send to Orange)

2604127
2.4.26

Notes:

CHIQUITA Stormwater - 15wd TAT or less if at all possible. No decanting. No dilutions unless absolutely necessary due to matrix or other technically valid reason.

Sample ID	Collected	Lab ID	# Cont.	Matrix	Analysis Requested	Comment
SOUTH BASIN - WESTERN INLET	12-APR-2026 07:30	557419-001	1	Water	EPA 8290 - 2,3,7,8-TCDD Only	
SOUTH BASIN - EASTERN INLET	12-APR-2026 07:40	557419-002	1	Water	EPA 8290 - 2,3,7,8-TCDD Only	

Notes:	Relinquished By:	Received By:
	<i>[Signature]</i>	<i>Karen S. Ate</i>
	Date: 4-13-26 15:00	Date: 04/14/26 10:03
	Date:	Date:
	Date:	Date:
	Date:	Date:

CoC/Label Reconciliation Report WO# 2604127

LabNumber	CoC Sample ID	SampleAlias	Sample Date/Time	Container	BaseMatrix	Sample Comments
2604127-01	A SOUTH BASIN - WESTERN INLET	557419-001	12-Apr-26 07:30	Amber Glass NM Bottle, 1L	Aqueous	
2604127-02	A SOUTH BASIN - EASTERN INLET	557419-002	12-Apr-26 07:40	Amber Glass NM Bottle, 1L	Aqueous	

Checkmarks indicate that information on the COC reconciled with the sample label. Any discrepancies are noted in the following columns.

CONDITION	Yes	No	NA
Sample Container Intact?	<input checked="" type="checkbox"/>		
Sample Container(s) Custody Seals Intact?			<input checked="" type="checkbox"/>
Custody Seals On Cooler Intact?			<input checked="" type="checkbox"/>
Adequate Sample Volume?	<input checked="" type="checkbox"/>		
Container Type Appropriate for Analysis(es)?	<input checked="" type="checkbox"/>		

Comments:

(A = NO Backup volume)

Preservation Documented: Na2S2O3 Trizma NH4CH3CO2 None Other

Verified by/Date: XAO 04/14/26
KIP 04/14/26

ATTACHMENT C



Onterris
931 West Barkley Ave
Orange, CA 92868
(714) 771-6900

onterris.com



Lab Job Number : 557594
Report Level : II
Report Date : 05/06/2026

Analytical Report *prepared for:*

Matt Breuer
Waste Connections
Chiquita Canyon Landfill
29201 Henry Mayo Drive
Castaic, CA 91384

Project: CCLF STORMWATER - Chiquita Canyon Stormwater

Authorized for release by:

A handwritten signature in black ink, appearing to read "David Tripp".

David Tripp, Senior Project Manager
657-581-4710
david.tripp@onterris.com

This data package has been reviewed for technical correctness and completeness. Release of this data has been authorized by the Laboratory Manager or the Manager's designee, as verified by the above signature which applies to this PDF file as well as any associated electronic data deliverable files. The results contained in this report meet all requirements of NELAP and pertain only to those samples which were submitted for analysis. This report may be reproduced only in its entirety.

CA ELAP# 1338, CA ELAP #1338-S1, NELAP# 4038, SCAQMD LAP# 18LA0518, LACSD ID# 10105, ORELAP# 4197

Sample Summary

Matt Breuer	Lab Job #:	557594
Waste Connections	Project No:	CCLF STORMWATER
Chiquita Canyon Landfill	Location:	Chiquita Canyon Stormwater
29201 Henry Mayo	Date Received:	04/14/26
Drive		
Castaic, CA 91384		

Sample ID	Lab ID	Collected	Matrix
SOUTH BASIN - EASTERN INLET	557594-001	04/14/26 15:40	Water

Case Narrative

Waste Connections
Chiquita Canyon Landfill
29201 Henry Mayo Drive
Castaic, CA 91384
Matt Breuer

Lab Job Number: 557594
Project No: CCLF STORMWATER
Location: Chiquita Canyon
Stormwater
Date Received: 04/14/26

- This data package contains sample and QC results for one water sample, requested for the above referenced project on 04/15/26. The sample was received in good condition.
- DILUTIONS: Dilutions in this report were performed solely for the purpose of reporting target analytes within method calibration ranges - except where otherwise noted below or in Sub-Lab Case Narrative(s).
- EPA 1664A, EPA 200.7, EPA 200.8, EPA 245.1, EPA 300.0, EPA 350.1, EPA 420.1, EPA 625.1, EPA 8081A, EPA 8082, EPA 8270C-SIM, EPA 8270E, SM 4500-CN-E, SM 4500-P-B5-E, SM 4500-S2-D, SM 5310B, SM 9221B, SM 9221F, SM2130B, SM2320B, SM2510B, SM2540C, SM2540D, SM5210B, and SM5220D analyses were performed at 931 West Barkley Ave, Orange, CA, 92868.
- EPA 8260B analysis was performed at 2532 E Cerritos Ave., Anaheim, CA, 92806.

Volatile Organics by GC/MS (EPA 8260B):

- SOUTH BASIN - EASTERN INLET (lab # 557594-001) had pH greater than 2.
- No other analytical problems were encountered.

Semivolatile Organics by GC/MS (EPA 8270E):

No analytical problems were encountered.

Semivolatile Organics by GC/MS (EPA 625.1):

- Low recovery was observed for a-terpineol in the BSD for batch 401058; the associated RPD was within limits.
- Low surrogate recoveries were observed for 2-fluorophenol in SOUTH BASIN - EASTERN INLET (lab # 557594-001) and the method blank/BS/BSD for batch 401058.
- Low surrogate recoveries were observed for phenol-d6 in SOUTH BASIN - EASTERN INLET (lab # 557594-001) and the method blank/BS/BSD for batch 401058.
- Low surrogate recovery was observed for nitrobenzene-d5 in SOUTH BASIN - EASTERN INLET (lab # 557594-001).
- Low surrogate recovery was observed for 2-fluorobiphenyl in SOUTH BASIN - EASTERN INLET (lab # 557594-001).
- Low surrogate recovery was observed for terphenyl-d14 in SOUTH BASIN - EASTERN INLET (lab # 557594-001).
- No other analytical problems were encountered.

Semivolatile Organics by GC/MS SIM (EPA 8270C-SIM):

- High recovery was observed for 1,4-dioxane in the MSD for batch 400819; the parent sample was not a project sample, the LCS was within limits, the associated RPD was within limits, and this analyte was not detected at or above the RL in the associated sample.
- No other analytical problems were encountered.

Pesticides (EPA 8081A):

- High recoveries were observed for many analytes in the BS for batch 400817; these analytes were not detected at or above the RL in the associated sample. High RPD was observed for heptachlor epoxide in the BS/BSD for batch 400817; this analyte was not detected at or above the RL in the associated sample.
- High surrogate recovery was observed for decachlorobiphenyl in the BS for batch 400817; the corresponding TCMX surrogate recovery was within limits.
- SOUTH BASIN - EASTERN INLET (lab # 557594-001) was diluted due to the dark and viscous nature of the sample extract.
- No other analytical problems were encountered.

Total Organic Carbon by IR (SM 5310B):

No analytical problems were encountered.

PCBs (EPA 8082):

- SOUTH BASIN - EASTERN INLET (lab # 557594-001) was diluted due to the dark and viscous nature of the sample extract.
- SOUTH BASIN - EASTERN INLET (lab # 557594-001) was treated with sulfuric acid to reduce analytical interferences or due to the presence of color.
- No other analytical problems were encountered.

Metals (EPA 200.7, EPA 200.8, and EPA 245.1):

- Low recoveries were observed for boron in the MS/MSD for batch 400828; the parent sample was not a project sample, the LCS was within limits, and the associated RPD was within limits.
- No other analytical problems were encountered.

Ion Chromatography (EPA 300.0):

- High recoveries were observed for a number of analytes in the MSD for batch 400760; the parent sample was not a project sample, and the LCS was within limits.
- Responses exceeding the instrument's linear range were observed for chloride and sulfate in the MSs/MSDs for batch 400760; affected data was qualified with "E".
- No other analytical problems were encountered.

Total Phosphorus as P (SM 4500-P-B5-E):

No analytical problems were encountered.

Conductivity (SM2510B):

No analytical problems were encountered.

Total Oil & Grease (HEM) (EPA 1664A):

- Matrix spikes were not performed for this analysis due to insufficient sample volume.
- No analytical problems were encountered.

Total Phenolics (EPA 420.1):

No analytical problems were encountered.

Alkalinity (SM2320B):

No analytical problems were encountered.

Sulfide (SM 4500-S2-D):

No analytical problems were encountered.

Total Dissolved Solids (TDS) (SM2540C):

No analytical problems were encountered.

Total Suspended Solids (TSS) (SM2540D):

No analytical problems were encountered.

Chemical Oxygen Demand (SM5220D):

No analytical problems were encountered.

Biochemical Oxygen Demand (SM5210B):

No analytical problems were encountered.

Turbidity (SM2130B):

No analytical problems were encountered.

Cyanide - Semi-Automated Method (SM 4500-CN-E and SM 4500-CN-E):

No analytical problems were encountered.

Coliform - 9221 Tests (SM 9221B and SM 9221F):

No analytical problems were encountered.

Ammonia and TKN- Semi-Automated Method (SM 4500-NH3-G):

No analytical problems were encountered.

Organophosphorus Pesticides (EPA 8141A):

Pace Laboratories in Bakersfield, CA performed the analysis (see sublab report section for certifications). Please see the Pace Laboratories case narrative.

8151A Chlorinated Herbicides (EPA 8151A):

McCampbell Analytical, Inc. in Pittsburg, CA performed the analysis (NELAP certified). Please see the McCampbell Analytical, Inc. case narrative.

RSK-175 CO2 (RSK-175):

McCampbell Analytical, Inc. in Pittsburg, CA performed the analysis (see sublab report section for certifications). Please see the McCampbell Analytical, Inc. case narrative.

Dioxins & Furans (EPA 8290):

Enthalpy - El Dorado Hills in El Dorado Hills, CA performed the analysis (see sublab report section for certifications). Please see the Enthalpy - El Dorado Hills case narrative.



Enthalpy Analytical - Orange
 931 W. Barkley Avenue, Orange, CA 92868
 Phone 714-771-6900

Chain of Custody Record
 Lab No: 557594
 Page: 1 of 3

Turn Around Time (rush by advanced notice only)
 Standard: 5 Day: 3 Day:
 2 Day: 1 Day: Custom TAT:
 X

Matrix: A = Air S = Soil/Solid
 W = Water DW = Drinking Water SD = Sediment
 PP = Pure Product SEA = Sea Water
 SW = Swab T = Tissue WP = Wipe O = Other

Preservatives:
 1 = Na₂S₂O₃ 2 = HCl 3 = HNO₃
 4 = H₂SO₄ 5 = NaOH 6 = Other

Sample Receipt Temp:
 1 = Ice bag
 2 = 3.6 bag
 3 = 14.5 (lab use only)

CUSTOMER INFORMATION				PROJECT INFORMATION				Analysis Request				Test Instructions / Comments														
Company:	Chiquita Canyon, LLC	Name:	Stormwater Outlet	Matrix:	W	Container No. / Size	31	200.7/200.8 Metals (see comments)	X	245.1 Mercury	X	8151 Herbicides	X	8260 VOCs	X	8260 Acrolein/Acrylonitrile	X	8270C	X	8290 2,3,7,8-TCDD	X	200.8 - Ag, As, B, Ba, Be, Cd, Co, Cr, Cu, Ni, Mn, Pb, Sb, Se, Sn, Ti, V, Zn	200.7 - Fe, Ca, K, Mg, Na	Additional email recipients: matt.breuer@wasteconnections.com stormwater@wasteconnections.com tmb@swteng.com aav@swteng.com	Direct invoices to: Maribel Bolanos (661) 257-3665	Temp: 25.0°C, pH 8.49
Report To:	Matt Breuer	Number:		Address:	29201 Henry Mayo Drive	Address:	29201 Henry Mayo Drive	Global ID:		Global ID:		Global ID:		Global ID:		Global ID:		Global ID:		Global ID:		Additional email recipients: matt.breuer@wasteconnections.com stormwater@wasteconnections.com tmb@swteng.com aav@swteng.com				
Email:	matthew.breuer@wasteconnector	P.O. #:		Address:	29201 Henry Mayo Drive	Address:	29201 Henry Mayo Drive	Global ID:		Global ID:		Global ID:		Global ID:		Global ID:		Global ID:		Global ID:						
Address:	29201 Henry Mayo Drive	Address:	29201 Henry Mayo Drive	Address:	29201 Henry Mayo Drive	Address:	29201 Henry Mayo Drive	Global ID:		Global ID:		Global ID:		Global ID:		Global ID:		Global ID:		Global ID:						
Phone:	682-559-3880	Address:	29201 Henry Mayo Drive	Address:	29201 Henry Mayo Drive	Address:	29201 Henry Mayo Drive	Global ID:		Global ID:		Global ID:		Global ID:		Global ID:		Global ID:		Global ID:						
Fax:		Address:	29201 Henry Mayo Drive	Address:	29201 Henry Mayo Drive	Address:	29201 Henry Mayo Drive	Global ID:		Global ID:		Global ID:		Global ID:		Global ID:		Global ID:		Global ID:						
Sample ID		Sampling Date		Sampling Time		Matrix		Container No. / Size		Pres.																
1	South Basin - Eastern Inlet	04/14/26	1540	W	31	1,2,4,6																				
2																										
3																										
4																										
5																										
6																										
7																										
8																										
9																										
10																										

Signature	Print Name	Company / Title	Date / Time
	Anna Roberts	GA	4/14/26 18:55



Enthalpy Analytical - Orange
 931 W. Barkley Avenue, Orange, CA 92868
 Phone 714-771-6900

Chain of Custody Record
 Lab No: 557594
 Page: 2 of 3

Turn Around Time (rush by advanced notice only)
 Standard: 5 Day: 3 Day:
 2 Day: 1 Day: Custom TAT:
 X

Matrix: A = Air S = Soil/Solid
 W = Water DW = Drinking Water SD = Sediment
 PP = Pure Product SEA = Sea Water
 SW = Swab T = Tissue WP = Wipe O = Other

Preservatives:
 1 = Na₂S₂O₃ 2 = HCl 3 = HNO₃
 4 = H₂SO₄ 5 = NaOH 6 = Other

Sample Receipt Temp:
 (lab use only)

CUSTOMER INFORMATION		PROJECT INFORMATION	
Company:	Chiquita Canyon, LLC	Name:	Stormwater Outlet
Report To:	Matt Breuer	Number:	
Email:	matthew.breuer@wasteconnector.com	P.O. #:	
Address:	29201 Henry Mayo Drive Castaic, CA 91384	Address:	29201 Henry Mayo Drive Castaic, CA 91384
Phone:	682-559-3880	Global ID:	
Fax:		Sampled By:	MT, CH, GA

Sample ID	Sampling Date	Sampling Time	Matrix	Container No. / Size	Pres.	Analysis Request		Test Instructions / Comments
						420.1 Total Phenolics	1664A Oil and Grease	
1 South Basin - Eastern Inlet	04/14/26	1540	W	31	1,2,4,6	X	X	SM4500-S2-D Total Sulfide
2								9221F E. Coll
3								9221B Totu Coliform
4								300.0 Cl, Br, Fl, NO3, NO2, SO4
5								2540D TSS
6								5310B TOC
7								8270 SIM 1,4-Dioxane
8								SM2320B Alkalinity
9								
10								Temp: 25.0°C, pH 8.49

Signature	Print Name	Company / Title	Date / Time
	Anna Roberts	CA	4/14/26 18:55



Enthalpy Analytical - Orange
 931 W. Barkley Avenue, Orange, CA 92868
 Phone 714-771-6900

Chain of Custody Record
 Lab No: 557514
 Page: 3 of 3

Turn Around Time (rush by advanced notice only)
 Standard: 5 Day: 3 Day:
 2 Day: 1 Day: Custom TAT:
 X

Matrix: A = Air S = Soil/Solid
 W = Water DW = Drinking Water SD = Sediment
 PP = Pure Product SEA = Sea Water
 SW = Swab T = Tissue WP = Wipe O = Other
 (lab use only)

Preservatives:
 1 = Na₂S₂O₃ 2 = HCl 3 = HNO₃
 4 = H₂SO₄ 5 = NaOH 6 = Other

CUSTOMER INFORMATION				PROJECT INFORMATION				Analysis Request				Test Instructions / Comments					
Company:	Chiquita Canyon, LLC	Name:	Stormwater Outlet	SM5220D Chemical Oxygen Demand	X	SM2510B Specific Conductance	X	SM2130B Turbidity	X	350.1 Ammonia	X	625.1 Alpha-Terpineol	X	SM5210B BOD	X	625.1 - Benzoic Acid, Pyridine, Phenol, 2-methylphenol, 3,4-methylphenol, Cresol, Naphthalene, alpha-terpineol	
Report To:	Matt Breuer	Number:		Matrix	W	Container No. / Size	31	Pres.	1,2,4,6	Additional email recipients: matt.breuer@wasteconnections.com stormwater@wasteconnections.com tmb@swteng.com aav@swteng.com	Direct invoices to: Maribel Bolanos (661) 257-3665	Temp: 25.0°C, pH 8.49					
Email:	matthew.breuer@wasteconnector.com	P.O. #:		Sampling Date	04/14/26	Sampling Time	1540										
Address:	29201 Henry Mayo Drive	Address:	29201 Henry Mayo Drive														
	Castaic, CA 91384		Castaic, CA 91384														
Phone:	682-559-3880	Global ID:															
Fax:		Sampled By:	MT, CH, GA														
Sample ID																	
1	South Basin - Eastern Inlet																
2																	
3																	
4																	
5																	
6																	
7																	
8																	
9																	
10																	

Signature	Print Name	Company / Title	Date / Time
	G. A. Roberts	CT&A	4/14/26 18:05
	Anna Roberts	CT&A	4-14-26 18:55

SAMPLE RECEIPT CHECKLIST


Section 1: General Info

 Date Received: 4/14/26 WO# 557594 Client: Waste Connections
Section 2: Shipping / Custody

 Are custody seals present? Yes No

 Custody seals intact on arrival? N/A Yes No On cooler / box On samples

 Courier Walk-In Field Sampling Shipping Info: _____

Section 3a: Condition / Packaging
 Outside 0.0 - 6.0°C (0.0 - 10.0°C for microbiology) (PM notified)

 Date Opened 4/14/26 By (initials) AGR Type of ice used: Wet Blue/Gel None

 Samples received on ice directly from the field; cooling process had begun. (if checked, skip temperatures)

 Sample matrix doesn't require cooling (e.g. air, bulk PCB). (if checked, skip temperatures)

 If no cooler: Observed/Adjusted Temp (°C): _____ / _____ Thermometer/IR Gun: IR15 CF: 70.9

 Cooler Temp (°C) #1: 3.2 / 3.6 #2: 4.1 / 4.5 #3: _____ / _____ #4: _____ / _____ #5: _____ / _____ #6: _____ / _____

Section 3b: Microbiology Samples
 No microbiology samples submitted (skip 3b)

 Within temp range 0.0 - 10.0°C or received on ice directly from field.

 Adequate headspace for microbiology analysis.

Section 3c: Air Samples
 No air samples submitted (skip 3c)

 1.4L Canisters 6L Canisters Tedlar Bags MCE Cassettes Sorbent Tubes Other _____

Section 4: Containers / Labels / Samples

	YES	NO	N/A
1) Were custody papers present, filled properly, and legible?	X		
2) Is the sampler's name present on the CoC?	X		
3) Were containers received in good condition (unbroken / unopened / uncompromised)?	X		
4) Were the samples bagged? (required for microbiology samples; recommended for soil samples)	X		
5) Were all of, and only, the correct samples received?	X		
6) Are sample labels present, legible, and in agreement with the CoC?	X		
7) Does the container count match the CoC?	X		
8) Was sufficient sample volume / mass received for the analyses requested?	X		
9) Were samples received in proper containers for the analyses requested?	X		
10) Were samples received with > 1/2 holding time remaining?	X		
11) Are samples properly preserved as indicated by CoC / labels?	X		
12) Unpreserved VOAs received - If necessary, was the hold time changed in LIMS?			X
13) Are VOA vials free from headspace/bubbles > 6mm?		X	

Section 5: Explanations / Comments

(If no comments are made, then no discrepancies noted.)

4.13: Headspace > 6mm present in 3 of 3 vials with HCl.

 No additional discrepancies

 Date Logged 4/14/26 By (print) ABD (sign) ABD

 Date Labeled 4/14/26 By (print) ABD (sign) ABD

Analysis Results for 557594

Matt Breuer
 Waste Connections
 Chiquita Canyon Landfill
 29201 Henry Mayo Drive
 Castaic, CA 91384

Lab Job #: 557594
 Project No: CCLF STORMWATER
 Location: Chiquita Canyon Stormwater
 Date Received: 04/14/26

Sample ID: SOUTH BASIN - EASTERN INLET	Lab ID: 557594-001 Matrix: Water	Collected: 04/14/26 15:40
--	---	----------------------------------

557594-001 Analyte	Result	Qual	Units	RL	MDL	DF	Batch	Prepared	Analyzed	Chemist
Method: EPA 1664A Prep Method: METHOD										
Total Oil and Grease	3.2	J	mg/L	5.1	0.99	1	400874	04/15/26	04/16/26	TTL
Method: EPA 200.7 Prep Method: EPA 3015A										
Calcium	150		mg/L	0.10	0.022	1	400830	04/15/26	04/15/26	SBW
Iron	42		mg/L	0.050	0.027	1	400830	04/15/26	04/15/26	SBW
Magnesium	24		mg/L	0.10	0.010	1	400830	04/15/26	04/15/26	SBW
Potassium	19		mg/L	0.50	0.15	1	400830	04/15/26	04/15/26	SBW
Sodium	100		mg/L	0.50	0.017	1	400830	04/15/26	04/15/26	SBW
Method: EPA 200.8 Prep Method: EPA 3015A										
Antimony	1.4	J	ug/L	2.0	0.058	1	400828	04/15/26	04/15/26	KAM
Arsenic	14		ug/L	2.0	0.059	1	400828	04/15/26	04/15/26	KAM
Barium	310		ug/L	5.0	0.069	1	400828	04/15/26	04/15/26	KAM
Beryllium	1.1		ug/L	1.0	0.044	1	400828	04/15/26	04/15/26	KAM
Boron	260		ug/L	100	57	10	400828	04/15/26	04/15/26	KAM
Cadmium	0.89	J	ug/L	1.0	0.079	1	400828	04/15/26	04/15/26	KAM
Chromium	44		ug/L	5.0	0.14	1	400828	04/15/26	04/15/26	KAM
Cobalt	15		ug/L	1.0	0.033	1	400828	04/15/26	04/15/26	KAM
Copper	54		ug/L	3.0	1.4	1	400828	04/15/26	04/15/26	KAM
Lead	39		ug/L	5.0	0.31	1	400828	04/15/26	04/15/26	KAM
Manganese	590		ug/L	10	0.62	1	400828	04/15/26	04/15/26	KAM
Nickel	33		ug/L	5.0	0.13	1	400828	04/15/26	04/15/26	KAM
Selenium	4.3		ug/L	2.0	0.60	1	400828	04/15/26	04/15/26	KAM
Silver	0.36	J	ug/L	5.0	0.087	1	400828	04/15/26	04/15/26	KAM
Thallium	0.30	J	ug/L	1.0	0.031	1	400828	04/15/26	04/15/26	KAM
Tin	ND		ug/L	5.0	0.59	1	400828	04/15/26	04/15/26	KAM
Vanadium	74		ug/L	5.0	0.25	1	400828	04/15/26	04/15/26	KAM
Zinc	170		ug/L	10	2.1	1	400828	04/15/26	04/15/26	KAM
Method: EPA 245.1 Prep Method: EPA 245.1										
Mercury	0.14	J	ug/L	0.40	0.063	1	400818	04/15/26	04/15/26	MLL
Method: EPA 300.0 Prep Method: METHOD										
Fluoride	0.47		mg/L	0.20	0.083	1	400760	04/14/26 19:20	04/15/26 00:46	KUM
Chloride	58		mg/L	1.0	0.27	1	400760	04/14/26 19:20	04/15/26 00:46	KUM
Nitrogen, Nitrite	0.06	J	mg/L	0.10	0.01	1	400760	04/14/26 19:20	04/15/26 00:46	KUM

Analysis Results for 557594

557594-001 Analyte	Result	Qual	Units	RL	MDL	DF	Batch	Prepared	Analyzed	Chemist
Bromide	0.23	J	mg/L	0.30	0.038	1	400760	04/14/26 19:20	04/15/26 00:46	KUM
Nitrogen, Nitrate	1.5		mg/L	0.10	0.05	1	400760	04/14/26 19:20	04/15/26 00:46	KUM
Sulfate	260		mg/L	5.0	0.98	5	400760	04/14/26 19:20	04/15/26 01:08	KUM

Method: EPA 350.1
Prep Method: METHOD

Ammonia-N	0.095	J	mg/L	0.10	0.068	1	400838	04/15/26	04/15/26	CKN
-----------	-------	---	------	------	-------	---	--------	----------	----------	-----

Method: EPA 420.1
Prep Method: METHOD

Total Phenolics	0.0090	J	mg/L	0.010	0.0056	1	400851	04/15/26	04/15/26	LVL
-----------------	--------	---	------	-------	--------	---	--------	----------	----------	-----

Method: EPA 625.1
Prep Method: EPA 3510C

Benzoic acid	ND		ug/L	50	11	1	401058	04/17/26	04/18/26	TJW
2-Methylphenol	ND		ug/L	10	3.2	1	401058	04/17/26	04/18/26	TJW
Pyridine	ND		ug/L	10	2.8	1	401058	04/17/26	04/18/26	TJW
Phenol	ND		ug/L	10	2.1	1	401058	04/17/26	04/18/26	TJW
Naphthalene	ND		ug/L	10	3.6	1	401058	04/17/26	04/18/26	TJW
3-,4-Methylphenol	ND		ug/L	10	3.0	1	401058	04/17/26	04/18/26	TJW
Cresol	ND		ug/L	10		1	401058	04/17/26	04/18/26	TJW
a-Terpineol	ND		ug/L	10	2.1	1	401058	04/17/26	04/18/26	TJW

Surrogates

Limits

2-Fluorophenol	32%	*	%REC	36-95		1	401058	04/17/26	04/18/26	TJW
Phenol-d6	25%	*	%REC	28-82		1	401058	04/17/26	04/18/26	TJW
2,4,6-Tribromophenol	89%		%REC	61-140		1	401058	04/17/26	04/18/26	TJW
Nitrobenzene-d5	42%	*	%REC	48-123		1	401058	04/17/26	04/18/26	TJW
2-Fluorobiphenyl	46%	*	%REC	51-105		1	401058	04/17/26	04/18/26	TJW
Terphenyl-d14	61%	*	%REC	65-117		1	401058	04/17/26	04/18/26	TJW

Method: EPA 8081A
Prep Method: EPA 3510C

alpha-BHC	ND		ug/L	0.3	0.06	5.1	400817	04/15/26	04/16/26	MES
beta-BHC	ND		ug/L	0.3	0.07	5.1	400817	04/15/26	04/16/26	MES
gamma-BHC	ND		ug/L	0.3	0.07	5.1	400817	04/15/26	04/16/26	MES
delta-BHC	ND		ug/L	0.3	0.07	5.1	400817	04/15/26	04/16/26	MES
Heptachlor	ND		ug/L	0.3	0.07	5.1	400817	04/15/26	04/16/26	MES
Aldrin	ND		ug/L	0.3	0.07	5.1	400817	04/15/26	04/16/26	MES
Heptachlor epoxide	ND		ug/L	0.3	0.07	5.1	400817	04/15/26	04/16/26	MES
Endosulfan I	ND		ug/L	0.3	0.08	5.1	400817	04/15/26	04/16/26	MES
Dieldrin	ND		ug/L	0.5	0.08	5.1	400817	04/15/26	04/16/26	MES
4,4'-DDE	ND		ug/L	0.5	0.2	5.1	400817	04/15/26	04/16/26	MES
Endrin	ND		ug/L	0.5	0.07	5.1	400817	04/15/26	04/16/26	MES
Endosulfan II	ND		ug/L	0.5	0.1	5.1	400817	04/15/26	04/16/26	MES
Endosulfan sulfate	ND		ug/L	0.5	0.06	5.1	400817	04/15/26	04/16/26	MES
4,4'-DDD	ND		ug/L	0.5	0.2	5.1	400817	04/15/26	04/16/26	MES
Endrin aldehyde	ND		ug/L	0.5	0.2	5.1	400817	04/15/26	04/16/26	MES
Endrin ketone	ND		ug/L	0.5	0.2	5.1	400817	04/15/26	04/16/26	MES
4,4'-DDT	ND		ug/L	0.5	0.4	5.1	400817	04/15/26	04/16/26	MES
Methoxychlor	ND		ug/L	0.5	0.2	5.1	400817	04/15/26	04/16/26	MES
Toxaphene	ND		ug/L	10	2.5	5.1	400817	04/15/26	04/16/26	MES
Chlordane (Technical)	1.1	J	ug/L	5.1	1.0	5.1	400817	04/15/26	04/16/26	MES

Surrogates

Limits

Analysis Results for 557594

557594-001 Analyte	Result	Qual	Units	RL	MDL	DF	Batch	Prepared	Analyzed	Chemist
TCMX	39%		%REC	29-120		5.1	400817	04/15/26	04/16/26	MES
Decachlorobiphenyl	54%		%REC	33-132		5.1	400817	04/15/26	04/16/26	MES

Method: EPA 8082
Prep Method: EPA 3510C

Aroclor-1016	ND		ug/L	1.0	0.49	2	400817	04/15/26	04/15/26	MES
Aroclor-1221	ND		ug/L	1.0	0.89	2	400817	04/15/26	04/15/26	MES
Aroclor-1232	ND		ug/L	1.0	0.50	2	400817	04/15/26	04/15/26	MES
Aroclor-1242	ND		ug/L	1.0	0.65	2	400817	04/15/26	04/15/26	MES
Aroclor-1248	ND		ug/L	1.0	0.45	2	400817	04/15/26	04/15/26	MES
Aroclor-1254	ND		ug/L	1.0	0.63	2	400817	04/15/26	04/15/26	MES
Aroclor-1260	ND		ug/L	1.0	0.59	2	400817	04/15/26	04/15/26	MES
Aroclor-1262	ND		ug/L	1.0	0.56	2	400817	04/15/26	04/15/26	MES
Aroclor-1268	ND		ug/L	1.0	0.58	2	400817	04/15/26	04/15/26	MES

Surrogates	Limits									
Decachlorobiphenyl (PCB)	28%		%REC	28-138		2	400817	04/15/26	04/15/26	MES

Method: EPA 8260B
Prep Method: EPA 5030B

Carbon Disulfide	ND		ug/L	5.0	0.3	1	400811	04/15/26	04/15/26	ZST
Chloroprene	ND		ug/L	200	0.3	1	400811	04/15/26	04/15/26	ZST
3-Chloropropene	ND		ug/L	5.0	0.2	1	400811	04/15/26	04/15/26	ZST
Ethyl methacrylate	ND		ug/L	50	2.4	1	400811	04/15/26	04/15/26	ZST
Ethanol	ND		ug/L	500	130	1	400811	04/15/26	04/15/26	ZST
2-Hexanone	ND		ug/L	5.0	0.6	1	400811	04/15/26	04/15/26	ZST
Isopropanol (IPA)	ND		ug/L	200	40	1	400811	04/15/26	04/15/26	ZST
Methyl acrylonitrile	ND		ug/L	35	1.3	1	400811	04/15/26	04/15/26	ZST
Vinyl Acetate	ND		ug/L	50	2.4	1	400811	04/15/26	04/15/26	ZST
Acrolein	ND		ug/L	200	2.0	1	400811	04/15/26	04/15/26	ZST
Acrylonitrile	ND		ug/L	10	0.3	1	400811	04/15/26	04/15/26	ZST
Freon 12	ND		ug/L	5.0	0.2	1	400811	04/15/26	04/15/26	ZST
Chloromethane	ND		ug/L	5.0	0.1	1	400811	04/15/26	04/15/26	ZST
Vinyl Chloride	ND		ug/L	5.0	0.1	1	400811	04/15/26	04/15/26	ZST
Bromomethane	ND		ug/L	5.0	0.3	1	400811	04/15/26	04/15/26	ZST
Chloroethane	ND		ug/L	5.0	0.05	1	400811	04/15/26	04/15/26	ZST
Trichlorofluoromethane	ND		ug/L	5.0	0.08	1	400811	04/15/26	04/15/26	ZST
Iodomethane	ND		ug/L	5.0		1	400811	04/15/26	04/15/26	ZST
Acetone	ND		ug/L	100	8.8	1	400811	04/15/26	04/15/26	ZST
Freon 113	ND		ug/L	5.0	0.1	1	400811	04/15/26	04/15/26	ZST
1,1-Dichloroethene	ND		ug/L	5.0	0.1	1	400811	04/15/26	04/15/26	ZST
Methylene Chloride	ND		ug/L	10	0.2	1	400811	04/15/26	04/15/26	ZST
MTBE	ND		ug/L	5.0	0.1	1	400811	04/15/26	04/15/26	ZST
trans-1,2-Dichloroethene	ND		ug/L	5.0	0.1	1	400811	04/15/26	04/15/26	ZST
1,1-Dichloroethane	ND		ug/L	5.0	0.07	1	400811	04/15/26	04/15/26	ZST
2-Butanone	ND		ug/L	10	0.9	1	400811	04/15/26	04/15/26	ZST
cis-1,2-Dichloroethene	ND		ug/L	5.0	0.09	1	400811	04/15/26	04/15/26	ZST
2,2-Dichloropropane	ND		ug/L	5.0	0.09	1	400811	04/15/26	04/15/26	ZST
Chloroform	ND		ug/L	5.0	0.07	1	400811	04/15/26	04/15/26	ZST
Bromochloromethane	ND		ug/L	5.0	0.1	1	400811	04/15/26	04/15/26	ZST
1,1,1-Trichloroethane	ND		ug/L	5.0	0.03	1	400811	04/15/26	04/15/26	ZST
1,1-Dichloropropene	ND		ug/L	5.0	0.08	1	400811	04/15/26	04/15/26	ZST
Carbon Tetrachloride	ND		ug/L	5.0	0.07	1	400811	04/15/26	04/15/26	ZST
1,2-Dichloroethane	ND		ug/L	5.0	0.09	1	400811	04/15/26	04/15/26	ZST

Analysis Results for 557594

557594-001 Analyte	Result	Qual	Units	RL	MDL	DF	Batch	Prepared	Analyzed	Chemist
Benzene	ND		ug/L	1.0	0.07	1	400811	04/15/26	04/15/26	ZST
Trichloroethene	ND		ug/L	5.0	0.05	1	400811	04/15/26	04/15/26	ZST
1,2-Dichloropropane	ND		ug/L	5.0	0.07	1	400811	04/15/26	04/15/26	ZST
Bromodichloromethane	ND		ug/L	5.0	0.05	1	400811	04/15/26	04/15/26	ZST
Dibromomethane	ND		ug/L	5.0	0.1	1	400811	04/15/26	04/15/26	ZST
4-Methyl-2-Pentanone	ND		ug/L	5.0	0.5	1	400811	04/15/26	04/15/26	ZST
cis-1,3-Dichloropropene	ND		ug/L	5.0	0.08	1	400811	04/15/26	04/15/26	ZST
Toluene	ND		ug/L	5.0	0.05	1	400811	04/15/26	04/15/26	ZST
trans-1,3-Dichloropropene	ND		ug/L	5.0	0.03	1	400811	04/15/26	04/15/26	ZST
1,1,2-Trichloroethane	ND		ug/L	5.0	0.06	1	400811	04/15/26	04/15/26	ZST
1,3-Dichloropropane	ND		ug/L	5.0	0.1	1	400811	04/15/26	04/15/26	ZST
Tetrachloroethene	ND		ug/L	5.0	0.09	1	400811	04/15/26	04/15/26	ZST
Dibromochloromethane	ND		ug/L	5.0	0.07	1	400811	04/15/26	04/15/26	ZST
1,2-Dibromoethane	ND		ug/L	5.0	0.07	1	400811	04/15/26	04/15/26	ZST
Chlorobenzene	ND		ug/L	5.0	0.05	1	400811	04/15/26	04/15/26	ZST
1,1,1,2-Tetrachloroethane	ND		ug/L	5.0	0.06	1	400811	04/15/26	04/15/26	ZST
Ethylbenzene	ND		ug/L	5.0	0.04	1	400811	04/15/26	04/15/26	ZST
m,p-Xylenes	ND		ug/L	5.0	0.1	1	400811	04/15/26	04/15/26	ZST
o-Xylene	ND		ug/L	5.0	0.06	1	400811	04/15/26	04/15/26	ZST
Styrene	ND		ug/L	5.0	0.06	1	400811	04/15/26	04/15/26	ZST
Bromoform	ND		ug/L	5.0	0.08	1	400811	04/15/26	04/15/26	ZST
Isopropylbenzene	ND		ug/L	5.0	0.06	1	400811	04/15/26	04/15/26	ZST
1,1,2,2-Tetrachloroethane	ND		ug/L	5.0	0.06	1	400811	04/15/26	04/15/26	ZST
1,2,3-Trichloropropane	ND		ug/L	5.0	0.09	1	400811	04/15/26	04/15/26	ZST
Propylbenzene	ND		ug/L	5.0	0.05	1	400811	04/15/26	04/15/26	ZST
Bromobenzene	ND		ug/L	5.0	0.06	1	400811	04/15/26	04/15/26	ZST
1,3,5-Trimethylbenzene	ND		ug/L	5.0	0.08	1	400811	04/15/26	04/15/26	ZST
2-Chlorotoluene	ND		ug/L	5.0	0.07	1	400811	04/15/26	04/15/26	ZST
4-Chlorotoluene	ND		ug/L	5.0	0.08	1	400811	04/15/26	04/15/26	ZST
tert-Butylbenzene	ND		ug/L	5.0	0.07	1	400811	04/15/26	04/15/26	ZST
1,2,4-Trimethylbenzene	ND		ug/L	5.0	0.07	1	400811	04/15/26	04/15/26	ZST
sec-Butylbenzene	ND		ug/L	5.0	0.06	1	400811	04/15/26	04/15/26	ZST
para-Isopropyl Toluene	ND		ug/L	5.0	0.05	1	400811	04/15/26	04/15/26	ZST
1,3-Dichlorobenzene	ND		ug/L	5.0	0.06	1	400811	04/15/26	04/15/26	ZST
1,4-Dichlorobenzene	ND		ug/L	5.0	0.07	1	400811	04/15/26	04/15/26	ZST
n-Butylbenzene	ND		ug/L	5.0	0.08	1	400811	04/15/26	04/15/26	ZST
1,2-Dichlorobenzene	ND		ug/L	5.0	0.04	1	400811	04/15/26	04/15/26	ZST
1,2-Dibromo-3-Chloropropane	ND		ug/L	5.0	0.3	1	400811	04/15/26	04/15/26	ZST
1,2,4-Trichlorobenzene	ND		ug/L	5.0	0.1	1	400811	04/15/26	04/15/26	ZST
Hexachlorobutadiene	ND		ug/L	5.0	0.06	1	400811	04/15/26	04/15/26	ZST
1,2,3-Trichlorobenzene	ND		ug/L	5.0	0.09	1	400811	04/15/26	04/15/26	ZST
cis-1,4-Dichloro-2-butene	ND		ug/L	5.0	0.3	1	400811	04/15/26	04/15/26	ZST
trans-1,4-Dichloro-2-butene	ND		ug/L	5.0	0.2	1	400811	04/15/26	04/15/26	ZST
Xylene (total)	ND		ug/L	5.0		1	400811	04/15/26	04/15/26	ZST
Surrogates				Limits						
Dibromofluoromethane	96%		%REC	70-130		1	400811	04/15/26	04/15/26	ZST
1,2-Dichloroethane-d4	97%		%REC	70-130		1	400811	04/15/26	04/15/26	ZST
Toluene-d8	97%		%REC	70-130		1	400811	04/15/26	04/15/26	ZST
Bromofluorobenzene	102%		%REC	70-130		1	400811	04/15/26	04/15/26	ZST

Method: EPA 8270C-SIM
 Prep Method: EPA 3535

1,4-Dioxane	ND		ug/L	1.0	0.87	1	400819	04/15/26	04/15/26	MSS
-------------	----	--	------	-----	------	---	--------	----------	----------	-----

Results for any subcontracted analyses are not included in this section.

Analysis Results for 557594

557594-001 Analyte	Result	Qual	Units	RL	MDL	DF	Batch	Prepared	Analyzed	Chemist
Surrogates				Limits						
1,4-Dioxane-d8 (SUR)	96%		%REC	80-120		1	400819	04/15/26	04/15/26	MSS
Method: EPA 8270E										
Prep Method: EPA 3510C										
Carbazole	ND		ug/L	10	2.8	1	401058	04/17/26	04/18/26	TJW
N-Nitrosodimethylamine	ND		ug/L	10	2.9	1	401058	04/17/26	04/18/26	TJW
Aniline	ND		ug/L	10	2.8	1	401058	04/17/26	04/18/26	TJW
bis(2-Chloroethyl)ether	ND		ug/L	25	3.7	1	401058	04/17/26	04/18/26	TJW
2-Chlorophenol	ND		ug/L	10	3.6	1	401058	04/17/26	04/18/26	TJW
1,3-Dichlorobenzene	ND		ug/L	10	3.3	1	401058	04/17/26	04/18/26	TJW
1,4-Dichlorobenzene	ND		ug/L	10	3.4	1	401058	04/17/26	04/18/26	TJW
Benzyl alcohol	ND		ug/L	25	5.8	1	401058	04/17/26	04/18/26	TJW
1,2-Dichlorobenzene	ND		ug/L	10	3.3	1	401058	04/17/26	04/18/26	TJW
bis(2-Chloroisopropyl) ether	ND		ug/L	10	3.8	1	401058	04/17/26	04/18/26	TJW
N-Nitroso-di-n-propylamine	ND		ug/L	10	3.9	1	401058	04/17/26	04/18/26	TJW
Hexachloroethane	ND		ug/L	10	3.0	1	401058	04/17/26	04/18/26	TJW
Nitrobenzene	ND		ug/L	25	8.4	1	401058	04/17/26	04/18/26	TJW
Isophorone	ND		ug/L	10	3.7	1	401058	04/17/26	04/18/26	TJW
2-Nitrophenol	ND		ug/L	10	5.4	1	401058	04/17/26	04/18/26	TJW
2,4-Dimethylphenol	ND		ug/L	10	3.2	1	401058	04/17/26	04/18/26	TJW
bis(2-Chloroethoxy)methane	ND		ug/L	10	3.7	1	401058	04/17/26	04/18/26	TJW
2,4-Dichlorophenol	ND		ug/L	10	3.7	1	401058	04/17/26	04/18/26	TJW
1,2,4-Trichlorobenzene	ND		ug/L	10	3.4	1	401058	04/17/26	04/18/26	TJW
4-Chloroaniline	ND		ug/L	10	3.1	1	401058	04/17/26	04/18/26	TJW
Hexachlorobutadiene	ND		ug/L	10	2.2	1	401058	04/17/26	04/18/26	TJW
4-Chloro-3-methylphenol	ND		ug/L	10	3.6	1	401058	04/17/26	04/18/26	TJW
2-Methylnaphthalene	ND		ug/L	10	3.4	1	401058	04/17/26	04/18/26	TJW
Hexachlorocyclopentadiene	ND		ug/L	25	7.8	1	401058	04/17/26	04/18/26	TJW
2,4,6-Trichlorophenol	ND		ug/L	10	4.1	1	401058	04/17/26	04/18/26	TJW
2,4,5-Trichlorophenol	ND		ug/L	10	3.7	1	401058	04/17/26	04/18/26	TJW
2-Chloronaphthalene	ND		ug/L	10	3.4	1	401058	04/17/26	04/18/26	TJW
2-Nitroaniline	ND		ug/L	50	4.3	1	401058	04/17/26	04/18/26	TJW
Dimethylphthalate	ND		ug/L	10	3.4	1	401058	04/17/26	04/18/26	TJW
Acenaphthylene	ND		ug/L	10	3.9	1	401058	04/17/26	04/18/26	TJW
2,6-Dinitrotoluene	ND		ug/L	10	4.4	1	401058	04/17/26	04/18/26	TJW
3-Nitroaniline	ND		ug/L	10	4.0	1	401058	04/17/26	04/18/26	TJW
Acenaphthene	ND		ug/L	10	3.2	1	401058	04/17/26	04/18/26	TJW
2,4-Dinitrophenol	ND		ug/L	50	15	1	401058	04/17/26	04/18/26	TJW
4-Nitrophenol	ND		ug/L	50	8.5	1	401058	04/17/26	04/18/26	TJW
Dibenzofuran	ND		ug/L	10	3.2	1	401058	04/17/26	04/18/26	TJW
2,4-Dinitrotoluene	ND		ug/L	10	4.3	1	401058	04/17/26	04/18/26	TJW
Diethylphthalate	ND		ug/L	10	2.9	1	401058	04/17/26	04/18/26	TJW
Fluorene	ND		ug/L	10	3.1	1	401058	04/17/26	04/18/26	TJW
4-Chlorophenyl-phenylether	ND		ug/L	10	3.1	1	401058	04/17/26	04/18/26	TJW
4-Nitroaniline	ND		ug/L	10	3.3	1	401058	04/17/26	04/18/26	TJW
4,6-Dinitro-2-methylphenol	ND		ug/L	50	17	1	401058	04/17/26	04/18/26	TJW
N-Nitrosodiphenylamine	ND		ug/L	10	4.0	1	401058	04/17/26	04/18/26	TJW
1,2-diphenylhydrazine (as azobenzene)	ND		ug/L	10	2.9	1	401058	04/17/26	04/18/26	TJW
4-Bromophenyl-phenylether	ND		ug/L	10	3.3	1	401058	04/17/26	04/18/26	TJW
Hexachlorobenzene	ND		ug/L	10	3.0	1	401058	04/17/26	04/18/26	TJW

Analysis Results for 557594

557594-001 Analyte	Result	Qual	Units	RL	MDL	DF	Batch	Prepared	Analyzed	Chemist
Pentachlorophenol	ND		ug/L	25	5.7	1	401058	04/17/26	04/18/26	TJW
Phenanthrene	ND		ug/L	10	2.9	1	401058	04/17/26	04/18/26	TJW
Anthracene	ND		ug/L	10	2.8	1	401058	04/17/26	04/18/26	TJW
Di-n-butylphthalate	ND		ug/L	10	3.0	1	401058	04/17/26	04/18/26	TJW
Fluoranthene	ND		ug/L	10	2.8	1	401058	04/17/26	04/18/26	TJW
Benzidine	ND		ug/L	50	19	1	401058	04/17/26	04/18/26	TJW
Pyrene	ND		ug/L	10	2.7	1	401058	04/17/26	04/18/26	TJW
Butylbenzylphthalate	ND		ug/L	10	3.6	1	401058	04/17/26	04/18/26	TJW
3,3'-Dichlorobenzidine	ND		ug/L	25	5.2	1	401058	04/17/26	04/18/26	TJW
Benzo(a)anthracene	ND		ug/L	10	2.4	1	401058	04/17/26	04/18/26	TJW
Chrysene	ND		ug/L	10	2.5	1	401058	04/17/26	04/18/26	TJW
bis(2-Ethylhexyl)phthalate	ND		ug/L	10	3.3	1	401058	04/17/26	04/18/26	TJW
Di-n-octylphthalate	ND		ug/L	10	4.7	1	401058	04/17/26	04/18/26	TJW
Benzo(b)fluoranthene	ND		ug/L	10	3.0	1	401058	04/17/26	04/18/26	TJW
Benzo(k)fluoranthene	ND		ug/L	10	3.1	1	401058	04/17/26	04/18/26	TJW
Benzo(a)pyrene	ND		ug/L	10	3.1	1	401058	04/17/26	04/18/26	TJW
Indeno(1,2,3-cd)pyrene	ND		ug/L	10	4.2	1	401058	04/17/26	04/18/26	TJW
Dibenz(a,h)anthracene	ND		ug/L	10	4.2	1	401058	04/17/26	04/18/26	TJW
Benzo(g,h,i)perylene	ND		ug/L	10	4.1	1	401058	04/17/26	04/18/26	TJW
Surrogates				Limits						
2-Fluorophenol	32%		%REC	15-120		1	401058	04/17/26	04/18/26	TJW
Phenol-d6	25%		%REC	15-120		1	401058	04/17/26	04/18/26	TJW
2,4,6-Tribromophenol	89%		%REC	15-140		1	401058	04/17/26	04/18/26	TJW
Nitrobenzene-d5	42%		%REC	15-123		1	401058	04/17/26	04/18/26	TJW
2-Fluorobiphenyl	46%		%REC	15-120		1	401058	04/17/26	04/18/26	TJW
Terphenyl-d14	61%		%REC	15-120		1	401058	04/17/26	04/18/26	TJW
Method: SM 4500-CN-E Prep Method: METHOD										
Cyanide	ND		mg/L	0.0050	0.0017	0.5	400903	04/15/26	04/16/26	JAK
Method: SM 4500-P-B5-E										
Phosphorus	0.63		mg/L	0.020	0.014	1	400879	04/15/26	04/15/26	RDL
Method: SM 4500-S2-D Prep Method: METHOD										
Sulfide	ND		mg/L	0.10		1	400888	04/15/26	04/15/26	TXC
Method: SM 5310B Prep Method: SM 5310B										
Total Organic Carbon	19		mg/L	1.0	0.49	1	400872	04/15/26	04/15/26	BDR
Method: SM 9221B Prep Method: METHOD										
Coliform, Total	>1,600		MPN/100ml	1.8		1	400856	04/14/26 19:02	04/16/26 15:58	BPH
Method: SM 9221F										
Coliform, E. Coli	49		MPN/100ml	1.8		1	400856	04/14/26 19:02	04/16/26 15:58	BPH
Method: SM2130B										
Turbidity	3,300		NTU	0.20	0.12	1	400785	04/14/26 21:48	04/14/26 21:48	TRR
Method: SM2320B Prep Method: METHOD										
Bicarbonate	130		mg/L	2.4		1	400866	04/15/26	04/15/26	WWC
Alkalinity, Total as CaCO3	100		mg/L	2.0		1	400866	04/15/26	04/15/26	WWC

Analysis Results for 557594

557594-001 Analyte	Result	Qual	Units	RL	MDL	DF	Batch	Prepared	Analyzed	Chemist
Method: SM2510B Prep Method: METHOD										
Specific Conductance	930		umhos/cm	1.0		1	400885	04/15/26	04/15/26	JAG
Method: SM2540C Prep Method: METHOD										
Total Dissolved Solids	720		mg/L	20		2	400840	04/15/26	04/16/26	JAG
Method: SM2540D Prep Method: METHOD										
Total Suspended Solids	1,200		mg/L	0.5		1	400839	04/15/26	04/16/26	JAG
Method: SM5210B Prep Method: METHOD										
Biochemical Oxygen Demand	6.4		mg/L	3.0		1	400878	04/15/26 12:18	04/20/26 15:01	AAB
Method: SM5220D Prep Method: SM 5220D										
Chemical Oxygen Demand	54		mg/L	4.0	2.6	1	400873	04/15/26	04/15/26	RDL

* Value is outside QC limits
 > Value exceeds indicated concentration
 J Estimated value
 ND Not Detected

Batch QC

Type: Blank	Lab ID: QC1360305	Batch: 400874
Matrix: Water	Method: EPA 1664A	Prep Method: METHOD

QC1360305 Analyte	Result	Qual	Units	RL	MDL	Prepared	Analyzed
Total Oil and Grease	ND		mg/L	5.0	0.97	04/15/26	04/16/26

Type: Lab Control Sample	Lab ID: QC1360306	Batch: 400874
Matrix: Water	Method: EPA 1664A	Prep Method: METHOD

QC1360306 Analyte	Result	Spiked	Units	Recovery	Qual	Limits
Total Oil and Grease	37.10	40.00	mg/L	93%		78-114

Type: Lab Control Sample Duplicate	Lab ID: QC1360307	Batch: 400874
Matrix: Water	Method: EPA 1664A	Prep Method: METHOD

QC1360307 Analyte	Result	Spiked	Units	Recovery	Qual	Limits	RPD	RPD Lim
Total Oil and Grease	36.50	40.00	mg/L	91%		78-114	2	18

Type: Blank	Lab ID: QC1360196	Batch: 400830
Matrix: Water	Method: EPA 200.7	Prep Method: EPA 3015A

QC1360196 Analyte	Result	Qual	Units	RL	MDL	Prepared	Analyzed
Calcium	ND		mg/L	0.10	0.022	04/15/26	04/15/26
Iron	ND		mg/L	0.027	0.027	04/15/26	04/15/26
Magnesium	ND		mg/L	0.10	0.010	04/15/26	04/15/26
Potassium	ND		mg/L	0.50	0.15	04/15/26	04/15/26
Sodium	ND		mg/L	0.50	0.017	04/15/26	04/15/26

Type: Lab Control Sample	Lab ID: QC1360197	Batch: 400830
Matrix: Water	Method: EPA 200.7	Prep Method: EPA 3015A

QC1360197 Analyte	Result	Spiked	Units	Recovery	Qual	Limits
Calcium	20.87	20.40	mg/L	102%		85-115
Iron	0.4049	0.4000	mg/L	101%		85-115
Magnesium	20.71	20.40	mg/L	101%		85-115
Potassium	24.64	24.00	mg/L	103%		85-115
Sodium	20.72	20.40	mg/L	102%		85-115

Batch QC

Type: Matrix Spike	Lab ID: QC1360198	Batch: 400830
Matrix (Source ID): Water (557594-001)	Method: EPA 200.7	Prep Method: EPA 3015A

QC1360198 Analyte	Result	Source Sample Result	Spiked	Units	Recovery	Qual	Limits	DF
Calcium	167.5	148.3	20.40	mg/L	94%	NM	75-125	1
Iron	42.44	42.15	0.4000	mg/L	72%	NM	75-125	1
Magnesium	44.52	24.10	20.40	mg/L	100%		75-125	1
Potassium	43.48	18.85	24.00	mg/L	103%		75-125	1
Sodium	120.7	101.8	20.40	mg/L	93%	NM	75-125	1

Type: Matrix Spike Duplicate	Lab ID: QC1360199	Batch: 400830
Matrix (Source ID): Water (557594-001)	Method: EPA 200.7	Prep Method: EPA 3015A

QC1360199 Analyte	Result	Source Sample Result	Spiked	Units	Recovery	Qual	Limits	RPD	RPD Lim	DF
Calcium	166.8	148.3	20.40	mg/L	91%	NM	75-125	0	20	1
Iron	36.21	42.15	0.4000	mg/L	-1485%	NM	75-125	16	20	1
Magnesium	43.42	24.10	20.40	mg/L	95%		75-125	3	20	1
Potassium	42.59	18.85	24.00	mg/L	99%		75-125	2	20	1
Sodium	119.6	101.8	20.40	mg/L	87%	NM	75-125	1	20	1

Type: Serial Dilution	Lab ID: QC1360253	Batch: 400830
Matrix (Source ID): Water (557594-001)	Method: EPA 200.7	Prep Method: EPA 3015A

QC1360253 Analyte	Result	Source Sample Result	Units	Qual	RPD	RPD Lim	DF
Calcium	154.7	148.3	mg/L				5
Iron	44.41	42.15	mg/L				5
Magnesium	25.29	24.10	mg/L				5
Potassium	18.98	18.85	mg/L				5
Sodium	106.2	101.8	mg/L				5

Batch QC

Type: Blank	Lab ID: QC1360185	Batch: 400828
Matrix: Water	Method: EPA 200.8	Prep Method: EPA 3015A

QC1360185 Analyte	Result	Qual	Units	RL	MDL	Prepared	Analyzed
Antimony	ND		ug/L	2.0	0.058	04/15/26	04/15/26
Arsenic	ND		ug/L	2.0	0.059	04/15/26	04/15/26
Barium	ND		ug/L	5.0	0.069	04/15/26	04/15/26
Beryllium	ND		ug/L	1.0	0.044	04/15/26	04/15/26
Boron	ND		ug/L	10	5.7	04/15/26	04/15/26
Cadmium	ND		ug/L	1.0	0.079	04/15/26	04/15/26
Chromium	ND		ug/L	5.0	0.14	04/15/26	04/15/26
Cobalt	ND		ug/L	1.0	0.033	04/15/26	04/15/26
Copper	ND		ug/L	3.0	1.4	04/15/26	04/15/26
Lead	ND		ug/L	5.0	0.31	04/15/26	04/15/26
Manganese	ND		ug/L	10	0.62	04/15/26	04/15/26
Nickel	ND		ug/L	5.0	0.13	04/15/26	04/15/26
Selenium	ND		ug/L	2.0	0.60	04/15/26	04/15/26
Silver	ND		ug/L	5.0	0.087	04/15/26	04/15/26
Thallium	ND		ug/L	1.0	0.031	04/15/26	04/15/26
Tin	ND		ug/L	5.0	0.59	04/15/26	04/15/26
Vanadium	ND		ug/L	5.0	0.25	04/15/26	04/15/26
Zinc	ND		ug/L	10	2.1	04/15/26	04/15/26

Type: Lab Control Sample	Lab ID: QC1360186	Batch: 400828
Matrix: Water	Method: EPA 200.8	Prep Method: EPA 3015A

QC1360186 Analyte	Result	Spiked	Units	Recovery	Qual	Limits
Antimony	105.0	100.0	ug/L	105%		85-115
Arsenic	97.27	100.0	ug/L	97%		85-115
Barium	98.71	100.0	ug/L	99%		85-115
Beryllium	101.8	100.0	ug/L	102%		85-115
Boron	97.41	100.0	ug/L	97%		85-115
Cadmium	100.1	100.0	ug/L	100%		85-115
Chromium	99.13	100.0	ug/L	99%		85-115
Cobalt	102.2	100.0	ug/L	102%		85-115
Copper	101.1	100.0	ug/L	101%		85-115
Lead	98.36	100.0	ug/L	98%		85-115
Manganese	100.5	100.0	ug/L	100%		85-115
Nickel	102.0	100.0	ug/L	102%		85-115
Selenium	96.01	100.0	ug/L	96%		85-115
Silver	50.28	50.00	ug/L	101%		85-115
Thallium	101.2	100.0	ug/L	101%		85-115
Tin	98.00	100.0	ug/L	98%		85-115
Vanadium	100.1	100.0	ug/L	100%		85-115
Zinc	95.97	100.0	ug/L	96%		85-115

Batch QC

Type: Matrix Spike	Lab ID: QC1360194	Batch: 400828
Matrix (Source ID): Water (557534-004)	Method: EPA 200.8	Prep Method: EPA 3015A

QC1360194 Analyte	Result	Source Sample Result	Spiked	Units	Recovery	Qual	Limits	DF
Antimony	102.9	ND	100.0	ug/L	103%		70-130	10
Arsenic	97.71	ND	100.0	ug/L	98%		70-130	10
Barium	131.7	36.61	100.0	ug/L	95%		70-130	10
Beryllium	97.99	ND	100.0	ug/L	98%		70-130	10
Boron	228.3	163.3	100.0	ug/L	65%	*	70-130	10
Cadmium	96.85	ND	100.0	ug/L	97%		70-130	10
Chromium	101.8	ND	100.0	ug/L	102%		70-130	10
Cobalt	104.6	ND	100.0	ug/L	105%		70-130	10
Copper	104.8	ND	100.0	ug/L	105%		70-130	10
Lead	96.97	ND	100.0	ug/L	97%		70-130	10
Manganese	239.3	141.0	100.0	ug/L	98%		70-130	10
Nickel	105.6	ND	100.0	ug/L	106%		70-130	10
Selenium	105.2	ND	100.0	ug/L	105%		70-130	10
Silver	48.46	ND	50.00	ug/L	97%		70-130	10
Thallium	97.85	ND	100.0	ug/L	98%		70-130	10
Tin	97.57	ND	100.0	ug/L	98%		70-130	10
Vanadium	99.78	ND	100.0	ug/L	100%		70-130	10
Zinc	99.97	ND	100.0	ug/L	100%		70-130	10

Type: Matrix Spike Duplicate	Lab ID: QC1360195	Batch: 400828
Matrix (Source ID): Water (557534-004)	Method: EPA 200.8	Prep Method: EPA 3015A

QC1360195 Analyte	Result	Source Sample Result	Spiked	Units	Recovery	Qual	Limits	RPD	RPD Lim	DF
Antimony	105.2	ND	100.0	ug/L	105%		70-130	2	20	10
Arsenic	94.69	ND	100.0	ug/L	95%		70-130	3	20	10
Barium	131.3	36.61	100.0	ug/L	95%		70-130	0	20	10
Beryllium	101.9	ND	100.0	ug/L	102%		70-130	4	20	10
Boron	208.1	163.3	100.0	ug/L	45%	*	70-130	9	20	10
Cadmium	97.44	ND	100.0	ug/L	97%		70-130	1	20	10
Chromium	99.94	ND	100.0	ug/L	100%		70-130	2	20	10
Cobalt	100.5	ND	100.0	ug/L	100%		70-130	4	20	10
Copper	99.97	ND	100.0	ug/L	100%		70-130	5	20	10
Lead	96.06	ND	100.0	ug/L	96%		70-130	1	20	10
Manganese	236.5	141.0	100.0	ug/L	96%		70-130	1	20	10
Nickel	100.1	ND	100.0	ug/L	100%		70-130	5	20	10
Selenium	96.91	ND	100.0	ug/L	97%		70-130	8	20	10
Silver	50.37	ND	50.00	ug/L	101%		70-130	4	20	10
Thallium	97.07	ND	100.0	ug/L	97%		70-130	1	20	10
Tin	99.93	ND	100.0	ug/L	100%		70-130	2	20	10
Vanadium	100.6	ND	100.0	ug/L	101%		70-130	1	20	10
Zinc	97.60	ND	100.0	ug/L	98%		70-130	2	20	10

Batch QC

Type: Blank	Lab ID: QC1360140	Batch: 400818
Matrix: Water	Method: EPA 245.1	Prep Method: EPA 245.1

QC1360140 Analyte	Result	Qual	Units	RL	MDL	Prepared	Analyzed
Mercury	ND		ug/L	0.40	0.063	04/15/26	04/15/26

Type: Lab Control Sample	Lab ID: QC1360141	Batch: 400818
Matrix: Water	Method: EPA 245.1	Prep Method: EPA 245.1

QC1360141 Analyte	Result	Spiked	Units	Recovery	Qual	Limits
Mercury	4.920	5.000	ug/L	98%		85-115

Type: Matrix Spike	Lab ID: QC1360142	Batch: 400818
Matrix (Source ID): Water (557588-001)	Method: EPA 245.1	Prep Method: EPA 245.1

QC1360142 Analyte	Result	Source Sample Result	Spiked	Units	Recovery	Qual	Limits	DF
Mercury	966.4	ND	1000	ug/L	97%		75-125	200

Type: Matrix Spike Duplicate	Lab ID: QC1360143	Batch: 400818
Matrix (Source ID): Water (557588-001)	Method: EPA 245.1	Prep Method: EPA 245.1

QC1360143 Analyte	Result	Source Sample Result	Spiked	Units	Recovery	Qual	Limits	RPD	Lim	DF
Mercury	963.6	ND	1000	ug/L	96%		75-125	0	20	200

Type: Matrix Spike	Lab ID: QC1360144	Batch: 400818
Matrix (Source ID): Water (557588-002)	Method: EPA 245.1	Prep Method: EPA 245.1

QC1360144 Analyte	Result	Source Sample Result	Spiked	Units	Recovery	Qual	Limits	DF
Mercury	938.7	ND	1000	ug/L	94%		75-125	200

Type: Matrix Spike Duplicate	Lab ID: QC1360145	Batch: 400818
Matrix (Source ID): Water (557588-002)	Method: EPA 245.1	Prep Method: EPA 245.1

QC1360145 Analyte	Result	Source Sample Result	Spiked	Units	Recovery	Qual	Limits	RPD	Lim	DF
Mercury	967.2	ND	1000	ug/L	97%		75-125	3	20	200

Batch QC

Type: Blank	Lab ID: QC1359963	Batch: 400760
Matrix: Water	Method: EPA 300.0	Prep Method: METHOD

QC1359963 Analyte	Result	Qual	Units	RL	MDL	Prepared	Analyzed
Fluoride	ND		mg/L	0.20	0.083	04/14/26 14:44	04/14/26 18:11
Chloride	ND		mg/L	1.0	0.27	04/14/26 14:44	04/14/26 18:11
Nitrogen, Nitrite	ND		mg/L	0.10	0.01	04/14/26 14:44	04/14/26 18:11
Bromide	ND		mg/L	0.30	0.038	04/14/26 14:44	04/14/26 18:11
Nitrogen, Nitrate	ND		mg/L	0.10	0.05	04/14/26 14:44	04/14/26 18:11
Sulfate	ND		mg/L	1.0	0.20	04/14/26 14:44	04/14/26 18:11

Type: Lab Control Sample	Lab ID: QC1359964	Batch: 400760
Matrix: Water	Method: EPA 300.0	Prep Method: METHOD

QC1359964 Analyte	Result	Spiked	Units	Recovery	Qual	Limits
Fluoride	10.06	10.00	mg/L	101%		90-110
Chloride	48.06	50.00	mg/L	96%		90-110
Nitrogen, Nitrite	4.640	4.567	mg/L	102%		90-110
Bromide	15.37	15.00	mg/L	102%		90-110
Nitrogen, Nitrate	4.640	4.518	mg/L	103%		90-110
Sulfate	25.40	25.00	mg/L	102%		90-110

Type: Matrix Spike	Lab ID: QC1359970	Batch: 400760
Matrix (Source ID): Water (557532-001)	Method: EPA 300.0	Prep Method: METHOD

QC1359970 Analyte	Result	Source Sample Result	Spiked	Units	Recovery	Qual	Limits	DF
Fluoride	25.37	0.2518	20.00	mg/L	126%		80-129	1
Chloride	251.6	148.5	100.0	mg/L	103%	E	80-123	1
Nitrogen, Nitrite	10.98	ND	9.134	mg/L	120%		80-122	1
Bromide	18.44	0.4467	15.00	mg/L	120%		80-121	1
Nitrogen, Nitrate	10.95	ND	9.036	mg/L	121%		80-123	1
Sulfate	105.8	44.51	50.00	mg/L	123%	E	79-124	1

Type: Matrix Spike Duplicate	Lab ID: QC1359971	Batch: 400760
Matrix (Source ID): Water (557532-001)	Method: EPA 300.0	Prep Method: METHOD

QC1359971 Analyte	Result	Source Sample Result	Spiked	Units	Recovery	Qual	Limits	RPD	RPD Lim	DF
Fluoride	26.19	0.2518	20.00	mg/L	130%	*	80-129	3	21	1
Chloride	254.3	148.5	100.0	mg/L	106%	E	80-123		20	1
Nitrogen, Nitrite	11.32	ND	9.134	mg/L	124%	*	80-122	3	21	1
Bromide	18.94	0.4467	15.00	mg/L	123%	*	80-121	3	20	1
Nitrogen, Nitrate	11.26	ND	9.036	mg/L	125%	*	80-123	3	20	1
Sulfate	107.7	44.51	50.00	mg/L	126%	E,*	79-124		20	1

Batch QC

Type: Matrix Spike	Lab ID: QC1360098	Batch: 400760
Matrix (Source ID): Water (557534-004)	Method: EPA 300.0	Prep Method: METHOD

QC1360098 Analyte	Result	Source Sample Result	Spiked	Units	Recovery	Qual	Limits	DF
Fluoride	22.04	0.4938	20.00	mg/L	108%		80-129	1
Chloride	213.7	118.8	100.0	mg/L	95%	E	80-123	1
Nitrogen, Nitrite	9.660	ND	9.134	mg/L	106%		80-122	1
Bromide	16.43	0.5162	15.00	mg/L	106%		80-121	1
Nitrogen, Nitrate	9.762	0.1858	9.036	mg/L	106%		80-123	1
Sulfate	152.9	108.3	50.00	mg/L	89%	E,NM	79-124	1

Type: Matrix Spike Duplicate	Lab ID: QC1360099	Batch: 400760
Matrix (Source ID): Water (557534-004)	Method: EPA 300.0	Prep Method: METHOD

QC1360099 Analyte	Result	Source Sample Result	Spiked	Units	Recovery	Qual	Limits	RPD	RPD Lim	DF
Fluoride	21.69	0.4938	20.00	mg/L	106%		80-129	2	21	1
Chloride	212.0	118.8	100.0	mg/L	93%	E	80-123		20	1
Nitrogen, Nitrite	9.506	ND	9.134	mg/L	104%		80-122	2	21	1
Bromide	16.11	0.5162	15.00	mg/L	104%		80-121	2	20	1
Nitrogen, Nitrate	9.557	0.1858	9.036	mg/L	104%		80-123	2	20	1
Sulfate	152.9	108.3	50.00	mg/L	89%	E,NM	79-124		20	1

Type: Blank	Lab ID: QC1360220	Batch: 400838
Matrix: Water	Method: EPA 350.1	Prep Method: METHOD

QC1360220 Analyte	Result	Qual	Units	RL	MDL	Prepared	Analyzed
Ammonia-N	ND		mg/L	0.10	0.068	04/15/26	04/15/26

Type: Lab Control Sample	Lab ID: QC1360221	Batch: 400838
Matrix: Water	Method: EPA 350.1	Prep Method: METHOD

QC1360221 Analyte	Result	Spiked	Units	Recovery	Qual	Limits
Ammonia-N	0.9118	1.000	mg/L	91%		90-110

Type: Matrix Spike	Lab ID: QC1360222	Batch: 400838
Matrix (Source ID): Water (557428-001)	Method: EPA 350.1	Prep Method: METHOD

QC1360222 Analyte	Result	Source Sample Result	Spiked	Units	Recovery	Qual	Limits	DF
Ammonia-N	0.9342	ND	1.000	mg/L	93%		90-110	1

Batch QC

Type: Matrix Spike Duplicate	Lab ID: QC1360223	Batch: 400838
Matrix (Source ID): Water (557428-001)	Method: EPA 350.1	Prep Method: METHOD

QC1360223 Analyte	Result	Source Sample Result	Spiked	Units	Recovery	Qual	Limits	RPD	RPD Lim	DF
Ammonia-N	0.9517	ND	1.000	mg/L	95%		90-110	2	20	1

Type: Blank	Lab ID: QC1360263	Batch: 400851
Matrix: Water	Method: EPA 420.1	Prep Method: METHOD

QC1360263 Analyte	Result	Qual	Units	RL	MDL	Prepared	Analyzed
Total Phenolics	ND		mg/L	0.010	0.0056	04/15/26	04/15/26

Type: Lab Control Sample	Lab ID: QC1360264	Batch: 400851
Matrix: Water	Method: EPA 420.1	Prep Method: METHOD

QC1360264 Analyte	Result	Spiked	Units	Recovery	Qual	Limits
Total Phenolics	0.07800	0.08000	mg/L	98%		80-120

Type: Lab Control Sample Duplicate	Lab ID: QC1360265	Batch: 400851
Matrix: Water	Method: EPA 420.1	Prep Method: METHOD

QC1360265 Analyte	Result	Spiked	Units	Recovery	Qual	Limits	RPD	RPD Lim
Total Phenolics	0.07500	0.08000	mg/L	94%		80-120	4	20

Batch QC

Type: Blank	Lab ID: QC1361169	Batch: 401058
Matrix: Water		

QC1361169 Analyte	Result	Qual	Units	RL	MDL	Prepared	Analyzed
Method: EPA 625.1							
Prep Method: EPA 3510C							
a-Terpineol	ND		ug/L	10	2.1	04/17/26	04/18/26
Benzoic acid	ND		ug/L	50	11	04/17/26	04/17/26
2-Methylphenol	ND		ug/L	10	3.2	04/17/26	04/17/26
Pyridine	ND		ug/L	10	2.8	04/17/26	04/17/26
Phenol	ND		ug/L	10	2.1	04/17/26	04/17/26
Naphthalene	ND		ug/L	10	3.6	04/17/26	04/17/26
3-,4-Methylphenol	ND		ug/L	10	3.0	04/17/26	04/17/26
Cresol	ND		ug/L	10		04/17/26	04/17/26
Surrogates				Limits			
2-Fluorophenol	31%	*	%REC	36-95		04/17/26	04/17/26
Phenol-d6	18%	*	%REC	28-82		04/17/26	04/17/26
2,4,6-Tribromophenol	73%		%REC	61-140		04/17/26	04/17/26
Nitrobenzene-d5	67%		%REC	48-123		04/17/26	04/17/26
2-Fluorobiphenyl	63%		%REC	51-105		04/17/26	04/17/26
Terphenyl-d14	78%		%REC	65-117		04/17/26	04/17/26
Method: EPA 8270E							
Prep Method: EPA 3510C							
Carbazole	ND		ug/L	10	2.8	04/17/26	04/17/26
N-Nitrosodimethylamine	ND		ug/L	10	2.9	04/17/26	04/17/26
Aniline	ND		ug/L	10	2.8	04/17/26	04/17/26
bis(2-Chloroethyl)ether	ND		ug/L	25	3.7	04/17/26	04/17/26
2-Chlorophenol	ND		ug/L	10	3.6	04/17/26	04/17/26
1,3-Dichlorobenzene	ND		ug/L	10	3.3	04/17/26	04/17/26
1,4-Dichlorobenzene	ND		ug/L	10	3.4	04/17/26	04/17/26
Benzyl alcohol	ND		ug/L	25	5.8	04/17/26	04/17/26
1,2-Dichlorobenzene	ND		ug/L	10	3.3	04/17/26	04/17/26
bis(2-Chloroisopropyl) ether	ND		ug/L	10	3.8	04/17/26	04/17/26
N-Nitroso-di-n-propylamine	ND		ug/L	10	3.9	04/17/26	04/17/26
Hexachloroethane	ND		ug/L	10	3.0	04/17/26	04/17/26
Nitrobenzene	ND		ug/L	25	8.4	04/17/26	04/17/26
Isophorone	ND		ug/L	10	3.7	04/17/26	04/17/26
2-Nitrophenol	ND		ug/L	10	5.4	04/17/26	04/17/26
2,4-Dimethylphenol	ND		ug/L	10	3.2	04/17/26	04/17/26
bis(2-Chloroethoxy)methane	ND		ug/L	10	3.7	04/17/26	04/17/26
2,4-Dichlorophenol	ND		ug/L	10	3.7	04/17/26	04/17/26
1,2,4-Trichlorobenzene	ND		ug/L	10	3.4	04/17/26	04/17/26
4-Chloroaniline	ND		ug/L	10	3.1	04/17/26	04/17/26
Hexachlorobutadiene	ND		ug/L	10	2.2	04/17/26	04/17/26
4-Chloro-3-methylphenol	ND		ug/L	10	3.6	04/17/26	04/17/26
2-Methylnaphthalene	ND		ug/L	10	3.4	04/17/26	04/17/26
Hexachlorocyclopentadiene	ND		ug/L	25	7.8	04/17/26	04/17/26
2,4,6-Trichlorophenol	ND		ug/L	10	4.1	04/17/26	04/17/26
2,4,5-Trichlorophenol	ND		ug/L	10	3.7	04/17/26	04/17/26
2-Chloronaphthalene	ND		ug/L	10	3.4	04/17/26	04/17/26
2-Nitroaniline	ND		ug/L	50	4.3	04/17/26	04/17/26

Batch QC

QC1361169 Analyte	Result	Qual	Units	RL	MDL	Prepared	Analyzed
Dimethylphthalate	ND		ug/L	10	3.4	04/17/26	04/17/26
Acenaphthylene	ND		ug/L	10	3.9	04/17/26	04/17/26
2,6-Dinitrotoluene	ND		ug/L	10	4.4	04/17/26	04/17/26
3-Nitroaniline	ND		ug/L	10	4.0	04/17/26	04/17/26
Acenaphthene	ND		ug/L	10	3.2	04/17/26	04/17/26
2,4-Dinitrophenol	ND		ug/L	50	15	04/17/26	04/17/26
4-Nitrophenol	ND		ug/L	50	8.5	04/17/26	04/17/26
Dibenzofuran	ND		ug/L	10	3.2	04/17/26	04/17/26
2,4-Dinitrotoluene	ND		ug/L	10	4.3	04/17/26	04/17/26
Diethylphthalate	ND		ug/L	10	2.9	04/17/26	04/17/26
Fluorene	ND		ug/L	10	3.1	04/17/26	04/17/26
4-Chlorophenyl-phenylether	ND		ug/L	10	3.1	04/17/26	04/17/26
4-Nitroaniline	ND		ug/L	10	3.3	04/17/26	04/17/26
4,6-Dinitro-2-methylphenol	ND		ug/L	50	17	04/17/26	04/17/26
N-Nitrosodiphenylamine	ND		ug/L	10	4.0	04/17/26	04/17/26
1,2-diphenylhydrazine (as azobenzene)	ND		ug/L	10	2.9	04/17/26	04/17/26
4-Bromophenyl-phenylether	ND		ug/L	10	3.3	04/17/26	04/17/26
Hexachlorobenzene	ND		ug/L	10	3.0	04/17/26	04/17/26
Pentachlorophenol	ND		ug/L	25	5.7	04/17/26	04/17/26
Phenanthrene	ND		ug/L	10	2.9	04/17/26	04/17/26
Anthracene	ND		ug/L	10	2.8	04/17/26	04/17/26
Di-n-butylphthalate	ND		ug/L	10	3.0	04/17/26	04/17/26
Fluoranthene	ND		ug/L	10	2.8	04/17/26	04/17/26
Benzidine	ND		ug/L	50	19	04/17/26	04/17/26
Pyrene	ND		ug/L	10	2.7	04/17/26	04/17/26
Butylbenzylphthalate	ND		ug/L	10	3.6	04/17/26	04/17/26
3,3'-Dichlorobenzidine	ND		ug/L	25	5.2	04/17/26	04/17/26
Benzo(a)anthracene	ND		ug/L	10	2.4	04/17/26	04/17/26
Chrysene	ND		ug/L	10	2.5	04/17/26	04/17/26
bis(2-Ethylhexyl)phthalate	ND		ug/L	10	3.3	04/17/26	04/17/26
Di-n-octylphthalate	ND		ug/L	10	4.7	04/17/26	04/17/26
Benzo(b)fluoranthene	ND		ug/L	10	3.0	04/17/26	04/17/26
Benzo(k)fluoranthene	ND		ug/L	10	3.1	04/17/26	04/17/26
Benzo(a)pyrene	ND		ug/L	10	3.1	04/17/26	04/17/26
Indeno(1,2,3-cd)pyrene	ND		ug/L	10	4.2	04/17/26	04/17/26
Dibenz(a,h)anthracene	ND		ug/L	10	4.2	04/17/26	04/17/26
Benzo(g,h,i)perylene	ND		ug/L	10	4.1	04/17/26	04/17/26
Surrogates				Limits			
2-Fluorophenol	31%		%REC	15-120		04/17/26	04/17/26
Phenol-d6	18%		%REC	15-120		04/17/26	04/17/26
2,4,6-Tribromophenol	73%		%REC	15-140		04/17/26	04/17/26
Nitrobenzene-d5	67%		%REC	15-123		04/17/26	04/17/26
2-Fluorobiphenyl	63%		%REC	15-120		04/17/26	04/17/26
Terphenyl-d14	78%		%REC	15-120		04/17/26	04/17/26

Batch QC

Type: Lab Control Sample	Lab ID: QC1361170	Batch: 401058
Matrix: Water		

QC1361170 Analyte	Result	Spiked	Units	Recovery	Qual	Limits
Method: EPA 625.1						
Prep Method: EPA 3510C						
2-Methylphenol	42.88	75.00	ug/L	57%		44-120
Pyridine	28.98	75.00	ug/L	39%		13-120
Phenol	16.48	75.00	ug/L	22%		10-85
Naphthalene	53.27	75.00	ug/L	71%		23-133
3-,4-Methylphenol	39.71	75.00	ug/L	53%		40-120
Surrogates						
2-Fluorophenol	12.54	40.00	ug/L	31%	*	36-95
Phenol-d6	7.762	40.00	ug/L	19%	*	28-82
2,4,6-Tribromophenol	32.11	40.00	ug/L	80%		61-140
Nitrobenzene-d5	27.04	40.00	ug/L	68%		48-123
2-Fluorobiphenyl	25.77	40.00	ug/L	64%		51-105
Terphenyl-d14	29.62	40.00	ug/L	74%		65-117
Method: EPA 8270E						
Prep Method: EPA 3510C						
Phenol	16.48	75.00	ug/L	22%		14-120
2-Chlorophenol	54.79	75.00	ug/L	73%		46-120
1,4-Dichlorobenzene	46.09	75.00	ug/L	61%		42-120
3-,4-Methylphenol	39.71	75.00	ug/L	53%		40-120
N-Nitroso-di-n-propylamine	63.80	75.00	ug/L	85%		54-121
2,4-Dimethylphenol	52.87	75.00	ug/L	70%		48-120
1,2,4-Trichlorobenzene	50.83	75.00	ug/L	68%		45-120
4-Chloro-3-methylphenol	61.59	75.00	ug/L	82%		60-121
2,4,5-Trichlorophenol	64.34	75.00	ug/L	86%		62-124
Acenaphthene	59.69	75.00	ug/L	80%		56-120
4-Nitrophenol	20.94	75.00	ug/L	28%		17-120
2,4-Dinitrotoluene	68.50	75.00	ug/L	91%		69-127
Pentachlorophenol	75.90	75.00	ug/L	101%		51-120
Pyrene	65.99	75.00	ug/L	88%		68-123
Chrysene	69.05	75.00	ug/L	92%		66-120
Benzo(b)fluoranthene	75.46	75.00	ug/L	101%		67-120
Surrogates						
2-Fluorophenol	12.54	40.00	ug/L	31%		15-120
Phenol-d6	7.762	40.00	ug/L	19%		15-120
2,4,6-Tribromophenol	32.11	40.00	ug/L	80%		15-140
Nitrobenzene-d5	27.04	40.00	ug/L	68%		15-123
2-Fluorobiphenyl	25.77	40.00	ug/L	64%		15-120
Terphenyl-d14	29.62	40.00	ug/L	74%		15-120

Batch QC

Type: Lab Control Sample Duplicate	Lab ID: QC1361171	Batch: 401058
Matrix: Water		

QC1361171 Analyte	Result	Spiked	Units	Recovery	Qual	Limits	RPD	RPD Lim
Method: EPA 625.1								
Prep Method: EPA 3510C								
2-Methylphenol	47.10	75.00	ug/L	63%		44-120	9	51
Pyridine	32.52	75.00	ug/L	43%		13-120	11	62
Phenol	17.74	75.00	ug/L	24%		10-85	7	52
Naphthalene	58.70	75.00	ug/L	78%		23-133	10	50
3-,4-Methylphenol	42.95	75.00	ug/L	57%		40-120	8	51
Surrogates								
2-Fluorophenol	13.86	40.00	ug/L	35%	*	36-95		
Phenol-d6	8.351	40.00	ug/L	21%	*	28-82		
2,4,6-Tribromophenol	33.92	40.00	ug/L	85%		61-140		
Nitrobenzene-d5	30.05	40.00	ug/L	75%		48-123		
2-Fluorobiphenyl	26.89	40.00	ug/L	67%		51-105		
Terphenyl-d14	31.80	40.00	ug/L	80%		65-117		
Method: EPA 8270E								
Prep Method: EPA 3510C								
Phenol	17.74	75.00	ug/L	24%		14-120	7	52
2-Chlorophenol	60.37	75.00	ug/L	80%		46-120	10	52
1,4-Dichlorobenzene	53.24	75.00	ug/L	71%		42-120	14	53
3-,4-Methylphenol	42.95	75.00	ug/L	57%		40-120	8	51
N-Nitroso-di-n-propylamine	68.71	75.00	ug/L	92%		54-121	7	52
2,4-Dimethylphenol	56.70	75.00	ug/L	76%		48-120	7	52
1,2,4-Trichlorobenzene	58.05	75.00	ug/L	77%		45-120	13	54
4-Chloro-3-methylphenol	63.30	75.00	ug/L	84%		60-121	3	47
2,4,5-Trichlorophenol	66.68	75.00	ug/L	89%		62-124	4	46
Acenaphthene	63.23	75.00	ug/L	84%		56-120	6	46
4-Nitrophenol	19.96	75.00	ug/L	27%		17-120	5	44
2,4-Dinitrotoluene	70.99	75.00	ug/L	95%		69-127	4	40
Pentachlorophenol	80.63	75.00	ug/L	108%		51-120	6	42
Pyrene	70.50	75.00	ug/L	94%		68-123	7	39
Chrysene	72.96	75.00	ug/L	97%		66-120	6	38
Benzo(b)fluoranthene	80.87	75.00	ug/L	108%		67-120	7	39
Surrogates								
2-Fluorophenol	13.86	40.00	ug/L	35%		15-120		
Phenol-d6	8.351	40.00	ug/L	21%		15-120		
2,4,6-Tribromophenol	33.92	40.00	ug/L	85%		15-140		
Nitrobenzene-d5	30.05	40.00	ug/L	75%		15-123		
2-Fluorobiphenyl	26.89	40.00	ug/L	67%		15-120		
Terphenyl-d14	31.80	40.00	ug/L	80%		15-120		

Batch QC

Type: Lab Control Sample	Lab ID: QC1361173	Batch: 401058
Matrix: TCLP Leachate	Method: EPA 625.1	Prep Method: EPA 3510C

QC1361173 Analyte	Result	Spiked	Units	Recovery	Qual	Limits
2-Methylphenol	93.64	150.0	ug/L	62%		44-120
Pyridine	83.48	150.0	ug/L	56%		13-120
Phenol	51.34	150.0	ug/L	34%		10-85
Naphthalene	97.05	150.0	ug/L	65%		23-133
3-,4-Methylphenol	91.20	150.0	ug/L	61%		40-120
Surrogates						
2-Fluorophenol	34.15	80.00	ug/L	43%		36-95
Phenol-d6	24.29	80.00	ug/L	30%		28-82
2,4,6-Tribromophenol	60.03	80.00	ug/L	75%		61-140
Nitrobenzene-d5	50.60	80.00	ug/L	63%		48-123
2-Fluorobiphenyl	45.74	80.00	ug/L	57%		51-105
Terphenyl-d14	60.60	80.00	ug/L	76%		65-117

Type: Sample Spike	Lab ID: QC1361174	Batch: 401058
Matrix (Source ID): TCLP Leachate (557714-001)	Method: EPA 625.1	Prep Method: EPA 3510C

QC1361174 Analyte	Result	Source Sample Result	Spiked	Units	Recovery	Qual	Limits	DF
2-Methylphenol	108.2	ND	150.0	ug/L	72%		44-153	2
Pyridine	34.15	ND	150.0	ug/L	23%		10-154	2
Phenol	65.83	ND	150.0	ug/L	44%		10-120	2
Naphthalene	104.9	ND	150.0	ug/L	70%		21-133	2
3-,4-Methylphenol	107.6	ND	150.0	ug/L	72%		20-163	2
Surrogates								
2-Fluorophenol	40.88		80.00	ug/L	51%		36-95	2
Phenol-d6	31.74		80.00	ug/L	40%		28-82	2
2,4,6-Tribromophenol	72.08		80.00	ug/L	90%		61-140	2
Nitrobenzene-d5	54.78		80.00	ug/L	68%		48-123	2
2-Fluorobiphenyl	50.28		80.00	ug/L	63%		51-105	2
Terphenyl-d14	62.84		80.00	ug/L	79%		65-117	2

Type: Lab Control Sample	Lab ID: QC1361215	Batch: 401058
Matrix: Water	Method: EPA 625.1	Prep Method: EPA 3510C

QC1361215 Analyte	Result	Spiked	Units	Recovery	Qual	Limits
a-Terpineol	54.02	75.00	ug/L	72%		70-130

Type: Lab Control Sample Duplicate	Lab ID: QC1361216	Batch: 401058
Matrix: Water	Method: EPA 625.1	Prep Method: EPA 3510C

QC1361216 Analyte	Result	Spiked	Units	Recovery	Qual	Limits	RPD	RPD Lim
a-Terpineol	49.22	75.00	ug/L	66%	*	70-130	9	30

Batch QC

Type: Blank	Lab ID: QC1360135	Batch: 400817
Matrix: Water		

QC1360135 Analyte	Result	Qual	Units	RL	MDL	Prepared	Analyzed
Method: EPA 8081A Prep Method: EPA 3510C							
alpha-BHC	ND		ug/L	0.05	0.01	04/15/26	04/15/26
beta-BHC	ND		ug/L	0.05	0.01	04/15/26	04/15/26
gamma-BHC	ND		ug/L	0.05	0.008	04/15/26	04/15/26
delta-BHC	ND		ug/L	0.05	0.008	04/15/26	04/15/26
Heptachlor	ND		ug/L	0.05	0.01	04/15/26	04/15/26
Aldrin	ND		ug/L	0.05	0.02	04/15/26	04/15/26
Heptachlor epoxide	ND		ug/L	0.05	0.01	04/15/26	04/15/26
Endosulfan I	ND		ug/L	0.05	0.01	04/15/26	04/15/26
Dieldrin	ND		ug/L	0.1	0.01	04/15/26	04/15/26
4,4'-DDE	ND		ug/L	0.1	0.03	04/15/26	04/15/26
Endrin	ND		ug/L	0.1	0.01	04/15/26	04/15/26
Endosulfan II	ND		ug/L	0.1	0.01	04/15/26	04/15/26
Endosulfan sulfate	ND		ug/L	0.1	0.01	04/15/26	04/15/26
4,4'-DDD	ND		ug/L	0.1	0.03	04/15/26	04/15/26
Endrin aldehyde	ND		ug/L	0.1	0.03	04/15/26	04/15/26
Endrin ketone	ND		ug/L	0.1	0.03	04/15/26	04/15/26
4,4'-DDT	ND		ug/L	0.1	0.07	04/15/26	04/15/26
Methoxychlor	ND		ug/L	0.1	0.04	04/15/26	04/15/26
Toxaphene	ND		ug/L	2.0	0.6	04/15/26	04/15/26
Chlordane (Technical)	ND		ug/L	1.0	0.2	04/15/26	04/15/26
Surrogates				Limits			
TCMX	74%		%REC	29-120		04/15/26	04/15/26
Decachlorobiphenyl	76%		%REC	33-132		04/15/26	04/15/26
Method: EPA 8082 Prep Method: EPA 3510C							
Aroclor-1016	ND		ug/L	0.50	0.24	04/15/26	04/15/26
Aroclor-1221	ND		ug/L	0.50	0.44	04/15/26	04/15/26
Aroclor-1232	ND		ug/L	0.50	0.24	04/15/26	04/15/26
Aroclor-1242	ND		ug/L	0.50	0.32	04/15/26	04/15/26
Aroclor-1248	ND		ug/L	0.50	0.22	04/15/26	04/15/26
Aroclor-1254	ND		ug/L	0.50	0.31	04/15/26	04/15/26
Aroclor-1260	ND		ug/L	0.50	0.29	04/15/26	04/15/26
Aroclor-1262	ND		ug/L	0.50	0.27	04/15/26	04/15/26
Aroclor-1268	ND		ug/L	0.50	0.28	04/15/26	04/15/26
Surrogates				Limits			
Decachlorobiphenyl (PCB)	83%		%REC	28-138		04/15/26	04/15/26

Batch QC

Type: Lab Control Sample	Lab ID: QC1360136	Batch: 400817
Matrix: Water	Method: EPA 8081A	Prep Method: EPA 3510C

QC1360136 Analyte	Result	Spiked	Units	Recovery	Qual	Limits
alpha-BHC	0.6480	0.5000	ug/L	130%	*	66-121
beta-BHC	0.6511	0.5000	ug/L	130%	*	73-120
gamma-BHC	0.6688	0.5000	ug/L	134%	*	68-125
delta-BHC	0.6591	0.5000	ug/L	132%	*	68-131
Heptachlor	0.6670	0.5000	ug/L	133%	#,*	63-120
Aldrin	0.6270	0.5000	ug/L	125%	*	56-120
Heptachlor epoxide	0.6967	0.5000	ug/L	139%	#,*	65-120
Endosulfan I	0.6450	0.5000	ug/L	129%	*	68-124
Dieldrin	0.6443	0.5000	ug/L	129%	*	66-124
4,4'-DDE	0.7158	0.5000	ug/L	143%	*	67-131
Endrin	0.6928	0.5000	ug/L	139%	#,*	68-135
Endosulfan II	0.6912	0.5000	ug/L	138%	*	71-130
Endosulfan sulfate	0.6745	0.5000	ug/L	135%	*	68-128
4,4'-DDD	0.6617	0.5000	ug/L	132%	*	65-130
Endrin aldehyde	0.6327	0.5000	ug/L	127%	#,*	67-124
Endrin ketone	0.7261	0.5000	ug/L	145%	*	69-137
4,4'-DDT	0.6985	0.5000	ug/L	140%	#,*	65-136
Methoxychlor	0.7531	0.5000	ug/L	151%	*	69-150
Surrogates						
TCMX	0.5432	0.5000	ug/L	109%		29-120
Decachlorobiphenyl	0.7469	0.5000	ug/L	149%	*	33-132

Batch QC

Type: Lab Control Sample Duplicate	Lab ID: QC1360137	Batch: 400817
Matrix: Water	Method: EPA 8081A	Prep Method: EPA 3510C

QC1360137 Analyte	Result	Spiked	Units	Recovery	Qual	Limits	RPD	RPD Lim
alpha-BHC	0.5826	0.5000	ug/L	117%		66-121	11	20
beta-BHC	0.5805	0.5000	ug/L	116%		73-120	11	20
gamma-BHC	0.5984	0.5000	ug/L	120%		68-125	11	20
delta-BHC	0.5817	0.5000	ug/L	116%		68-131	12	20
Heptachlor	0.5914	0.5000	ug/L	118%	#	63-120	12	24
Aldrin	0.5555	0.5000	ug/L	111%		56-120	12	30
Heptachlor epoxide	0.5458	0.5000	ug/L	109%		65-120	24*	20
Endosulfan I	0.5616	0.5000	ug/L	112%		68-124	14	20
Dieldrin	0.5590	0.5000	ug/L	112%		66-124	14	22
4,4'-DDE	0.6125	0.5000	ug/L	122%		67-131	16	21
Endrin	0.5915	0.5000	ug/L	118%	#	68-135	16	20
Endosulfan II	0.5855	0.5000	ug/L	117%		71-130	17	21
Endosulfan sulfate	0.5791	0.5000	ug/L	116%		68-128	15	21
4,4'-DDD	0.5709	0.5000	ug/L	114%		65-130	15	22
Endrin aldehyde	0.5501	0.5000	ug/L	110%	#	67-124	14	20
Endrin ketone	0.6258	0.5000	ug/L	125%		69-137	15	21
4,4'-DDT	0.6001	0.5000	ug/L	120%	#	65-136	15	23
Methoxychlor	0.6403	0.5000	ug/L	128%		69-150	16	23
Surrogates								
TCMX	0.4903	0.5000	ug/L	98%		29-120		
Decachlorobiphenyl	0.6363	0.5000	ug/L	127%		33-132		

Type: Lab Control Sample	Lab ID: QC1360138	Batch: 400817
Matrix: Water	Method: EPA 8082	Prep Method: EPA 3510C

QC1360138 Analyte	Result	Spiked	Units	Recovery	Qual	Limits
Aroclor-1016	4.143	5.000	ug/L	83%		69-120
Aroclor-1260	4.201	5.000	ug/L	84%		72-124
Surrogates						
Decachlorobiphenyl (PCB)	0.4146	0.5000	ug/L	83%		28-138

Type: Lab Control Sample Duplicate	Lab ID: QC1360139	Batch: 400817
Matrix: Water	Method: EPA 8082	Prep Method: EPA 3510C

QC1360139 Analyte	Result	Spiked	Units	Recovery	Qual	Limits	RPD	RPD Lim
Aroclor-1016	3.632	5.000	ug/L	73%		69-120	13	22
Aroclor-1260	3.648	5.000	ug/L	73%		72-124	14	25
Surrogates								
Decachlorobiphenyl (PCB)	0.3451	0.5000	ug/L	69%		28-138		

Batch QC

Type: Blank	Lab ID: QC1360105	Batch: 400811
Matrix: Water	Method: EPA 8260B	Prep Method: EPA 5030B

QC1360105 Analyte	Result	Qual	Units	RL	MDL	Prepared	Analyzed
Carbon Disulfide	ND		ug/L	5.0	0.3	04/14/26	04/14/26
Chloroprene	ND		ug/L	200	0.3	04/14/26	04/14/26
3-Chloropropene	ND		ug/L	5.0	0.2	04/14/26	04/14/26
Ethyl methacrylate	ND		ug/L	50	2.4	04/14/26	04/14/26
Ethanol	ND		ug/L	500	130	04/14/26	04/14/26
2-Hexanone	ND		ug/L	5.0	0.6	04/14/26	04/14/26
Isopropanol (IPA)	ND		ug/L	200	40	04/14/26	04/14/26
Methyl acrylonitrile	ND		ug/L	35	1.3	04/14/26	04/14/26
Vinyl Acetate	ND		ug/L	50	2.4	04/14/26	04/14/26
Acrolein	ND		ug/L	200	2.0	04/14/26	04/14/26
Acrylonitrile	ND		ug/L	10	0.3	04/14/26	04/14/26
Freon 12	ND		ug/L	5.0	0.2	04/14/26	04/14/26
Chloromethane	ND		ug/L	5.0	0.1	04/14/26	04/14/26
Vinyl Chloride	ND		ug/L	5.0	0.1	04/14/26	04/14/26
Bromomethane	ND		ug/L	5.0	0.3	04/14/26	04/14/26
Chloroethane	ND		ug/L	5.0	0.05	04/14/26	04/14/26
Trichlorofluoromethane	ND		ug/L	5.0	0.08	04/14/26	04/14/26
Iodomethane	ND		ug/L	5.0		04/14/26	04/14/26
Acetone	ND		ug/L	100	8.8	04/14/26	04/14/26
Freon 113	ND		ug/L	5.0	0.1	04/14/26	04/14/26
1,1-Dichloroethene	ND		ug/L	5.0	0.1	04/14/26	04/14/26
Methylene Chloride	ND		ug/L	10	0.2	04/14/26	04/14/26
MTBE	ND		ug/L	5.0	0.1	04/14/26	04/14/26
trans-1,2-Dichloroethene	ND		ug/L	5.0	0.1	04/14/26	04/14/26
1,1-Dichloroethane	ND		ug/L	5.0	0.07	04/14/26	04/14/26
2-Butanone	ND		ug/L	10	0.9	04/14/26	04/14/26
cis-1,2-Dichloroethene	ND		ug/L	5.0	0.09	04/14/26	04/14/26
2,2-Dichloropropane	ND		ug/L	5.0	0.09	04/14/26	04/14/26
Chloroform	ND		ug/L	5.0	0.07	04/14/26	04/14/26
Bromochloromethane	ND		ug/L	5.0	0.1	04/14/26	04/14/26
1,1,1-Trichloroethane	ND		ug/L	5.0	0.03	04/14/26	04/14/26
1,1-Dichloropropene	ND		ug/L	5.0	0.08	04/14/26	04/14/26
Carbon Tetrachloride	ND		ug/L	5.0	0.07	04/14/26	04/14/26
1,2-Dichloroethane	ND		ug/L	5.0	0.09	04/14/26	04/14/26
Benzene	ND		ug/L	1.0	0.07	04/14/26	04/14/26
Trichloroethene	ND		ug/L	5.0	0.05	04/14/26	04/14/26
1,2-Dichloropropane	ND		ug/L	5.0	0.07	04/14/26	04/14/26
Bromodichloromethane	ND		ug/L	5.0	0.05	04/14/26	04/14/26
Dibromomethane	ND		ug/L	5.0	0.1	04/14/26	04/14/26
4-Methyl-2-Pentanone	ND		ug/L	5.0	0.5	04/14/26	04/14/26
cis-1,3-Dichloropropene	ND		ug/L	5.0	0.08	04/14/26	04/14/26
Toluene	ND		ug/L	5.0	0.05	04/14/26	04/14/26
trans-1,3-Dichloropropene	ND		ug/L	5.0	0.03	04/14/26	04/14/26
1,1,2-Trichloroethane	ND		ug/L	5.0	0.06	04/14/26	04/14/26
1,3-Dichloropropane	ND		ug/L	5.0	0.1	04/14/26	04/14/26
Tetrachloroethene	ND		ug/L	5.0	0.09	04/14/26	04/14/26
Dibromochloromethane	ND		ug/L	5.0	0.07	04/14/26	04/14/26

Batch QC

QC1360105 Analyte	Result	Qual	Units	RL	MDL	Prepared	Analyzed
1,2-Dibromoethane	ND		ug/L	5.0	0.07	04/14/26	04/14/26
Chlorobenzene	ND		ug/L	5.0	0.05	04/14/26	04/14/26
1,1,1,2-Tetrachloroethane	ND		ug/L	5.0	0.06	04/14/26	04/14/26
Ethylbenzene	ND		ug/L	5.0	0.04	04/14/26	04/14/26
m,p-Xylenes	ND		ug/L	5.0	0.1	04/14/26	04/14/26
o-Xylene	ND		ug/L	5.0	0.06	04/14/26	04/14/26
Styrene	ND		ug/L	5.0	0.06	04/14/26	04/14/26
Bromoform	ND		ug/L	5.0	0.08	04/14/26	04/14/26
Isopropylbenzene	ND		ug/L	5.0	0.06	04/14/26	04/14/26
1,1,2,2-Tetrachloroethane	ND		ug/L	5.0	0.06	04/14/26	04/14/26
1,2,3-Trichloropropane	ND		ug/L	5.0	0.09	04/14/26	04/14/26
Propylbenzene	ND		ug/L	5.0	0.05	04/14/26	04/14/26
Bromobenzene	ND		ug/L	5.0	0.06	04/14/26	04/14/26
1,3,5-Trimethylbenzene	ND		ug/L	5.0	0.08	04/14/26	04/14/26
2-Chlorotoluene	ND		ug/L	5.0	0.07	04/14/26	04/14/26
4-Chlorotoluene	ND		ug/L	5.0	0.08	04/14/26	04/14/26
tert-Butylbenzene	ND		ug/L	5.0	0.07	04/14/26	04/14/26
1,2,4-Trimethylbenzene	ND		ug/L	5.0	0.07	04/14/26	04/14/26
sec-Butylbenzene	ND		ug/L	5.0	0.06	04/14/26	04/14/26
para-Isopropyl Toluene	ND		ug/L	5.0	0.05	04/14/26	04/14/26
1,3-Dichlorobenzene	ND		ug/L	5.0	0.06	04/14/26	04/14/26
1,4-Dichlorobenzene	ND		ug/L	5.0	0.07	04/14/26	04/14/26
n-Butylbenzene	ND		ug/L	5.0	0.08	04/14/26	04/14/26
1,2-Dichlorobenzene	ND		ug/L	5.0	0.04	04/14/26	04/14/26
1,2-Dibromo-3-Chloropropane	ND		ug/L	5.0	0.3	04/14/26	04/14/26
1,2,4-Trichlorobenzene	ND		ug/L	5.0	0.1	04/14/26	04/14/26
Hexachlorobutadiene	ND		ug/L	5.0	0.06	04/14/26	04/14/26
1,2,3-Trichlorobenzene	ND		ug/L	5.0	0.09	04/14/26	04/14/26
cis-1,4-Dichloro-2-butene	ND		ug/L	5.0	0.3	04/14/26	04/14/26
trans-1,4-Dichloro-2-butene	ND		ug/L	5.0	0.2	04/14/26	04/14/26
Xylene (total)	ND		ug/L	5.0		04/14/26	04/14/26
Surrogates				Limits			
Dibromofluoromethane	103%		%REC	70-130		04/14/26	04/14/26
1,2-Dichloroethane-d4	98%		%REC	70-130		04/14/26	04/14/26
Toluene-d8	99%		%REC	70-130		04/14/26	04/14/26
Bromofluorobenzene	102%		%REC	70-130		04/14/26	04/14/26

Batch QC

Type: Lab Control Sample	Lab ID: QC1360108	Batch: 400811
Matrix: Water	Method: EPA 8260B	Prep Method: EPA 5030B

QC1360108 Analyte	Result	Spiked	Units	Recovery	Qual	Limits
1,1-Dichloroethene	44.95	50.00	ug/L	90%		69-128
MTBE	48.22	50.00	ug/L	96%		66-125
Benzene	50.63	50.00	ug/L	101%		76-121
Trichloroethene	51.70	50.00	ug/L	103%		76-124
Toluene	48.00	50.00	ug/L	96%		76-120
Chlorobenzene	48.45	50.00	ug/L	97%		78-120
Surrogates						
Dibromofluoromethane	48.37	50.00	ug/L	97%		70-130
1,2-Dichloroethane-d4	47.42	50.00	ug/L	95%		70-130
Toluene-d8	50.52	50.00	ug/L	101%		70-130
Bromofluorobenzene	50.35	50.00	ug/L	101%		70-130

Type: Lab Control Sample Duplicate	Lab ID: QC1360109	Batch: 400811
Matrix: Water	Method: EPA 8260B	Prep Method: EPA 5030B

QC1360109 Analyte	Result	Spiked	Units	Recovery	Qual	Limits	RPD	RPD Lim
1,1-Dichloroethene	41.58	50.00	ug/L	83%		69-128	8	23
MTBE	47.28	50.00	ug/L	95%		66-125	2	22
Benzene	46.96	50.00	ug/L	94%		76-121	8	21
Trichloroethene	50.34	50.00	ug/L	101%		76-124	3	22
Toluene	47.49	50.00	ug/L	95%		76-120	1	21
Chlorobenzene	46.75	50.00	ug/L	93%		78-120	4	20
Surrogates								
Dibromofluoromethane	48.48	50.00	ug/L	97%		70-130		
1,2-Dichloroethane-d4	46.65	50.00	ug/L	93%		70-130		
Toluene-d8	50.97	50.00	ug/L	102%		70-130		
Bromofluorobenzene	51.39	50.00	ug/L	103%		70-130		

Type: Matrix Spike	Lab ID: QC1360112	Batch: 400811
Matrix (Source ID): Water (557174-001)	Method: EPA 8260B	Prep Method: EPA 5030B

QC1360112 Analyte	Result	Source Sample Result	Spiked	Units	Recovery	Qual	Limits	DF
1,1-Dichloroethene	16.30	ND	20.00	ug/L	82%		62-131	1
MTBE	17.61	ND	20.00	ug/L	88%		61-124	1
Benzene	18.62	ND	20.00	ug/L	93%		70-123	1
Trichloroethene	19.28	ND	20.00	ug/L	96%		65-131	1
Toluene	18.03	ND	20.00	ug/L	90%		69-120	1
Chlorobenzene	18.26	ND	20.00	ug/L	91%		72-121	1
Surrogates								
Dibromofluoromethane	47.90		50.00	ug/L	96%		70-130	1
1,2-Dichloroethane-d4	46.33		50.00	ug/L	93%		70-130	1
Toluene-d8	50.32		50.00	ug/L	101%		70-130	1
Bromofluorobenzene	49.46		50.00	ug/L	99%		70-130	1

Batch QC

Type: Matrix Spike Duplicate	Lab ID: QC1360113	Batch: 400811
Matrix (Source ID): Water (557174-001)	Method: EPA 8260B	Prep Method: EPA 5030B

QC1360113 Analyte	Result	Source Sample Result	Spiked	Units	Recovery	Qual	Limits	RPD	RPD Lim	DF
1,1-Dichloroethene	17.43	ND	20.00	ug/L	87%		62-131	7	31	1
MTBE	17.48	ND	20.00	ug/L	87%		61-124	1	30	1
Benzene	19.23	ND	20.00	ug/L	96%		70-123	3	31	1
Trichloroethene	18.49	ND	20.00	ug/L	92%		65-131	4	31	1
Toluene	17.78	ND	20.00	ug/L	89%		69-120	1	29	1
Chlorobenzene	18.05	ND	20.00	ug/L	90%		72-121	1	29	1
Surrogates										
Dibromofluoromethane	49.70		50.00	ug/L	99%		70-130			1
1,2-Dichloroethane-d4	47.83		50.00	ug/L	96%		70-130			1
Toluene-d8	49.46		50.00	ug/L	99%		70-130			1
Bromofluorobenzene	50.65		50.00	ug/L	101%		70-130			1

Type: Blank	Lab ID: QC1360146	Batch: 400819
Matrix: Water	Method: EPA 8270C-SIM	Prep Method: EPA 3535

QC1360146 Analyte	Result	Qual	Units	RL	MDL	Prepared	Analyzed
1,4-Dioxane	ND		ug/L	1.0	0.87	04/15/26	04/15/26
Surrogates							
					Limits		
1,4-Dioxane-d8 (SUR)	95%		%REC		80-120	04/15/26	04/15/26

Type: Lab Control Sample	Lab ID: QC1360147	Batch: 400819
Matrix: Water	Method: EPA 8270C-SIM	Prep Method: EPA 3535

QC1360147 Analyte	Result	Spiked	Units	Recovery	Qual	Limits
1,4-Dioxane	9.130	10.00	ug/L	91%		79-120
Surrogates						
1,4-Dioxane-d8 (SUR)	10.03	10.00	ug/L	100%		80-120

Type: Matrix Spike	Lab ID: QC1360148	Batch: 400819
Matrix (Source ID): Water (557375-010)	Method: EPA 8270C-SIM	Prep Method: EPA 3535

QC1360148 Analyte	Result	Source Sample Result	Spiked	Units	Recovery	Qual	Limits	DF
1,4-Dioxane	9.493	ND	10.00	ug/L	95%		69-120	1
Surrogates								
1,4-Dioxane-d8 (SUR)	10.63		10.00	ug/L	106%		80-120	1

Batch QC

Type: Matrix Spike Duplicate	Lab ID: QC1360149	Batch: 400819
Matrix (Source ID): Water (557375-010)	Method: EPA 8270C-SIM	Prep Method: EPA 3535

QC1360149 Analyte	Result	Source Sample Result	Spiked	Units	Recovery	Qual	Limits	RPD	RPD Lim	DF
1,4-Dioxane	12.15	ND	10.00	ug/L	121%	*	69-120	25	30	1
Surrogates										
1,4-Dioxane-d8 (SUR)	9.434		10.00	ug/L	94%		80-120			1

Type: Blank	Lab ID: QC1360415	Batch: 400903
Matrix: Water	Method: SM 4500-CN-E	Prep Method: METHOD

QC1360415 Analyte	Result	Qual	Units	RL	MDL	Prepared	Analyzed
Cyanide	ND		mg/L	0.0050	0.0017	04/15/26	04/16/26

Type: Lab Control Sample	Lab ID: QC1360416	Batch: 400903
Matrix: Water	Method: SM 4500-CN-E	Prep Method: METHOD

QC1360416 Analyte	Result	Spiked	Units	Recovery	Qual	Limits
Cyanide	0.09737	0.1000	mg/L	97%		85-115

Type: Matrix Spike	Lab ID: QC1360423	Batch: 400903
Matrix (Source ID): Water (557564-006)	Method: SM 4500-CN-E	Prep Method: METHOD

QC1360423 Analyte	Result	Source Sample Result	Spiked	Units	Recovery	Qual	Limits	DF
Cyanide	0.09785	ND	0.1000	mg/L	98%		80-120	0.5

Type: Matrix Spike Duplicate	Lab ID: QC1360424	Batch: 400903
Matrix (Source ID): Water (557564-006)	Method: SM 4500-CN-E	Prep Method: METHOD

QC1360424 Analyte	Result	Source Sample Result	Spiked	Units	Recovery	Qual	Limits	RPD	RPD Lim	DF
Cyanide	0.09557	ND	0.1000	mg/L	96%		80-120	2	20	0.5

Type: Blank	Lab ID: QC1360320	Batch: 400879
Matrix: Water	Method: SM 4500-P-B5-E	

QC1360320 Analyte	Result	Qual	Units	RL	MDL	Prepared	Analyzed
Phosphorus	ND		mg/L	0.020	0.014	04/15/26	04/15/26

Type: Lab Control Sample	Lab ID: QC1360321	Batch: 400879
Matrix: Water	Method: SM 4500-P-B5-E	

QC1360321 Analyte	Result	Spiked	Units	Recovery	Qual	Limits
Phosphorus	0.4160	0.4000	mg/L	104%		80-120

Batch QC

Type: Matrix Spike	Lab ID: QC1360322	Batch: 400879
Matrix (Source ID): Water (557511-007)	Method: SM 4500-P-B5-E	

QC1360322 Analyte	Result	Source Sample Result	Spiked	Units	Recovery	Qual	Limits	DF
Phosphorus	0.4510	ND	0.4000	mg/L	113%		75-125	1

Type: Matrix Spike Duplicate	Lab ID: QC1360323	Batch: 400879
Matrix (Source ID): Water (557511-007)	Method: SM 4500-P-B5-E	

QC1360323 Analyte	Result	Source Sample Result	Spiked	Units	Recovery	Qual	Limits	RPD	RPD Lim	DF
Phosphorus	0.4010	ND	0.4000	mg/L	100%		75-125	12	20	1

Type: Blank	Lab ID: QC1360358	Batch: 400888
Matrix: Water	Method: SM 4500-S2-D	Prep Method: METHOD

QC1360358 Analyte	Result	Qual	Units	RL	MDL	Prepared	Analyzed
Sulfide	ND		mg/L	0.10		04/15/26	04/15/26

Type: Lab Control Sample	Lab ID: QC1360359	Batch: 400888
Matrix: Water	Method: SM 4500-S2-D	Prep Method: METHOD

QC1360359 Analyte	Result	Spiked	Units	Recovery	Qual	Limits
Sulfide	0.9000	1.000	mg/L	90%		90-110

Type: Matrix Spike	Lab ID: QC1360360	Batch: 400888
Matrix (Source ID): Water (557237-004)	Method: SM 4500-S2-D	Prep Method: METHOD

QC1360360 Analyte	Result	Source Sample Result	Spiked	Units	Recovery	Qual	Limits	DF
Sulfide	0.9000	ND	1.000	mg/L	90%		80-120	1

Type: Matrix Spike Duplicate	Lab ID: QC1360361	Batch: 400888
Matrix (Source ID): Water (557237-004)	Method: SM 4500-S2-D	Prep Method: METHOD

QC1360361 Analyte	Result	Source Sample Result	Spiked	Units	Recovery	Qual	Limits	RPD	RPD Lim	DF
Sulfide	0.9000	ND	1.000	mg/L	90%		80-120	0	20	1

Type: Blank	Lab ID: QC1360295	Batch: 400872
Matrix: Water	Method: SM 5310B	Prep Method: SM 5310B

QC1360295 Analyte	Result	Qual	Units	RL	MDL	Prepared	Analyzed
Total Organic Carbon	ND		mg/L	1.0	0.49	04/15/26	04/15/26

Batch QC

Type: Lab Control Sample	Lab ID: QC1360296	Batch: 400872
Matrix: Water	Method: SM 5310B	Prep Method: SM 5310B

QC1360296 Analyte	Result	Spiked	Units	Recovery	Qual	Limits
Total Organic Carbon	23.47	25.00	mg/L	94%		85-115

Type: Matrix Spike	Lab ID: QC1360297	Batch: 400872
Matrix (Source ID): Water (557592-001)	Method: SM 5310B	Prep Method: SM 5310B

QC1360297 Analyte	Result	Source Sample Result	Spiked	Units	Recovery	Qual	Limits	DF
Total Organic Carbon	43,570	29170	12500	mg/L	115%		75-125	500

Type: Matrix Spike Duplicate	Lab ID: QC1360298	Batch: 400872
Matrix (Source ID): Water (557592-001)	Method: SM 5310B	Prep Method: SM 5310B

QC1360298 Analyte	Result	Source Sample Result	Spiked	Units	Recovery	Qual	Limits	RPD	Lim	DF
Total Organic Carbon	43,580	29170	12500	mg/L	115%		75-125	0	25	500

Type: Sample Duplicate	Lab ID: QC1360041	Batch: 400785
Matrix (Source ID): Drinking Water (557524-001)	Method: SM2130B	

QC1360041 Analyte	Result	Source Sample Result	Units	Qual	RPD	RPD Lim	DF
Turbidity	ND	ND	NTU			20	1

Type: Sample Duplicate	Lab ID: QC1360042	Batch: 400785
Matrix (Source ID): Drinking Water (557524-002)	Method: SM2130B	

QC1360042 Analyte	Result	Source Sample Result	Units	Qual	RPD	RPD Lim	DF
Turbidity	ND	ND	NTU			20	1

Type: Blank	Lab ID: QC1360273	Batch: 400866
Matrix: Water	Method: SM2320B	Prep Method: METHOD

QC1360273 Analyte	Result	Qual	Units	RL	MDL	Prepared	Analyzed
Bicarbonate	ND		mg/L	2.0		04/15/26	04/15/26
Alkalinity, Total as CaCO3	ND		mg/L	2.0		04/15/26	04/15/26

Type: Lab Control Sample	Lab ID: QC1360274	Batch: 400866
Matrix: Water	Method: SM2320B	Prep Method: METHOD

QC1360274 Analyte	Result	Spiked	Units	Recovery	Qual	Limits
Alkalinity, Total as CaCO3	100.1	100.0	mg/L	100%		90-110

Batch QC

Type: Sample Duplicate	Lab ID: QC1360275	Batch: 400866
Matrix (Source ID): Drinking Water (557543-001)	Method: SM2320B	Prep Method: METHOD

QC1360275 Analyte	Result	Source Sample Result	Units	Qual	RPD	RPD Lim	DF
Bicarbonate	107.6	99.08	mg/L		8	20	1
Alkalinity, Total as CaCO3	88.19	81.21	mg/L		8	20	1

Type: Sample Duplicate	Lab ID: QC1360348	Batch: 400885
Matrix (Source ID): Water (557594-001)	Method: SM2510B	Prep Method: METHOD

QC1360348 Analyte	Result	Source Sample Result	Units	Qual	RPD	RPD Lim	DF
Specific Conductance	930.5	925.0	umhos/cm		1	20	1

Type: Blank	Lab ID: QC1360337	Batch: 400840
Matrix: Water	Method: SM2540C	Prep Method: METHOD

QC1360337 Analyte	Result	Qual	Units	RL	MDL	Prepared	Analyzed
Total Dissolved Solids	ND		mg/L	10		04/15/26	04/16/26

Type: Lab Control Sample	Lab ID: QC1360338	Batch: 400840
Matrix: Water	Method: SM2540C	Prep Method: METHOD

QC1360338 Analyte	Result	Spiked	Units	Recovery	Qual	Limits
Total Dissolved Solids	1,027	1000	mg/L	103%		90-110

Type: Sample Duplicate	Lab ID: QC1360339	Batch: 400840
Matrix (Source ID): Water (557285-002)	Method: SM2540C	Prep Method: METHOD

QC1360339 Analyte	Result	Source Sample Result	Units	Qual	RPD	RPD Lim	DF
Total Dissolved Solids	616.0	632.0	mg/L		3	5	2

Type: Sample Duplicate	Lab ID: QC1360340	Batch: 400840
Matrix (Source ID): Water (557472-007)	Method: SM2540C	Prep Method: METHOD

QC1360340 Analyte	Result	Source Sample Result	Units	Qual	RPD	RPD Lim	DF
Total Dissolved Solids	2,534	2596	mg/L		2	5	2

Type: Blank	Lab ID: QC1360231	Batch: 400839
Matrix: Water	Method: SM2540D	Prep Method: METHOD

QC1360231 Analyte	Result	Qual	Units	RL	MDL	Prepared	Analyzed
Total Suspended Solids	ND		mg/L	0.5		04/15/26	04/16/26

Batch QC

Type: Lab Control Sample	Lab ID: QC1360232	Batch: 400839
Matrix: Water	Method: SM2540D	Prep Method: METHOD

QC1360232 Analyte	Result	Spiked	Units	Recovery	Qual	Limits
Total Suspended Solids	99.55	100.0	mg/L	100%		90-110

Type: Lab Control Sample Duplicate	Lab ID: QC1360233	Batch: 400839
Matrix: Water	Method: SM2540D	Prep Method: METHOD

QC1360233 Analyte	Result	Spiked	Units	Recovery	Qual	Limits	RPD	RPD Lim
Total Suspended Solids	99.40	100.0	mg/L	99%		90-110	0	5

Type: Sample Duplicate	Lab ID: QC1360234	Batch: 400839
Matrix (Source ID): Water (556888-005)	Method: SM2540D	Prep Method: METHOD

QC1360234 Analyte	Result	Source Sample Result	Units	Qual	RPD	RPD Lim	DF
Total Suspended Solids	362.5	354.2	mg/L		2	5	1

Type: Sample Duplicate	Lab ID: QC1360236	Batch: 400839
Matrix (Source ID): Water (557594-001)	Method: SM2540D	Prep Method: METHOD

QC1360236 Analyte	Result	Source Sample Result	Units	Qual	RPD	RPD Lim	DF
Total Suspended Solids	1,141	1166	mg/L		2	5	1

Type: Blank	Lab ID: QC1360324	Batch: 400878
Matrix: Water	Method: SM5210B	Prep Method: METHOD

QC1360324 Analyte	Result	Qual	Units	RL	MDL	Prepared	Analyzed
Biochemical Oxygen Demand	ND		mg/L	3.0		04/15/26 12:18	04/20/26 15:01

Type: Lab Control Sample	Lab ID: QC1360325	Batch: 400878
Matrix: Water	Method: SM5210B	Prep Method: METHOD

QC1360325 Analyte	Result	Spiked	Units	Recovery	Qual	Limits
Biochemical Oxygen Demand	189.9	198.0	mg/L	96%		84.6-115.4

Type: Sample Duplicate	Lab ID: QC1360326	Batch: 400878
Matrix (Source ID): Water (557448-002)	Method: SM5210B	Prep Method: METHOD

QC1360326 Analyte	Result	Source Sample Result	Units	Qual	RPD	RPD Lim	DF
Biochemical Oxygen Demand	3,084	2954	mg/L		4	30	1

Batch QC

Type: Blank	Lab ID: QC1360301	Batch: 400873
Matrix: Water	Method: SM5220D	Prep Method: SM 5220D

QC1360301 Analyte	Result	Qual	Units	RL	MDL	Prepared	Analyzed
Chemical Oxygen Demand	ND		mg/L	4.0	2.6	04/15/26	04/15/26

Type: Lab Control Sample	Lab ID: QC1360302	Batch: 400873
Matrix: Water	Method: SM5220D	Prep Method: SM 5220D

QC1360302 Analyte	Result	Spiked	Units	Recovery	Qual	Limits
Chemical Oxygen Demand	95.00	100.0	mg/L	95%		90-110

Type: Matrix Spike	Lab ID: QC1360303	Batch: 400873
Matrix (Source ID): Water (557594-001)	Method: SM5220D	Prep Method: SM 5220D

QC1360303 Analyte	Result	Source Sample Result	Spiked	Units	Recovery	Qual	Limits	DF
Chemical Oxygen Demand	158.0	54.00	100.0	mg/L	104%		75-125	2

Type: Matrix Spike Duplicate	Lab ID: QC1360304	Batch: 400873
Matrix (Source ID): Water (557594-001)	Method: SM5220D	Prep Method: SM 5220D

QC1360304 Analyte	Result	Source Sample Result	Spiked	Units	Recovery	Qual	Limits	RPD	RPD Lim	DF
Chemical Oxygen Demand	162.0	54.00	100.0	mg/L	108%		75-125	3	20	2

CCV drift outside limits; average CCV drift within limits per method requirements
 * Value is outside QC limits
 E Response exceeds instrument's linear range
 ND Not Detected
 NM Not Meaningful

Laboratory Job Number 557594

Subcontracted Products

Pace Laboratories



Date of Report: 04/28/2026

David Tripp

Enthalpy Analytical - Orange
931 West Barkley Avenue
Orange, CA 92868

Client Project: EO-557594
Pace Project: Chiquita Canyon Landfill Stormwater
Pace Work Order: 2605534
Invoice ID: B534700

Enclosed are the results of analyses for samples received by the laboratory on 4/16/2026. If you have any questions concerning this report, please feel free to contact me.

Sincerely,

Shaniah Underwood

Contact Person: Shaniah Underwood
Client Service Rep.

Steven Bennett

Steven Bennett
Operations Manager

Certifications: CA ELAP #1186; NV #CA00014; OR ELAP #4032-001; AK UST101

The results in this report apply to the samples analyzed in accordance with the chain of custody document. This analytical report must be reproduced in its entirety.
All results listed in this report are for the exclusive use of the submitting party. Pace Analytical assumes no responsibility for report alteration, separation, detachment or third party interpretation.

Table of Contents

Sample Information

Chain of Custody and Cooler Receipt form.....	3
Laboratory / Client Sample Cross Reference.....	5

Sample Results

2605534-01 - SOUTH BASIN - EASTERN INLET

Organo-Phosphorus Pesticide Analysis (EPA Method 8141A).....	6
--	---

Quality Control Reports

Organo-Phosphorus Pesticide Analysis (EPA Method 8141A)

Method Blank Analysis.....	7
Laboratory Control Sample.....	8

Notes

Notes and Definitions.....	9
----------------------------	---



931 West Barkley /
Orange, CA 92868
(714) 771-6900



2605534

Subcontract Laboratory:

Pace Laboratories
4100 Atlas Court
Bakersfield, CA 93308
ATTN: Ragen Schallock
PO #: Required, to be sent via email

Enthalpy Order: EO-557594

PM: David Tripp
Email: david.tripp@enthalpy.com
CC: incomingreports@enthalpy.com
Phone: 657-581-4710

Results Due: 04/24/26
Report Level: II
Report To: MDL
EDDs: ELM_TransferOut (Standard Excel Transfer EDD, 3 tabs)

Notes:

CHIQUITA Stormwater - No dilutions please unless absolutely necessary due to matrix or other technically valid reason, requiring clear, technical explanation for client's regulator in your Case Narrative. Hold Time RUSH only if necessary to meet the hold times.

Sample ID	Collected	Lab ID	# Cont.	Matrix	Analysis Requested	Comment
SOUTH BASIN - EASTERN INLET	14-APR-2026 15:40	557594-001	1	Water	Organophosphorus Pesticides	-1

Notes:	Relinquished By:	Received By:
	<i>[Signature]</i>	<i>[Signature]</i>
	Date: 4-15-26 15:02	Date: 04/16/26 1040
	Date:	Date:
	Date:	Date:

CHK BY <i>[Signature]</i>	DISTRIBUTION [] [] [] [] [] SUB OUT <input type="checkbox"/>
------------------------------	---

PACE ANALYTICAL		COOLER RECEIPT FORM		Page <u> 1 </u> Of <u> 1 </u>	
Submission #: <u> 2605534 </u>					
SHIPPING INFORMATION Fed Ex <input checked="" type="checkbox"/> UPS <input type="checkbox"/> GSO / GLS <input type="checkbox"/> Hand Delivery <input type="checkbox"/> Pace Lab Field Service <input type="checkbox"/> Other <input type="checkbox"/> (Specify) _____			SHIPPING CONTAINER Ice Chest <input checked="" type="checkbox"/> None <input type="checkbox"/> Box <input type="checkbox"/> Other <input type="checkbox"/> (Specify) _____		FREE LIQUID YES <input type="checkbox"/> NO <input checked="" type="checkbox"/> (W) S
Refrigerant: Ice <input checked="" type="checkbox"/> Blue Ice <input type="checkbox"/> None <input type="checkbox"/> Other <input type="checkbox"/> Comments: _____					
Custody Seals Ice Chest <input type="checkbox"/> Containers <input type="checkbox"/> None <input checked="" type="checkbox"/> Comments: _____ Intact? Yes <input type="checkbox"/> No <input type="checkbox"/> Intact? Yes <input type="checkbox"/> No <input type="checkbox"/>					
All samples received? Yes <input checked="" type="checkbox"/> No <input type="checkbox"/>		All samples containers intact? Yes <input type="checkbox"/> No <input type="checkbox"/>		Description(s) match COC? Yes <input type="checkbox"/> No <input checked="" type="checkbox"/>	
COC Received <input checked="" type="checkbox"/> YES <input type="checkbox"/> NO		Emissivity: <u> 0.97 </u> Container: <u> NA </u> Thermometer ID: <u> 361 </u>		Date/Time <u> 04/16/24 </u>	
		Temperature: (A) <u> 3.4 </u> °C / (C) <u> 3.2 </u> °C		Analyst Init <u> PZ 1040 </u>	

SAMPLE CONTAINERS	SAMPLE NUMBERS									
	1	2	3	4	5	6	7	8	9	10
QT PE UNPRES										
4oz / 8oz / 16oz PE UNPRES										
2oz Cr ⁶										
QT INORGANIC CHEMICAL METALS										
INORGANIC CHEMICAL METALS 4oz / 8oz / 16oz										
PT CYANIDE										
PT NITROGEN FORMS										
PT TOTAL SULFIDE										
2oz. NITRATE / NITRITE										
PT TOTAL ORGANIC CARBON										
PT CHEMICAL OXYGEN DEMAND										
PIA PHENOLICS										
40ml VOA VIAL TRAVEL BLANK										
40ml VOA VIAL										
QT EPA 1664B										
PT ODOR										
RADIOLOGICAL										
BACTERIOLOGICAL										
40 ml VOA VIAL- 504										
QT EPA 508/608.3/8081A										
QT EPA 515.1/8151A										
QT EPA 525.2										
QT EPA 525.2 TRAVEL BLANK										
40ml EPA 547										
40ml EPA 531.1										
8oz EPA 548.1										
QT EPA 549.2										
QT EPA 8015M										
QT EPA 8270C										
8oz / 16oz / 32oz AMBER			A							
8oz / 16oz / 32oz JAR										
SOIL SLEEVE										
PCE VIAL										
PLASTIC BAG										
TEDLAR BAG										
FERROUS IRON										
ENCORE										
SMART KIT										
SUMMA CANISTER										

CHK BY: _____ DISTRIBUTION: _____
 SUB CUT:

Comments: _____
 Sample Numbering Completed By: PZ Date/Time: 04/16/24 1201 Rev 23 09/23/22
 A = Actual / C = Corrected [S:\WPDoc\WordPerfect\Lab_COC\FORM\NIS\AMRE\CRV 20]

Enthalpy Analytical - Orange
931 West Barkley Avenue
Orange, CA 92868

Reported: 04/28/2026 16:39
Project: Chiquita Canyon Landfill Stormwater
Project Number: EO-557594
Project Manager: David Tripp

Laboratory / Client Sample Cross Reference

Laboratory	Client Sample Information		Receive Date:	04/16/2026 10:40
2605534-01	COC Number:	---	Sampling Date:	04/14/2026 15:40
	Project Number:	---	Sample Depth:	---
	Sampling Location:	---	Lab Matrix:	Water
	Sampling Point:	SOUTH BASIN - EASTERN INLET	Sample Type:	Water
	Sampled By:	client		

The results in this report apply to the samples analyzed in accordance with the chain of custody document. This analytical report must be reproduced in its entirety.
All results listed in this report are for the exclusive use of the submitting party. Pace Analytical assumes no responsibility for report alteration, separation, detachment or third party interpretation.

Enthalpy Analytical - Orange
931 West Barkley Avenue
Orange, CA 92868

Reported: 04/28/2026 16:39
Project: Chiquita Canyon Landfill Stormwater
Project Number: EO-557594
Project Manager: David Tripp

Organo-Phosphorus Pesticide Analysis (EPA Method 8141A)

Pace Sample ID: 2605534-01	Client Sample Name: SOUTH BASIN - EASTERN INLET, 4/14/2026 3:40:00PM, client
-----------------------------------	---

Constituent	Result	Units	PQL	MDL	Method	MB Bias	Lab Quals	DCN
Azinphos methyl	ND	ug/L	0.50	0.12	EPA-8141A	ND		1
Bolstar	ND	ug/L	0.20	0.050	EPA-8141A	ND		1
Chlorpyrifos	ND	ug/L	0.20	0.050	EPA-8141A	ND		1
Coumaphos	ND	ug/L	0.50	0.11	EPA-8141A	ND		1
Demeton O/S	ND	ug/L	0.20	0.056	EPA-8141A	ND		1
Diazinon	ND	ug/L	0.20	0.050	EPA-8141A	ND		1
Dichlorvos	ND	ug/L	0.20	0.050	EPA-8141A	ND		1
Disulfoton	ND	ug/L	0.20	0.050	EPA-8141A	ND		1
Ethoprop	ND	ug/L	0.20	0.052	EPA-8141A	ND		1
Fensulfothion	ND	ug/L	0.20	0.051	EPA-8141A	ND		1
Fenthion	ND	ug/L	0.20	0.050	EPA-8141A	ND		1
Merphos	ND	ug/L	0.20	0.050	EPA-8141A	ND		1
Methyl parathion	ND	ug/L	0.20	0.050	EPA-8141A	ND		1
Mevinphos	ND	ug/L	0.20	0.050	EPA-8141A	ND		1
Naled	ND	ug/L	0.50	0.17	EPA-8141A	ND		1
Phorate	ND	ug/L	0.20	0.066	EPA-8141A	ND		1
Ronnel (Fenclorophos)	ND	ug/L	0.20	0.050	EPA-8141A	ND		1
Stirophos (Tetrachlorvinphos)	ND	ug/L	0.20	0.082	EPA-8141A	ND		1
Tokuthion (Prothiofos)	ND	ug/L	0.20	0.050	EPA-8141A	ND		1
Trichloronate	ND	ug/L	0.20	0.050	EPA-8141A	ND		1
Triphenylphosphate (Surrogate)	1.4	%	50 - 130 (LCL - UCL)		EPA-8141A		S09	1

DCN	Method	Prep Date	Run		Analyst	Instrument	Dilution	QC	
			Date/Time					Batch ID	Prep Method
1	EPA-8141A	04/20/26 14:07	04/22/26	20:43	IJC	GC-18	0.926	B230783	EPA 3510C

DCN = Data Continuation Number

Enthalpy Analytical - Orange
931 West Barkley Avenue
Orange, CA 92868

Reported: 04/28/2026 16:39
Project: Chiquita Canyon Landfill Stormwater
Project Number: EO-557594
Project Manager: David Tripp

Organo-Phosphorus Pesticide Analysis (EPA Method 8141A)

Quality Control Report - Method Blank Analysis

Constituent	QC Sample ID	MB Result	Units	PQL	MDL	Lab Quals	Run #
QC Batch ID: B230783							
Azinphos methyl	B230783-BLK1	ND	ug/L	0.50	0.12		1
Bolstar	B230783-BLK1	ND	ug/L	0.20	0.050		1
Chlorpyrifos	B230783-BLK1	ND	ug/L	0.20	0.050		1
Coumaphos	B230783-BLK1	ND	ug/L	0.50	0.11		1
Demeton O/S	B230783-BLK1	ND	ug/L	0.20	0.056		1
Diazinon	B230783-BLK1	ND	ug/L	0.20	0.050		1
Dichlorvos	B230783-BLK1	ND	ug/L	0.20	0.050		1
Disulfoton	B230783-BLK1	ND	ug/L	0.20	0.050		1
Ethoprop	B230783-BLK1	ND	ug/L	0.20	0.052		1
Fensulfothion	B230783-BLK1	ND	ug/L	0.20	0.051		1
Fenthion	B230783-BLK1	ND	ug/L	0.20	0.050		1
Merphos	B230783-BLK1	ND	ug/L	0.20	0.050		1
Methyl parathion	B230783-BLK1	ND	ug/L	0.20	0.050		1
Mevinphos	B230783-BLK1	ND	ug/L	0.20	0.050		1
Naled	B230783-BLK1	ND	ug/L	0.50	0.17		1
Phorate	B230783-BLK1	ND	ug/L	0.20	0.066		1
Ronnel (Fenclorphos)	B230783-BLK1	ND	ug/L	0.20	0.050		1
Stirophos (Tetrachlorvinphos)	B230783-BLK1	ND	ug/L	0.20	0.082		1
Tokuthion (Prothiofos)	B230783-BLK1	ND	ug/L	0.20	0.050		1
Trichloronate	B230783-BLK1	ND	ug/L	0.20	0.050		1
Triphenylphosphate (Surrogate)	B230783-BLK1	54.6	%	50 - 130 (LCL - UCL)			1

Run #	QC Sample ID	QC Type	Method	Prep Date	Run		Analyst	Instrument	Dilution
					Date	Time			
1	B230783-BLK1	PB	EPA-8141A	04/20/26	04/22/26	19:13	IJC	GC-18	1

The results in this report apply to the samples analyzed in accordance with the chain of custody document. This analytical report must be reproduced in its entirety.
All results listed in this report are for the exclusive use of the submitting party. Pace Analytical assumes no responsibility for report alteration, separation, detachment or third party interpretation.

Enthalpy Analytical - Orange
931 West Barkley Avenue
Orange, CA 92868

Reported: 04/28/2026 16:39
Project: Chiquita Canyon Landfill Stormwater
Project Number: EO-557594
Project Manager: David Tripp

Organo-Phosphorus Pesticide Analysis (EPA Method 8141A)

Quality Control Report - Laboratory Control Sample

Constituent	QC Sample ID	Type	Result	Spike Level	Units	Percent Recovery	RPD	Control Limits		Lab	Run #
								Percent Recovery	RPD		
QC Batch ID: B230783											
Bolstar	B230783-BS1	LCS	1.3050	2.0000	ug/L	65.2		50 - 130			1
	B230783-BSD1	LCSD	1.3250	2.0000	ug/L	66.2	1.5	50 - 130		30	2
Chlorpyrifos	B230783-BS1	LCS	1.3350	2.0000	ug/L	66.8		60 - 120			1
	B230783-BSD1	LCSD	1.6100	2.0000	ug/L	80.5	18.7	60 - 120		30	2
Diazinon	B230783-BS1	LCS	1.2600	2.0000	ug/L	63.0		60 - 130			1
	B230783-BSD1	LCSD	1.5700	2.0000	ug/L	78.5	21.9	60 - 130		30	2
Methyl parathion	B230783-BS1	LCS	1.3850	2.0000	ug/L	69.2		60 - 120			1
	B230783-BSD1	LCSD	1.6100	2.0000	ug/L	80.5	15.0	60 - 120		30	2
Mevinphos	B230783-BS1	LCS	1.2800	2.0000	ug/L	64.0		50 - 120			1
	B230783-BSD1	LCSD	1.2750	2.0000	ug/L	63.8	0.4	50 - 120		30	2
Ronnel (Fenclorphos)	B230783-BS1	LCS	1.4450	2.0000	ug/L	72.2		50 - 120			1
	B230783-BSD1	LCSD	1.6550	2.0000	ug/L	82.8	13.5	50 - 120		30	2
Stirophos (Tetrachlorvinphos)	B230783-BS1	LCS	1.3850	2.0000	ug/L	69.2		50 - 120			1
	B230783-BSD1	LCSD	1.6500	2.0000	ug/L	82.5	17.5	50 - 120		30	2
Triphenylphosphate (Surrogate)	B230783-BS1	LCS	1.8050	2.5000	ug/L	72.2		50 - 130			1
	B230783-BSD1	LCSD	2.1600	2.5000	ug/L	86.4	17.9	50 - 130			2

Run #	QC Sample ID	QC Type	Method	Prep Date	Run		Analyst	Instrument	Dilution
					Date Time				
1	B230783-BS1	LCS	EPA-8141A	04/20/26	04/22/26 19:43		IJC	GC-18	1
2	B230783-BSD1	LCSD	EPA-8141A	04/20/26	04/22/26 20:13		IJC	GC-18	1

The results in this report apply to the samples analyzed in accordance with the chain of custody document. This analytical report must be reproduced in its entirety.

All results listed in this report are for the exclusive use of the submitting party. Pace Analytical assumes no responsibility for report alteration, separation, detachment or third party interpretation.



Enthalpy Analytical - Orange
931 West Barkley Avenue
Orange, CA 92868

Reported: 04/28/2026 16:39
Project: Chiquita Canyon Landfill Stormwater
Project Number: EO-557594
Project Manager: David Tripp

Notes And Definitions

- MDL Method Detection Limit
- ND Analyte Not Detected
- PQL Practical Quantitation Limit
- S09 The surrogate recovery for this compound was not within the control limits.

The results in this report apply to the samples analyzed in accordance with the chain of custody document. This analytical report must be reproduced in its entirety.
All results listed in this report are for the exclusive use of the submitting party. Pace Analytical assumes no responsibility for report alteration, separation, detachment or third party interpretation.

Laboratory Job Number 557594

Subcontracted Products

McCampbell Analytical, Inc.



McC Campbell Analytical, Inc.

"When Quality Counts"

Analytical Report

WorkOrder: 2604B93

Report Created for: Enthalpy Analytical

931 West Barkley Avenue
Orange, CA 92868

Project Contact: David Tripp

Project P.O.: 096843

Project: EO-557594

Project Location:

Project Received: 04/16/2026

Analytical Report reviewed & approved for release on 04/23/2026 by:

Yen Cao

Yen Cao

Project Manager

The report shall not be reproduced except in full, without the written approval of the laboratory. The analytical results relate only to the items tested. Results reported conform to the most current regulatory standards, where applicable, unless otherwise stated.





Glossary of Terms & Qualifier Definitions

Client: Enthalpy Analytical

WorkOrder: 2604B93

Project: EO-557594

Glossary Abbreviation

%D	Serial Dilution Percent Difference
95% Interval	95% Confident Interval
CCV	Continuing Calibration Verification.
CCV REC (%)	The % recovery of Continuing Calibration Verification
DF	Dilution Factor
DI WET	(DISTLC) Waste Extraction Test using DI water
DISS	Dissolved (sample filtered using a 0.45 µm filter size)
DLT	Dilution Test (Serial Dilution)
DUP	Duplicate
EDL	Estimated Detection Limit
ITEF	International Toxicity Equivalence Factor
LCS	Laboratory Control Sample
LCS2	Second LCS for the batch. Spike level is lower than that for the first LCS; applicable to method 1633.
LQL	Lowest Quantitation Level
MB	Method Blank
MB IS/SS % Rec	% Recovery of Internal Standard or Surrogate in Method Blank, if applicable
MB SS % Rec	% Recovery of Surrogate in Method Blank, if applicable
MDL	Method Detection Limit ¹
ML	Minimum Level of Quantitation
MS	Matrix Spike
MSD	Matrix Spike Duplicate
NA	Not Applicable
ND	Not detected at or above the indicated MDL (if present) or RL.
NR	Data Not Reported due to matrix interference or insufficient sample amount.
PDS	Post Digestion Spike
PF	Prep Factor
RD	Relative Difference
RL	Reporting Limit ²
RPD	Relative Percent Difference
RRT	Relative Retention Time
RSD	Relative Standard Deviation
SPK Val	Spike Value
SPKRef Val	Spike Reference Value
SPLP	Synthetic Precipitation Leachate Procedure

¹ MDL is the minimum measured concentration of a substance that can be reported with 99% confidence that the measured concentration is distinguishable from method blank results. Definition and Procedure for the Determination of the Method Detection Limit, Revision 2, 40CFR, Part 136, Appendix B, EPA 821-R-16-006, December 2016. Values are based upon our default extraction volume/amount and are subject to change.

² RL is the lowest level that can be reliably determined within specified limits of precision and accuracy during routine laboratory operating conditions. (The RL cannot be lower than the lowest calibration standard used in the initial calibration of the instrument and must be greater than the MDL.) Values are based upon our default extraction volume/amount and are subject to change.



Glossary of Terms & Qualifier Definitions

Client: Enthalpy Analytical

WorkOrder: 2604B93

Project: EO-557594

TCLP	Toxicity Characteristic Leachate Procedure
TEQ	Toxicity Equivalents
TNTC	"Too Numerous to Count;" greater than 250 colonies observed on the plate.
TPH-Diesel	Sample results for semi-volatile TPH (diesel, kerosene, oil, etc) were calculated using a background subtraction procedure to correct for instrument baseline rise (column bleed) as described in Sec 7.7.2.2 of EPA 8015 B, C.
TZA	TimeZone Net Adjustment for sample collected outside of MAI's Coordinated Universal Time (UTC). (Adjustment for Daylight Saving is not accounted.)
WET (STLC)	Waste Extraction Test (Soluble Threshold Limit Concentration)

Analytical Qualifiers

a3	Sample diluted due to high organic content interfering with quantitative/or qualitative analysis.
a4	Reporting limits raised due to the sample's matrix prohibiting a full volume extraction.



Analytical Report

Client: Enthalpy Analytical
Date Received: 04/16/2026 9:05
Date Prepared: 04/17/2026
Project: EO-557594

WorkOrder: 2604B93
Extraction Method: E8151A
Analytical Method: E8151A
Unit: µg/L

Chlorinated Herbicides by GC-ECD

Client ID	Lab ID	Matrix	Date Collected	Instrument FileID	Batch ID
SOUTH BASIN- EASTERN INLET	2604B93-001A	Water	04/14/2026 15:40	GC15A 04202616.D	339919

Analytes	Result	MDL	RL	DF	Date Analyzed
Acifluorfen	ND	53	100	10	04/20/2026 14:55
Bentazon	ND	32	100	10	04/20/2026 14:55
Chloramben	ND	64	100	10	04/20/2026 14:55
2,4-D (Dichlorophenoxyacetic acid)	ND	7.9	20	10	04/20/2026 14:55
2,4-DB	ND	42	100	10	04/20/2026 14:55
Dalapon	ND	77	100	10	04/20/2026 14:55
D CPA (mono & diacid)	ND	50	100	10	04/20/2026 14:55
Dicamba	ND	7.4	20	10	04/20/2026 14:55
3,5-Dichlorobenzoic Acid	ND	24	100	10	04/20/2026 14:55
Dichloroprop	ND	35	100	10	04/20/2026 14:55
Dinoseb (DNBP)	ND	30	100	10	04/20/2026 14:55
MCPA	ND	130	200	10	04/20/2026 14:55
MCPP	ND	120	200	10	04/20/2026 14:55
4-Nitrophenol	ND	77	100	10	04/20/2026 14:55
Pentachlorophenol (PCP)	ND	5.5	20	10	04/20/2026 14:55
Picloram	ND	38	100	10	04/20/2026 14:55
2,4,5-T (Trichlorophenoxy acetic acid)	ND	10	20	10	04/20/2026 14:55
2,4,5-TP (Silvex)	ND	16	50	10	04/20/2026 14:55

Surrogates	REC (%)	Limits	DF	Date Analyzed
DCAA	79	60-140	10	04/20/2026 14:55

Analyst(s): DP

Analytical Comments: a3,a4



Analytical Report

Client: Enthalpy Analytical
Date Received: 04/16/2026 9:05
Date Prepared: 04/17/2026
Project: EO-557594

WorkOrder: 2604B93
Extraction Method: RSK175
Analytical Method: RSK175
Unit: µg/L

Dissolved Carbon Dioxide by RSK 175

Client ID	Lab ID	Matrix	Date Collected	Instrument FileID	Batch ID
SOUTH BASIN- EASTERN INLET	2604B93-001B	Water	04/14/2026 15:40	GC26 0417261108.D	340000

<u>Analytes</u>	<u>Result</u>	<u>MDL</u>	<u>RL</u>	<u>DF</u>	<u>Date Analyzed</u>
Carbon Dioxide	460	50	50	1	04/17/2026 15:16

Analyst(s): CLO



Quality Control Report

Client: Enthelpy Analytical
Date Prepared: 04/17/2026
Date Analyzed: 04/17/2026
Instrument: GC15A
Matrix: Water
Project: EO-557594

WorkOrder: 2604B93
BatchID: 339919
Extraction Method: E8151A
Analytical Method: E8151A
Unit: µg/L
Sample ID: MB/LCS/LCSD-339919

QC Summary Report for E8151A

Analyte	MB Result	MDL	RL	SPK Val	MB IS/SS %REC	MB IS/SS Limits
Acifluorfen	ND	0.53	1.0	-	-	-
Bentazon	ND	0.32	1.0	-	-	-
Chloramben	ND	0.64	1.0	-	-	-
2,4-D (Dichlorophenoxyacetic acid)	ND	0.079	0.20	-	-	-
2,4-DB	ND	0.42	1.0	-	-	-
Dalapon	ND	0.77	1.0	-	-	-
DCPA (mono & diacid)	ND	0.50	1.0	-	-	-
Dicamba	ND	0.074	0.20	-	-	-
3,5-Dichlorobenzoic Acid	ND	0.24	1.0	-	-	-
Dichloroprop	ND	0.35	1.0	-	-	-
Dinoseb (DNBP)	ND	0.30	1.0	-	-	-
MCPA	ND	1.3	2.0	-	-	-
MCPP	ND	1.2	2.0	-	-	-
4-Nitrophenol	ND	0.77	1.0	-	-	-
Pentachlorophenol (PCP)	ND	0.055	0.20	-	-	-
Picloram	ND	0.38	1.0	-	-	-
2,4,5-T (Trichlorophenoxy acetic acid)	ND	0.10	0.20	-	-	-
2,4,5-TP (Silvex)	ND	0.16	0.50	-	-	-
Surrogate Recovery						
DCAA	8.7			10	87	70-130



Quality Control Report

Client: Enthalpy Analytical
Date Prepared: 04/17/2026
Date Analyzed: 04/17/2026
Instrument: GC15A
Matrix: Water
Project: EO-557594

WorkOrder: 2604B93
BatchID: 339919
Extraction Method: E8151A
Analytical Method: E8151A
Unit: µg/L
Sample ID: MB/LCS/LCSD-339919

QC Summary Report for E8151A

Analyte	LCS Result	LCSD Result	SPK Val	LCS %REC	LCSD %REC	LCS/LCSD Limits	RPD	RPD Limit
Acifluorfen	8.2	8.8	10	82	88	70-130	6.88	30
Bentazon	9.3	9.8	10	93	98	70-130	5.65	30
Chloramben	10	11	10	102	107	70-130	4.64	30
2,4-D (Dichlorophenoxyacetic acid)	8.5	8.8	10	85	88	70-130	3.22	30
2,4-DB	9.1	9.8	10	91	98	70-130	6.95	30
Dalapon	8.4	9.0	10	84	90	70-130	6.20	30
DCPA (mono & diacid)	8.2	8.7	10	82	87	70-130	6.10	30
Dicamba	8.9	9.2	10	89	92	70-130	2.92	30
3,5-Dichlorobenzoic Acid	8.8	9.1	10	88	91	70-130	3.62	30
Dichloroprop	8.4	8.6	10	84	86	70-130	2.15	30
Dinoseb (DNBP)	8.5	9.0	10	85	90	70-130	4.83	30
MCPA	110	100	100	109	103	70-130	5.54	30
MCPP	85	87	100	85	87	70-130	1.81	30
4-Nitrophenol	7.2	7.1	10	72	71	70-130	1.12	30
Pentachlorophenol (PCP)	8.9	9.2	10	89	92	70-130	3.08	30
Picloram	7.8	8.3	10	78	83	70-130	5.77	30
2,4,5-T (Trichlorophenoxy acetic acid)	8.6	9.0	10	86	90	70-130	4.76	30
2,4,5-TP (Silvex)	8.9	9.3	10	89	93	70-130	3.76	30
Surrogate Recovery								
DCAA	8.9	9.2	10	89	92	70-130	3.49	30



Quality Control Report

Client: Enthalpy Analytical
Date Prepared: 04/17/2026
Date Analyzed: 04/17/2026
Instrument: GC26
Matrix: Water
Project: EO-557594

WorkOrder: 2604B93
BatchID: 340000
Extraction Method: RSK175
Analytical Method: RSK175
Unit: µg/L
Sample ID: MB/LCS/LCSD-340000

QC Summary Report for RSK175

Analyte	MB Result	MDL	RL			
Carbon Dioxide	ND	50	50	-	-	-

Analyte	LCS Result	LCSD Result	SPK Val	LCS %REC	LCSD %REC	LCS/LCSD Limits	RPD	RPD Limit
Carbon Dioxide	150	150	187.2	82	81	70-130	1.61	30



Certified Analyte List

Client: Enthalpy Analytical

WorkOrder: 2604B93

Project: EO-557594

Analyte	Cert 1	Cert 2	Cert 3	Cert 4	Cert 5	Analytical Method	Matrix
2,4,5-T (Trichlorophenoxy acetic acid)	●	●	○	○	○	E8151A	Water
2,4,5-TP (Silvex)	●	●	○	○	○	E8151A	Water
2,4-D (Dichlorophenoxyacetic acid)	●	●	○	○	○	E8151A	Water
2,4-DB	●	●	○	○	○	E8151A	Water
3,5-Dichlorobenzoic Acid	○	●	○	○	○	E8151A	Water
4-Nitrophenol	●	●	○	○	○	E8151A	Water
Acifluorfen	○	●	○	○	○	E8151A	Water
Bentazon	○	●	○	○	○	E8151A	Water
Chloramben	○	●	○	○	○	E8151A	Water
Dalapon	●	●	○	○	○	E8151A	Water
DCPA (mono & diacid)	○	●	○	○	○	E8151A	Water
Dicamba	●	●	○	○	○	E8151A	Water
Dichloroprop	●	●	○	○	○	E8151A	Water
Dinoseb (DNBP)	●	●	○	○	○	E8151A	Water
MCPA	●	●	○	○	○	E8151A	Water
MCPP	●	●	○	○	○	E8151A	Water
Pentachlorophenol (PCP)	●	●	○	○	○	E8151A	Water
Picloram	○	●	○	○	○	E8151A	Water

Certifications

Cert 1 CA ELAP 1644

Cert 2 ORELAP (NELAP) 4033

The Certified Analyte Report lists the compounds for which MAI is accredited at the time of issuance. Although MAI holds multiple accreditations, methods with extensive compound lists may not be fully accredited due to state agency availability.



1534 Willow Pass Rd
Pittsburg, CA 94565-1701
(925) 252-9262

WaterTrax CLIP EDF

CHAIN-OF-CUSTODY RECORD

WorkOrder: 2604B93 **ClientCode:** ENO **QuoteID:** 262776
 EQUiS Dry-Weight Email HardCopy ThirdParty J-flag
 Detection Summary Excel [A1_Standard_QC]

Report to:

David Tripp
Enthalpy Analytical
931 West Barkley Avenue
Orange, CA 92868
657-581-4710 FAX:

Email: david.tripp@enthalpy.com
cc/3rd Party:
PO: 096843
Project: EO-557594

Bill to:

Accounts Payable/Enthalpy SoCal
Montrose Environmental Group
PO Box 842165
Boston, MA 02284-2165
003EL_ap@montrose-env.com

Requested TAT: 5 days;

Date Received: 04/16/2026
Date Logged: 04/16/2026

Lab ID	ClientSampID	Matrix	Collection Date	Hold	Requested Tests (See legend below)												
					1	2	3	4	5	6	7	8	9	10	11	12	
2604B93-001	SOUTH BASIN- EASTERN INLET	Water	4/14/2026 15:40	<input type="checkbox"/>	A	A	B										

Test Legend:

1	8151_W	2	PRDisposal Fee	3	RSK175_CO2_W	4	
5		6		7		8	
9		10		11		12	

Project Manager: Jena Alfaro

Prepared by: Lilly Ortiz

Comments:

NOTE: Soil samples are discarded 60 days after receipt unless other arrangements are made (Water samples are 30 days).
Hazardous samples will be returned to client or disposed of at client expense.



WORK ORDER SUMMARY

Client Name: ENTHALPY ANALYTICAL

Project: EO-557594

Work Order: 2604B93

Client Contact: David Tripp

QC Level: LEVEL 2

Contact's Email: david.tripp@enthalpy.com

Comments

Date Logged: 4/16/2026

WaterTrax CLIP EDF Excel EQulS Email HardCopy ThirdParty J-flag

LabID	ClientSampID	Matrix	Test Name	Cont./Comp.	Bottle & Preservative	U**	Head Space	Dry-Weight	Collection Date & Time	TAT	Test Due Date	Sediment Content	Hold	Sub Out
001A	SOUTH BASIN-EASTERN INLET	Water	E8151A (Chlorinated Herbicides)	1	1LA Narrow Mouth, Unpres	<input type="checkbox"/>	<input type="checkbox"/>	<input type="checkbox"/>	4/14/2026 15:40	5 days	4/23/2026	Present	<input type="checkbox"/>	<input type="checkbox"/>
001B	SOUTH BASIN-EASTERN INLET	Water	RSK175 (CO2)	2	VOA, Unpres	<input type="checkbox"/>	<input type="checkbox"/>	<input type="checkbox"/>	4/14/2026 15:40	5 days	4/23/2026	Present	<input type="checkbox"/>	<input type="checkbox"/>

NOTES: * STLC and TCLP extractions require 2 days to complete; therefore, all TATs begin after the extraction is completed (i.e., One-day TAT yields results in 3 days from sample submission).

- ISM prep requires 5 to 10 days to complete; therefore, all TATs begin after the extraction is completed (i.e., One-day TAT yields results in 6 to 11 days from sample submission). Due date listed on WO summary will not accurately reflect the time needed for sample preparation.

- Organic extracts are held for 40 days before disposal; Inorganic extract are held for 30 days.

- MAI assumes that all material present in the provided sampling container is considered part of the sample - MAI does not exclude any material from the sample prior to sample preparation unless requested in writing by the client.

U** = An unpreserved container was received for a method that suggests a preservation in order to extend hold time for analysis.

26041893

Subcontract Laboratory:
 McCampbell Analytical, Inc.
 1534 Willow Pass Rd.
 Pittsburg, CA 94565
 ATTN: Quote ID: 262776
 PO #: PO-096843

Enthalpy Order: EO-557594
 PM: David Tripp
 Email: david.tripp@enthalpy.com
 CC: incomingreports@enthalpy.com
 Phone: 657-581-4710

Results Due: 04/24/26
 Report Level: II
 Report To: MDL
 EDDs: Standard Excel
 EDD

Notes:

CHIQUITA Stormwater - No dilutions please unless absolutely necessary due to matrix or other technically valid reason, requiring clear, technical explanation in your Case Narrative for client's regulator (CA-RWQCB). Hold time rush, please, only if necessary.

Sample ID	Collected	Lab ID	# Cont.	Matrix	Analysis Requested	Comment
SOUTH BASIN - EASTERN INLET	14-APR-2026 15:40	557594-001	1	Water	EPA 8151A Chlorinated Herbicides	
			2	Water	RSK-175 CO2	

Notes:	Relinquished By:	Received By:
	<i>Caro Felix</i>	<i>David Tripp</i>
	Date: 4-15-26 15:02	Date: 4/16/26 0905
		<i>4.9 unit 1051</i>
	Date:	Date:
	Date:	Date:



Sample Receipt Checklist

Client Name: **Enthalpy Analytical**
 Project: **EO-557594**

Date and Time Received: **4/16/2026 09:05**

Date Logged: **4/16/2026**

Received by: **Lilly Ortiz**

Logged by: **Lilly Ortiz**

WorkOrder No: **2604B93** Matrix: Water
 Carrier: FedEx

Chain of Custody (COC) Information

Chain of custody present?	Yes <input checked="" type="checkbox"/>	No <input type="checkbox"/>	
Chain of custody signed when relinquished and received?	Yes <input checked="" type="checkbox"/>	No <input type="checkbox"/>	
Chain of custody agrees with sample labels?	Yes <input checked="" type="checkbox"/>	No <input type="checkbox"/>	
Sample IDs noted by Client on COC?	Yes <input checked="" type="checkbox"/>	No <input type="checkbox"/>	
Date and Time of collection noted by Client on COC?	Yes <input checked="" type="checkbox"/>	No <input type="checkbox"/>	
Sampler's name noted on COC?	Yes <input type="checkbox"/>	No <input checked="" type="checkbox"/>	
COC agrees with Quote?	Yes <input checked="" type="checkbox"/>	No <input type="checkbox"/>	NA <input type="checkbox"/>
COC quote is active?	Yes <input type="checkbox"/>	No <input type="checkbox"/>	NA <input checked="" type="checkbox"/>

Sample Receipt Information

Custody seals intact on shipping container/cooler?	Yes <input type="checkbox"/>	No <input type="checkbox"/>	NA <input checked="" type="checkbox"/>
Custody seals intact on sample bottles?	Yes <input type="checkbox"/>	No <input type="checkbox"/>	NA <input checked="" type="checkbox"/>
Shipping container/cooler in good condition?	Yes <input checked="" type="checkbox"/>	No <input type="checkbox"/>	
Samples in proper containers/bottles?	Yes <input checked="" type="checkbox"/>	No <input type="checkbox"/>	
Sample containers intact?	Yes <input checked="" type="checkbox"/>	No <input type="checkbox"/>	
Sufficient sample volume for indicated test?	Yes <input checked="" type="checkbox"/>	No <input type="checkbox"/>	

Sample Preservation and Hold Time (HT) Information

All samples received within holding time?	Yes <input checked="" type="checkbox"/>	No <input type="checkbox"/>	NA <input type="checkbox"/>
Samples Received on Ice?	Yes <input checked="" type="checkbox"/>	No <input type="checkbox"/>	

(Ice Type: WET ICE)

Sample/Temp Blank temperature		Temp: 4.9°C	NA <input type="checkbox"/>
ZHS conditional analyses: VOA meets zero headspace requirement (VOCs, TPHg/BTEX, RSK)?	Yes <input checked="" type="checkbox"/>	No <input type="checkbox"/>	NA <input type="checkbox"/>
Sample labels checked for correct preservation?	Yes <input checked="" type="checkbox"/>	No <input type="checkbox"/>	
pH acceptable upon receipt (Metal: <2)?	Yes <input type="checkbox"/>	No <input type="checkbox"/>	NA <input checked="" type="checkbox"/>

UCMR Samples:

pH tested and acceptable upon receipt (200.7: ≤2; 533: 6 - 8; 537.1: 6 - 8)?	Yes <input type="checkbox"/>	No <input type="checkbox"/>	NA <input checked="" type="checkbox"/>
Free Chlorine tested and acceptable upon receipt (<0.1mg/L) [not applicable to 200.7]?	Yes <input type="checkbox"/>	No <input type="checkbox"/>	NA <input checked="" type="checkbox"/>

Comments:

Laboratory Job Number 557594

Subcontracted Products

Onterris Laboratories - El Dorado Hills

May 05, 2026

**Onterris - El Dorado Hills
Work Order No. 2604141**

Mr. David Tripp
Onterris Laboratories - Orange
931 W. Barkley Avenue
Orange, CA 92868

Dear Mr. Tripp,

Enclosed are the results for the sample set received at Onterris - EDH on April 16, 2026 under your Project Name 'EO-557594'.

Onterris- EDH is committed to serving you effectively. If you require additional information, please contact me at 916-673-1520 or by email at mark.rein@onterris.com.

Thank you for choosing Onterris - EDH as part of your analytical support team.

Sincerely,



Mark Rein
Project Manager

Onterris - EDH certifies that the report herein meets all the requirements set forth by NELAP for those applicable test methods. Results relate only to the samples as received by the laboratory. This report should not be reproduced except in full without the written approval of Onterris -EDH .

Onterris - EDH Work Order No. 2604141

Case Narrative

Sample Condition on Receipt:

One water sample was received and stored securely in accordance with Onterris - EDH standard operating procedures and EPA methodology. The sample was received in good condition and within the method temperature requirements.

Analytical Notes:

EPA Method 8290A

The sample was extracted and analyzed for 2,3,7,8-TCDD by EPA Method 8290A using a ZB-DIOXIN GC column.

The sample contained high solids content and a subsample of the sample was taken for extraction.

Holding Times

The method holding time criteria were met for these samples.

Quality Control

The Initial Calibration and Continuing Calibration Verifications met the method acceptance criteria.

A Method Blank and Ongoing Precision and Recovery (OPR) sample were extracted and analyzed with the preparation batch. No analytes were detected above the sample quantitation limits in the Method Blank. The OPR recoveries were within the method acceptance criteria.

Labeled standard recoveries for all QC and field samples were within method acceptance criteria.

TABLE OF CONTENTS

Case Narrative.....	1
Table of Contents.....	3
Sample Inventory.....	4
Analytical Results.....	5
Qualifiers.....	9
Certifications.....	10
Sample Receipt.....	11

Sample Inventory Report

Sample ID	Client Sample ID	Sampled	Received	Components/Containers
2604141-01	SOUTH BASIN - EASTERN INLET	14-Apr-26 15:40	16-Apr-26 09:46	Amber Glass NM Bottle, 1L

ANALYTICAL RESULTS

Sample ID: Method Blank

EPA Method 8290A

Client Data		Laboratory Data			
Name:	Onterris Laboratories - Orange	Lab Sample:	B26D356-BLK1		
Project:	EO-557594	QC Batch:	B26D356	Date Extracted:	30-Apr-26
Matrix:	Aqueous	Sample Size:	1.00 L	Column:	ZB-DIOXIN

Analyte	Conc. (pg/L)	MDL	RL	Qualifiers	Analyzed	Dilution
2,3,7,8-TCDD	ND	1.78	5.00		01-May-26 17:21	1
Labeled Standards	Type	% Recovery	Limits	Qualifiers	Analyzed	Dilution
13C-2,3,7,8-TCDD	IS	84.7	40 - 135		01-May-26 17:21	1
37Cl-2,3,7,8-TCDD	CRS	79.0	40 - 135		01-May-26 17:21	1

MDL - Method Detection Limit

RL - Reporting limit

Results reported to MDL.

Sample ID: OPR

EPA Method 8290A

Client Data		Laboratory Data			
Name:	Onterris Laboratories - Orange	Lab Sample:	B26D356-BS1		
Project:	EO-557594	QC Batch:	B26D356	Date Extracted:	30-Apr-26 03:59
Matrix:	Aqueous	Sample Size:	1.00 L	Column:	ZB-DIOXIN

Analyte	Amt Found (pg/L)	Spike Amt	% Recovery	Limits	Qualifiers	Analyzed	Dilution
2,3,7,8-TCDD	173	200	86.7	70 - 130		01-May-26 14:13	1

Labeled Standards	Type	% Recovery	Limits	Qualifiers	Analyzed	Dilution
13C-2,3,7,8-TCDD	IS	89.0	40 - 135		01-May-26 14:13	1
37Cl-2,3,7,8-TCDD	CRS	82.7	40 - 135		01-May-26 14:13	1

Sample ID: SOUTH BASIN - EASTERN INLET

EPA Method 8290A

Client Data		Laboratory Data			
Name:	Onterris Laboratories - Orange	Lab Sample:	2604141-01	Date Received:	16-Apr-26 09:46
Project:	EO-557594	QC Batch:	B26D356	Date Extracted:	30-Apr-26
Matrix:	Water	Sample Size:	0.501 L	Column:	ZB-DIOXIN
Date Collected:	14-Apr-26 15:40				

Analyte	Conc. (pg/L)	MDL	RL	Qualifiers	Analyzed	Dilution
2,3,7,8-TCDD	ND	3.55	9.98		01-May-26 22:50	1
Labeled Standards	Type	% Recovery	Limits	Qualifiers	Analyzed	Dilution
13C-2,3,7,8-TCDD	IS	90.3	40 - 135		01-May-26 22:50	1
37Cl-2,3,7,8-TCDD	CRS	85.6	40 - 135		01-May-26 22:50	1

MDL - Method Detection Limit

RL - Reporting limit

Results reported to MDL.

DATA QUALIFIERS & ABBREVIATIONS

B	Compound was also detected in the method blank
Conc.	Concentration
CRS	Cleanup Recovery Standard
D	Dilution
DL	Detection Limit
E	Concentration exceeded the calibration range
EDL	Estimated Detection Limit
EMPC	Estimated Maximum Possible Concentration
H	Recovery and/or RPD was outside laboratory acceptance limits
I	Chemical Interference
IS	Internal Standard
J	Estimated Concentration below the Reporting Limit/LOQ
LOD	Limit of Detection
LOQ	Limit of Quantitation
MDL	Method Detection Limit
NA	Not Applicable
ND	Not Detected
OPR	Ongoing Precision and Recovery sample
P	Concentration may include contribution from chlorinated diphenyl ether(s).
Q	Ion transition ratio is outside of the acceptance criteria.
RL	Reporting Limit (MRL)
TEQ	Toxic Equivalency, sum of the toxic equivalency factors (TEF) multiplied by the sample concentrations.
TEQMax	TEQ calculated using the detection limit as the concentration for non-detects
TEQMin	TEQ calculated using zero as the concentration for non-detects
TEQRisk	TEQ calculated using ½ the detection limit as the concentration for non-detects
U	Not Detected (specific projects only)
*	See Cover Letter

Unless otherwise noted, solid sample results are reported in dry weight. Tissue samples are reported in wet weight.

Onterris - EDH Certifications

Accrediting Authority	Certificate Number
Alaska Department of Environmental Conservation	17-013
California Department of Health - ELAP	2892
DoD ELAP - A2LA Accredited - ISO/IEC 17025	3091.01
Florida Department of Health	E87777
Louisiana Department of Environmental Quality	01977
Maine Department of Health	2020018
Michigan Department of Environmental Quality	9932
Minnesota Department of Health	2211390
Nevada Division of Environmental Protection	CA00413
New Hampshire Environmental Accreditation Program	207721
New Jersey Department of Environmental Protection	CA003
New York Department of Health	11411
Ohio Environmental Protection Agency	87778
Oregon Laboratory Accreditation Program	4042-021
Texas Commission on Environmental Quality	T104704189-22-13
Vermont Department of Health	VT-4042
Virginia Department of General Services	11276
Washington Department of Ecology	C584
Wisconsin Department of Natural Resources	998036160

Current certificates and lists of licensed parameters can be found at Onterris.com/Resources/Accreditations

Subcontract Laboratory:

 Enthalpy - El Dorado Hills
 1104 Windfield Way
 El Dorado Hills, CA 95762
 ATTN: Mark Rein
 PO #: Required, to be sent via email

Enthalpy Order: EO-557594

 PM: David Tripp
 Email: david.tripp@enthalpy.com
 CC: incomingreports@enthalpy.com
 Phone: 657-581-4710

Results Due: Standard TAT (15wd)

Report Level: II

Report To: MDL

EDDs: BLDR:Enthalpy (the normal EDD you send to Orange)

260441
J.R.C
Notes:

CHIQUITA Stormwater - 15wd TAT or less if at all possible. No decanting. No dilutions unless absolutely necessary due to matrix or other technically valid reason.

Sample ID	Collected	Lab ID	# Cont.	Matrix	Analysis Requested	Comment
SOUTH BASIN - EASTERN INLET	14-APR-2026 15:40	557594-001	1	Water	EPA 8290 - 2,3,7,8-TCDD Only	

Notes:	Relinquished By:	Received By:
	<i>[Signature]</i>	<i>Karim A. Ak</i>
	Date: 4-15-26 15:02	Date: 04/16/26 09:46
	Date:	Date:
	Date:	Date:

CoC/Label Reconciliation Report WO# 2604141

LabNumber	CoC Sample ID	SampleAlias	Sample Date/Time	Container	BaseMatrix	Sample Comments
2604141-01	A SOUTH BASIN - EASTERN INLET	557594-001	14-Apr-26 15:40	Amber Glass NM Bottle, 1L	Aqueous	

Checkmarks indicate that information on the COC reconciled with the sample label.
Any discrepancies are noted in the following columns.

CONDITION	Yes	No	NA
Sample Container Intact?	<input checked="" type="checkbox"/>	<input type="checkbox"/>	<input type="checkbox"/>
Sample Container(s) Custody Seals Intact?	<input type="checkbox"/>	<input type="checkbox"/>	<input checked="" type="checkbox"/>
Custody Seals On Cooler Intact?	<input type="checkbox"/>	<input type="checkbox"/>	<input checked="" type="checkbox"/>
Adequate Sample Volume?	<input checked="" type="checkbox"/>	<input type="checkbox"/>	<input type="checkbox"/>
Container Type Appropriate for Analysis(es)?	<input checked="" type="checkbox"/>	<input type="checkbox"/>	<input type="checkbox"/>

Comments:

A) no back up volume

Preservation Documented: Na2S2O3 Trizma NH4CH3CO2 None Other

Verified by/Date: YJA out/ulx
XAO 04/16/20