



March 13, 2026

Enrique Casas
Los Angeles Regional Water Quality Control Board
320 W. 4th Street, Suite 200
Los Angeles, California 90013
enrique.casas@waterboards.ca.gov

**Re: Investigative Order No. R4-2024-0010-A01
Los Angeles Regional Water Quality Control Board**

Dear Dr. Casas:

This submittal has been prepared for the Los Angeles Regional Water Quality Control Board (“Regional Board”), by Chiquita Canyon, LLC (“Chiquita”) as required by the Investigative Order No. R4-2024-0010-A01 (the “Amended Order”), issued by the Regional Board on February 11, 2026.¹ Pursuant to Items 1(g) and (j) of the Amended Order, Chiquita produces the following information regarding a storm event that occurred on February 10, 2026 and February 11, 2026, which resulted in discharges into the South Sedimentation Basin (“South Basin”) on February 10, 2026, and a discharge out of the South Basin on February 11, 2026. Additionally, a seep occurred on February 12, 2026 through February 13, 2026, which resulted in a discharge into the South Basin.

I. Post-Storm Event Assessment and Geosynthetic Cover Analysis

Item 1(g) of the Amended Order requires the following:

For storms that produce a discharge into the sedimentation basin, a post-storm event assessment and report on the effectiveness of the geosynthetic cover that will be installed over a portion of the area impacted by the reaction to prevent leachate from commingling with stormwater until the elevated Landfill temperature condition has resolved. This report is due 30 days after the first day of the storm event that produces a discharge.

A storm event began in the late hours of February 10, 2026, causing discharges into the South Basin through the eastern and western inlets on February 10, 2026 and a discharge out of the South Basin on February 11, 2026. There was no discharge into or out of the East Sedimentation

¹ Pursuant to Water Code Section 13320, Chiquita petitioned the State Water Quality Control Board for review of this Amended Order on March 13, 2026.

Mr. Enrique Casas
Los Angeles Regional Water Quality Control Board

Basin (“East Basin”). Chiquita followed protocol pursuant to its updated Storm Water Pollution Prevention Plan (“SWPPP”) and related best management practices, including those outlined in Section 6.6 of the SWPPP, to minimize and prevent leachate migration with stormwater runoff into onsite discharge channels, drain inlets, and inlets to the South Basin. Chiquita also conducted sampling pursuant to Condition 1(j) as discussed below.

The reaction area at the landfill has been covered with approximately 60-acres of 30-mil high density polyethylene and 60-mil ethylene vinyl alcohol/high density polyethylene geomembrane cover (“cover”) to reduce landfill surface emissions, prevent soil erosion, and mitigate against leachate commingling with stormwater runoff. Additionally, twice daily inspections are performed of this area to assess the effectiveness of the cover, including identifying any leachate seeps, cover integrity concerns, or stormwater discharges into and out of the South Basin. At the time of this discharge event, the cover was observed to be effective at preventing leachate commingling with stormwater runoff, among its other intended purposes.

II. Discharge Sampling Analysis

Condition 1(j) of the Amended Order requires the following:

The Discharger shall sample and submit the analysis of any and all discharges into and out of the south sedimentation basin and east sedimentation basin. Analytes shall include parameters identified in the effluent limitation guidelines in Subchapter N, Subpart B—RCRA Subtitle D Non-Hazardous Waste Landfills, Mpars, parameters the Discharger is required to sample per the Industrial General Permit including TMDL related requirements in Attachment E, and Appendix II constituents. All results must be submitted to the Los Angeles Water Board within 30 days of the first day of the discharge event. Where parameters overlap, or are otherwise duplicative, only a single analysis is required to satisfy the requirements of this Order.

In accordance with Item 1(j) of the Amended Order, following the storm event Chiquita collected samples representative of discharge into the South Basin from the eastern and western inlets on February 10, 2026. Chiquita also collected samples representative of discharge out of the South Basin on February 11, 2026. The results are attached hereto as Attachments A and B.

During storm events, stormwater runoff enters the two-stage South Basin via the eastern and/or western inlets prior to any potential discharge. The two-stage South Basin is designed to fully capture runoff from typical storm events, which allows for sedimentation of suspended solids and other contaminants associated with suspended solids. Clarified stormwater typically either evaporates, infiltrates, or is used for dust suppression. As approved by the Regional Board in January 2025 and further outlined in Section 4 of the SWPPP, clarified stormwater from the second stage—depending on the circumstances and weather forecasts—may be discharged manually utilizing a pump to allow for controlled discharge and give capacity for runoff from future storm events. During non-typical intense or prolonged storm events, stormwater runoff may also discharge off-site via gravity.

Further, in accordance with Item 1(j) of the Amended Order, following a seep that was identified on February 12, 2026 at the toe of the western slope and reached the South Basin prior to stopping on February 13, 2026, Chiquita collected samples representative of discharge into the South Basin

Mr. Enrique Casas
Los Angeles Regional Water Quality Control Board

from the western inlet on February 12, 2026 and February 13, 2026. The final results are attached hereto as Attachments C and D. Chiquita has previously reported this seep, related cleanup efforts, and preliminary sampling results to the Regional Board, including via email communication on February 15, 2026 which is enclosed herein as Attachment E.

Lastly, as communicated with the Regional Board on February 15, 2026, Chiquita continues to have significant concerns with the Reporting Limits and related monitoring obligations under the Amended Order. As a result, Chiquita filed its Petition for Review and Request for Stay of Order and Hearing related to compliance with the Amended Order to the State Water Quality Control Board on March 13, 2026.

* * * * *

Regards

Matt Breuer
Environmental Manager
Waste Connections

Attachment A – Eastern and Western Inlet to the South Sedimentation Basin Discharge Sampling Results (for 2026-02-10)

Attachment B – South Sedimentation Basin Discharge Sampling Results (for 2026-02-11)

Attachment C - South Sedimentation Basin Seep-Related Sampling Results (for 2026-02-12)

Attachment D – South Sedimentation Basin Seep-Related Sampling Results (for 2026-02-13)

Attachment E – Chiquita Email Communication to the Regional Board Regarding Seep (2026-02-15)

cc: (via email)

John Perkey, Waste Connections

Kelly Kincella, Waste Connections

Sarah Phillips, Waste Connections

Pavlova Vitale, Los Angeles Regional Water Quality Control Board

Robert Ragland, Los Angeles County Department of Public Health

Liza Frias, Los Angeles County Department of Public Health

Nichole Quick, M.D., Los Angeles County Department of Public Health

Beverley Tway, Los Angeles County Department of Public Health

Karen Gork, LEA

Eric Morofuji, LEA

Shikari Nakagawa-Ota, LEA

Renee Jensen, LEA Counsel

Blaine McPhillips, County Counsel

Emiko Thompson, Los Angeles County Public Works

Alex Garcia, Los Angeles County Department of Regional Planning

29201 Henry Mayo Drive | Castaic, California 91384

www.chiquitacanyon.com

Mr. Enrique Casas
Los Angeles Regional Water Quality Control Board

Philip Chen, Los Angeles County Department of Regional Planning
Steven Jareb, Los Angeles County Department of Regional Planning
Wes Mindermann, CalRecycle
Jeff Lindberg, California Air Resources Board
Jack Cheng, South Coast Air Quality Management District
Larry Israel, South Coast Air Quality Management District
Tyler Holybee, United States Environmental Protection Agency
Mark Anthony Relon, United States Environmental Protection Agency
Laura Friedli, United States Environmental Protection Agency
Zanalee Zmily, Department of Toxic Substances Control
Erin Neal, Department of Toxic Substances Control
Dylan Clark, Department of Toxic Substances Control

ATTACHMENT A



Enthalpy Analytical
931 West Barkley Ave
Orange, CA 92868
(714) 771-6900

enthalpy.com

Lab Job Number : 552835
Report Level : II
Report Date : 03/13/2026

Analytical Report *prepared for:*

Matt Breuer
Waste Connections
Chiquita Canyon Landfill
29201 Henry Mayo Drive
Castaic, CA 91384

Project: CCLF STORMWATER - Chiquita Canyon Stormwater

Authorized for release by:

David Tripp, Project Manager
657-581-4710
david.tripp@enthalpy.com

This data package has been reviewed for technical correctness and completeness. Release of this data has been authorized by the Laboratory Manager or the Manager's designee, as verified by the above signature which applies to this PDF file as well as any associated electronic data deliverable files. The results contained in this report meet all requirements of NELAP and pertain only to those samples which were submitted for analysis. This report may be reproduced only in its entirety.

CA ELAP# 1338, CA ELAP #1338-S1, NELAP# 4038, SCAQMD LAP# 18LA0518, LACSD ID# 10105, ORELAP# 4197

Sample Summary

Matt Breuer	Lab Job #:	552835
Waste Connections	Project No:	CCLF STORMWATER
Chiquita Canyon Landfill	Location:	Chiquita Canyon Stormwater
29201 Henry Mayo	Date Received:	02/11/26
Drive		
Castaic, CA 91384		

Sample ID	Lab ID	Collected	Matrix
SOUTH BASIN - WESTERN INLET	552835-001	02/10/26 22:26	Water
SOUTH BASIN - EASTERN INLET	552835-002	02/10/26 22:37	Water

Case Narrative

Waste Connections
Chiquita Canyon Landfill
29201 Henry Mayo Drive
Castaic, CA 91384
Matt Breuer

Lab Job Number: 552835
Project No: CCLF STORMWATER
Location: Chiquita Canyon
Stormwater
Date Received: 02/11/26

- This data package contains sample and QC results for two water samples, requested for the above referenced project on 02/11/26. The samples were received in good condition.
- DILUTIONS: Dilutions in this report were performed solely for the purpose of reporting target analytes within method calibration ranges.

Volatile Organics by GC/MS (EPA 8260B):

- SOUTH BASIN - WESTERN INLET (lab # 552835-001) and SOUTH BASIN - EASTERN INLET (lab # 552835-002) had pH greater than 2.
- No other analytical problems were encountered.

Semivolatile Organics by GC/MS (EPA 8270E):

- Response exceeding the instrument's linear range was observed for diethylphthalate in SOUTH BASIN - WESTERN INLET (lab # 552835-001); affected data was qualified with "E".
- No other analytical problems were encountered.

Semivolatile Organics by GC/MS (EPA 625.1):

- High response was observed for benzoic acid in the ICV analyzed 02/11/26 17:27; this analyte was not detected at or above the RL in the associated sample, and affected data was qualified with "b".
- High response was observed for benzoic acid in the CCV analyzed 02/11/26 17:27; this analyte was not detected at or above the RL in the associated sample, and affected data was qualified with "b".
- Low surrogate recoveries were observed for phenol-d6 in SOUTH BASIN - EASTERN INLET (lab # 552835-002) and the method blank for batch 395126.
- Low surrogate recovery was observed for 2-fluorophenol in SOUTH BASIN - EASTERN INLET (lab # 552835-002).
- No other analytical problems were encountered.

Semivolatile Organics by GC/MS SIM (EPA 8270C-SIM):

No analytical problems were encountered.

Pesticides (EPA 8081A):

No analytical problems were encountered.

Total Organic Carbon by IR (SM 5310B):

No analytical problems were encountered.

PCBs (EPA 8082):

- SOUTH BASIN - WESTERN INLET (lab # 552835-001) was treated with sulfuric acid to reduce analytical interferences or due to the presence of color.
- No other analytical problems were encountered.

Metals (EPA 200.7, EPA 200.8, and EPA 245.1):

- Low recoveries were observed for mercury in the MS/MSD for batch 395052; the parent sample was not a project sample, and the associated RPD was within limits.
- Low recoveries were observed for zinc in the MS/MSD for batch 395119; the parent sample was not a project sample, the LCS was within limits, and the associated RPD was within limits.
- No other analytical problems were encountered.

Ion Chromatography (EPA 300.0):

- Low recoveries were observed for sulfate in the MS/MSD of SOUTH BASIN - WESTERN INLET (lab # 552835-001); the LCS was within limits.
- Responses exceeding the instrument's linear range were observed for sulfate in the MS/MSD of SOUTH BASIN - WESTERN INLET (lab # 552835-001); affected data was qualified with "E".
- No other analytical problems were encountered.

Conductivity (SM2510B):

No analytical problems were encountered.

Total Oil & Grease (HEM) (EPA 1664A):

- Matrix spikes were not performed for this analysis due to insufficient sample volume.
- No analytical problems were encountered.

Total Phenolics (EPA 420.1):

No analytical problems were encountered.

Alkalinity (SM2320B):

No analytical problems were encountered.

Sulfide (SM 4500-S2-D):

No analytical problems were encountered.

Total Dissolved Solids (TDS) (SM2540C):

No analytical problems were encountered.

Total Suspended Solids (TSS) (SM2540D):

No analytical problems were encountered.

Chemical Oxygen Demand (SM5220D):

No analytical problems were encountered.

Biochemical Oxygen Demand (SM5210B):

No analytical problems were encountered.

Turbidity (SM2130B):

No analytical problems were encountered.

Cyanide - Semi-Automated Method (SM 4500-CN-E and SM 4500-CN-E):

No analytical problems were encountered.

Coliform - 9221 Tests (SM 9221B and SM 9221F):

No analytical problems were encountered.

Ammonia and TKN- Semi-Automated Method (SM 4500-NH3-G):

- Low recovery was observed for ammonia-N in the MSD for batch 395042; the parent sample was not a project sample, the LCS was within limits, and the associated RPD was within limits.
- No other analytical problems were encountered.

Organophosphorus Pesticides (EPA 8141A):

Pace Laboratories in Bakersfield, CA performed the analysis (see sublab report section for certifications). Please see the Pace Laboratories case narrative.

8151A Chlorinated Herbicides (EPA 8151A):

McC Campbell Analytical, Inc. in Pittsburg, CA performed the analysis (NELAP certified). Please see the McC Campbell Analytical, Inc. case narrative.

RSK-175 CO2 (RSK-175):

McC Campbell Analytical, Inc. in Pittsburg, CA performed the analysis (see sublab report section for certifications). Please see the McC Campbell Analytical, Inc. case narrative, including their comment regarding dilution of samples flagged "a3 - Sample diluted due to high organic content interfering with quantitative/or qualitative analysis."

Dioxins & Furans (EPA 8290):

Enthalpy - El Dorado Hills in El Dorado Hills, CA performed the analysis (see sublab report section for certifications). Please see the Enthalpy - El Dorado Hills case narrative.



Enthalpy Analytical - Orange
 931 W. Barkley Avenue, Orange, CA 92868
 Phone 714-771-6900

Chain of Custody Record
 Lab No: 552835
 Page: 1 of 3

Matrix: A = Air S = Soil/Solid
 W = Water DW = Drinking Water SD = Sediment
 PP = Pure Product SEA = Sea Water
 SW = Swab T = Tissue WP = Wipe O = Other

Turn Around Time (rush by advanced notice only)

Standard:	5 Day:	3 Day:
2 Day:	1 Day:	Custom TAT:
	X	

Preservatives:
 1 = Na₂S₂O₃ 2 = HCl 3 = HNO₃
 4 = H₂SO₄ 5 = NaOH 6 = Other
 Sample Receipt Temp:
 5.5/5.7 9.4/9.5
 11.9/12.1 17.1/17.4
 57.10
 (lab use only)

CUSTOMER INFORMATION				PROJECT INFORMATION				Analysis Request		Test Instructions / Comments	
Company:	Chiquita Canyon, LLC	Name:	Stormwater Outlet	200.7/200.8 Metals (see comments)				200.8 - Ag, As, B, Ba, Be, Cd, Co, Cr, Cu, Ni, Mn, Pb, Sb, Se, Sn, Tl, V, Zn			
Report To:	Matt Breuer	Number:		4500-CN-E Cyanide				Additional email recipients: matt.breuer@wasteconnections.com stormwater@wasteconnections.com tmb@swteng.com aav@swteng.com			
Email:	matthew.breuer@wasteconnector	P.O. #:	29201 Henry Mayo Drive	8081 Pesticides / 8082 PCBs				Direct invoices to: Maribel Bolanos (661) 257-3665			
Address:	29201 Henry Mayo Drive	Address:	Castaic, CA 91384	8151 Herbicides							
Phone:	682-559-3880	Global ID:		8260 VOCs							
Fax:		Sampled By:	CH, GA	8260 Acrolein/Acrylonitrile							
Sample ID		Sampling Date		8290 2,3,7,8-TCDD							
1	South Basin - Western Inlet	02/10/26	2226	245.1 Mercury	X	X	X	Temp: 14.6°C, pH 8.66			
2	South Basin - Eastern Inlet	02/10/26	2237		X	X	X	Temp: 14.6°C, pH 8.31			
3											
4											
5											
6											
7											
8											
9											
10											



Signature	Print Name	Company / Title	Date / Time
	G. Breuer	SWA	2/11/26 2:00
	Paulina	SW	2/11/26 07:00



Enthalpy Analytical - Orange
 931 W. Barkley Avenue, Orange, CA 92868
 Phone 714-771-6900

Chain of Custody Record

Lab No: _____
 Page: 2 of 3
 Matrix: A = Air S = Soil/Solid
 W = Water DW = Drinking Water SD = Sediment
 PP = Pure Product SEA = Sea Water
 SW = Swab T = Tissue WP = Wipe O = Other

Turn Around Time (rush by advanced notice only)

Standard:	5 Day:	3 Day:
2 Day:	1 Day:	Custom TAT:

Sample Receipt Temp: _____

CUSTOMER INFORMATION		PROJECT INFORMATION	
Company:	Chiquita Canyon, LLC	Name:	Stormwater Outlet
Report To:	Kate Logan	Number:	
Email:	kate.logan@wasteconnections.com	P.O. #:	
Address:	29201 Henry Mayo Drive Castaic, CA 91384	Address:	29201 Henry Mayo Drive Castaic, CA 91384
Phone:	682-559-3880	Global ID:	
Fax:		Sampled By:	GA, CH

Sample ID	Sampling Date	Sampling Time	Matrix	Container No. / Size	Pres.	Analysis Request										Test Instructions / Comments	
						SM4500-S2-D Total Sulfide	420.1 Total Phenolics	1664A Oil and Grease	9221B Total Coliform	9221F E. Coll	300.0 Cl, Br, F, I, NO3, NO2, SO4	2540D TSS	5310B TOC	8270 SIM 1,4-Dioxane	SM2320B Alkalinity		
1	02/10/26	2226	W	31	1,2,4,6	X	X	X	X	X	X	X	X	X	X	X	Temp: 14.6°C, pH 8.66
2	02/10/26	2237	W	31	1,2,4,6	X	X	X	X	X	X	X	X	X	X	X	Temp: 14.6°C, pH 8.31
3																	
4																	
5																	
6																	
7																	
8																	
9																	
10																	

Signature	Print Name	Company / Title	Date / Time
	G Alvarez	CRH	2/11/26 2:00
	P Smith	CRH	2/11/26 07:00
1 Relinquished By:			
1 Received By:			
2 Relinquished By:			
2 Received By:			
3 Relinquished By:			
3 Received By:			



Enthalpy Analytical - Orange
 931 W. Barkley Avenue, Orange, CA 92868
 Phone 714-771-6900

Chain of Custody Record

Lab No: _____
 Page: 3 of 3
 Matrix: A = Air S = Soil/Solid
 W = Water DW = Drinking Water SD = Sediment
 PP = Pure Product SEA = Sea Water
 SW = Swab T = Tissue WP = Wipe O = Other

Turn Around Time (rush by advanced notice only)

Standard:	5 Day:	3 Day:
2 Day:	1 Day:	Custom TAT:

Preservatives:
 1 = Na₂S₂O₃ 2 = HCl 3 = HNO₃
 4 = H₂SO₄ 5 = NaOH 6 = Other

Sample Receipt Temp:
 (lab use only)

CUSTOMER INFORMATION				PROJECT INFORMATION				Analysis Request				Test Instructions / Comments			
Company:	Chiquita Canyon, LLC	Name:	Stormwater Outlet	SM5220D Chemical Oxygen Demand											
Report To:	Kate Logan	Number:		SM2510B Specific Conductance											
Email:	kate.logan@wasteconnections.com	P.O. #:		RSK-175 Carbon Dioxide											
Address:	29201 Henry Mayo Drive	Address:	29201 Henry Mayo Drive	SM2130B Turbidity											
Phone:	Castaic, CA 91384	Global ID:	Castaic, CA 91384	2540E TDS											
Fax:	682-559-3880	Sampled By:	GA, CH												
Sample ID	Sampling Date	Sampling Time	Matrix	Container No. / Size	Pres.										
1 South Basin - Western Inlet	02/10/26	2226	W	31	1,2,4,6										
2 South Basin - Eastern Inlet	02/10/26	2237	W	31	1,2,4,6										
3															
4															
5															
6															
7															
8															
9															
10															

	Signature	Print Name	Company / Title	Date / Time
1 Relinquished By:		Q. A. ...	GT&H	2/11/26 2:00
1 Received By:		Fanning	ESA	2/11/26 0700
2 Relinquished By:				
2 Received By:				
3 Relinquished By:				
3 Received By:				

SAMPLE RECEIPT CHECKLIST



Section 1: General Info

Date Received: 02/11/26 WO# 552835 Client: Waste Connections

Section 2: Shipping / Custody

Are custody seals present? Yes No

Custody seals intact on arrival? N/A Yes No On cooler / box On samples

Courier Walk-In Field Sampling Shipping Info: _____

Section 3a: Condition / Packaging

Outside 0.0 - 6.0°C (0.0 - 10.0°C for microbiology) (PM notified)

Date Opened 02/11/26 By (initials) FPD Type of ice used: Wet Blue/Gel None

Samples received on ice directly from the field; cooling process had begun. (if checked, skip temperatures)

Sample matrix doesn't require cooling (e.g. air, bulk PCB). (if checked, skip temperatures)

If no cooler: Observed/Adjusted Temp (°C): _____ / _____ Thermometer/IR Gun: IR10 CF: +0.2

Cooler Temp (°C) #1: 5.5 / 5.7 #2: 9.4 / 9.6 #3: 11.9 / 12.1 #4: 17.2 / 17.4 #5: _____ / _____ #6: _____ / _____

Section 3b: Microbiology Samples

No microbiology samples submitted (skip 3b)

Within temp range 0.0 - 10.0°C or received on ice directly from field.

Adequate headspace for microbiology analysis.

Section 3c: Air Samples

No air samples submitted (skip 3c)

1.4L Canisters 6L Canisters Tedlar Bags MCE Cassettes Sorbent Tubes Other _____

Section 4: Containers / Labels / Samples

	YES	NO	N/A
1) Were custody papers present, filled properly, and legible?	X		
2) Is the sampler's name present on the CoC?	X		
3) Were containers received in good condition (unbroken / unopened / uncompromised)?	X		
4) Were the samples bagged? (required for microbiology samples; recommended for soil samples)	X		
5) Were all of, and only, the correct samples received?	X		
6) Are sample labels present, legible, and in agreement with the CoC?		X	
7) Does the container count match the CoC?	X		
8) Was sufficient sample volume / mass received for the analyses requested?	X		
9) Were samples received in proper containers for the analyses requested?	X		
10) Were samples received with > 1/2 holding time remaining?		X	
11) Are samples properly preserved as indicated by CoC / labels?	X		
12) Unpreserved VOAs received - If necessary, was the hold time changed in LIMS?			X
13) Are VOA vials free from headspace/bubbles > 6mm?	X		

Section 5: Explanations / Comments

(If no comments are made, then no discrepancies noted.)

4.10 - SAMPLES RECEIVED OUT OF HOLD FOR TOTAL COLIFORM / E. COLI

4.6 - 3 HELI-PRESERVED VOA VIALS FOR SAMPLE -002 (SOUTH BASIN - EASTERN INLET) RECEIVED UNLABELED.

No additional discrepancies

Date Logged 02/11/26 By (print) FPD (sign) 

Date Labeled 02/11/26 By (print) FPD (sign) _____

Analysis Results for 552835

Matt Breuer
 Waste Connections
 Chiquita Canyon Landfill
 29201 Henry Mayo Drive
 Castaic, CA 91384

Lab Job #: 552835
 Project No: CCLF STORMWATER
 Location: Chiquita Canyon Stormwater
 Date Received: 02/11/26

Sample ID: SOUTH BASIN - WESTERN INLET	Lab ID: 552835-001 Matrix: Water	Collected: 02/10/26 22:26
--	---	----------------------------------

552835-001 Analyte	Result	Qual	Units	RL	MDL	DF	Batch	Prepared	Analyzed	Chemist
Method: EPA 1664A Prep Method: METHOD										
Total Oil and Grease	3.0	J	mg/L	4.9	0.96	0.99	395087	02/11/26	02/12/26	TTL
Method: EPA 200.7 Prep Method: EPA 3015A										
Calcium	57		mg/L	0.10	0.022	1	395117	02/11/26	02/12/26	SBW
Iron	6.8		mg/L	0.050	0.017	1	395415	02/14/26	02/17/26	TWJ
Magnesium	8.0		mg/L	0.10	0.010	1	395117	02/11/26	02/12/26	SBW
Potassium	11		mg/L	0.50	0.15	1	395117	02/11/26	02/12/26	SBW
Sodium	75		mg/L	0.50	0.017	1	395117	02/11/26	02/12/26	SBW
Method: EPA 200.8 Prep Method: EPA 3015A										
Antimony	2.4		ug/L	2.0	1.0	1	395119	02/11/26	02/12/26	KAM
Arsenic	5.9		ug/L	2.0	0.27	1	395119	02/11/26	02/12/26	KAM
Barium	75		ug/L	5.0	0.44	1	395119	02/11/26	02/12/26	KAM
Beryllium	0.28	J	ug/L	1.0	0.083	1	395119	02/11/26	02/12/26	KAM
Boron	200		ug/L	100	77	10	395119	02/11/26	02/11/26	KAM
Cadmium	ND		ug/L	1.0	0.26	1	395119	02/11/26	02/12/26	KAM
Chromium	9.5		ug/L	5.0	0.40	1	395119	02/11/26	02/12/26	KAM
Cobalt	3.8		ug/L	1.0	0.13	1	395119	02/11/26	02/12/26	KAM
Copper	15		ug/L	5.0	1.4	1	395119	02/11/26	02/12/26	KAM
Lead	5.6		ug/L	5.0	0.23	1	395119	02/11/26	02/12/26	KAM
Manganese	120		ug/L	10	4.5	1	395119	02/11/26	02/12/26	KAM
Nickel	8.7		ug/L	5.0	0.89	1	395119	02/11/26	02/12/26	KAM
Selenium	3.3	J	ug/L	4.0	1.8	1	395119	02/11/26	02/12/26	KAM
Silver	ND		ug/L	5.0	0.36	1	395119	02/11/26	02/12/26	KAM
Thallium	ND		ug/L	1.0	0.15	1	395119	02/11/26	02/12/26	KAM
Tin	ND		ug/L	5.0	1.5	1	395119	02/11/26	02/12/26	KAM
Vanadium	21		ug/L	5.0	0.36	1	395119	02/11/26	02/12/26	KAM
Zinc	27		ug/L	10	7.4	1	395119	02/11/26	02/12/26	KAM
Method: EPA 245.1 Prep Method: EPA 245.1										
Mercury	0.094	J	ug/L	0.40	0.089	1	395052	02/11/26	02/11/26	MLL
Method: EPA 300.0 Prep Method: METHOD										
Fluoride	0.32		mg/L	0.20	0.083	1	395101	02/11/26 13:41	02/12/26 02:26	KUM
Chloride	36		mg/L	1.0	0.27	1	395101	02/11/26 13:41	02/12/26 02:26	KUM
Nitrogen, Nitrite	0.06	J	mg/L	0.10	0.01	1	395101	02/11/26 13:41	02/12/26 02:26	KUM

Analysis Results for 552835

552835-001 Analyte	Result	Qual	Units	RL	MDL	DF	Batch	Prepared	Analyzed	Chemist
Bromide	0.23	J	mg/L	0.30	0.038	1	395101	02/11/26 13:41	02/12/26 02:26	KUM
Nitrogen, Nitrate	2.0		mg/L	0.10	0.05	1	395101	02/11/26 13:41	02/12/26 02:26	KUM
Sulfate	170		mg/L	5.0	0.98	5	395101	02/11/26 13:41	02/12/26 02:44	KUM
Method: EPA 350.1 Prep Method: METHOD										
Ammonia-N	0.64		mg/L	0.10	0.068	1	395042	02/11/26	02/11/26	CKN
Method: EPA 420.1 Prep Method: METHOD										
Total Phenolics	0.033		mg/L	0.010	0.0056	1	395122	02/11/26	02/12/26	LVL
Method: EPA 625.1 Prep Method: EPA 3510C										
Benzoic acid	63		ug/L	47	10	0.95	395126	02/11/26	02/26/26	TJW
2-Methylphenol	ND		ug/L	9.5	3.1	0.95	395126	02/11/26	02/12/26	TJW
Pyridine	ND		ug/L	9.5	2.7	0.95	395126	02/11/26	02/12/26	TJW
Phenol	ND		ug/L	9.5	2.0	0.95	395126	02/11/26	02/12/26	TJW
Naphthalene	ND		ug/L	9.5	3.4	0.95	395126	02/11/26	02/12/26	TJW
3-,4-Methylphenol	ND		ug/L	9.5	2.9	0.95	395126	02/11/26	02/12/26	TJW
Cresol	ND		ug/L	9.5		0.95	395126	02/11/26	02/12/26	TJW
a-Terpineol	4.1	J	ug/L	9.5	2.0	0.95	395126	02/11/26	02/12/26	TJW
Surrogates	Limits									
2-Fluorophenol	42%		%REC	36-95		0.95	395126	02/11/26	02/12/26	TJW
Phenol-d6	32%		%REC	28-82		0.95	395126	02/11/26	02/12/26	TJW
2,4,6-Tribromophenol	104%		%REC	61-140		0.95	395126	02/11/26	02/12/26	TJW
Nitrobenzene-d5	69%		%REC	48-123		0.95	395126	02/11/26	02/12/26	TJW
2-Fluorobiphenyl	58%		%REC	51-105		0.95	395126	02/11/26	02/12/26	TJW
Terphenyl-d14	76%		%REC	65-117		0.95	395126	02/11/26	02/12/26	TJW
Method: EPA 8081A Prep Method: EPA 3510C										
alpha-BHC	ND		ug/L	0.05	0.009	0.94	395031	02/11/26	03/09/26	HQN
beta-BHC	ND		ug/L	0.05	0.01	0.94	395031	02/11/26	03/09/26	HQN
gamma-BHC	ND		ug/L	0.05	0.008	0.94	395031	02/11/26	03/09/26	HQN
delta-BHC	ND		ug/L	0.05	0.01	0.94	395031	02/11/26	03/09/26	HQN
Heptachlor	ND		ug/L	0.05	0.01	0.94	395031	02/11/26	03/09/26	HQN
Aldrin	ND		ug/L	0.05	0.01	0.94	395031	02/11/26	03/09/26	HQN
Heptachlor epoxide	ND		ug/L	0.05	0.009	0.94	395031	02/11/26	03/09/26	HQN
Endosulfan I	ND		ug/L	0.05	0.01	0.94	395031	02/11/26	03/09/26	HQN
Dieldrin	ND		ug/L	0.09	0.01	0.94	395031	02/11/26	03/09/26	HQN
4,4'-DDE	ND		ug/L	0.09	0.03	0.94	395031	02/11/26	03/09/26	HQN
Endrin	ND		ug/L	0.09	0.01	0.94	395031	02/11/26	03/09/26	HQN
Endosulfan II	ND		ug/L	0.09	0.02	0.94	395031	02/11/26	03/09/26	HQN
Endosulfan sulfate	ND		ug/L	0.09	0.01	0.94	395031	02/11/26	03/09/26	HQN
4,4'-DDD	ND		ug/L	0.09	0.03	0.94	395031	02/11/26	03/09/26	HQN
Endrin aldehyde	ND		ug/L	0.09	0.03	0.94	395031	02/11/26	03/09/26	HQN
Endrin ketone	ND		ug/L	0.09	0.03	0.94	395031	02/11/26	03/09/26	HQN
4,4'-DDT	ND		ug/L	0.09	0.08	0.94	395031	02/11/26	03/09/26	HQN
Methoxychlor	ND		ug/L	0.09	0.04	0.94	395031	02/11/26	03/09/26	HQN
Toxaphene	ND		ug/L	1.9	0.4	0.94	395031	02/11/26	03/09/26	HQN
Chlordane (Technical)	ND		ug/L	0.9	0.2	0.94	395031	02/11/26	03/09/26	HQN
Surrogates	Limits									

Analysis Results for 552835

552835-001 Analyte	Result	Qual	Units	RL	MDL	DF	Batch	Prepared	Analyzed	Chemist
TCMX	100%		%REC	29-120		0.94	395031	02/11/26	03/09/26	HQN
Decachlorobiphenyl	91%		%REC	33-132		0.94	395031	02/11/26	03/09/26	HQN

Method: EPA 8082
Prep Method: EPA 3510C

Aroclor-1016	ND		ug/L	0.47	0.29	0.94	395031	02/11/26	02/12/26	XLY
Aroclor-1221	ND		ug/L	0.47	0.44	0.94	395031	02/11/26	02/12/26	XLY
Aroclor-1232	ND		ug/L	0.47	0.26	0.94	395031	02/11/26	02/12/26	XLY
Aroclor-1242	ND		ug/L	0.47	0.27	0.94	395031	02/11/26	02/12/26	XLY
Aroclor-1248	ND		ug/L	0.47	0.22	0.94	395031	02/11/26	02/12/26	XLY
Aroclor-1254	ND		ug/L	0.47	0.25	0.94	395031	02/11/26	02/12/26	XLY
Aroclor-1260	ND		ug/L	0.47	0.31	0.94	395031	02/11/26	02/12/26	XLY
Aroclor-1262	ND		ug/L	0.47	0.28	0.94	395031	02/11/26	02/12/26	XLY
Aroclor-1268	ND		ug/L	0.47	0.24	0.94	395031	02/11/26	02/12/26	XLY

Surrogates

Limits

Decachlorobiphenyl (PCB)	70%		%REC	28-138		0.94	395031	02/11/26	02/12/26	XLY
--------------------------	-----	--	------	--------	--	------	--------	----------	----------	-----

Method: EPA 8260B
Prep Method: EPA 5030B

Carbon Disulfide	ND		ug/L	5.0	0.1	1	395035	02/11/26	02/11/26	ZST
Chloroprene	ND		ug/L	200	2.7	1	395035	02/11/26	02/11/26	ZST
3-Chloropropene	ND		ug/L	5.0	0.2	1	395035	02/11/26	02/11/26	ZST
Ethyl methacrylate	ND		ug/L	50	3.9	1	395035	02/11/26	02/11/26	ZST
Ethanol	ND		ug/L	500	160	1	395035	02/11/26	02/11/26	ZST
2-Hexanone	ND		ug/L	5.0	1.3	1	395035	02/11/26	02/11/26	ZST
Isopropanol (IPA)	ND		ug/L	200	96	1	395035	02/11/26	02/11/26	ZST
Methyl acrylonitrile	ND		ug/L	35	4.2	1	395035	02/11/26	02/11/26	ZST
Vinyl Acetate	ND		ug/L	50	3.2	1	395035	02/11/26	02/11/26	ZST
Acrolein	ND		ug/L	200	2.6	1	395035	02/11/26	02/11/26	ZST
Acrylonitrile	ND		ug/L	10	0.7	1	395035	02/11/26	02/11/26	ZST
Freon 12	ND		ug/L	5.0	0.2	1	395035	02/11/26	02/11/26	ZST
Chloromethane	ND		ug/L	5.0	0.09	1	395035	02/11/26	02/11/26	ZST
Vinyl Chloride	ND		ug/L	5.0	0.1	1	395035	02/11/26	02/11/26	ZST
Bromomethane	ND		ug/L	5.0	0.1	1	395035	02/11/26	02/11/26	ZST
Chloroethane	ND		ug/L	5.0	0.1	1	395035	02/11/26	02/11/26	ZST
Trichlorofluoromethane	ND		ug/L	5.0	0.1	1	395035	02/11/26	02/11/26	ZST
Iodomethane	ND		ug/L	5.0		1	395035	02/11/26	02/11/26	ZST
Acetone	ND		ug/L	100	14	1	395035	02/11/26	02/11/26	ZST
Freon 113	ND		ug/L	5.0	0.1	1	395035	02/11/26	02/11/26	ZST
1,1-Dichloroethene	ND		ug/L	5.0	0.1	1	395035	02/11/26	02/11/26	ZST
Methylene Chloride	ND		ug/L	10	0.2	1	395035	02/11/26	02/11/26	ZST
MTBE	ND		ug/L	5.0	0.1	1	395035	02/11/26	02/11/26	ZST
trans-1,2-Dichloroethene	ND		ug/L	5.0	0.1	1	395035	02/11/26	02/11/26	ZST
1,1-Dichloroethane	ND		ug/L	5.0	0.09	1	395035	02/11/26	02/11/26	ZST
2-Butanone	ND		ug/L	10	1.3	1	395035	02/11/26	02/11/26	ZST
cis-1,2-Dichloroethene	ND		ug/L	5.0	0.1	1	395035	02/11/26	02/11/26	ZST
2,2-Dichloropropane	ND		ug/L	5.0	0.2	1	395035	02/11/26	02/11/26	ZST
Chloroform	ND		ug/L	5.0	0.08	1	395035	02/11/26	02/11/26	ZST
Bromochloromethane	ND		ug/L	5.0	0.1	1	395035	02/11/26	02/11/26	ZST
1,1,1-Trichloroethane	ND		ug/L	5.0	0.1	1	395035	02/11/26	02/11/26	ZST
1,1-Dichloropropene	ND		ug/L	5.0	0.1	1	395035	02/11/26	02/11/26	ZST
Carbon Tetrachloride	ND		ug/L	5.0	0.1	1	395035	02/11/26	02/11/26	ZST
1,2-Dichloroethane	ND		ug/L	5.0	0.2	1	395035	02/11/26	02/11/26	ZST

Analysis Results for 552835

552835-001 Analyte	Result	Qual	Units	RL	MDL	DF	Batch	Prepared	Analyzed	Chemist
Benzene	ND		ug/L	1.0	0.1	1	395035	02/11/26	02/11/26	ZST
Trichloroethene	ND		ug/L	5.0	0.1	1	395035	02/11/26	02/11/26	ZST
1,2-Dichloropropane	ND		ug/L	5.0	0.09	1	395035	02/11/26	02/11/26	ZST
Bromodichloromethane	ND		ug/L	5.0	0.07	1	395035	02/11/26	02/11/26	ZST
Dibromomethane	ND		ug/L	5.0	0.1	1	395035	02/11/26	02/11/26	ZST
4-Methyl-2-Pentanone	ND		ug/L	5.0	1.0	1	395035	02/11/26	02/11/26	ZST
cis-1,3-Dichloropropene	ND		ug/L	5.0	0.1	1	395035	02/11/26	02/11/26	ZST
Toluene	ND		ug/L	5.0	0.1	1	395035	02/11/26	02/11/26	ZST
trans-1,3-Dichloropropene	ND		ug/L	5.0	0.09	1	395035	02/11/26	02/11/26	ZST
1,1,2-Trichloroethane	ND		ug/L	5.0	0.1	1	395035	02/11/26	02/11/26	ZST
1,3-Dichloropropane	ND		ug/L	5.0	0.07	1	395035	02/11/26	02/11/26	ZST
Tetrachloroethene	ND		ug/L	5.0	0.2	1	395035	02/11/26	02/11/26	ZST
Dibromochloromethane	ND		ug/L	5.0	0.1	1	395035	02/11/26	02/11/26	ZST
1,2-Dibromoethane	ND		ug/L	5.0	0.1	1	395035	02/11/26	02/11/26	ZST
Chlorobenzene	ND		ug/L	5.0	0.1	1	395035	02/11/26	02/11/26	ZST
1,1,1,2-Tetrachloroethane	ND		ug/L	5.0	0.07	1	395035	02/11/26	02/11/26	ZST
Ethylbenzene	ND		ug/L	5.0	0.1	1	395035	02/11/26	02/11/26	ZST
m,p-Xylenes	ND		ug/L	5.0	0.2	1	395035	02/11/26	02/11/26	ZST
o-Xylene	ND		ug/L	5.0	0.1	1	395035	02/11/26	02/11/26	ZST
Styrene	ND		ug/L	5.0	0.1	1	395035	02/11/26	02/11/26	ZST
Bromoform	ND		ug/L	5.0	0.06	1	395035	02/11/26	02/11/26	ZST
Isopropylbenzene	ND		ug/L	5.0	0.1	1	395035	02/11/26	02/11/26	ZST
1,1,2,2-Tetrachloroethane	ND		ug/L	5.0	0.1	1	395035	02/11/26	02/11/26	ZST
1,2,3-Trichloropropane	ND		ug/L	5.0	0.3	1	395035	02/11/26	02/11/26	ZST
Propylbenzene	ND		ug/L	5.0	0.1	1	395035	02/11/26	02/11/26	ZST
Bromobenzene	ND		ug/L	5.0	0.1	1	395035	02/11/26	02/11/26	ZST
1,3,5-Trimethylbenzene	ND		ug/L	5.0	0.1	1	395035	02/11/26	02/11/26	ZST
2-Chlorotoluene	ND		ug/L	5.0	0.1	1	395035	02/11/26	02/11/26	ZST
4-Chlorotoluene	ND		ug/L	5.0	0.2	1	395035	02/11/26	02/11/26	ZST
tert-Butylbenzene	ND		ug/L	5.0	0.1	1	395035	02/11/26	02/11/26	ZST
1,2,4-Trimethylbenzene	ND		ug/L	5.0	0.1	1	395035	02/11/26	02/11/26	ZST
sec-Butylbenzene	ND		ug/L	5.0	0.2	1	395035	02/11/26	02/11/26	ZST
para-Isopropyl Toluene	ND		ug/L	5.0	0.2	1	395035	02/11/26	02/11/26	ZST
1,3-Dichlorobenzene	ND		ug/L	5.0	0.1	1	395035	02/11/26	02/11/26	ZST
1,4-Dichlorobenzene	ND		ug/L	5.0	0.2	1	395035	02/11/26	02/11/26	ZST
n-Butylbenzene	ND		ug/L	5.0	0.1	1	395035	02/11/26	02/11/26	ZST
1,2-Dichlorobenzene	ND		ug/L	5.0	0.1	1	395035	02/11/26	02/11/26	ZST
1,2-Dibromo-3-Chloropropane	ND		ug/L	5.0	0.6	1	395035	02/11/26	02/11/26	ZST
1,2,4-Trichlorobenzene	ND		ug/L	5.0	0.3	1	395035	02/11/26	02/11/26	ZST
Hexachlorobutadiene	ND		ug/L	5.0	0.3	1	395035	02/11/26	02/11/26	ZST
1,2,3-Trichlorobenzene	ND		ug/L	5.0	0.3	1	395035	02/11/26	02/11/26	ZST
cis-1,4-Dichloro-2-butene	ND		ug/L	5.0	0.3	1	395035	02/11/26	02/11/26	ZST
trans-1,4-Dichloro-2-butene	ND		ug/L	5.0	0.3	1	395035	02/11/26	02/11/26	ZST
Xylene (total)	ND		ug/L	5.0		1	395035	02/11/26	02/11/26	ZST
Surrogates				Limits						
Dibromofluoromethane	97%		%REC	70-130		1	395035	02/11/26	02/11/26	ZST
1,2-Dichloroethane-d4	104%		%REC	70-130		1	395035	02/11/26	02/11/26	ZST
Toluene-d8	97%		%REC	70-130		1	395035	02/11/26	02/11/26	ZST
Bromofluorobenzene	71%		%REC	70-130		1	395035	02/11/26	02/11/26	ZST

Method: EPA 8270C-SIM
Prep Method: EPA 3535

1,4-Dioxane **0.92** J ug/L 1.0 0.84 1 395110 02/11/26 02/11/26 ZFA

Results for any subcontracted analyses are not included in this section.

Analysis Results for 552835

552835-001 Analyte	Result	Qual	Units	RL	MDL	DF	Batch	Prepared	Analyzed	Chemist
Surrogates				Limits						
1,4-Dioxane-d8 (SUR)	100%		%REC	80-120		1	395110	02/11/26	02/11/26	ZFA
Method: EPA 8270E										
Prep Method: EPA 3510C										
Carbazole	ND		ug/L	9.5	2.6	0.95	395126	02/11/26	02/12/26	TJW
N-Nitrosodimethylamine	ND		ug/L	9.5	2.7	0.95	395126	02/11/26	02/12/26	TJW
Aniline	ND		ug/L	9.5	2.7	0.95	395126	02/11/26	02/12/26	TJW
bis(2-Chloroethyl)ether	ND		ug/L	24	3.5	0.95	395126	02/11/26	02/12/26	TJW
2-Chlorophenol	ND		ug/L	9.5	3.4	0.95	395126	02/11/26	02/12/26	TJW
1,3-Dichlorobenzene	ND		ug/L	9.5	3.1	0.95	395126	02/11/26	02/12/26	TJW
1,4-Dichlorobenzene	ND		ug/L	9.5	3.2	0.95	395126	02/11/26	02/12/26	TJW
Benzyl alcohol	ND		ug/L	24	5.5	0.95	395126	02/11/26	02/12/26	TJW
1,2-Dichlorobenzene	ND		ug/L	9.5	3.2	0.95	395126	02/11/26	02/12/26	TJW
bis(2-Chloroisopropyl) ether	ND		ug/L	9.5	3.6	0.95	395126	02/11/26	02/12/26	TJW
N-Nitroso-di-n-propylamine	ND		ug/L	9.5	3.7	0.95	395126	02/11/26	02/12/26	TJW
Hexachloroethane	ND		ug/L	9.5	2.9	0.95	395126	02/11/26	02/12/26	TJW
Nitrobenzene	ND		ug/L	24	8.0	0.95	395126	02/11/26	02/12/26	TJW
Isophorone	ND		ug/L	9.5	3.5	0.95	395126	02/11/26	02/12/26	TJW
2-Nitrophenol	ND		ug/L	9.5	5.2	0.95	395126	02/11/26	02/12/26	TJW
2,4-Dimethylphenol	ND		ug/L	9.5	3.1	0.95	395126	02/11/26	02/12/26	TJW
bis(2-Chloroethoxy)methane	ND		ug/L	9.5	3.5	0.95	395126	02/11/26	02/12/26	TJW
2,4-Dichlorophenol	ND		ug/L	9.5	3.5	0.95	395126	02/11/26	02/12/26	TJW
1,2,4-Trichlorobenzene	ND		ug/L	9.5	3.3	0.95	395126	02/11/26	02/12/26	TJW
4-Chloroaniline	ND		ug/L	9.5	2.9	0.95	395126	02/11/26	02/12/26	TJW
Hexachlorobutadiene	ND		ug/L	9.5	2.1	0.95	395126	02/11/26	02/12/26	TJW
4-Chloro-3-methylphenol	ND		ug/L	9.5	3.4	0.95	395126	02/11/26	02/12/26	TJW
2-Methylnaphthalene	ND		ug/L	9.5	3.2	0.95	395126	02/11/26	02/12/26	TJW
Hexachlorocyclopentadiene	ND		ug/L	24	7.4	0.95	395126	02/11/26	02/12/26	TJW
2,4,6-Trichlorophenol	ND		ug/L	9.5	3.9	0.95	395126	02/11/26	02/12/26	TJW
2,4,5-Trichlorophenol	ND		ug/L	9.5	3.5	0.95	395126	02/11/26	02/12/26	TJW
2-Chloronaphthalene	ND		ug/L	9.5	3.2	0.95	395126	02/11/26	02/12/26	TJW
2-Nitroaniline	ND		ug/L	47	4.1	0.95	395126	02/11/26	02/12/26	TJW
Dimethylphthalate	ND		ug/L	9.5	3.2	0.95	395126	02/11/26	02/12/26	TJW
Acenaphthylene	ND		ug/L	9.5	3.7	0.95	395126	02/11/26	02/12/26	TJW
2,6-Dinitrotoluene	ND		ug/L	9.5	4.2	0.95	395126	02/11/26	02/12/26	TJW
3-Nitroaniline	ND		ug/L	9.5	3.8	0.95	395126	02/11/26	02/12/26	TJW
Acenaphthene	ND		ug/L	9.5	3.1	0.95	395126	02/11/26	02/12/26	TJW
2,4-Dinitrophenol	ND		ug/L	47	14	0.95	395126	02/11/26	02/12/26	TJW
4-Nitrophenol	ND		ug/L	47	8.0	0.95	395126	02/11/26	02/12/26	TJW
Dibenzofuran	ND		ug/L	9.5	3.0	0.95	395126	02/11/26	02/12/26	TJW
2,4-Dinitrotoluene	ND		ug/L	9.5	4.0	0.95	395126	02/11/26	02/12/26	TJW
Diethylphthalate	200	E	ug/L	9.5	2.8	0.95	395126	02/11/26	02/12/26	TJW
Fluorene	ND		ug/L	9.5	3.0	0.95	395126	02/11/26	02/12/26	TJW
4-Chlorophenyl-phenylether	ND		ug/L	9.5	2.9	0.95	395126	02/11/26	02/12/26	TJW
4-Nitroaniline	ND		ug/L	9.5	3.2	0.95	395126	02/11/26	02/12/26	TJW
4,6-Dinitro-2-methylphenol	ND		ug/L	47	16	0.95	395126	02/11/26	02/12/26	TJW
N-Nitrosodiphenylamine	ND		ug/L	9.5	3.7	0.95	395126	02/11/26	02/12/26	TJW
1,2-diphenylhydrazine (as azobenzene)	ND		ug/L	9.5	2.8	0.95	395126	02/11/26	02/12/26	TJW
4-Bromophenyl-phenylether	ND		ug/L	9.5	3.1	0.95	395126	02/11/26	02/12/26	TJW
Hexachlorobenzene	ND		ug/L	9.5	2.9	0.95	395126	02/11/26	02/12/26	TJW

Analysis Results for 552835

552835-001 Analyte	Result	Qual	Units	RL	MDL	DF	Batch	Prepared	Analyzed	Chemist
Pentachlorophenol	ND		ug/L	24	5.4	0.95	395126	02/11/26	02/12/26	TJW
Phenanthrene	ND		ug/L	9.5	2.8	0.95	395126	02/11/26	02/12/26	TJW
Anthracene	ND		ug/L	9.5	2.7	0.95	395126	02/11/26	02/12/26	TJW
Di-n-butylphthalate	ND		ug/L	9.5	2.9	0.95	395126	02/11/26	02/12/26	TJW
Fluoranthene	ND		ug/L	9.5	2.7	0.95	395126	02/11/26	02/12/26	TJW
Benzidine	ND		ug/L	47	18	0.95	395126	02/11/26	02/12/26	TJW
Pyrene	ND		ug/L	9.5	2.5	0.95	395126	02/11/26	02/12/26	TJW
Butylbenzylphthalate	ND		ug/L	9.5	3.4	0.95	395126	02/11/26	02/12/26	TJW
3,3'-Dichlorobenzidine	ND		ug/L	24	4.9	0.95	395126	02/11/26	02/12/26	TJW
Benzo(a)anthracene	ND		ug/L	9.5	2.3	0.95	395126	02/11/26	02/12/26	TJW
Chrysene	ND		ug/L	9.5	2.3	0.95	395126	02/11/26	02/12/26	TJW
bis(2-Ethylhexyl)phthalate	ND		ug/L	9.5	3.1	0.95	395126	02/11/26	02/12/26	TJW
Di-n-octylphthalate	ND		ug/L	9.5	4.5	0.95	395126	02/11/26	02/12/26	TJW
Benzo(b)fluoranthene	ND		ug/L	9.5	2.9	0.95	395126	02/11/26	02/12/26	TJW
Benzo(k)fluoranthene	ND		ug/L	9.5	3.0	0.95	395126	02/11/26	02/12/26	TJW
Benzo(a)pyrene	ND		ug/L	9.5	3.0	0.95	395126	02/11/26	02/12/26	TJW
Indeno(1,2,3-cd)pyrene	ND		ug/L	9.5	4.0	0.95	395126	02/11/26	02/12/26	TJW
Dibenz(a,h)anthracene	ND		ug/L	9.5	3.9	0.95	395126	02/11/26	02/12/26	TJW
Benzo(g,h,i)perylene	ND		ug/L	9.5	3.9	0.95	395126	02/11/26	02/12/26	TJW
Surrogates				Limits						
2-Fluorophenol	42%		%REC	15-120		0.95	395126	02/11/26	02/12/26	TJW
Phenol-d6	32%		%REC	15-120		0.95	395126	02/11/26	02/12/26	TJW
2,4,6-Tribromophenol	104%		%REC	15-140		0.95	395126	02/11/26	02/12/26	TJW
Nitrobenzene-d5	69%		%REC	15-123		0.95	395126	02/11/26	02/12/26	TJW
2-Fluorobiphenyl	58%		%REC	15-120		0.95	395126	02/11/26	02/12/26	TJW
Terphenyl-d14	76%		%REC	15-120		0.95	395126	02/11/26	02/12/26	TJW
Method: SM 4500-CN-E Prep Method: METHOD										
Cyanide	ND		mg/L	0.0050	0.0017	0.5	395115	02/11/26	02/12/26	JAK
Method: SM 4500-S2-D Prep Method: METHOD										
Sulfide	ND		mg/L	0.10		1	395150	02/11/26	02/11/26	TXC
Method: SM 5310B Prep Method: SM 5310B										
Total Organic Carbon	44		mg/L	1.0	0.49	1	395095	02/11/26	02/12/26	BDR
Method: SM 9221B Prep Method: METHOD										
Coliform, Total	1,600	H	MPN/100ml	1.8		1	395226	02/11/26 11:24	02/15/26 11:57	SMT
Method: SM 9221F										
Coliform, E. Coli	110	H	MPN/100ml	1.8		1	395226	02/11/26 11:24	02/14/26 10:59	SMT
Method: SM2130B										
Turbidity	330		NTU	0.20	0.12	1	395118	02/11/26 15:08	02/11/26 15:08	CDR
Method: SM2320B Prep Method: METHOD										
Bicarbonate	88		mg/L	4.0		1.7	395102	02/11/26	02/11/26	WWC
Alkalinity, Total as CaCO3	79		mg/L	3.3		1.7	395102	02/11/26	02/11/26	WWC
Method: SM2510B Prep Method: METHOD										

Analysis Results for 552835

552835-001 Analyte	Result	Qual	Units	RL	MDL	DF	Batch	Prepared	Analyzed	Chemist
Specific Conductance	660		umhos/cm	1.0		1	395100	02/11/26	02/11/26	JAG
Method: SM2540C Prep Method: METHOD										
Total Dissolved Solids	510		mg/L	20		2	395092	02/11/26	02/12/26	JAG
Method: SM2540D Prep Method: METHOD										
Total Suspended Solids	320		mg/L	0.5		1	395120	02/11/26	02/12/26	CKN
Method: SM5210B Prep Method: METHOD										
Biochemical Oxygen Demand	45	BOD3	mg/L	3.0		1	395084	02/11/26 15:44	02/16/26 16:36	AAB
Method: SM5220D Prep Method: SM 5220D										
Chemical Oxygen Demand	170		mg/L	4.0	2.0	1	395195	02/12/26	02/12/26	ARM

Analysis Results for 552835

Sample ID: SOUTH BASIN - EASTERN INLET	Lab ID: 552835-002 Matrix: Water	Collected: 02/10/26 22:37
--	---	----------------------------------

552835-002 Analyte	Result	Qual	Units	RL	MDL	DF	Batch	Prepared	Analyzed	Chemist
Method: EPA 1664A Prep Method: METHOD										
Total Oil and Grease	4.1	J	mg/L	5.0	0.98	1	395087	02/11/26	02/12/26	TTL
Method: EPA 200.7 Prep Method: EPA 3015A										
Calcium	110		mg/L	0.10	0.022	1	395117	02/11/26	02/12/26	SBW
Iron	6.8		mg/L	0.050	0.017	1	395415	02/14/26	02/17/26	TWJ
Magnesium	17		mg/L	0.10	0.010	1	395117	02/11/26	02/12/26	SBW
Potassium	15		mg/L	0.50	0.15	1	395117	02/11/26	02/12/26	SBW
Sodium	84		mg/L	0.50	0.017	1	395117	02/11/26	02/12/26	SBW
Method: EPA 200.8 Prep Method: EPA 3015A										
Antimony	2.1		ug/L	2.0	1.0	1	395119	02/11/26	02/12/26	KAM
Arsenic	8.2		ug/L	2.0	0.27	1	395119	02/11/26	02/12/26	KAM
Barium	200		ug/L	5.0	0.44	1	395119	02/11/26	02/12/26	KAM
Beryllium	0.50	J	ug/L	1.0	0.083	1	395119	02/11/26	02/12/26	KAM
Boron	180		ug/L	100	77	10	395119	02/11/26	02/11/26	KAM
Cadmium	ND		ug/L	1.0	0.26	1	395119	02/11/26	02/12/26	KAM
Chromium	19		ug/L	5.0	0.40	1	395119	02/11/26	02/12/26	KAM
Cobalt	7.9		ug/L	1.0	0.13	1	395119	02/11/26	02/12/26	KAM
Copper	31		ug/L	5.0	1.4	1	395119	02/11/26	02/12/26	KAM
Lead	17		ug/L	5.0	0.23	1	395119	02/11/26	02/12/26	KAM
Manganese	330		ug/L	10	4.5	1	395119	02/11/26	02/12/26	KAM
Nickel	18		ug/L	5.0	0.89	1	395119	02/11/26	02/12/26	KAM
Selenium	2.6	J	ug/L	4.0	1.8	1	395119	02/11/26	02/12/26	KAM
Silver	ND		ug/L	5.0	0.36	1	395119	02/11/26	02/12/26	KAM
Thallium	ND		ug/L	1.0	0.15	1	395119	02/11/26	02/12/26	KAM
Tin	ND		ug/L	5.0	1.5	1	395119	02/11/26	02/12/26	KAM
Vanadium	38		ug/L	5.0	0.36	1	395119	02/11/26	02/12/26	KAM
Zinc	170		ug/L	10	7.4	1	395119	02/11/26	02/12/26	KAM
Method: EPA 245.1 Prep Method: EPA 245.1										
Mercury	ND		ug/L	0.40	0.089	1	395052	02/11/26	02/11/26	MLL
Method: EPA 300.0 Prep Method: METHOD										
Fluoride	0.25		mg/L	0.20	0.083	1	395101	02/11/26 13:41	02/12/26 03:38	KUM
Chloride	69		mg/L	1.0	0.27	1	395101	02/11/26 13:41	02/12/26 03:38	KUM
Nitrogen, Nitrite	0.11		mg/L	0.10	0.01	1	395101	02/11/26 13:41	02/12/26 03:38	KUM
Bromide	0.25	J	mg/L	0.30	0.038	1	395101	02/11/26 13:41	02/12/26 03:38	KUM
Nitrogen, Nitrate	2.3		mg/L	0.10	0.05	1	395101	02/11/26 13:41	02/12/26 03:38	KUM
Sulfate	190		mg/L	5.0	0.98	5	395101	02/11/26 13:41	02/12/26 03:55	KUM

Analysis Results for 552835

552835-002 Analyte	Result	Qual	Units	RL	MDL	DF	Batch	Prepared	Analyzed	Chemist
Method: EPA 350.1 Prep Method: METHOD										
Ammonia-N	0.36		mg/L	0.10	0.068	1	395042	02/11/26	02/11/26	CKN
Method: EPA 420.1 Prep Method: METHOD										
Total Phenolics	0.014		mg/L	0.010	0.0056	1	395122	02/11/26	02/12/26	LVL
Method: EPA 625.1 Prep Method: EPA 3510C										
a-Terpineol	ND		ug/L	9.5	2.0	0.95	395126	02/11/26	02/12/26	TJW
Benzoic acid	23	J,b	ug/L	48	10	0.95	395126	02/11/26	02/12/26	TJW
2-Methylphenol	ND		ug/L	9.5	3.1	0.95	395126	02/11/26	02/12/26	TJW
Pyridine	ND		ug/L	9.5	2.7	0.95	395126	02/11/26	02/12/26	TJW
Phenol	ND		ug/L	9.5	2.0	0.95	395126	02/11/26	02/12/26	TJW
Naphthalene	ND		ug/L	9.5	3.4	0.95	395126	02/11/26	02/12/26	TJW
3-,4-Methylphenol	ND		ug/L	9.5	2.9	0.95	395126	02/11/26	02/12/26	TJW
Cresol	ND		ug/L	9.5		0.95	395126	02/11/26	02/12/26	TJW
Surrogates				Limits						
2-Fluorophenol	32%	*	%REC	36-95		0.95	395126	02/11/26	02/12/26	TJW
Phenol-d6	26%	*	%REC	28-82		0.95	395126	02/11/26	02/12/26	TJW
2,4,6-Tribromophenol	102%		%REC	61-140		0.95	395126	02/11/26	02/12/26	TJW
Nitrobenzene-d5	48%		%REC	48-123		0.95	395126	02/11/26	02/12/26	TJW
2-Fluorobiphenyl	51%		%REC	51-105		0.95	395126	02/11/26	02/12/26	TJW
Terphenyl-d14	69%		%REC	65-117		0.95	395126	02/11/26	02/12/26	TJW
Method: EPA 8081A Prep Method: EPA 3510C										
alpha-BHC	ND		ug/L	0.05	0.01	0.95	395031	02/11/26	03/09/26	HQN
beta-BHC	ND		ug/L	0.05	0.01	0.95	395031	02/11/26	03/09/26	HQN
gamma-BHC	ND		ug/L	0.05	0.008	0.95	395031	02/11/26	03/09/26	HQN
delta-BHC	ND		ug/L	0.05	0.01	0.95	395031	02/11/26	03/09/26	HQN
Heptachlor	ND		ug/L	0.05	0.01	0.95	395031	02/11/26	03/09/26	HQN
Aldrin	ND		ug/L	0.05	0.01	0.95	395031	02/11/26	03/09/26	HQN
Heptachlor epoxide	ND		ug/L	0.05	0.009	0.95	395031	02/11/26	03/09/26	HQN
Endosulfan I	ND		ug/L	0.05	0.01	0.95	395031	02/11/26	03/09/26	HQN
Dieldrin	ND		ug/L	0.1	0.01	0.95	395031	02/11/26	03/09/26	HQN
4,4'-DDE	ND		ug/L	0.1	0.03	0.95	395031	02/11/26	03/09/26	HQN
Endrin	ND		ug/L	0.1	0.01	0.95	395031	02/11/26	03/09/26	HQN
Endosulfan II	ND		ug/L	0.1	0.02	0.95	395031	02/11/26	03/09/26	HQN
Endosulfan sulfate	ND		ug/L	0.1	0.01	0.95	395031	02/11/26	03/09/26	HQN
4,4'-DDD	ND		ug/L	0.1	0.03	0.95	395031	02/11/26	03/09/26	HQN
Endrin aldehyde	ND		ug/L	0.1	0.03	0.95	395031	02/11/26	03/09/26	HQN
Endrin ketone	ND		ug/L	0.1	0.03	0.95	395031	02/11/26	03/09/26	HQN
4,4'-DDT	ND		ug/L	0.1	0.08	0.95	395031	02/11/26	03/09/26	HQN
Methoxychlor	ND		ug/L	0.1	0.04	0.95	395031	02/11/26	03/09/26	HQN
Toxaphene	ND		ug/L	1.9	0.4	0.95	395031	02/11/26	03/09/26	HQN
Chlordane (Technical)	ND		ug/L	1.0	0.2	0.95	395031	02/11/26	03/09/26	HQN
Surrogates				Limits						
TCMX	81%		%REC	29-120		0.95	395031	02/11/26	03/09/26	HQN
Decachlorobiphenyl	77%		%REC	33-132		0.95	395031	02/11/26	03/09/26	HQN
Method: EPA 8082 Prep Method: EPA 3510C										
Aroclor-1016	ND		ug/L	0.48	0.29	0.95	395031	02/11/26	03/09/26	HQN

Analysis Results for 552835

552835-002 Analyte	Result	Qual	Units	RL	MDL	DF	Batch	Prepared	Analyzed	Chemist
Aroclor-1221	ND		ug/L	0.48	0.44	0.95	395031	02/11/26	03/09/26	HQN
Aroclor-1232	ND		ug/L	0.48	0.26	0.95	395031	02/11/26	03/09/26	HQN
Aroclor-1242	ND		ug/L	0.48	0.27	0.95	395031	02/11/26	03/09/26	HQN
Aroclor-1248	ND		ug/L	0.48	0.22	0.95	395031	02/11/26	03/09/26	HQN
Aroclor-1254	ND		ug/L	0.48	0.25	0.95	395031	02/11/26	03/09/26	HQN
Aroclor-1260	ND		ug/L	0.48	0.31	0.95	395031	02/11/26	03/09/26	HQN
Aroclor-1262	ND		ug/L	0.48	0.28	0.95	395031	02/11/26	03/09/26	HQN
Aroclor-1268	ND		ug/L	0.48	0.25	0.95	395031	02/11/26	03/09/26	HQN
Surrogates				Limits						
Decachlorobiphenyl (PCB)	69%		%REC	28-138		0.95	395031	02/11/26	03/09/26	HQN
Method: EPA 8260B										
Prep Method: EPA 5030B										
Carbon Disulfide	ND		ug/L	5.0	0.1	1	395035	02/11/26	02/11/26	ZST
Chloroprene	ND		ug/L	200	2.7	1	395035	02/11/26	02/11/26	ZST
3-Chloropropene	ND		ug/L	5.0	0.2	1	395035	02/11/26	02/11/26	ZST
Ethyl methacrylate	ND		ug/L	50	3.9	1	395035	02/11/26	02/11/26	ZST
Ethanol	ND		ug/L	500	160	1	395035	02/11/26	02/11/26	ZST
2-Hexanone	ND		ug/L	5.0	1.3	1	395035	02/11/26	02/11/26	ZST
Isopropanol (IPA)	ND		ug/L	200	96	1	395035	02/11/26	02/11/26	ZST
Methyl acrylonitrile	ND		ug/L	35	4.2	1	395035	02/11/26	02/11/26	ZST
Vinyl Acetate	ND		ug/L	50	3.2	1	395035	02/11/26	02/11/26	ZST
Acrolein	ND		ug/L	200	2.6	1	395035	02/11/26	02/11/26	ZST
Acrylonitrile	ND		ug/L	10	0.7	1	395035	02/11/26	02/11/26	ZST
Freon 12	ND		ug/L	5.0	0.2	1	395035	02/11/26	02/11/26	ZST
Chloromethane	ND		ug/L	5.0	0.09	1	395035	02/11/26	02/11/26	ZST
Vinyl Chloride	ND		ug/L	5.0	0.1	1	395035	02/11/26	02/11/26	ZST
Bromomethane	ND		ug/L	5.0	0.1	1	395035	02/11/26	02/11/26	ZST
Chloroethane	ND		ug/L	5.0	0.1	1	395035	02/11/26	02/11/26	ZST
Trichlorofluoromethane	ND		ug/L	5.0	0.1	1	395035	02/11/26	02/11/26	ZST
Iodomethane	ND		ug/L	5.0		1	395035	02/11/26	02/11/26	ZST
Acetone	ND		ug/L	100	14	1	395035	02/11/26	02/11/26	ZST
Freon 113	ND		ug/L	5.0	0.1	1	395035	02/11/26	02/11/26	ZST
1,1-Dichloroethene	ND		ug/L	5.0	0.1	1	395035	02/11/26	02/11/26	ZST
Methylene Chloride	ND		ug/L	10	0.2	1	395035	02/11/26	02/11/26	ZST
MTBE	ND		ug/L	5.0	0.1	1	395035	02/11/26	02/11/26	ZST
trans-1,2-Dichloroethene	ND		ug/L	5.0	0.1	1	395035	02/11/26	02/11/26	ZST
1,1-Dichloroethane	ND		ug/L	5.0	0.09	1	395035	02/11/26	02/11/26	ZST
2-Butanone	ND		ug/L	10	1.3	1	395035	02/11/26	02/11/26	ZST
cis-1,2-Dichloroethene	ND		ug/L	5.0	0.1	1	395035	02/11/26	02/11/26	ZST
2,2-Dichloropropane	ND		ug/L	5.0	0.2	1	395035	02/11/26	02/11/26	ZST
Chloroform	ND		ug/L	5.0	0.08	1	395035	02/11/26	02/11/26	ZST
Bromochloromethane	ND		ug/L	5.0	0.1	1	395035	02/11/26	02/11/26	ZST
1,1,1-Trichloroethane	ND		ug/L	5.0	0.1	1	395035	02/11/26	02/11/26	ZST
1,1-Dichloropropene	ND		ug/L	5.0	0.1	1	395035	02/11/26	02/11/26	ZST
Carbon Tetrachloride	ND		ug/L	5.0	0.1	1	395035	02/11/26	02/11/26	ZST
1,2-Dichloroethane	ND		ug/L	5.0	0.2	1	395035	02/11/26	02/11/26	ZST
Benzene	ND		ug/L	1.0	0.1	1	395035	02/11/26	02/11/26	ZST
Trichloroethene	ND		ug/L	5.0	0.1	1	395035	02/11/26	02/11/26	ZST
1,2-Dichloropropane	ND		ug/L	5.0	0.09	1	395035	02/11/26	02/11/26	ZST
Bromodichloromethane	ND		ug/L	5.0	0.07	1	395035	02/11/26	02/11/26	ZST
Dibromomethane	ND		ug/L	5.0	0.1	1	395035	02/11/26	02/11/26	ZST
4-Methyl-2-Pentanone	ND		ug/L	5.0	1.0	1	395035	02/11/26	02/11/26	ZST

Analysis Results for 552835

552835-002 Analyte	Result	Qual	Units	RL	MDL	DF	Batch	Prepared	Analyzed	Chemist
cis-1,3-Dichloropropene	ND		ug/L	5.0	0.1	1	395035	02/11/26	02/11/26	ZST
Toluene	ND		ug/L	5.0	0.1	1	395035	02/11/26	02/11/26	ZST
trans-1,3-Dichloropropene	ND		ug/L	5.0	0.09	1	395035	02/11/26	02/11/26	ZST
1,1,2-Trichloroethane	ND		ug/L	5.0	0.1	1	395035	02/11/26	02/11/26	ZST
1,3-Dichloropropane	ND		ug/L	5.0	0.07	1	395035	02/11/26	02/11/26	ZST
Tetrachloroethene	ND		ug/L	5.0	0.2	1	395035	02/11/26	02/11/26	ZST
Dibromochloromethane	ND		ug/L	5.0	0.1	1	395035	02/11/26	02/11/26	ZST
1,2-Dibromoethane	ND		ug/L	5.0	0.1	1	395035	02/11/26	02/11/26	ZST
Chlorobenzene	ND		ug/L	5.0	0.1	1	395035	02/11/26	02/11/26	ZST
1,1,1,2-Tetrachloroethane	ND		ug/L	5.0	0.07	1	395035	02/11/26	02/11/26	ZST
Ethylbenzene	ND		ug/L	5.0	0.1	1	395035	02/11/26	02/11/26	ZST
m,p-Xylenes	ND		ug/L	5.0	0.2	1	395035	02/11/26	02/11/26	ZST
o-Xylene	ND		ug/L	5.0	0.1	1	395035	02/11/26	02/11/26	ZST
Styrene	ND		ug/L	5.0	0.1	1	395035	02/11/26	02/11/26	ZST
Bromoform	ND		ug/L	5.0	0.06	1	395035	02/11/26	02/11/26	ZST
Isopropylbenzene	ND		ug/L	5.0	0.1	1	395035	02/11/26	02/11/26	ZST
1,1,2,2-Tetrachloroethane	ND		ug/L	5.0	0.1	1	395035	02/11/26	02/11/26	ZST
1,2,3-Trichloropropane	ND		ug/L	5.0	0.3	1	395035	02/11/26	02/11/26	ZST
Propylbenzene	ND		ug/L	5.0	0.1	1	395035	02/11/26	02/11/26	ZST
Bromobenzene	ND		ug/L	5.0	0.1	1	395035	02/11/26	02/11/26	ZST
1,3,5-Trimethylbenzene	ND		ug/L	5.0	0.1	1	395035	02/11/26	02/11/26	ZST
2-Chlorotoluene	ND		ug/L	5.0	0.1	1	395035	02/11/26	02/11/26	ZST
4-Chlorotoluene	ND		ug/L	5.0	0.2	1	395035	02/11/26	02/11/26	ZST
tert-Butylbenzene	ND		ug/L	5.0	0.1	1	395035	02/11/26	02/11/26	ZST
1,2,4-Trimethylbenzene	ND		ug/L	5.0	0.1	1	395035	02/11/26	02/11/26	ZST
sec-Butylbenzene	ND		ug/L	5.0	0.2	1	395035	02/11/26	02/11/26	ZST
para-Isopropyl Toluene	ND		ug/L	5.0	0.2	1	395035	02/11/26	02/11/26	ZST
1,3-Dichlorobenzene	ND		ug/L	5.0	0.1	1	395035	02/11/26	02/11/26	ZST
1,4-Dichlorobenzene	ND		ug/L	5.0	0.2	1	395035	02/11/26	02/11/26	ZST
n-Butylbenzene	ND		ug/L	5.0	0.1	1	395035	02/11/26	02/11/26	ZST
1,2-Dichlorobenzene	ND		ug/L	5.0	0.1	1	395035	02/11/26	02/11/26	ZST
1,2-Dibromo-3-Chloropropane	ND		ug/L	5.0	0.6	1	395035	02/11/26	02/11/26	ZST
1,2,4-Trichlorobenzene	ND		ug/L	5.0	0.3	1	395035	02/11/26	02/11/26	ZST
Hexachlorobutadiene	ND		ug/L	5.0	0.3	1	395035	02/11/26	02/11/26	ZST
1,2,3-Trichlorobenzene	ND		ug/L	5.0	0.3	1	395035	02/11/26	02/11/26	ZST
cis-1,4-Dichloro-2-butene	ND		ug/L	5.0	0.3	1	395035	02/11/26	02/11/26	ZST
trans-1,4-Dichloro-2-butene	ND		ug/L	5.0	0.3	1	395035	02/11/26	02/11/26	ZST
Xylene (total)	ND		ug/L	5.0		1	395035	02/11/26	02/11/26	ZST
Surrogates				Limits						
Dibromofluoromethane	98%		%REC	70-130		1	395035	02/11/26	02/11/26	ZST
1,2-Dichloroethane-d4	104%		%REC	70-130		1	395035	02/11/26	02/11/26	ZST
Toluene-d8	95%		%REC	70-130		1	395035	02/11/26	02/11/26	ZST
Bromofluorobenzene	71%		%REC	70-130		1	395035	02/11/26	02/11/26	ZST
Method: EPA 8270C-SIM Prep Method: EPA 3535										
1,4-Dioxane	ND		ug/L	1.0	0.84	1	395110	02/11/26	02/11/26	ZFA
Surrogates				Limits						
1,4-Dioxane-d8 (SUR)	103%		%REC	80-120		1	395110	02/11/26	02/11/26	ZFA
Method: EPA 8270E Prep Method: EPA 3510C										

Analysis Results for 552835

552835-002 Analyte	Result	Qual	Units	RL	MDL	DF	Batch	Prepared	Analyzed	Chemist
Carbazole	ND		ug/L	9.5	2.6	0.95	395126	02/11/26	02/12/26	TJW
N-Nitrosodimethylamine	ND		ug/L	9.5	2.7	0.95	395126	02/11/26	02/12/26	TJW
Aniline	ND		ug/L	9.5	2.7	0.95	395126	02/11/26	02/12/26	TJW
bis(2-Chloroethyl)ether	ND		ug/L	24	3.5	0.95	395126	02/11/26	02/12/26	TJW
2-Chlorophenol	ND		ug/L	9.5	3.5	0.95	395126	02/11/26	02/12/26	TJW
1,3-Dichlorobenzene	ND		ug/L	9.5	3.1	0.95	395126	02/11/26	02/12/26	TJW
1,4-Dichlorobenzene	ND		ug/L	9.5	3.2	0.95	395126	02/11/26	02/12/26	TJW
Benzyl alcohol	ND		ug/L	24	5.5	0.95	395126	02/11/26	02/12/26	TJW
1,2-Dichlorobenzene	ND		ug/L	9.5	3.2	0.95	395126	02/11/26	02/12/26	TJW
bis(2-Chloroisopropyl) ether	ND		ug/L	9.5	3.7	0.95	395126	02/11/26	02/12/26	TJW
N-Nitroso-di-n-propylamine	ND		ug/L	9.5	3.7	0.95	395126	02/11/26	02/12/26	TJW
Hexachloroethane	ND		ug/L	9.5	2.9	0.95	395126	02/11/26	02/12/26	TJW
Nitrobenzene	ND		ug/L	24	8.0	0.95	395126	02/11/26	02/12/26	TJW
Isophorone	ND		ug/L	9.5	3.5	0.95	395126	02/11/26	02/12/26	TJW
2-Nitrophenol	ND		ug/L	9.5	5.2	0.95	395126	02/11/26	02/12/26	TJW
2,4-Dimethylphenol	ND		ug/L	9.5	3.1	0.95	395126	02/11/26	02/12/26	TJW
bis(2-Chloroethoxy)methane	ND		ug/L	9.5	3.5	0.95	395126	02/11/26	02/12/26	TJW
2,4-Dichlorophenol	ND		ug/L	9.5	3.5	0.95	395126	02/11/26	02/12/26	TJW
1,2,4-Trichlorobenzene	ND		ug/L	9.5	3.3	0.95	395126	02/11/26	02/12/26	TJW
4-Chloroaniline	ND		ug/L	9.5	2.9	0.95	395126	02/11/26	02/12/26	TJW
Hexachlorobutadiene	ND		ug/L	9.5	2.1	0.95	395126	02/11/26	02/12/26	TJW
4-Chloro-3-methylphenol	ND		ug/L	9.5	3.4	0.95	395126	02/11/26	02/12/26	TJW
2-Methylnaphthalene	ND		ug/L	9.5	3.2	0.95	395126	02/11/26	02/12/26	TJW
Hexachlorocyclopentadiene	ND		ug/L	24	7.4	0.95	395126	02/11/26	02/12/26	TJW
2,4,6-Trichlorophenol	ND		ug/L	9.5	3.9	0.95	395126	02/11/26	02/12/26	TJW
2,4,5-Trichlorophenol	ND		ug/L	9.5	3.5	0.95	395126	02/11/26	02/12/26	TJW
2-Chloronaphthalene	ND		ug/L	9.5	3.3	0.95	395126	02/11/26	02/12/26	TJW
2-Nitroaniline	ND		ug/L	48	4.1	0.95	395126	02/11/26	02/12/26	TJW
Dimethylphthalate	ND		ug/L	9.5	3.3	0.95	395126	02/11/26	02/12/26	TJW
Acenaphthylene	ND		ug/L	9.5	3.7	0.95	395126	02/11/26	02/12/26	TJW
2,6-Dinitrotoluene	ND		ug/L	9.5	4.2	0.95	395126	02/11/26	02/12/26	TJW
3-Nitroaniline	ND		ug/L	9.5	3.8	0.95	395126	02/11/26	02/12/26	TJW
Acenaphthene	ND		ug/L	9.5	3.1	0.95	395126	02/11/26	02/12/26	TJW
2,4-Dinitrophenol	ND		ug/L	48	14	0.95	395126	02/11/26	02/12/26	TJW
4-Nitrophenol	ND		ug/L	48	8.1	0.95	395126	02/11/26	02/12/26	TJW
Dibenzofuran	ND		ug/L	9.5	3.1	0.95	395126	02/11/26	02/12/26	TJW
2,4-Dinitrotoluene	ND		ug/L	9.5	4.1	0.95	395126	02/11/26	02/12/26	TJW
Diethylphthalate	ND		ug/L	9.5	2.8	0.95	395126	02/11/26	02/12/26	TJW
Fluorene	ND		ug/L	9.5	3.0	0.95	395126	02/11/26	02/12/26	TJW
4-Chlorophenyl-phenylether	ND		ug/L	9.5	2.9	0.95	395126	02/11/26	02/12/26	TJW
4-Nitroaniline	ND		ug/L	9.5	3.2	0.95	395126	02/11/26	02/12/26	TJW
4,6-Dinitro-2-methylphenol	ND		ug/L	48	16	0.95	395126	02/11/26	02/12/26	TJW
N-Nitrosodiphenylamine	ND		ug/L	9.5	3.8	0.95	395126	02/11/26	02/12/26	TJW
1,2-diphenylhydrazine (as azobenzene)	ND		ug/L	9.5	2.8	0.95	395126	02/11/26	02/12/26	TJW
4-Bromophenyl-phenylether	ND		ug/L	9.5	3.1	0.95	395126	02/11/26	02/12/26	TJW
Hexachlorobenzene	ND		ug/L	9.5	2.9	0.95	395126	02/11/26	02/12/26	TJW
Pentachlorophenol	ND		ug/L	24	5.4	0.95	395126	02/11/26	02/12/26	TJW
Phenanthrene	ND		ug/L	9.5	2.8	0.95	395126	02/11/26	02/12/26	TJW
Anthracene	ND		ug/L	9.5	2.7	0.95	395126	02/11/26	02/12/26	TJW
Di-n-butylphthalate	ND		ug/L	9.5	2.9	0.95	395126	02/11/26	02/12/26	TJW
Fluoranthene	ND		ug/L	9.5	2.7	0.95	395126	02/11/26	02/12/26	TJW

Analysis Results for 552835

552835-002 Analyte	Result	Qual	Units	RL	MDL	DF	Batch	Prepared	Analyzed	Chemist
Benzidine	ND		ug/L	48	18	0.95	395126	02/11/26	02/12/26	TJW
Pyrene	ND		ug/L	9.5	2.6	0.95	395126	02/11/26	02/12/26	TJW
Butylbenzylphthalate	ND		ug/L	9.5	3.5	0.95	395126	02/11/26	02/12/26	TJW
3,3'-Dichlorobenzidine	ND		ug/L	24	4.9	0.95	395126	02/11/26	02/12/26	TJW
Benzo(a)anthracene	ND		ug/L	9.5	2.3	0.95	395126	02/11/26	02/12/26	TJW
Chrysene	ND		ug/L	9.5	2.4	0.95	395126	02/11/26	02/12/26	TJW
bis(2-Ethylhexyl)phthalate	ND		ug/L	9.5	3.2	0.95	395126	02/11/26	02/12/26	TJW
Di-n-octylphthalate	ND		ug/L	9.5	4.5	0.95	395126	02/11/26	02/12/26	TJW
Benzo(b)fluoranthene	ND		ug/L	9.5	2.9	0.95	395126	02/11/26	02/12/26	TJW
Benzo(k)fluoranthene	ND		ug/L	9.5	3.0	0.95	395126	02/11/26	02/12/26	TJW
Benzo(a)pyrene	ND		ug/L	9.5	3.0	0.95	395126	02/11/26	02/12/26	TJW
Indeno(1,2,3-cd)pyrene	ND		ug/L	9.5	4.0	0.95	395126	02/11/26	02/12/26	TJW
Dibenz(a,h)anthracene	ND		ug/L	9.5	4.0	0.95	395126	02/11/26	02/12/26	TJW
Benzo(g,h,i)perylene	ND		ug/L	9.5	3.9	0.95	395126	02/11/26	02/12/26	TJW
Surrogates				Limits						
2-Fluorophenol	32%		%REC	15-120		0.95	395126	02/11/26	02/12/26	TJW
Phenol-d6	26%		%REC	15-120		0.95	395126	02/11/26	02/12/26	TJW
2,4,6-Tribromophenol	102%		%REC	15-140		0.95	395126	02/11/26	02/12/26	TJW
Nitrobenzene-d5	48%		%REC	15-123		0.95	395126	02/11/26	02/12/26	TJW
2-Fluorobiphenyl	51%		%REC	15-120		0.95	395126	02/11/26	02/12/26	TJW
Terphenyl-d14	69%		%REC	15-120		0.95	395126	02/11/26	02/12/26	TJW
Method: SM 4500-CN-E Prep Method: METHOD										
Cyanide	ND		mg/L	0.0050	0.0017	0.5	395115	02/11/26	02/12/26	JAK
Method: SM 4500-S2-D Prep Method: METHOD										
Sulfide	ND		mg/L	0.10		1	395150	02/11/26	02/11/26	TXC
Method: SM 5310B Prep Method: SM 5310B										
Total Organic Carbon	32		mg/L	1.0	0.49	1	395095	02/11/26	02/12/26	BDR
Method: SM 9221B Prep Method: METHOD										
Coliform, Total	1,600	H	MPN/100ml	1.8		1	395226	02/11/26 11:24	02/15/26 11:57	SMT
Method: SM 9221F										
Coliform, E. Coli	920	H	MPN/100ml	1.8		1	395226	02/11/26 11:24	02/14/26 10:59	SMT
Method: SM2130B										
Turbidity	950		NTU	0.20	0.12	1	395118	02/11/26 15:08	02/11/26 15:08	CDR
Method: SM2320B Prep Method: METHOD										
Bicarbonate	110		mg/L	4.0		1.7	395102	02/11/26	02/11/26	WWC
Alkalinity, Total as CaCO3	110		mg/L	3.3		1.7	395102	02/11/26	02/11/26	WWC
Method: SM2510B Prep Method: METHOD										
Specific Conductance	820		umhos/cm	1.0		1	395100	02/11/26	02/11/26	JAG
Method: SM2540C Prep Method: METHOD										
Total Dissolved Solids	580		mg/L	20		2	395092	02/11/26	02/12/26	JAG

Analysis Results for 552835

552835-002 Analyte	Result	Qual	Units	RL	MDL	DF	Batch	Prepared	Analyzed	Chemist
Method: SM2540D Prep Method: METHOD										
Total Suspended Solids	680		mg/L	0.5			1 395120	02/11/26	02/12/26	CKN
Method: SM5210B Prep Method: METHOD										
Biochemical Oxygen Demand	22		mg/L	3.0			1 395084	02/11/26 15:44	02/16/26 16:36	AAB
Method: SM5220D Prep Method: SM 5220D										
Chemical Oxygen Demand	200		mg/L	4.0	2.0		1 395195	02/12/26	02/12/26	ARM

- * Value is outside QC limits
- BOD3 Estimated result due to over-depletion
- E Response exceeds instrument's linear range
- H Holding time was exceeded
- J Estimated value
- ND Not Detected
- b See narrative

Batch QC

Type: Blank	Lab ID: QC1339603	Batch: 395087
Matrix: Water	Method: EPA 1664A	Prep Method: METHOD

QC1339603 Analyte	Result	Qual	Units	RL	MDL	Prepared	Analyzed
Total Oil and Grease	ND		mg/L	5.0	0.97	02/11/26	02/12/26

Type: Lab Control Sample	Lab ID: QC1339604	Batch: 395087
Matrix: Water	Method: EPA 1664A	Prep Method: METHOD

QC1339604 Analyte	Result	Spiked	Units	Recovery	Qual	Limits
Total Oil and Grease	35.40	40.00	mg/L	89%		78-114

Type: Lab Control Sample Duplicate	Lab ID: QC1339605	Batch: 395087
Matrix: Water	Method: EPA 1664A	Prep Method: METHOD

QC1339605 Analyte	Result	Spiked	Units	Recovery	Qual	Limits	RPD	RPD Lim
Total Oil and Grease	36.90	40.00	mg/L	92%		78-114	4	18

Type: Blank	Lab ID: QC1339709	Batch: 395117
Matrix: Water	Method: EPA 200.7	Prep Method: EPA 3015A

QC1339709 Analyte	Result	Qual	Units	RL	MDL	Prepared	Analyzed
Calcium	ND		mg/L	0.10	0.0095	02/11/26	02/12/26
Magnesium	ND		mg/L	0.10	0.017	02/11/26	02/12/26
Potassium	ND		mg/L	0.50	0.20	02/11/26	02/12/26
Sodium	ND		mg/L	0.50	0.017	02/11/26	02/12/26

Type: Lab Control Sample	Lab ID: QC1339710	Batch: 395117
Matrix: Water	Method: EPA 200.7	Prep Method: EPA 3015A

QC1339710 Analyte	Result	Spiked	Units	Recovery	Qual	Limits
Calcium	21.00	20.40	mg/L	103%		85-115
Magnesium	20.65	20.40	mg/L	101%		85-115
Potassium	25.57	24.00	mg/L	107%		85-115
Sodium	21.03	20.40	mg/L	103%		85-115

Type: Matrix Spike	Lab ID: QC1339713	Batch: 395117
Matrix (Source ID): Water (552771-002)	Method: EPA 200.7	Prep Method: EPA 3015A

QC1339713 Analyte	Result	Source Sample Result	Spiked	Units	Recovery	Qual	Limits	DF
Calcium	61.59	41.76	20.40	mg/L	97%		75-125	1
Magnesium	36.83	16.80	20.40	mg/L	98%		75-125	1
Potassium	35.43	9.746	24.00	mg/L	107%		75-125	1
Sodium	413.1	397.9	20.40	mg/L	75%	E,NM	75-125	1

Batch QC

Type: Matrix Spike Duplicate	Lab ID: QC1339714	Batch: 395117
Matrix (Source ID): Water (552771-002)	Method: EPA 200.7	Prep Method: EPA 3015A

QC1339714 Analyte	Result	Source Sample Result	Spiked	Units	Recovery	Qual	Limits	RPD	RPD Lim	DF
Calcium	61.70	41.76	20.40	mg/L	98%		75-125	0	20	1
Magnesium	36.90	16.80	20.40	mg/L	99%		75-125	0	20	1
Potassium	35.54	9.746	24.00	mg/L	107%		75-125	0	20	1
Sodium	412.6	397.9	20.40	mg/L	72%	E,NM	75-125		20	1

Type: Matrix Spike	Lab ID: QC1339715	Batch: 395117
Matrix (Source ID): Water (552804-001)	Method: EPA 200.7	Prep Method: EPA 3015A

QC1339715 Analyte	Result	Source Sample Result	Spiked	Units	Recovery	Qual	Limits	RPD	DF
Calcium	123.7	103.7	20.40	mg/L	98%	NM	75-125		1
Magnesium	40.45	19.60	20.40	mg/L	102%		75-125		1
Potassium	31.75	5.281	24.00	mg/L	110%		75-125		1
Sodium	139.1	119.5	20.40	mg/L	96%	NM	75-125		1

Type: Matrix Spike Duplicate	Lab ID: QC1339716	Batch: 395117
Matrix (Source ID): Water (552804-001)	Method: EPA 200.7	Prep Method: EPA 3015A

QC1339716 Analyte	Result	Source Sample Result	Spiked	Units	Recovery	Qual	Limits	RPD	RPD Lim	DF
Calcium	123.0	103.7	20.40	mg/L	94%	NM	75-125	1	20	1
Magnesium	39.09	19.60	20.40	mg/L	96%		75-125	3	20	1
Potassium	29.83	5.281	24.00	mg/L	102%		75-125	6	20	1
Sodium	138.5	119.5	20.40	mg/L	93%	NM	75-125	0	20	1

Type: Serial Dilution	Lab ID: QC1339839	Batch: 395117
Matrix (Source ID): Water (552771-002)	Method: EPA 200.7	Prep Method: EPA 3015A

QC1339839 Analyte	Result	Source Sample Result	Units	Qual	RPD	RPD Lim	DF
Calcium	41.01	41.76	mg/L				5
Magnesium	16.70	16.80	mg/L				5
Potassium	9.094	9.746	mg/L				5
Sodium	406.8	397.9	mg/L				5

Type: Blank	Lab ID: QC1340783	Batch: 395415
Matrix: Water	Method: EPA 200.7	Prep Method: EPA 3015A

QC1340783 Analyte	Result	Qual	Units	RL	MDL	Prepared	Analyzed
Iron	ND		mg/L	0.050	0.017	02/14/26	02/17/26

Batch QC

Type: Lab Control Sample	Lab ID: QC1340784	Batch: 395415
Matrix: Water	Method: EPA 200.7	Prep Method: EPA 3015A

QC1340784 Analyte	Result	Spiked	Units	Recovery	Qual	Limits
Iron	0.3830	0.4000	mg/L	96%		85-115

Type: Matrix Spike	Lab ID: QC1340786	Batch: 395415
Matrix (Source ID): Water (553136-002)	Method: EPA 200.7	Prep Method: EPA 3015A

QC1340786 Analyte	Result	Source Sample Result	Spiked	Units	Recovery	Qual	Limits	DF
Iron	2.684	2.288	0.4000	mg/L	99%	NM	75-125	1

Type: Matrix Spike Duplicate	Lab ID: QC1340787	Batch: 395415
Matrix (Source ID): Water (553136-002)	Method: EPA 200.7	Prep Method: EPA 3015A

QC1340787 Analyte	Result	Source Sample Result	Spiked	Units	Recovery	Qual	Limits	RPD	RPD Lim	DF
Iron	2.689	2.288	0.4000	mg/L	100%	NM	75-125	0	20	1

Type: Serial Dilution	Lab ID: QC1340788	Batch: 395415
Matrix (Source ID): Water (553136-002)	Method: EPA 200.7	Prep Method: EPA 3015A

QC1340788 Analyte	Result	Source Sample Result	Units	Qual	RPD	RPD Lim	DF
Iron	2.284	2.288	mg/L				5

Batch QC

Type: Blank	Lab ID: QC1339711	Batch: 395119
Matrix: Water	Method: EPA 200.8	Prep Method: EPA 3015A

QC1339711 Analyte	Result	Qual	Units	RL	MDL	Prepared	Analyzed
Antimony	ND		ug/L	2.0	1.0	02/11/26	02/11/26
Arsenic	ND		ug/L	2.0	0.27	02/11/26	02/11/26
Barium	ND		ug/L	5.0	0.44	02/11/26	02/11/26
Beryllium	ND		ug/L	1.0	0.083	02/11/26	02/11/26
Boron	ND		ug/L	10	7.7	02/11/26	02/11/26
Cadmium	ND		ug/L	1.0	0.26	02/11/26	02/11/26
Chromium	ND		ug/L	5.0	0.40	02/11/26	02/11/26
Cobalt	ND		ug/L	1.0	0.13	02/11/26	02/11/26
Copper	ND		ug/L	3.0	1.4	02/11/26	02/11/26
Lead	ND		ug/L	5.0	0.23	02/11/26	02/11/26
Manganese	ND		ug/L	10	4.5	02/11/26	02/11/26
Nickel	ND		ug/L	5.0	0.89	02/11/26	02/11/26
Selenium	ND		ug/L	2.0	1.8	02/11/26	02/11/26
Silver	ND		ug/L	5.0	0.36	02/11/26	02/11/26
Thallium	ND		ug/L	1.0	0.25	02/11/26	02/11/26
Tin	ND		ug/L	5.0	1.5	02/11/26	02/11/26
Vanadium	ND		ug/L	5.0	0.36	02/11/26	02/11/26
Zinc	ND		ug/L	10	7.4	02/11/26	02/11/26

Type: Lab Control Sample	Lab ID: QC1339712	Batch: 395119
Matrix: Water	Method: EPA 200.8	Prep Method: EPA 3015A

QC1339712 Analyte	Result	Spiked	Units	Recovery	Qual	Limits
Antimony	101.6	100.0	ug/L	102%		85-115
Arsenic	93.38	100.0	ug/L	93%		85-115
Barium	93.91	100.0	ug/L	94%		85-115
Beryllium	92.58	100.0	ug/L	93%		85-115
Boron	89.48	100.0	ug/L	89%		85-115
Cadmium	95.36	100.0	ug/L	95%		85-115
Chromium	96.68	100.0	ug/L	97%		85-115
Cobalt	99.27	100.0	ug/L	99%		85-115
Copper	98.22	100.0	ug/L	98%		85-115
Lead	89.92	100.0	ug/L	90%		85-115
Manganese	97.23	100.0	ug/L	97%		85-115
Nickel	98.92	100.0	ug/L	99%		85-115
Selenium	88.81	100.0	ug/L	89%		85-115
Silver	46.46	50.00	ug/L	93%		85-115
Thallium	104.3	100.0	ug/L	104%		85-115
Tin	98.35	100.0	ug/L	98%		85-115
Vanadium	97.15	100.0	ug/L	97%		85-115
Zinc	94.58	100.0	ug/L	95%		85-115

Batch QC

Type: Matrix Spike	Lab ID: QC1339717	Batch: 395119
Matrix (Source ID): Water (552666-001)	Method: EPA 200.8	Prep Method: EPA 3015A

QC1339717 Analyte	Result	Source Sample Result	Spiked	Units	Recovery	Qual	Limits	DF
Antimony	108.7	ND	100.0	ug/L	109%		70-130	10
Arsenic	96.54	0.4520	100.0	ug/L	96%		70-130	10
Barium	382.8	287.2	100.0	ug/L	96%		70-130	10
Beryllium	99.09	ND	100.0	ug/L	99%		70-130	10
Boron	175.1	95.60	100.0	ug/L	79%		70-130	10
Cadmium	95.03	ND	100.0	ug/L	95%		70-130	10
Chromium	102.8	7.850	100.0	ug/L	95%		70-130	10
Cobalt	97.14	0.1120	100.0	ug/L	97%		70-130	10
Copper	96.77	2.988	100.0	ug/L	94%		70-130	10
Lead	98.78	ND	100.0	ug/L	99%		70-130	10
Manganese	142.3	49.83	100.0	ug/L	92%		70-130	10
Nickel	97.72	2.284	100.0	ug/L	95%		70-130	10
Selenium	97.05	ND	100.0	ug/L	97%		70-130	10
Silver	46.34	ND	50.00	ug/L	93%		70-130	10
Thallium	99.88	ND	100.0	ug/L	100%		70-130	10
Tin	93.81	ND	100.0	ug/L	94%		70-130	10
Vanadium	104.9	9.400	100.0	ug/L	96%		70-130	10
Zinc	101.6	16.51	100.0	ug/L	85%		70-130	10

Type: Matrix Spike Duplicate	Lab ID: QC1339718	Batch: 395119
Matrix (Source ID): Water (552666-001)	Method: EPA 200.8	Prep Method: EPA 3015A

QC1339718 Analyte	Result	Source Sample Result	Spiked	Units	Recovery	Qual	Limits	RPD	RPD Lim	DF
Antimony	110.6	ND	100.0	ug/L	111%		70-130	2	20	10
Arsenic	101.8	0.4520	100.0	ug/L	101%		70-130	5	20	10
Barium	374.0	287.2	100.0	ug/L	87%		70-130	2	20	10
Beryllium	98.32	ND	100.0	ug/L	98%		70-130	1	20	10
Boron	183.0	95.60	100.0	ug/L	87%		70-130	4	20	10
Cadmium	97.85	ND	100.0	ug/L	98%		70-130	3	20	10
Chromium	103.1	7.850	100.0	ug/L	95%		70-130	0	20	10
Cobalt	100.4	0.1120	100.0	ug/L	100%		70-130	3	20	10
Copper	99.26	2.988	100.0	ug/L	96%		70-130	3	20	10
Lead	100.8	ND	100.0	ug/L	101%		70-130	2	20	10
Manganese	145.2	49.83	100.0	ug/L	95%		70-130	2	20	10
Nickel	103.1	2.284	100.0	ug/L	101%		70-130	5	20	10
Selenium	95.15	ND	100.0	ug/L	95%		70-130	2	20	10
Silver	49.89	ND	50.00	ug/L	100%		70-130	7	20	10
Thallium	99.74	ND	100.0	ug/L	100%		70-130	0	20	10
Tin	102.0	ND	100.0	ug/L	102%		70-130	8	20	10
Vanadium	109.1	9.400	100.0	ug/L	100%		70-130	4	20	10
Zinc	105.0	16.51	100.0	ug/L	89%		70-130	3	20	10

Batch QC

Type: Matrix Spike	Lab ID: QC1339720	Batch: 395119
Matrix (Source ID): Water (552861-002)	Method: EPA 200.8	Prep Method: EPA 3015A

QC1339720 Analyte	Result	Source Sample Result	Spiked	Units	Recovery	Qual	Limits	DF
Antimony	109.5	ND	100.0	ug/L	110%		70-130	10
Arsenic	103.2	2.800	100.0	ug/L	100%		70-130	10
Barium	177.7	86.42	100.0	ug/L	91%		70-130	10
Beryllium	97.99	ND	100.0	ug/L	98%		70-130	10
Boron	120.7	ND	100.0	ug/L	121%		70-130	10
Cadmium	99.14	ND	100.0	ug/L	99%		70-130	10
Chromium	97.43	ND	100.0	ug/L	97%		70-130	10
Cobalt	96.85	ND	100.0	ug/L	97%		70-130	10
Copper	109.2	7.073	100.0	ug/L	102%		70-130	10
Lead	98.66	ND	100.0	ug/L	99%		70-130	10
Manganese	96.20	ND	100.0	ug/L	96%		70-130	10
Nickel	99.44	ND	100.0	ug/L	99%		70-130	10
Selenium	98.05	ND	100.0	ug/L	98%		70-130	10
Silver	48.70	ND	50.00	ug/L	97%		70-130	10
Thallium	100.1	ND	100.0	ug/L	100%		70-130	10
Tin	98.47	ND	100.0	ug/L	98%		70-130	10
Vanadium	103.2	5.220	100.0	ug/L	98%		70-130	10
Zinc	97.84	89.19	100.0	ug/L	9%	*	70-130	10

Type: Matrix Spike Duplicate	Lab ID: QC1339721	Batch: 395119
Matrix (Source ID): Water (552861-002)	Method: EPA 200.8	Prep Method: EPA 3015A

QC1339721 Analyte	Result	Source Sample Result	Spiked	Units	Recovery	Qual	Limits	RPD	RPD Lim	DF
Antimony	106.7	ND	100.0	ug/L	107%		70-130	3	20	10
Arsenic	106.4	2.800	100.0	ug/L	104%		70-130	3	20	10
Barium	178.3	86.42	100.0	ug/L	92%		70-130	0	20	10
Beryllium	94.80	ND	100.0	ug/L	95%		70-130	3	20	10
Boron	116.4	ND	100.0	ug/L	116%		70-130	4	20	10
Cadmium	98.93	ND	100.0	ug/L	99%		70-130	0	20	10
Chromium	97.25	ND	100.0	ug/L	97%		70-130	0	20	10
Cobalt	100.9	ND	100.0	ug/L	101%		70-130	4	20	10
Copper	108.2	7.073	100.0	ug/L	101%		70-130	1	20	10
Lead	101.8	ND	100.0	ug/L	102%		70-130	3	20	10
Manganese	99.23	ND	100.0	ug/L	99%		70-130	3	20	10
Nickel	100.1	ND	100.0	ug/L	100%		70-130	1	20	10
Selenium	104.0	ND	100.0	ug/L	104%		70-130	6	20	10
Silver	49.31	ND	50.00	ug/L	99%		70-130	1	20	10
Thallium	102.9	ND	100.0	ug/L	103%		70-130	3	20	10
Tin	102.3	ND	100.0	ug/L	102%		70-130	4	20	10
Vanadium	102.8	5.220	100.0	ug/L	98%		70-130	0	20	10
Zinc	100.3	89.19	100.0	ug/L	11%	*	70-130	2	20	10

Batch QC

Type: Blank	Lab ID: QC1339529	Batch: 395052
Matrix: Water	Method: EPA 245.1	Prep Method: EPA 245.1

QC1339529 Analyte	Result	Qual	Units	RL	MDL	Prepared	Analyzed
Mercury	ND		ug/L	0.40	0.089	02/11/26	02/11/26

Type: Lab Control Sample	Lab ID: QC1339531	Batch: 395052
Matrix: Filtrate	Method: EPA 245.1	Prep Method: EPA 245.1

QC1339531 Analyte	Result	Spiked	Units	Recovery	Qual	Limits
Mercury	4.393	5.000	ug/L	88%		85-115

Type: Matrix Spike	Lab ID: QC1339532	Batch: 395052
Matrix (Source ID): Water (552764-001)	Method: EPA 245.1	Prep Method: EPA 245.1

QC1339532 Analyte	Result	Source Sample Result	Spiked	Units	Recovery	Qual	Limits	DF
Mercury	2.270	ND	5.000	ug/L	45%	*	75-125	1

Type: Matrix Spike Duplicate	Lab ID: QC1339533	Batch: 395052
Matrix (Source ID): Water (552764-001)	Method: EPA 245.1	Prep Method: EPA 245.1

QC1339533 Analyte	Result	Source Sample Result	Spiked	Units	Recovery	Qual	Limits	RPD	RPD Lim	DF
Mercury	2.394	ND	5.000	ug/L	48%	*	75-125	5	20	1

Type: Blank	Lab ID: QC1339641	Batch: 395101
Matrix: Water	Method: EPA 300.0	Prep Method: METHOD

QC1339641 Analyte	Result	Qual	Units	RL	MDL	Prepared	Analyzed
Fluoride	ND		mg/L	0.20	0.083	02/11/26 13:41	02/11/26 14:31
Chloride	ND		mg/L	1.0	0.27	02/11/26 13:41	02/11/26 14:31
Nitrogen, Nitrite	ND		mg/L	0.10	0.01	02/11/26 13:41	02/11/26 14:31
Bromide	ND		mg/L	0.30	0.038	02/11/26 13:41	02/11/26 14:31
Nitrogen, Nitrate	ND		mg/L	0.10	0.05	02/11/26 13:41	02/11/26 14:31
Sulfate	ND		mg/L	1.0	0.20	02/11/26 13:41	02/11/26 14:31

Type: Lab Control Sample	Lab ID: QC1339642	Batch: 395101
Matrix: Water	Method: EPA 300.0	Prep Method: METHOD

QC1339642 Analyte	Result	Spiked	Units	Recovery	Qual	Limits
Fluoride	9.908	10.00	mg/L	99%		90-110
Chloride	47.83	50.00	mg/L	96%		90-110
Nitrogen, Nitrite	4.512	4.567	mg/L	99%		90-110
Bromide	14.84	15.00	mg/L	99%		90-110
Nitrogen, Nitrate	4.437	4.518	mg/L	98%		90-110
Sulfate	24.74	25.00	mg/L	99%		90-110

Batch QC

Type: Matrix Spike	Lab ID: QC1339643	Batch: 395101
Matrix (Source ID): Water (552787-001)	Method: EPA 300.0	Prep Method: METHOD

QC1339643 Analyte	Result	Source Sample Result	Spiked	Units	Recovery	Qual	Limits	DF
Fluoride	20.80	ND	20.00	mg/L	104%		80-129	1
Chloride	137.9	35.57	100.0	mg/L	102%		80-123	1
Nitrogen, Nitrite	9.504	0.01441	9.134	mg/L	104%		80-122	1
Bromide	15.28	0.4253	15.00	mg/L	99%		80-121	1
Nitrogen, Nitrate	9.104	0.1175	9.036	mg/L	99%		80-123	1
Sulfate	67.20	15.81	50.00	mg/L	103%		79-124	1

Type: Matrix Spike Duplicate	Lab ID: QC1339644	Batch: 395101
Matrix (Source ID): Water (552787-001)	Method: EPA 300.0	Prep Method: METHOD

QC1339644 Analyte	Result	Source Sample Result	Spiked	Units	Recovery	Qual	Limits	RPD	RPD Lim	DF
Fluoride	20.60	ND	20.00	mg/L	103%		80-129	1	21	1
Chloride	139.3	35.57	100.0	mg/L	104%		80-123	1	20	1
Nitrogen, Nitrite	9.540	0.01441	9.134	mg/L	104%		80-122	0	21	1
Bromide	15.26	0.4253	15.00	mg/L	99%		80-121	0	20	1
Nitrogen, Nitrate	9.080	0.1175	9.036	mg/L	99%		80-123	0	20	1
Sulfate	66.75	15.81	50.00	mg/L	102%		79-124	1	20	1

Type: Matrix Spike	Lab ID: QC1339645	Batch: 395101
Matrix (Source ID): Water (552835-001)	Method: EPA 300.0	Prep Method: METHOD

QC1339645 Analyte	Result	Source Sample Result	Spiked	Units	Recovery	Qual	Limits	DF
Fluoride	21.02	0.3183	20.00	mg/L	103%		80-129	1
Chloride	138.4	36.44	100.0	mg/L	102%		80-123	1
Nitrogen, Nitrite	9.477	0.06047	9.134	mg/L	103%		80-122	1
Bromide	15.06	0.2270	15.00	mg/L	99%		80-121	1
Nitrogen, Nitrate	11.07	2.012	9.036	mg/L	100%		80-123	1
Sulfate	201.7	169.7	50.00	mg/L	64%	E,*	79-124	1

Type: Matrix Spike Duplicate	Lab ID: QC1339646	Batch: 395101
Matrix (Source ID): Water (552835-001)	Method: EPA 300.0	Prep Method: METHOD

QC1339646 Analyte	Result	Source Sample Result	Spiked	Units	Recovery	Qual	Limits	RPD	RPD Lim	DF
Fluoride	21.05	0.3183	20.00	mg/L	104%		80-129	0	21	1
Chloride	138.6	36.44	100.0	mg/L	102%		80-123	0	20	1
Nitrogen, Nitrite	9.510	0.06047	9.134	mg/L	103%		80-122	0	21	1
Bromide	15.09	0.2270	15.00	mg/L	99%		80-121	0	20	1
Nitrogen, Nitrate	11.08	2.012	9.036	mg/L	100%		80-123	0	20	1
Sulfate	201.6	169.7	50.00	mg/L	64%	E,*	79-124		20	1

Batch QC

Type: Lab Control Sample	Lab ID: QC1339494	Batch: 395042
Matrix: Water	Method: EPA 350.1	Prep Method: METHOD

QC1339494 Analyte	Result	Spiked	Units	Recovery	Qual	Limits
Ammonia-N	0.9088	1.000	mg/L	91%		90-110

Type: Matrix Spike	Lab ID: QC1339495	Batch: 395042
Matrix (Source ID): Drinking Water (552441-001)	Method: EPA 350.1	Prep Method: METHOD

QC1339495 Analyte	Result	Source Sample Result	Spiked	Units	Recovery	Qual	Limits	DF
Ammonia-N	1.308	0.2543	1.000	mg/L	105%		90-110	1

Type: Matrix Spike Duplicate	Lab ID: QC1339496	Batch: 395042
Matrix (Source ID): Drinking Water (552441-001)	Method: EPA 350.1	Prep Method: METHOD

QC1339496 Analyte	Result	Source Sample Result	Spiked	Units	Recovery	Qual	Limits	RPD	RPD Lim	DF
Ammonia-N	1.109	0.2543	1.000	mg/L	85%	*	90-110	16	20	1

Type: Blank	Lab ID: QC1339497	Batch: 395042
Matrix: Water	Method: EPA 350.1	Prep Method: METHOD

QC1339497 Analyte	Result	Qual	Units	RL	MDL	Prepared	Analyzed
Ammonia-N	ND		mg/L	0.10	0.068	02/11/26	02/11/26

Type: Blank	Lab ID: QC1339733	Batch: 395122
Matrix: Water	Method: EPA 420.1	Prep Method: METHOD

QC1339733 Analyte	Result	Qual	Units	RL	MDL	Prepared	Analyzed
Total Phenolics	ND		mg/L	0.010	0.0056	02/11/26	02/12/26

Type: Lab Control Sample	Lab ID: QC1339734	Batch: 395122
Matrix: Water	Method: EPA 420.1	Prep Method: METHOD

QC1339734 Analyte	Result	Spiked	Units	Recovery	Qual	Limits
Total Phenolics	0.07300	0.08000	mg/L	91%		80-120

Type: Lab Control Sample Duplicate	Lab ID: QC1339735	Batch: 395122
Matrix: Water	Method: EPA 420.1	Prep Method: METHOD

QC1339735 Analyte	Result	Spiked	Units	Recovery	Qual	Limits	RPD	RPD Lim
Total Phenolics	0.07800	0.08000	mg/L	98%		80-120	7	20

Batch QC

Type: Blank	Lab ID: QC1339752	Batch: 395126
Matrix: Water		

QC1339752 Analyte	Result	Qual	Units	RL	MDL	Prepared	Analyzed
Method: EPA 625.1							
Prep Method: EPA 3510C							
a-Terpineol	ND		ug/L	10	2.1	02/11/26	02/12/26
Benzoic acid	ND		ug/L	50	11	02/11/26	02/11/26
2-Methylphenol	ND		ug/L	10	3.2	02/11/26	02/11/26
Pyridine	ND		ug/L	10	2.8	02/11/26	02/11/26
Phenol	ND		ug/L	10	2.1	02/11/26	02/11/26
Naphthalene	ND		ug/L	10	3.6	02/11/26	02/11/26
3-,4-Methylphenol	ND		ug/L	10	3.0	02/11/26	02/11/26
Cresol	ND		ug/L	10		02/11/26	02/11/26
Surrogates				Limits			
2-Fluorophenol	39%		%REC	36-95		02/11/26	02/11/26
Phenol-d6	27%	*	%REC	28-82		02/11/26	02/11/26
2,4,6-Tribromophenol	74%		%REC	61-140		02/11/26	02/11/26
Nitrobenzene-d5	65%		%REC	48-123		02/11/26	02/11/26
2-Fluorobiphenyl	61%		%REC	51-105		02/11/26	02/11/26
Terphenyl-d14	83%		%REC	65-117		02/11/26	02/11/26
Method: EPA 8270E							
Prep Method: EPA 3510C							
Carbazole	ND		ug/L	10	2.8	02/11/26	02/11/26
N-Nitrosodimethylamine	ND		ug/L	10	2.9	02/11/26	02/11/26
Aniline	ND		ug/L	10	2.8	02/11/26	02/11/26
bis(2-Chloroethyl)ether	ND		ug/L	25	3.7	02/11/26	02/11/26
2-Chlorophenol	ND		ug/L	10	3.6	02/11/26	02/11/26
1,3-Dichlorobenzene	ND		ug/L	10	3.3	02/11/26	02/11/26
1,4-Dichlorobenzene	ND		ug/L	10	3.4	02/11/26	02/11/26
Benzyl alcohol	ND		ug/L	25	5.8	02/11/26	02/11/26
1,2-Dichlorobenzene	ND		ug/L	10	3.3	02/11/26	02/11/26
bis(2-Chloroisopropyl) ether	ND		ug/L	10	3.8	02/11/26	02/11/26
N-Nitroso-di-n-propylamine	ND		ug/L	10	3.9	02/11/26	02/11/26
Hexachloroethane	ND		ug/L	10	3.0	02/11/26	02/11/26
Nitrobenzene	ND		ug/L	25	8.4	02/11/26	02/11/26
Isophorone	ND		ug/L	10	3.7	02/11/26	02/11/26
2-Nitrophenol	ND		ug/L	10	5.4	02/11/26	02/11/26
2,4-Dimethylphenol	ND		ug/L	10	3.2	02/11/26	02/11/26
bis(2-Chloroethoxy)methane	ND		ug/L	10	3.7	02/11/26	02/11/26
2,4-Dichlorophenol	ND		ug/L	10	3.7	02/11/26	02/11/26
1,2,4-Trichlorobenzene	ND		ug/L	10	3.4	02/11/26	02/11/26
4-Chloroaniline	ND		ug/L	10	3.1	02/11/26	02/11/26
Hexachlorobutadiene	ND		ug/L	10	2.2	02/11/26	02/11/26
4-Chloro-3-methylphenol	ND		ug/L	10	3.6	02/11/26	02/11/26
2-Methylnaphthalene	ND		ug/L	10	3.4	02/11/26	02/11/26
Hexachlorocyclopentadiene	ND		ug/L	25	7.8	02/11/26	02/11/26
2,4,6-Trichlorophenol	ND		ug/L	10	4.1	02/11/26	02/11/26
2,4,5-Trichlorophenol	ND		ug/L	10	3.7	02/11/26	02/11/26
2-Chloronaphthalene	ND		ug/L	10	3.4	02/11/26	02/11/26
2-Nitroaniline	ND		ug/L	50	4.3	02/11/26	02/11/26

Batch QC

QC1339752 Analyte	Result	Qual	Units	RL	MDL	Prepared	Analyzed
Dimethylphthalate	ND		ug/L	10	3.4	02/11/26	02/11/26
Acenaphthylene	ND		ug/L	10	3.9	02/11/26	02/11/26
2,6-Dinitrotoluene	ND		ug/L	10	4.4	02/11/26	02/11/26
3-Nitroaniline	ND		ug/L	10	4.0	02/11/26	02/11/26
Acenaphthene	ND		ug/L	10	3.2	02/11/26	02/11/26
2,4-Dinitrophenol	ND		ug/L	50	15	02/11/26	02/11/26
4-Nitrophenol	ND		ug/L	50	8.5	02/11/26	02/11/26
Dibenzofuran	ND		ug/L	10	3.2	02/11/26	02/11/26
2,4-Dinitrotoluene	ND		ug/L	10	4.3	02/11/26	02/11/26
Diethylphthalate	ND		ug/L	10	2.9	02/11/26	02/11/26
Fluorene	ND		ug/L	10	3.1	02/11/26	02/11/26
4-Chlorophenyl-phenylether	ND		ug/L	10	3.1	02/11/26	02/11/26
4-Nitroaniline	ND		ug/L	10	3.3	02/11/26	02/11/26
4,6-Dinitro-2-methylphenol	ND		ug/L	50	17	02/11/26	02/11/26
N-Nitrosodiphenylamine	ND		ug/L	10	4.0	02/11/26	02/11/26
1,2-diphenylhydrazine (as azobenzene)	ND		ug/L	10	2.9	02/11/26	02/11/26
4-Bromophenyl-phenylether	ND		ug/L	10	3.3	02/11/26	02/11/26
Hexachlorobenzene	ND		ug/L	10	3.0	02/11/26	02/11/26
Pentachlorophenol	ND		ug/L	25	5.7	02/11/26	02/11/26
Phenanthrene	ND		ug/L	10	2.9	02/11/26	02/11/26
Anthracene	ND		ug/L	10	2.8	02/11/26	02/11/26
Di-n-butylphthalate	ND		ug/L	10	3.0	02/11/26	02/11/26
Fluoranthene	ND		ug/L	10	2.8	02/11/26	02/11/26
Benzidine	ND		ug/L	50	19	02/11/26	02/11/26
Pyrene	ND		ug/L	10	2.7	02/11/26	02/11/26
Butylbenzylphthalate	ND		ug/L	10	3.6	02/11/26	02/11/26
3,3'-Dichlorobenzidine	ND		ug/L	25	5.2	02/11/26	02/11/26
Benzo(a)anthracene	ND		ug/L	10	2.4	02/11/26	02/11/26
Chrysene	ND		ug/L	10	2.5	02/11/26	02/11/26
bis(2-Ethylhexyl)phthalate	ND		ug/L	10	3.3	02/11/26	02/11/26
Di-n-octylphthalate	ND		ug/L	10	4.7	02/11/26	02/11/26
Benzo(b)fluoranthene	ND		ug/L	10	3.0	02/11/26	02/11/26
Benzo(k)fluoranthene	ND		ug/L	10	3.1	02/11/26	02/11/26
Benzo(a)pyrene	ND		ug/L	10	3.1	02/11/26	02/11/26
Indeno(1,2,3-cd)pyrene	ND		ug/L	10	4.2	02/11/26	02/11/26
Dibenz(a,h)anthracene	ND		ug/L	10	4.2	02/11/26	02/11/26
Benzo(g,h,i)perylene	ND		ug/L	10	4.1	02/11/26	02/11/26
Surrogates				Limits			
2-Fluorophenol	39%		%REC	15-120		02/11/26	02/11/26
Phenol-d6	27%		%REC	15-120		02/11/26	02/11/26
2,4,6-Tribromophenol	74%		%REC	15-140		02/11/26	02/11/26
Nitrobenzene-d5	65%		%REC	15-123		02/11/26	02/11/26
2-Fluorobiphenyl	61%		%REC	15-120		02/11/26	02/11/26
Terphenyl-d14	83%		%REC	15-120		02/11/26	02/11/26

Batch QC

Type: Lab Control Sample	Lab ID: QC1339753	Batch: 395126
Matrix: Water		

QC1339753 Analyte	Result	Spiked	Units	Recovery	Qual	Limits
Method: EPA 625.1						
Prep Method: EPA 3510C						
2-Methylphenol	56.59	75.00	ug/L	75%		44-120
Pyridine	34.56	75.00	ug/L	46%		13-120
Phenol	27.13	75.00	ug/L	36%		10-85
Naphthalene	61.73	75.00	ug/L	82%		23-133
3-,4-Methylphenol	52.87	75.00	ug/L	70%		40-120
Surrogates						
2-Fluorophenol	21.21	40.00	ug/L	53%		36-95
Phenol-d6	14.34	40.00	ug/L	36%		28-82
2,4,6-Tribromophenol	42.71	40.00	ug/L	107%		61-140
Nitrobenzene-d5	34.04	40.00	ug/L	85%		48-123
2-Fluorobiphenyl	31.57	40.00	ug/L	79%		51-105
Terphenyl-d14	34.82	40.00	ug/L	87%		65-117
Method: EPA 8270E						
Prep Method: EPA 3510C						
Phenol	27.13	75.00	ug/L	36%		14-120
2-Chlorophenol	60.54	75.00	ug/L	81%		46-120
1,4-Dichlorobenzene	58.51	75.00	ug/L	78%		42-120
3-,4-Methylphenol	52.87	75.00	ug/L	70%		40-120
N-Nitroso-di-n-propylamine	62.19	75.00	ug/L	83%		54-121
2,4-Dimethylphenol	67.12	75.00	ug/L	89%		48-120
1,2,4-Trichlorobenzene	60.57	75.00	ug/L	81%		45-120
4-Chloro-3-methylphenol	67.76	75.00	ug/L	90%		60-121
2,4,5-Trichlorophenol	72.09	75.00	ug/L	96%		62-124
Acenaphthene	64.67	75.00	ug/L	86%		56-120
4-Nitrophenol	32.15	75.00	ug/L	43%		17-120
2,4-Dinitrotoluene	74.51	75.00	ug/L	99%		69-127
Pentachlorophenol	78.73	75.00	ug/L	105%		51-120
Pyrene	70.66	75.00	ug/L	94%		68-123
Chrysene	69.08	75.00	ug/L	92%		66-120
Benzo(b)fluoranthene	70.50	75.00	ug/L	94%		67-120
Surrogates						
2-Fluorophenol	21.21	40.00	ug/L	53%		15-120
Phenol-d6	14.34	40.00	ug/L	36%		15-120
2,4,6-Tribromophenol	42.71	40.00	ug/L	107%		15-140
Nitrobenzene-d5	34.04	40.00	ug/L	85%		15-123
2-Fluorobiphenyl	31.57	40.00	ug/L	79%		15-120
Terphenyl-d14	34.82	40.00	ug/L	87%		15-120

Batch QC

Type: Lab Control Sample Duplicate	Lab ID: QC1339754	Batch: 395126
Matrix: Water		

QC1339754 Analyte	Result	Spiked	Units	Recovery	Qual	Limits	RPD	RPD Lim
Method: EPA 625.1								
Prep Method: EPA 3510C								
2-Methylphenol	58.26	75.00	ug/L	78%		44-120	3	51
Pyridine	35.20	75.00	ug/L	47%		13-120	2	62
Phenol	28.06	75.00	ug/L	37%		10-85	3	52
Naphthalene	63.05	75.00	ug/L	84%		23-133	2	50
3-,4-Methylphenol	54.46	75.00	ug/L	73%		40-120	3	51
Surrogates								
2-Fluorophenol	22.06	40.00	ug/L	55%		36-95		
Phenol-d6	14.95	40.00	ug/L	37%		28-82		
2,4,6-Tribromophenol	43.24	40.00	ug/L	108%		61-140		
Nitrobenzene-d5	35.89	40.00	ug/L	90%		48-123		
2-Fluorobiphenyl	32.34	40.00	ug/L	81%		51-105		
Terphenyl-d14	35.29	40.00	ug/L	88%		65-117		
Method: EPA 8270E								
Prep Method: EPA 3510C								
Phenol	28.06	75.00	ug/L	37%		14-120	3	52
2-Chlorophenol	62.38	75.00	ug/L	83%		46-120	3	52
1,4-Dichlorobenzene	59.97	75.00	ug/L	80%		42-120	2	53
3-,4-Methylphenol	54.46	75.00	ug/L	73%		40-120	3	51
N-Nitroso-di-n-propylamine	64.48	75.00	ug/L	86%		54-121	4	52
2,4-Dimethylphenol	69.74	75.00	ug/L	93%		48-120	4	52
1,2,4-Trichlorobenzene	63.12	75.00	ug/L	84%		45-120	4	54
4-Chloro-3-methylphenol	69.27	75.00	ug/L	92%		60-121	2	47
2,4,5-Trichlorophenol	74.67	75.00	ug/L	100%		62-124	4	46
Acenaphthene	65.83	75.00	ug/L	88%		56-120	2	46
4-Nitrophenol	32.91	75.00	ug/L	44%		17-120	2	44
2,4-Dinitrotoluene	76.41	75.00	ug/L	102%		69-127	3	40
Pentachlorophenol	81.85	75.00	ug/L	109%		51-120	4	42
Pyrene	71.16	75.00	ug/L	95%		68-123	1	39
Chrysene	69.58	75.00	ug/L	93%		66-120	1	38
Benzo(b)fluoranthene	68.84	75.00	ug/L	92%		67-120	2	39
Surrogates								
2-Fluorophenol	22.06	40.00	ug/L	55%		15-120		
Phenol-d6	14.95	40.00	ug/L	37%		15-120		
2,4,6-Tribromophenol	43.24	40.00	ug/L	108%		15-140		
Nitrobenzene-d5	35.89	40.00	ug/L	90%		15-123		
2-Fluorobiphenyl	32.34	40.00	ug/L	81%		15-120		
Terphenyl-d14	35.29	40.00	ug/L	88%		15-120		

Batch QC

Type: Blank	Lab ID: QC1339704	Batch: 395031
Matrix: Water		

QC1339704 Analyte	Result	Qual	Units	RL	MDL	Prepared	Analyzed
Method: EPA 8081A							
Prep Method: EPA 3510C							
alpha-BHC	ND		ug/L	0.05	0.02	02/11/26	02/11/26
beta-BHC	ND		ug/L	0.05	0.01	02/11/26	02/11/26
gamma-BHC	ND		ug/L	0.05	0.01	02/11/26	02/11/26
delta-BHC	ND		ug/L	0.05	0.01	02/11/26	02/11/26
Heptachlor	ND		ug/L	0.05	0.01	02/11/26	02/11/26
Aldrin	ND		ug/L	0.05	0.01	02/11/26	02/11/26
Heptachlor epoxide	ND		ug/L	0.05	0.01	02/11/26	02/11/26
Endosulfan I	ND		ug/L	0.05	0.01	02/11/26	02/11/26
Dieldrin	ND		ug/L	0.1	0.01	02/11/26	02/11/26
4,4'-DDE	ND		ug/L	0.1	0.01	02/11/26	02/11/26
Endrin	ND		ug/L	0.1	0.01	02/11/26	02/11/26
Endosulfan II	ND		ug/L	0.1	0.02	02/11/26	02/11/26
Endosulfan sulfate	ND		ug/L	0.1	0.02	02/11/26	02/11/26
4,4'-DDD	ND		ug/L	0.1	0.02	02/11/26	02/11/26
Endrin aldehyde	ND		ug/L	0.1	0.03	02/11/26	02/11/26
Endrin ketone	ND		ug/L	0.1	0.03	02/11/26	02/11/26
4,4'-DDT	ND		ug/L	0.1	0.08	02/11/26	02/11/26
Methoxychlor	ND		ug/L	0.1	0.04	02/11/26	02/11/26
Toxaphene	ND		ug/L	2.0	0.6	02/11/26	02/11/26
Chlordane (Technical)	ND		ug/L	1.0	0.2	02/11/26	02/11/26
Surrogates				Limits			
TCMX	71%		%REC	29-120		02/11/26	02/11/26
Decachlorobiphenyl	93%		%REC	33-132		02/11/26	02/11/26
Method: EPA 8082							
Prep Method: EPA 3510C							
Aroclor-1016	ND		ug/L	0.50	0.30	02/11/26	02/11/26
Aroclor-1221	ND		ug/L	0.50	0.47	02/11/26	02/11/26
Aroclor-1232	ND		ug/L	0.50	0.27	02/11/26	02/11/26
Aroclor-1242	ND		ug/L	0.50	0.29	02/11/26	02/11/26
Aroclor-1248	ND		ug/L	0.50	0.24	02/11/26	02/11/26
Aroclor-1254	ND		ug/L	0.50	0.27	02/11/26	02/11/26
Aroclor-1260	ND		ug/L	0.50	0.33	02/11/26	02/11/26
Aroclor-1262	ND		ug/L	0.50	0.29	02/11/26	02/11/26
Aroclor-1268	ND		ug/L	0.50	0.26	02/11/26	02/11/26
Surrogates				Limits			
Decachlorobiphenyl (PCB)	83%		%REC	28-138		02/11/26	02/11/26

Batch QC

Type: Lab Control Sample	Lab ID: QC1339705	Batch: 395031
Matrix: Water	Method: EPA 8081A	Prep Method: EPA 3510C

QC1339705 Analyte	Result	Spiked	Units	Recovery	Qual	Limits
alpha-BHC	0.4533	0.5000	ug/L	91%		66-121
beta-BHC	0.4695	0.5000	ug/L	94%		73-120
gamma-BHC	0.4729	0.5000	ug/L	95%		68-125
delta-BHC	0.4928	0.5000	ug/L	99%		68-131
Heptachlor	0.4562	0.5000	ug/L	91%		63-120
Aldrin	0.4304	0.5000	ug/L	86%		56-120
Heptachlor epoxide	0.4365	0.5000	ug/L	87%		65-120
Endosulfan I	0.4635	0.5000	ug/L	93%		68-124
Dieldrin	0.4662	0.5000	ug/L	93%		66-124
4,4'-DDE	0.4788	0.5000	ug/L	96%		67-131
Endrin	0.5082	0.5000	ug/L	102%		68-135
Endosulfan II	0.5020	0.5000	ug/L	100%		71-130
Endosulfan sulfate	0.5230	0.5000	ug/L	105%		68-128
4,4'-DDD	0.4755	0.5000	ug/L	95%		65-130
Endrin aldehyde	0.4884	0.5000	ug/L	98%		67-124
Endrin ketone	0.6169	0.5000	ug/L	123%		69-137
4,4'-DDT	0.4919	0.5000	ug/L	98%		65-136
Methoxychlor	0.5499	0.5000	ug/L	110%		69-150
Surrogates						
TCMX	0.3610	0.5000	ug/L	72%		29-120
Decachlorobiphenyl	0.4765	0.5000	ug/L	95%		33-132

Batch QC

Type: Lab Control Sample Duplicate	Lab ID: QC1339706	Batch: 395031
Matrix: Water	Method: EPA 8081A	Prep Method: EPA 3510C

QC1339706 Analyte	Result	Spiked	Units	Recovery	Qual	Limits	RPD	RPD Lim
alpha-BHC	0.4490	0.5000	ug/L	90%		66-121	1	20
beta-BHC	0.4431	0.5000	ug/L	89%		73-120	6	20
gamma-BHC	0.4652	0.5000	ug/L	93%		68-125	2	20
delta-BHC	0.4719	0.5000	ug/L	94%		68-131	4	20
Heptachlor	0.4423	0.5000	ug/L	88%		63-120	3	24
Aldrin	0.4100	0.5000	ug/L	82%		56-120	5	30
Heptachlor epoxide	0.4099	0.5000	ug/L	82%		65-120	6	20
Endosulfan I	0.4293	0.5000	ug/L	86%		68-124	8	20
Dieldrin	0.4288	0.5000	ug/L	86%		66-124	8	22
4,4'-DDE	0.4305	0.5000	ug/L	86%		67-131	11	21
Endrin	0.4694	0.5000	ug/L	94%		68-135	8	20
Endosulfan II	0.4530	0.5000	ug/L	91%		71-130	10	21
Endosulfan sulfate	0.4824	0.5000	ug/L	96%		68-128	8	21
4,4'-DDD	0.4355	0.5000	ug/L	87%		65-130	9	22
Endrin aldehyde	0.4419	0.5000	ug/L	88%		67-124	10	20
Endrin ketone	0.5605	0.5000	ug/L	112%		69-137	10	21
4,4'-DDT	0.4492	0.5000	ug/L	90%		65-136	9	23
Methoxychlor	0.5031	0.5000	ug/L	101%		69-150	9	23
Surrogates								
TCMX	0.3703	0.5000	ug/L	74%		29-120		
Decachlorobiphenyl	0.4282	0.5000	ug/L	86%		33-132		

Type: Lab Control Sample	Lab ID: QC1339707	Batch: 395031
Matrix: Water	Method: EPA 8082	Prep Method: EPA 3510C

QC1339707 Analyte	Result	Spiked	Units	Recovery	Qual	Limits
Aroclor-1016	4.610	5.000	ug/L	92%		69-120
Aroclor-1260	5.111	5.000	ug/L	102%		72-124
Surrogates						
Decachlorobiphenyl (PCB)	0.4522	0.5000	ug/L	90%		28-138

Type: Lab Control Sample Duplicate	Lab ID: QC1339708	Batch: 395031
Matrix: Water	Method: EPA 8082	Prep Method: EPA 3510C

QC1339708 Analyte	Result	Spiked	Units	Recovery	Qual	Limits	RPD	RPD Lim
Aroclor-1016	4.392	5.000	ug/L	88%		69-120	5	22
Aroclor-1260	4.812	5.000	ug/L	96%		72-124	6	25
Surrogates								
Decachlorobiphenyl (PCB)	0.4471	0.5000	ug/L	89%		28-138		

Batch QC

Type: Lab Control Sample	Lab ID: QC1339454	Batch: 395035
Matrix: Water	Method: EPA 8260B	Prep Method: EPA 5030B

QC1339454 Analyte	Result	Spiked	Units	Recovery	Qual	Limits
1,1-Dichloroethene	46.02	50.00	ug/L	92%		69-128
MTBE	45.42	50.00	ug/L	91%		66-125
Benzene	44.73	50.00	ug/L	89%		76-121
Trichloroethene	47.86	50.00	ug/L	96%		76-124
Toluene	47.17	50.00	ug/L	94%		76-120
Chlorobenzene	46.75	50.00	ug/L	94%		78-120
Surrogates						
Dibromofluoromethane	49.66	50.00	ug/L	99%		70-130
1,2-Dichloroethane-d4	48.38	50.00	ug/L	97%		70-130
Toluene-d8	51.91	50.00	ug/L	104%		70-130
Bromofluorobenzene	38.85	50.00	ug/L	78%		70-130

Type: Lab Control Sample Duplicate	Lab ID: QC1339455	Batch: 395035
Matrix: Water	Method: EPA 8260B	Prep Method: EPA 5030B

QC1339455 Analyte	Result	Spiked	Units	Recovery	Qual	Limits	RPD	RPD Lim
1,1-Dichloroethene	53.20	50.00	ug/L	106%		69-128	14	23
MTBE	52.72	50.00	ug/L	105%		66-125	15	22
Benzene	51.61	50.00	ug/L	103%		76-121	14	21
Trichloroethene	51.68	50.00	ug/L	103%		76-124	8	22
Toluene	51.21	50.00	ug/L	102%		76-120	8	21
Chlorobenzene	51.11	50.00	ug/L	102%		78-120	9	20
Surrogates								
Dibromofluoromethane	49.78	50.00	ug/L	100%		70-130		
1,2-Dichloroethane-d4	49.07	50.00	ug/L	98%		70-130		
Toluene-d8	49.47	50.00	ug/L	99%		70-130		
Bromofluorobenzene	37.09	50.00	ug/L	74%		70-130		

Batch QC

Type: Blank	Lab ID: QC1339459	Batch: 395035
Matrix: Water	Method: EPA 8260B	Prep Method: EPA 5030B

QC1339459 Analyte	Result	Qual	Units	RL	MDL	Prepared	Analyzed
Carbon Disulfide	ND		ug/L	5.0	0.1	02/11/26	02/11/26
Chloroprene	ND		ug/L	200	2.7	02/11/26	02/11/26
3-Chloropropene	ND		ug/L	5.0	0.2	02/11/26	02/11/26
Ethyl methacrylate	ND		ug/L	50	3.9	02/11/26	02/11/26
Ethanol	ND		ug/L	500	160	02/11/26	02/11/26
2-Hexanone	ND		ug/L	5.0	1.3	02/11/26	02/11/26
Isopropanol (IPA)	ND		ug/L	200	96	02/11/26	02/11/26
Methyl acrylonitrile	ND		ug/L	35	4.2	02/11/26	02/11/26
Vinyl Acetate	ND		ug/L	50	3.2	02/11/26	02/11/26
Acrolein	ND		ug/L	200	2.6	02/11/26	02/11/26
Acrylonitrile	ND		ug/L	10	0.7	02/11/26	02/11/26
Freon 12	ND		ug/L	5.0	0.2	02/11/26	02/11/26
Chloromethane	ND		ug/L	5.0	0.09	02/11/26	02/11/26
Vinyl Chloride	ND		ug/L	5.0	0.1	02/11/26	02/11/26
Bromomethane	ND		ug/L	5.0	0.1	02/11/26	02/11/26
Chloroethane	ND		ug/L	5.0	0.1	02/11/26	02/11/26
Trichlorofluoromethane	ND		ug/L	5.0	0.1	02/11/26	02/11/26
Iodomethane	ND		ug/L	5.0		02/11/26	02/11/26
Acetone	ND		ug/L	100	14	02/11/26	02/11/26
Freon 113	ND		ug/L	5.0	0.1	02/11/26	02/11/26
1,1-Dichloroethene	ND		ug/L	5.0	0.1	02/11/26	02/11/26
Methylene Chloride	ND		ug/L	10	0.2	02/11/26	02/11/26
MTBE	ND		ug/L	5.0	0.1	02/11/26	02/11/26
trans-1,2-Dichloroethene	ND		ug/L	5.0	0.1	02/11/26	02/11/26
1,1-Dichloroethane	ND		ug/L	5.0	0.09	02/11/26	02/11/26
2-Butanone	ND		ug/L	10	1.3	02/11/26	02/11/26
cis-1,2-Dichloroethene	ND		ug/L	5.0	0.1	02/11/26	02/11/26
2,2-Dichloropropane	ND		ug/L	5.0	0.2	02/11/26	02/11/26
Chloroform	ND		ug/L	5.0	0.08	02/11/26	02/11/26
Bromochloromethane	ND		ug/L	5.0	0.1	02/11/26	02/11/26
1,1,1-Trichloroethane	ND		ug/L	5.0	0.1	02/11/26	02/11/26
1,1-Dichloropropene	ND		ug/L	5.0	0.1	02/11/26	02/11/26
Carbon Tetrachloride	ND		ug/L	5.0	0.1	02/11/26	02/11/26
1,2-Dichloroethane	ND		ug/L	5.0	0.2	02/11/26	02/11/26
Benzene	ND		ug/L	1.0	0.1	02/11/26	02/11/26
Trichloroethene	ND		ug/L	5.0	0.1	02/11/26	02/11/26
1,2-Dichloropropane	ND		ug/L	5.0	0.09	02/11/26	02/11/26
Bromodichloromethane	ND		ug/L	5.0	0.07	02/11/26	02/11/26
Dibromomethane	ND		ug/L	5.0	0.1	02/11/26	02/11/26
4-Methyl-2-Pentanone	ND		ug/L	5.0	1.0	02/11/26	02/11/26
cis-1,3-Dichloropropene	ND		ug/L	5.0	0.1	02/11/26	02/11/26
Toluene	ND		ug/L	5.0	0.1	02/11/26	02/11/26
trans-1,3-Dichloropropene	ND		ug/L	5.0	0.09	02/11/26	02/11/26
1,1,2-Trichloroethane	ND		ug/L	5.0	0.1	02/11/26	02/11/26
1,3-Dichloropropane	ND		ug/L	5.0	0.07	02/11/26	02/11/26
Tetrachloroethene	ND		ug/L	5.0	0.2	02/11/26	02/11/26
Dibromochloromethane	ND		ug/L	5.0	0.1	02/11/26	02/11/26

Batch QC

QC1339459 Analyte	Result	Qual	Units	RL	MDL	Prepared	Analyzed
1,2-Dibromoethane	ND		ug/L	5.0	0.1	02/11/26	02/11/26
Chlorobenzene	ND		ug/L	5.0	0.1	02/11/26	02/11/26
1,1,1,2-Tetrachloroethane	ND		ug/L	5.0	0.07	02/11/26	02/11/26
Ethylbenzene	ND		ug/L	5.0	0.1	02/11/26	02/11/26
m,p-Xylenes	ND		ug/L	5.0	0.2	02/11/26	02/11/26
o-Xylene	ND		ug/L	5.0	0.1	02/11/26	02/11/26
Styrene	ND		ug/L	5.0	0.1	02/11/26	02/11/26
Bromoform	ND		ug/L	5.0	0.06	02/11/26	02/11/26
Isopropylbenzene	ND		ug/L	5.0	0.1	02/11/26	02/11/26
1,1,2,2-Tetrachloroethane	ND		ug/L	5.0	0.1	02/11/26	02/11/26
1,2,3-Trichloropropane	ND		ug/L	5.0	0.3	02/11/26	02/11/26
Propylbenzene	ND		ug/L	5.0	0.1	02/11/26	02/11/26
Bromobenzene	ND		ug/L	5.0	0.1	02/11/26	02/11/26
1,3,5-Trimethylbenzene	ND		ug/L	5.0	0.1	02/11/26	02/11/26
2-Chlorotoluene	ND		ug/L	5.0	0.1	02/11/26	02/11/26
4-Chlorotoluene	ND		ug/L	5.0	0.2	02/11/26	02/11/26
tert-Butylbenzene	ND		ug/L	5.0	0.1	02/11/26	02/11/26
1,2,4-Trimethylbenzene	ND		ug/L	5.0	0.1	02/11/26	02/11/26
sec-Butylbenzene	ND		ug/L	5.0	0.2	02/11/26	02/11/26
para-Isopropyl Toluene	ND		ug/L	5.0	0.2	02/11/26	02/11/26
1,3-Dichlorobenzene	ND		ug/L	5.0	0.1	02/11/26	02/11/26
1,4-Dichlorobenzene	ND		ug/L	5.0	0.2	02/11/26	02/11/26
n-Butylbenzene	ND		ug/L	5.0	0.1	02/11/26	02/11/26
1,2-Dichlorobenzene	ND		ug/L	5.0	0.1	02/11/26	02/11/26
1,2-Dibromo-3-Chloropropane	ND		ug/L	5.0	0.6	02/11/26	02/11/26
1,2,4-Trichlorobenzene	ND		ug/L	5.0	0.3	02/11/26	02/11/26
Hexachlorobutadiene	ND		ug/L	5.0	0.3	02/11/26	02/11/26
1,2,3-Trichlorobenzene	ND		ug/L	5.0	0.3	02/11/26	02/11/26
cis-1,4-Dichloro-2-butene	ND		ug/L	5.0	0.3	02/11/26	02/11/26
trans-1,4-Dichloro-2-butene	ND		ug/L	5.0	0.3	02/11/26	02/11/26
Xylene (total)	ND		ug/L	5.0		02/11/26	02/11/26
Surrogates				Limits			
Dibromofluoromethane	98%		%REC	70-130		02/11/26	02/11/26
1,2-Dichloroethane-d4	102%		%REC	70-130		02/11/26	02/11/26
Toluene-d8	97%		%REC	70-130		02/11/26	02/11/26
Bromofluorobenzene	73%		%REC	70-130		02/11/26	02/11/26

Batch QC

Type: Matrix Spike	Lab ID: QC1339509	Batch: 395035
Matrix (Source ID): Water (552615-001)	Method: EPA 8260B	Prep Method: EPA 5030B

QC1339509 Analyte	Result	Source Sample Result	Spiked	Units	Recovery	Qual	Limits	DF
1,1-Dichloroethene	18.15	0.1261	20.00	ug/L	90%		62-131	1
MTBE	18.90	ND	20.00	ug/L	94%		61-124	1
Benzene	17.98	0.2125	20.00	ug/L	89%		70-123	1
Trichloroethene	19.94	0.7930	20.00	ug/L	96%		65-131	1
Toluene	18.57	0.1972	20.00	ug/L	92%		69-120	1
Chlorobenzene	19.00	ND	20.00	ug/L	95%		72-121	1
Surrogates								
Dibromofluoromethane	49.83		50.00	ug/L	100%		70-130	1
1,2-Dichloroethane-d4	51.42		50.00	ug/L	103%		70-130	1
Toluene-d8	51.80		50.00	ug/L	104%		70-130	1
Bromofluorobenzene	38.84		50.00	ug/L	78%		70-130	1

Type: Matrix Spike Duplicate	Lab ID: QC1339510	Batch: 395035
Matrix (Source ID): Water (552615-001)	Method: EPA 8260B	Prep Method: EPA 5030B

QC1339510 Analyte	Result	Source Sample Result	Spiked	Units	Recovery	Qual	Limits	RPD	RPD Lim	DF
1,1-Dichloroethene	20.18	0.1261	20.00	ug/L	100%		62-131	11	31	1
MTBE	20.44	ND	20.00	ug/L	102%		61-124	8	30	1
Benzene	20.02	0.2125	20.00	ug/L	99%		70-123	11	31	1
Trichloroethene	20.59	0.7930	20.00	ug/L	99%		65-131	3	31	1
Toluene	19.57	0.1972	20.00	ug/L	97%		69-120	5	29	1
Chlorobenzene	20.02	ND	20.00	ug/L	100%		72-121	5	29	1
Surrogates										
Dibromofluoromethane	50.64		50.00	ug/L	101%		70-130			1
1,2-Dichloroethane-d4	52.78		50.00	ug/L	106%		70-130			1
Toluene-d8	48.85		50.00	ug/L	98%		70-130			1
Bromofluorobenzene	36.28		50.00	ug/L	73%		70-130			1

Type: Blank	Lab ID: QC1339677	Batch: 395110
Matrix: Water	Method: EPA 8270C-SIM	Prep Method: EPA 3535

QC1339677 Analyte	Result	Qual	Units	RL	MDL	Prepared	Analyzed
1,4-Dioxane	ND		ug/L	1.0	0.84	02/11/26	02/11/26
Surrogates				Limits			
1,4-Dioxane-d8 (SUR)	99%		%REC	80-120		02/11/26	02/11/26

Batch QC

Type: Lab Control Sample	Lab ID: QC1339678	Batch: 395110
Matrix: Water	Method: EPA 8270C-SIM	Prep Method: EPA 3535

QC1339678 Analyte	Result	Spiked	Units	Recovery	Qual	Limits
1,4-Dioxane	8.957	10.00	ug/L	90%		79-120
Surrogates						
1,4-Dioxane-d8 (SUR)	9.950	10.00	ug/L	100%		80-120

Type: Lab Control Sample Duplicate	Lab ID: QC1339679	Batch: 395110
Matrix: Water	Method: EPA 8270C-SIM	Prep Method: EPA 3535

QC1339679 Analyte	Result	Spiked	Units	Recovery	Qual	Limits	RPD	Lim
1,4-Dioxane	9.356	10.00	ug/L	94%		79-120	4	20
Surrogates								
1,4-Dioxane-d8 (SUR)	10.04	10.00	ug/L	100%		80-120		

Type: Blank	Lab ID: QC1339722	Batch: 395115
Matrix: Water	Method: SM 4500-CN-E	Prep Method: METHOD

QC1339722 Analyte	Result	Qual	Units	RL	MDL	Prepared	Analyzed
Cyanide	ND		mg/L	0.0050	0.0017	02/11/26	02/12/26

Type: Lab Control Sample	Lab ID: QC1339723	Batch: 395115
Matrix: Water	Method: SM 4500-CN-E	Prep Method: METHOD

QC1339723 Analyte	Result	Spiked	Units	Recovery	Qual	Limits
Cyanide	0.1060	0.1000	mg/L	106%		85-115

Type: Matrix Spike	Lab ID: QC1339771	Batch: 395115
Matrix (Source ID): Water (552399-001)	Method: SM 4500-CN-E	Prep Method: METHOD

QC1339771 Analyte	Result	Source Sample Result	Spiked	Units	Recovery	Qual	Limits	DF
Cyanide	0.1039	ND	0.1000	mg/L	104%		80-120	0.5

Type: Matrix Spike Duplicate	Lab ID: QC1339772	Batch: 395115
Matrix (Source ID): Water (552399-001)	Method: SM 4500-CN-E	Prep Method: METHOD

QC1339772 Analyte	Result	Source Sample Result	Spiked	Units	Recovery	Qual	Limits	RPD	Lim	DF
Cyanide	0.1058	ND	0.1000	mg/L	106%		80-120	2	20	0.5

Batch QC

Type: Matrix Spike	Lab ID: QC1339773	Batch: 395115
Matrix (Source ID): Water (552469-001)	Method: SM 4500-CN-E	Prep Method: METHOD

QC1339773 Analyte	Result	Source Sample Result	Spiked	Units	Recovery	Qual	Limits	DF
Cyanide	0.09830	ND	0.1000	mg/L	98%		80-120	0.5

Type: Matrix Spike Duplicate	Lab ID: QC1339774	Batch: 395115
Matrix (Source ID): Water (552469-001)	Method: SM 4500-CN-E	Prep Method: METHOD

QC1339774 Analyte	Result	Source Sample Result	Spiked	Units	Recovery	Qual	Limits	RPD	RPD Lim	DF
Cyanide	0.09835	ND	0.1000	mg/L	98%		80-120	0	20	0.5

Type: Blank	Lab ID: QC1339852	Batch: 395150
Matrix: Water	Method: SM 4500-S2-D	Prep Method: METHOD

QC1339852 Analyte	Result	Qual	Units	RL	MDL	Prepared	Analyzed
Sulfide	ND		mg/L	0.10		02/11/26	02/11/26

Type: Lab Control Sample	Lab ID: QC1339853	Batch: 395150
Matrix: Water	Method: SM 4500-S2-D	Prep Method: METHOD

QC1339853 Analyte	Result	Spiked	Units	Recovery	Qual	Limits
Sulfide	0.9000	1.000	mg/L	90%		90-110

Type: Matrix Spike	Lab ID: QC1339860	Batch: 395150
Matrix (Source ID): Water (552611-002)	Method: SM 4500-S2-D	Prep Method: METHOD

QC1339860 Analyte	Result	Source Sample Result	Spiked	Units	Recovery	Qual	Limits	DF
Sulfide	0.9000	ND	1.000	mg/L	90%		80-120	1

Type: Matrix Spike Duplicate	Lab ID: QC1339861	Batch: 395150
Matrix (Source ID): Water (552611-002)	Method: SM 4500-S2-D	Prep Method: METHOD

QC1339861 Analyte	Result	Source Sample Result	Spiked	Units	Recovery	Qual	Limits	RPD	RPD Lim	DF
Sulfide	0.9000	ND	1.000	mg/L	90%		80-120	0	20	1

Type: Blank	Lab ID: QC1339624	Batch: 395095
Matrix: Water	Method: SM 5310B	Prep Method: SM 5310B

QC1339624 Analyte	Result	Qual	Units	RL	MDL	Prepared	Analyzed
Total Organic Carbon	ND		mg/L	1.0	0.49	02/11/26	02/11/26

Batch QC

Type: Lab Control Sample	Lab ID: QC1339625	Batch: 395095
Matrix: Water	Method: SM 5310B	Prep Method: SM 5310B

QC1339625 Analyte	Result	Spiked	Units	Recovery	Qual	Limits
Total Organic Carbon	23.32	25.00	mg/L	93%		85-115

Type: Matrix Spike	Lab ID: QC1339626	Batch: 395095
Matrix (Source ID): Water (552695-002)	Method: SM 5310B	Prep Method: SM 5310B

QC1339626 Analyte	Result	Source Sample Result	Spiked	Units	Recovery	Qual	Limits	DF
Total Organic Carbon	27.59	2.315	25.00	mg/L	101%		75-125	1

Type: Matrix Spike Duplicate	Lab ID: QC1339627	Batch: 395095
Matrix (Source ID): Water (552695-002)	Method: SM 5310B	Prep Method: SM 5310B

QC1339627 Analyte	Result	Source Sample Result	Spiked	Units	Recovery	Qual	Limits	RPD	RPD Lim	DF
Total Organic Carbon	26.24	2.315	25.00	mg/L	96%		75-125	5	25	1

Type: Sample Duplicate	Lab ID: QC1339825	Batch: 395118
Matrix (Source ID): Water (552930-003)	Method: SM2130B	

QC1339825 Analyte	Result	Source Sample Result	Units	Qual	RPD	RPD Lim	DF
Turbidity	ND	ND	NTU			20	1

Type: Blank	Lab ID: QC1339648	Batch: 395102
Matrix: Water	Method: SM2320B	Prep Method: METHOD

QC1339648 Analyte	Result	Qual	Units	RL	MDL	Prepared	Analyzed
Bicarbonate	ND		mg/L	2.0		02/11/26	02/11/26
Alkalinity, Total as CaCO3	ND		mg/L	2.0		02/11/26	02/11/26

Type: Lab Control Sample	Lab ID: QC1339649	Batch: 395102
Matrix: Water	Method: SM2320B	Prep Method: METHOD

QC1339649 Analyte	Result	Spiked	Units	Recovery	Qual	Limits
Alkalinity, Total as CaCO3	100.0	100.0	mg/L	100%		90-110

Batch QC

Type: Sample Duplicate	Lab ID: QC1339650	Batch: 395102
Matrix (Source ID): Water (552353-009)	Method: SM2320B	Prep Method: METHOD

QC1339650 Analyte	Result	Source Sample Result	Units	Qual	RPD	RPD Lim	DF
Bicarbonate	653.4	657.0	mg/L		1	20	2.5
Alkalinity, Total as CaCO ₃	535.6	538.5	mg/L		1	20	2.5

Type: Sample Duplicate	Lab ID: QC1339638	Batch: 395100
Matrix (Source ID): Water (552835-001)	Method: SM2510B	Prep Method: METHOD

QC1339638 Analyte	Result	Source Sample Result	Units	Qual	RPD	RPD Lim	DF
Specific Conductance	659.7	659.8	umhos/cm		0	20	1

Type: Sample Duplicate	Lab ID: QC1339639	Batch: 395100
Matrix (Source ID): Water (552835-002)	Method: SM2510B	Prep Method: METHOD

QC1339639 Analyte	Result	Source Sample Result	Units	Qual	RPD	RPD Lim	DF
Specific Conductance	820.4	819.5	umhos/cm		0	20	1

Type: Sample Duplicate	Lab ID: QC1339617	Batch: 395092
Matrix (Source ID): Water (552835-001)	Method: SM2540C	Prep Method: METHOD

QC1339617 Analyte	Result	Source Sample Result	Units	Qual	RPD	RPD Lim	DF
Total Dissolved Solids	498.0	514.0	mg/L		3	5	2

Type: Sample Duplicate	Lab ID: QC1339618	Batch: 395092
Matrix (Source ID): Water (552835-002)	Method: SM2540C	Prep Method: METHOD

QC1339618 Analyte	Result	Source Sample Result	Units	Qual	RPD	RPD Lim	DF
Total Dissolved Solids	574.0	578.0	mg/L		1	5	2

Type: Blank	Lab ID: QC1340291	Batch: 395092
Matrix: Water	Method: SM2540C	Prep Method: METHOD

QC1340291 Analyte	Result	Qual	Units	RL	MDL	Prepared	Analyzed
Total Dissolved Solids	ND		mg/L	10		02/11/26	02/12/26

Batch QC

Type: Lab Control Sample	Lab ID: QC1340292	Batch: 395092
Matrix: Water	Method: SM2540C	Prep Method: METHOD

QC1340292 Analyte	Result	Spiked	Units	Recovery	Qual	Limits
Total Dissolved Solids	1,015	1000	mg/L	102%		90-110

Type: Blank	Lab ID: QC1339724	Batch: 395120
Matrix: Water	Method: SM2540D	Prep Method: METHOD

QC1339724 Analyte	Result	Qual	Units	RL	MDL	Prepared	Analyzed
Total Suspended Solids	ND		mg/L	0.5		02/11/26	02/12/26

Type: Lab Control Sample	Lab ID: QC1339725	Batch: 395120
Matrix: Water	Method: SM2540D	Prep Method: METHOD

QC1339725 Analyte	Result	Spiked	Units	Recovery	Qual	Limits
Total Suspended Solids	101.1	100.0	mg/L	101%		90-110

Type: Lab Control Sample Duplicate	Lab ID: QC1339726	Batch: 395120
Matrix: Water	Method: SM2540D	Prep Method: METHOD

QC1339726 Analyte	Result	Spiked	Units	Recovery	Qual	Limits	RPD	RPD Lim
Total Suspended Solids	98.90	100.0	mg/L	99%		90-110	2	5

Type: Sample Duplicate	Lab ID: QC1339727	Batch: 395120
Matrix (Source ID): Water (552055-005)	Method: SM2540D	Prep Method: METHOD

QC1339727 Analyte	Result	Source Sample Result	Units	Qual	RPD	RPD Lim	DF
Total Suspended Solids	455.0	475.0	mg/L		4	5	1

Type: Sample Duplicate	Lab ID: QC1339728	Batch: 395120
Matrix (Source ID): Water (552607-001)	Method: SM2540D	Prep Method: METHOD

QC1339728 Analyte	Result	Source Sample Result	Units	Qual	RPD	RPD Lim	DF
Total Suspended Solids	427.1	422.2	mg/L		1	5	1

Type: Blank	Lab ID: QC1339669	Batch: 395084
Matrix: Water	Method: SM5210B	Prep Method: METHOD

QC1339669 Analyte	Result	Qual	Units	RL	MDL	Prepared	Analyzed
Biochemical Oxygen Demand	ND		mg/L	3.0		02/11/26 15:44	02/16/26 16:36

Batch QC

Type: Lab Control Sample	Lab ID: QC1339670	Batch: 395084
Matrix: Water	Method: SM5210B	Prep Method: METHOD

QC1339670 Analyte	Result	Spiked	Units	Recovery	Qual	Limits
Biochemical Oxygen Demand	195.3	198.0	mg/L	99%		84.6-115.4

Type: Sample Duplicate	Lab ID: QC1339671	Batch: 395084
Matrix (Source ID): Water (552663-003)	Method: SM5210B	Prep Method: METHOD

QC1339671 Analyte	Result	Source Sample Result	Units	Qual	RPD	RPD Lim	DF
Biochemical Oxygen Demand	1,920	1832	mg/L		5	30	1

Type: Blank	Lab ID: QC1340011	Batch: 395195
Matrix: Water	Method: SM5220D	Prep Method: SM 5220D

QC1340011 Analyte	Result	Qual	Units	RL	MDL	Prepared	Analyzed
Chemical Oxygen Demand	ND		mg/L	4.0	2.0	02/12/26	02/12/26

Type: Lab Control Sample	Lab ID: QC1340012	Batch: 395195
Matrix: Water	Method: SM5220D	Prep Method: SM 5220D

QC1340012 Analyte	Result	Spiked	Units	Recovery	Qual	Limits
Chemical Oxygen Demand	967.0	1000	mg/L	97%		90-110

Type: Matrix Spike	Lab ID: QC1340014	Batch: 395195
Matrix (Source ID): Water (552732-001)	Method: SM5220D	Prep Method: SM 5220D

QC1340014 Analyte	Result	Source Sample Result	Spiked	Units	Recovery	Qual	Limits	DF
Chemical Oxygen Demand	1,366	413.0	1000	mg/L	95%		75-125	2

Type: Matrix Spike Duplicate	Lab ID: QC1340015	Batch: 395195
Matrix (Source ID): Water (552732-001)	Method: SM5220D	Prep Method: SM 5220D

QC1340015 Analyte	Result	Source Sample Result	Spiked	Units	Recovery	Qual	Limits	RPD	RPD Lim	DF
Chemical Oxygen Demand	1,442	413.0	1000	mg/L	103%		75-125	5	20	2

* Value is outside QC limits
 E Response exceeds instrument's linear range
 ND Not Detected
 NM Not Meaningful

Laboratory Job Number 552835

Subcontracted Products

Pace Laboratories



Date of Report: 02/24/2026

David Tripp

Enthalpy Analytical - Orange
931 West Barkley Avenue
Orange, CA 92868

Client Project: 552835
Pace Project: Chiquita Canyon Landfill Stormwater
Pace Work Order: 2602229
Invoice ID: B531513

Enclosed are the results of analyses for samples received by the laboratory on 2/12/2026. If you have any questions concerning this report, please feel free to contact me.

Sincerely,

Contact Person: Ragen Williams
Client Service Rep

Steven Bennett
Operations Manager

Certifications: CA ELAP #1186; NV #CA00014; OR ELAP #4032-001; AK UST101

The results in this report apply to the samples analyzed in accordance with the chain of custody document. This analytical report must be reproduced in its entirety.
All results listed in this report are for the exclusive use of the submitting party. Pace Analytical assumes no responsibility for report alteration, separation, detachment or third party interpretation.

Table of Contents

Sample Information

Chain of Custody and Cooler Receipt form.....	3
Laboratory / Client Sample Cross Reference.....	5

Sample Results

2602229-01 - SOUTH BASIN - WESTERN INLET	
Organo-Phosphorus Pesticide Analysis (EPA Method 8141A).....	6
2602229-02 - SOUTH BASIN - EASTERN INLET	
Organo-Phosphorus Pesticide Analysis (EPA Method 8141A).....	7

Quality Control Reports

Organo-Phosphorus Pesticide Analysis (EPA Method 8141A)	
Method Blank Analysis.....	8
Laboratory Control Sample.....	9

Notes

Notes and Definitions.....	10
----------------------------	----



ENTHALPY
ANALYTICAL

931 West Barkley Ave
Orange, CA 92868
(714) 771-6900



2602229

Subcontract Laboratory: 2602229
Pace Laboratories
4100 Atlas Court
Bakersfield, CA 93308
ATTN: Ragen Schallock
PO #: Required, to be sent via email

Enthalpy Order: EO-552835
PM: David Tripp
Email: david.tripp@enthalpy.com
CC: incomingreports@enthalpy.com
Phone: 657-581-4710

Results Due: 02/12/26
Report Level: II
Report To: MDL
EDDs: ELM_TransferOut (Standard Excel Transfer EDD, 3 tabs)

Notes:

CHIQUITA Stormwater

Sample ID	Collected	Lab ID	# Cont.	Matrix	Analysis Requested	Comment
SOUTH BASIN - WESTERN INLET	10-FEB-2026 22:26	552835-001	1	Water	Organophosphorus Pesticides	-1
SOUTH BASIN - EASTERN INLET	10-FEB-2026 22:37	552835-002	1	Water	Organophosphorus Pesticides	-2

Notes:	Relinquished By:	Received By:
	<i>On Palati</i>	<i>Ramon Capone</i>
	Date: 2-11-26 14:55	Date: 02-12-26 1045
	Date:	Date:
	Date:	Date:

PAGE ANALYTICAL		COOLER RECEIPT FORM		Page <u>2</u> Of <u>2</u>	
Submission #: <u>2602229</u>					
Fed Ex <input checked="" type="checkbox"/> Pace Lab Field Service <input type="checkbox"/>		SHIPPING INFORMATION UPS <input type="checkbox"/> GSO / GLS <input type="checkbox"/> Hand Delivery <input type="checkbox"/> Other <input type="checkbox"/> (Specify) _____		SHIPPING CONTAINER Ice Chest <input type="checkbox"/> None <input type="checkbox"/> Box <input type="checkbox"/> Other <input type="checkbox"/> (Specify) _____	
FREE LIQUID YES <input checked="" type="checkbox"/> NO <input type="checkbox"/> (W) S					
Refrigerant: Ice <input checked="" type="checkbox"/> Blue Ice <input type="checkbox"/> None <input type="checkbox"/> Other <input type="checkbox"/> Comments: _____					
Custody Seals Ice Chest <input type="checkbox"/> Containers <input type="checkbox"/> None <input checked="" type="checkbox"/> Comments: _____ Intact? Yes <input type="checkbox"/> No <input type="checkbox"/> Intact? Yes <input type="checkbox"/> No <input type="checkbox"/>					
All samples received? Yes <input checked="" type="checkbox"/> No <input type="checkbox"/> All samples containers intact? Yes <input checked="" type="checkbox"/> No <input type="checkbox"/> Description(s) match COC? Yes <input checked="" type="checkbox"/> No <input type="checkbox"/>					
COC Received <input checked="" type="checkbox"/> YES <input type="checkbox"/> NO		Emissivity: <u>0.97</u> Container: <u>MA</u> Thermometer ID: <u>274</u>		Date/Time <u>02/12/26</u>	
		Temperature: (A) <u>2.8</u> °C / (C) <u>3.1</u> °C		Analyst Init <u>CSB/1045</u>	

SAMPLE CONTAINERS	SAMPLE NUMBERS									
	1	2	3	4	5	6	7	8	9	10
QT PE UNPRES										
4oz / 8oz / 16oz PE UNPRES										
2oz Cr*										
QT INORGANIC CHEMICAL METALS										
INORGANIC CHEMICAL METALS 4oz / 8oz / 16oz										
PT CYANIDE										
PT NITROGEN FORMS										
PT TOTAL SULFIDE										
2oz. NITRATE / NITRITE										
PT TOTAL ORGANIC CARBON										
PT CHEMICAL OXYGEN DEMAND										
PIA PHENOLICS										
40ml VOA VIAL TRAVEL BLANK										
40ml VOA VIAL										
QT EPA 1664B										
PT ODOR										
RADIOLOGICAL										
BACTERIOLOGICAL										
40 ml VOA VIAL- 504										
QT EPA 508/608.3/8081A										
QT EPA 515.1/8151A										
QT EPA 525.2										
QT EPA 525.2 TRAVEL BLANK										
40ml EPA 547										
40ml EPA 531.1										
8oz EPA 548.1										
QT EPA 549.2										
QT EPA 8015M										
QT EPA 8270C										
8oz / 16oz / 32oz AMBER		A	A							
8oz / 16oz / 32oz JAR										
SOIL SLEEVE										
PCB VIAL										
PLASTIC BAG										
TEDLAR BAG										
FERROUS IRON										
ENCORE										
SMART KIT										
SUMMA CANISTER										

CHK BY CLZ DISTRIBUTION
 SUB OUT

Comments: _____
 Sample Numbering Completed By: Sub Date/Time: 2/12/26 1312 Rev 23 05/20/22
 A = Actual / C = Corrected [S:\WP\Doc\WordPa\FactLAB_DOCS\FORMS\SAMRECRev 20]

Enthalpy Analytical - Orange
931 West Barkley Avenue
Orange, CA 92868

Reported: 02/24/2026 16:25
Project: Chiquita Canyon Landfill Stormwater
Project Number: 552835
Project Manager: David Tripp

Laboratory / Client Sample Cross Reference

Laboratory	Client Sample Information			
2602229-01	COC Number:	---	Receive Date:	02/12/2026 10:45
	Project Number:	---	Sampling Date:	02/10/2026 22:26
	Sampling Location:	---	Sample Depth:	---
	Sampling Point:	SOUTH BASIN - WESTERN INLET	Lab Matrix:	Water
	Sampled By:	CLIENT	Sample Type:	Water
<hr/>				
2602229-02	COC Number:	---	Receive Date:	02/12/2026 10:45
	Project Number:	---	Sampling Date:	02/10/2026 22:37
	Sampling Location:	---	Sample Depth:	---
	Sampling Point:	SOUTH BASIN - EASTERN INLET	Lab Matrix:	Water
	Sampled By:	Client	Sample Type:	Water

Enthalpy Analytical - Orange
931 West Barkley Avenue
Orange, CA 92868

Reported: 02/24/2026 16:25
Project: Chiquita Canyon Landfill Stormwater
Project Number: 552835
Project Manager: David Tripp

Organo-Phosphorus Pesticide Analysis (EPA Method 8141A)

Pace Sample ID: 2602229-01	Client Sample Name: SOUTH BASIN - WESTERN INLET, 2/10/2026 10:26:00PM, CLIENT
-----------------------------------	--

Constituent	Result	Units	PQL	MDL	Method	MB Bias	Lab Quals	DCN
Azinphos methyl	ND	ug/L	0.50	0.12	EPA-8141A	ND		1
Bolstar	ND	ug/L	0.20	0.050	EPA-8141A	ND		1
Chlorpyrifos	ND	ug/L	0.20	0.050	EPA-8141A	ND		1
Coumaphos	ND	ug/L	0.50	0.11	EPA-8141A	ND		1
Demeton O/S	ND	ug/L	0.20	0.056	EPA-8141A	ND		1
Diazinon	ND	ug/L	0.20	0.050	EPA-8141A	ND		1
Dichlorvos	ND	ug/L	0.20	0.050	EPA-8141A	ND		1
Disulfoton	ND	ug/L	0.20	0.050	EPA-8141A	ND		1
Ethoprop	ND	ug/L	0.20	0.052	EPA-8141A	ND		1
Fensulfothion	ND	ug/L	0.20	0.051	EPA-8141A	ND		1
Fenthion	ND	ug/L	0.20	0.050	EPA-8141A	ND		1
Merphos	ND	ug/L	0.20	0.050	EPA-8141A	ND		1
Methyl parathion	ND	ug/L	0.20	0.050	EPA-8141A	ND		1
Mevinphos	ND	ug/L	0.20	0.050	EPA-8141A	ND		1
Naled	ND	ug/L	0.50	0.17	EPA-8141A	ND		1
Phorate	ND	ug/L	0.20	0.066	EPA-8141A	ND		1
Ronnel (Fenclorphos)	ND	ug/L	0.20	0.050	EPA-8141A	ND		1
Stirophos (Tetrachlorvinphos)	ND	ug/L	0.20	0.082	EPA-8141A	ND		1
Tokuthion (Prothiofos)	ND	ug/L	0.20	0.050	EPA-8141A	ND		1
Trichloronate	ND	ug/L	0.20	0.050	EPA-8141A	ND		1
Triphenylphosphate (Surrogate)	62.6	%	50 - 130 (LCL - UCL)		EPA-8141A			1

DCN	Method	Prep Date	Run		Analyst	Instrument	Dilution	QC	
			Date/Time					Batch ID	Prep Method
1	EPA-8141A	02/17/26 16:30	02/20/26	17:56	IJC	GC-18	0.926	B227388	EPA 3510C

DCN = Data Continuation Number



Enthalpy Analytical - Orange
 931 West Barkley Avenue
 Orange, CA 92868

Reported: 02/24/2026 16:25
 Project: Chiquita Canyon Landfill Stormwater
 Project Number: 552835
 Project Manager: David Tripp

Organo-Phosphorus Pesticide Analysis (EPA Method 8141A)

Pace Sample ID: 2602229-02 **Client Sample Name:** SOUTH BASIN - EASTERN INLET, 2/10/2026 10:37:00PM, Client

Constituent	Result	Units	PQL	MDL	Method	MB Bias	Lab Quals	DCN
Azinphos methyl	ND	ug/L	0.50	0.12	EPA-8141A	ND		1
Bolstar	ND	ug/L	0.20	0.050	EPA-8141A	ND		1
Chlorpyrifos	ND	ug/L	0.20	0.050	EPA-8141A	ND		1
Coumaphos	ND	ug/L	0.50	0.11	EPA-8141A	ND		1
Demeton O/S	ND	ug/L	0.20	0.056	EPA-8141A	ND		1
Diazinon	ND	ug/L	0.20	0.050	EPA-8141A	ND		1
Dichlorvos	ND	ug/L	0.20	0.050	EPA-8141A	ND		1
Disulfoton	ND	ug/L	0.20	0.050	EPA-8141A	ND		1
Ethoprop	ND	ug/L	0.20	0.052	EPA-8141A	ND		1
Fensulfothion	ND	ug/L	0.20	0.051	EPA-8141A	ND		1
Fenthion	ND	ug/L	0.20	0.050	EPA-8141A	ND		1
Merphos	ND	ug/L	0.20	0.050	EPA-8141A	ND		1
Methyl parathion	ND	ug/L	0.20	0.050	EPA-8141A	ND		1
Mevinphos	ND	ug/L	0.20	0.050	EPA-8141A	ND		1
Naled	ND	ug/L	0.50	0.17	EPA-8141A	ND		1
Phorate	ND	ug/L	0.20	0.066	EPA-8141A	ND		1
Ronnel (Fenchlorphos)	ND	ug/L	0.20	0.050	EPA-8141A	ND		1
Stirophos (Tetrachlorvinphos)	ND	ug/L	0.20	0.082	EPA-8141A	ND		1
Tokuthion (Prothiofos)	ND	ug/L	0.20	0.050	EPA-8141A	ND		1
Trichloronate	ND	ug/L	0.20	0.050	EPA-8141A	ND		1
Triphenylphosphate (Surrogate)	98.0	%	50 - 130 (LCL - UCL)		EPA-8141A			1

DCN	Method	Prep Date	Run		Analyst	Instrument	Dilution	QC	
			Date/Time					Batch ID	Prep Method
1	EPA-8141A	02/17/26 16:30	02/20/26	18:25	IJC	GC-18	0.943	B227388	EPA 3510C

DCN = Data Continuation Number

The results in this report apply to the samples analyzed in accordance with the chain of custody document. This analytical report must be reproduced in its entirety.
 All results listed in this report are for the exclusive use of the submitting party. Pace Analytical assumes no responsibility for report alteration, separation, detachment or third party interpretation.

Enthalpy Analytical - Orange
931 West Barkley Avenue
Orange, CA 92868

Reported: 02/24/2026 16:25
Project: Chiquita Canyon Landfill Stormwater
Project Number: 552835
Project Manager: David Tripp

Organo-Phosphorus Pesticide Analysis (EPA Method 8141A)

Quality Control Report - Method Blank Analysis

Constituent	QC Sample ID	MB Result	Units	PQL	MDL	Lab Quals	Run #
QC Batch ID: B227388							
Azinphos methyl	B227388-BLK1	ND	ug/L	0.50	0.12		1
Bolstar	B227388-BLK1	ND	ug/L	0.20	0.050		1
Chlorpyrifos	B227388-BLK1	ND	ug/L	0.20	0.050		1
Coumaphos	B227388-BLK1	ND	ug/L	0.50	0.11		1
Demeton O/S	B227388-BLK1	ND	ug/L	0.20	0.056		1
Diazinon	B227388-BLK1	ND	ug/L	0.20	0.050		1
Dichlorvos	B227388-BLK1	ND	ug/L	0.20	0.050		1
Disulfoton	B227388-BLK1	ND	ug/L	0.20	0.050		1
Ethoprop	B227388-BLK1	ND	ug/L	0.20	0.052		1
Fensulfothion	B227388-BLK1	ND	ug/L	0.20	0.051		1
Fenthion	B227388-BLK1	ND	ug/L	0.20	0.050		1
Merphos	B227388-BLK1	ND	ug/L	0.20	0.050		1
Methyl parathion	B227388-BLK1	ND	ug/L	0.20	0.050		1
Mevinphos	B227388-BLK1	ND	ug/L	0.20	0.050		1
Naled	B227388-BLK1	ND	ug/L	0.50	0.17		1
Phorate	B227388-BLK1	ND	ug/L	0.20	0.066		1
Ronnel (Fenchlorphos)	B227388-BLK1	ND	ug/L	0.20	0.050		1
Stirophos (Tetrachlorvinphos)	B227388-BLK1	ND	ug/L	0.20	0.082		1
Tokuthion (Prothiofos)	B227388-BLK1	ND	ug/L	0.20	0.050		1
Trichloronate	B227388-BLK1	ND	ug/L	0.20	0.050		1
Triphenylphosphate (Surrogate)	B227388-BLK1	116	%	50 - 130 (LCL - UCL)			1

Run #	QC Sample ID	QC Type	Method	Prep Date	Run Date Time	Analyst	Instrument	Dilution
1	B227388-BLK1	PB	EPA-8141A	02/17/26	02/20/26 00:59	IJC	GC-18	1

The results in this report apply to the samples analyzed in accordance with the chain of custody document. This analytical report must be reproduced in its entirety.
All results listed in this report are for the exclusive use of the submitting party. Pace Analytical assumes no responsibility for report alteration, separation, detachment or third party interpretation.

Enthalpy Analytical - Orange
931 West Barkley Avenue
Orange, CA 92868

Reported: 02/24/2026 16:25
Project: Chiquita Canyon Landfill Stormwater
Project Number: 552835
Project Manager: David Tripp

Organo-Phosphorus Pesticide Analysis (EPA Method 8141A)

Quality Control Report - Laboratory Control Sample

Constituent	QC Sample ID	Type	Result	Spike Level	Units	Percent Recovery	RPD	Control Limits		Lab	Run #
								Percent Recovery	RPD		
QC Batch ID: B227388											
Bolstar	B227388-BS1	LCS	1.6500	2.0000	ug/L	82.5		50 - 130			1
	B227388-BSD1	LCSD	1.6300	2.0000	ug/L	81.5	1.2	50 - 130	30		2
Chlorpyrifos	B227388-BS1	LCS	2.0450	2.0000	ug/L	102		60 - 120			1
	B227388-BSD1	LCSD	2.0150	2.0000	ug/L	101	1.5	60 - 120	30		2
Diazinon	B227388-BS1	LCS	1.9750	2.0000	ug/L	98.8		60 - 130			1
	B227388-BSD1	LCSD	1.9700	2.0000	ug/L	98.5	0.3	60 - 130	30		2
Methyl parathion	B227388-BS1	LCS	2.0550	2.0000	ug/L	103		60 - 120			1
	B227388-BSD1	LCSD	2.0800	2.0000	ug/L	104	1.2	60 - 120	30		2
Mevinphos	B227388-BS1	LCS	1.9950	2.0000	ug/L	99.8		50 - 120			1
	B227388-BSD1	LCSD	1.9850	2.0000	ug/L	99.2	0.5	50 - 120	30		2
Ronnel (Fenchlorphos)	B227388-BS1	LCS	2.0800	2.0000	ug/L	104		50 - 120			1
	B227388-BSD1	LCSD	2.0800	2.0000	ug/L	104	0	50 - 120	30		2
Stirophos (Tetrachlorvinphos)	B227388-BS1	LCS	2.0850	2.0000	ug/L	104		50 - 120			1
	B227388-BSD1	LCSD	2.0750	2.0000	ug/L	104	0.5	50 - 120	30		2
Triphenylphosphate (Surrogate)	B227388-BS1	LCS	2.5800	2.5000	ug/L	103		50 - 130			1
	B227388-BSD1	LCSD	2.5050	2.5000	ug/L	100	2.9	50 - 130			2

Run #	QC Sample ID	QC Type	Method	Prep Date	Run		Analyst	Instrument	Dilution
					Date	Time			
1	B227388-BS1	LCS	EPA-8141A	02/17/26	02/20/26	01:29	IJC	GC-18	1
2	B227388-BSD1	LCSD	EPA-8141A	02/17/26	02/20/26	01:58	IJC	GC-18	1

The results in this report apply to the samples analyzed in accordance with the chain of custody document. This analytical report must be reproduced in its entirety.

All results listed in this report are for the exclusive use of the submitting party. Pace Analytical assumes no responsibility for report alteration, separation, detachment or third party interpretation.



Enthalpy Analytical - Orange
931 West Barkley Avenue
Orange, CA 92868

Reported: 02/24/2026 16:25
Project: Chiquita Canyon Landfill Stormwater
Project Number: 552835
Project Manager: David Tripp

Notes And Definitions

- MDL Method Detection Limit
- ND Analyte Not Detected
- PQL Practical Quantitation Limit

The results in this report apply to the samples analyzed in accordance with the chain of custody document. This analytical report must be reproduced in its entirety.
All results listed in this report are for the exclusive use of the submitting party. Pace Analytical assumes no responsibility for report alteration, separation, detachment or third party interpretation.

Laboratory Job Number 552835

Subcontracted Products

McCampbell Analytical, Inc.



McC Campbell Analytical, Inc.

"When Quality Counts"

Analytical Report

WorkOrder: 2602833 **Amended:** 03/13/2026

Revision: 1

Report Created for: Enthalpy Analytical

931 West Barkley Avenue
Orange, CA 92868

Project Contact: David Tripp

Project P.O.: 079649

Project: EO-552835

Project Location:

Project Received: 02/12/2026

Analytical Report reviewed & approved for release on 02/20/2026 by:

Tracy Babjar

Project Manager

The report shall not be reproduced except in full, without the written approval of the laboratory. The analytical results relate only to the items tested. Results reported conform to the most current regulatory standards, where applicable, unless otherwise stated.





Revision History

Client: Enthalpy Analytical

WorkOrder: 2602833

Project: EO-552835

<u>Date</u>	<u>Revision</u>	<u>Reason</u>
03/13/2026	1	Revised to report data less dilute.



Glossary of Terms & Qualifier Definitions

Client: Enthalpy Analytical

WorkOrder: 2602833

Project: EO-552835

Glossary Abbreviation

%D	Serial Dilution Percent Difference
95% Interval	95% Confident Interval
CCV	Continuing Calibration Verification.
CCV REC (%)	The % recovery of Continuing Calibration Verification
DF	Dilution Factor
DI WET	(DISTLC) Waste Extraction Test using DI water
DISS	Dissolved (sample filtered using a 0.45 µm filter size)
DLT	Dilution Test (Serial Dilution)
DUP	Duplicate
EDL	Estimated Detection Limit
ITEF	International Toxicity Equivalence Factor
LCS	Laboratory Control Sample
LCS2	Second LCS for the batch. Spike level is lower than that for the first LCS; applicable to method 1633.
LQL	Lowest Quantitation Level
MB	Method Blank
MB IS/SS % Rec	% Recovery of Internal Standard or Surrogate in Method Blank, if applicable
MB SS % Rec	% Recovery of Surrogate in Method Blank, if applicable
MDL	Method Detection Limit ¹
ML	Minimum Level of Quantitation
MS	Matrix Spike
MSD	Matrix Spike Duplicate
NA	Not Applicable
ND	Not detected at or above the indicated MDL (if present) or RL.
NR	Data Not Reported due to matrix interference or insufficient sample amount.
PDS	Post Digestion Spike
PF	Prep Factor
RD	Relative Difference
RL	Reporting Limit ²
RPD	Relative Percent Difference
RRT	Relative Retention Time
RSD	Relative Standard Deviation
SPK Val	Spike Value
SPKRef Val	Spike Reference Value
SPLP	Synthetic Precipitation Leachate Procedure

¹ MDL is the minimum measured concentration of a substance that can be reported with 99% confidence that the measured concentration is distinguishable from method blank results. Definition and Procedure for the Determination of the Method Detection Limit, Revision 2, 40CFR, Part 136, Appendix B, EPA 821-R-16-006, December 2016. Values are based upon our default extraction volume/amount and are subject to change.

² RL is the lowest level that can be reliably determined within specified limits of precision and accuracy during routine laboratory operating conditions. (The RL cannot be lower than the lowest calibration standard used in the initial calibration of the instrument and must be greater than the MDL.) Values are based upon our default extraction volume/amount and are subject to change.



Glossary of Terms & Qualifier Definitions

Client: Enthalpy Analytical

WorkOrder: 2602833

Project: EO-552835

TCLP	Toxicity Characteristic Leachate Procedure
TEQ	Toxicity Equivalents
TNTC	"Too Numerous to Count;" greater than 250 colonies observed on the plate.
TPH-Diesel	Sample results for semi-volatile TPH (diesel, kerosene, oil, etc) were calculated using a background subtraction procedure to correct for instrument baseline rise (column bleed) as described in Sec 7.7.2.2 of EPA 8015 B, C.
TZA	TimeZone Net Adjustment for sample collected outside of MAI's Coordinated Universal Time (UTC). (Adjustment for Daylight Saving is not accounted.)
WET (STLC)	Waste Extraction Test (Soluble Threshold Limit Concentration)

Analytical Qualifiers

J	Result is less than the RL/ML but greater than the MDL. The reported concentration is an estimated value.
P	Agreement between the quantitative dual-column confirmation results exceed method recommended limits of 40% RPD. The lowest concentration is reported.
a3	Sample diluted due to high organic content interfering with quantitative/or qualitative analysis.



Analytical Report

Client: Enthalpy Analytical
Date Received: 02/12/2026 9:30
Date Prepared: 02/13/2026
Project: EO-552835

WorkOrder: 2602833
Extraction Method: E8151A
Analytical Method: E8151A
Unit: µg/L

Chlorinated Herbicides by GC-ECD

Client ID	Lab ID	Matrix	Date Collected	Instrument FileID	Batch ID
SOUTH BASIN-WESTERN INLET	2602833-001A	Water	02/10/2026 22:26	GC15A 03112623.D	335618

Analytes	Result	MDL	RL	DF	Date Analyzed
Acifluorfen	ND	0.53	1.0	1	03/11/2026 17:11
Bentazon	ND	0.32	1.0	1	03/11/2026 17:11
Chloramben	ND	0.64	1.0	1	03/11/2026 17:11
2,4-D (Dichlorophenoxyacetic acid)	ND	0.079	0.20	1	03/11/2026 17:11
2,4-DB	ND	0.42	1.0	1	03/11/2026 17:11
Dalapon	ND	0.77	1.0	1	03/11/2026 17:11
D CPA (mono & diacid)	ND	0.50	1.0	1	03/11/2026 17:11
Dicamba	ND	0.074	0.20	1	03/11/2026 17:11
3,5-Dichlorobenzoic Acid	ND	0.24	1.0	1	03/11/2026 17:11
Dichloroprop	ND	0.35	1.0	1	03/11/2026 17:11
Dinoseb (DNBP)	ND	0.30	1.0	1	03/11/2026 17:11
MCPA	ND	1.3	2.0	1	03/11/2026 17:11
MCPP	ND	1.2	2.0	1	03/11/2026 17:11
4-Nitrophenol	ND	0.77	1.0	1	03/11/2026 17:11
Pentachlorophenol (PCP)	ND	0.055	0.20	1	03/11/2026 17:11
Picloram	ND	0.38	1.0	1	03/11/2026 17:11
2,4,5-T (Trichlorophenoxy acetic acid)	ND	0.10	0.20	1	03/11/2026 17:11
2,4,5-TP (Silvex)	ND	0.16	0.50	1	03/11/2026 17:11

Surrogates	REC (%)	Limits	DF	Date Analyzed
DCAA	99	60-140	1	03/11/2026 17:11

Analyst(s): DP



Analytical Report

Client: Enthelpy Analytical
Date Received: 02/12/2026 9:30
Date Prepared: 02/13/2026
Project: EO-552835

WorkOrder: 2602833
Extraction Method: E8151A
Analytical Method: E8151A
Unit: µg/L

Chlorinated Herbicides by GC-ECD

Client ID	Lab ID	Matrix	Date Collected	Instrument FileID	Batch ID
SOUTH BASIN-EASTERN INLET	2602833-002A	Water	02/10/2026 22:37	GC15A 03112624.D	335618

Analytes	Result	Qualifiers	MDL	RL	DF	Date Analyzed
Acifluorfen	ND		0.53	1.0	1	03/11/2026 17:36
Bentazon	ND		0.32	1.0	1	03/11/2026 17:36
Chloramben	ND		0.64	1.0	1	03/11/2026 17:36
2,4-D (Dichlorophenoxyacetic acid)	ND		0.079	0.20	1	03/11/2026 17:36
2,4-DB	ND		0.42	1.0	1	03/11/2026 17:36
Dalapon	ND		0.77	1.0	1	03/11/2026 17:36
D CPA (mono & diacid)	ND		0.50	1.0	1	03/11/2026 17:36
Dicamba	ND		0.074	0.20	1	03/11/2026 17:36
3,5-Dichlorobenzoic Acid	ND		0.24	1.0	1	03/11/2026 17:36
Dichloroprop	ND		0.35	1.0	1	03/11/2026 17:36
Dinoseb (DNBP)	ND		0.30	1.0	1	03/11/2026 17:36
MCPA	ND		1.3	2.0	1	03/11/2026 17:36
MCPP	ND		1.2	2.0	1	03/11/2026 17:36
4-Nitrophenol	ND		0.77	1.0	1	03/11/2026 17:36
Pentachlorophenol (PCP)	0.080	JP	0.055	0.20	1	03/11/2026 17:36
Picloram	ND		0.38	1.0	1	03/11/2026 17:36
2,4,5-T (Trichlorophenoxy acetic acid)	ND		0.10	0.20	1	03/11/2026 17:36
2,4,5-TP (Silvex)	ND		0.16	0.50	1	03/11/2026 17:36

Surrogates	REC (%)	Limits	DF	Date Analyzed
DCAA	91	60-140	1	03/11/2026 17:36

Analyst(s): DP



Analytical Report

Client: Enthalpy Analytical
Date Received: 02/12/2026 9:30
Date Prepared: 02/17/2026
Project: EO-552835

WorkOrder: 2602833
Extraction Method: RSK175
Analytical Method: RSK175
Unit: µg/L

Dissolved Carbon Dioxide by RSK 175

Client ID	Lab ID	Matrix	Date Collected	Instrument FileID	Batch ID
SOUTH BASIN-WESTERN INLET	2602833-001B	Water	02/10/2026 22:26	GC26 0217261005.D	335857

Analytes	Result	MDL	RL	DF	Date Analyzed
Carbon Dioxide	2000	100	100	2	02/17/2026 14:31

Analyst(s): CLO

Client ID	Lab ID	Matrix	Date Collected	Instrument FileID	Batch ID
SOUTH BASIN-EASTERN INLET	2602833-002B	Water	02/10/2026 22:37	GC26 0217261006.D	335857

Analytes	Result	MDL	RL	DF	Date Analyzed
Carbon Dioxide	1200	50	50	1	02/17/2026 15:01

Analyst(s): CLO



Quality Control Report

Client: Enthelpy Analytical
Date Prepared: 02/13/2026
Date Analyzed: 02/14/2026 - 02/19/2026
Instrument: GC15A
Matrix: Water
Project: EO-552835

WorkOrder: 2602833
BatchID: 335618
Extraction Method: E8151A
Analytical Method: E8151A
Unit: µg/L
Sample ID: MB/LCS/LCSD-335618

QC Summary Report for E8151A

Analyte	MB Result	MDL	RL	SPK Val	MB IS/SS %REC	MB IS/SS Limits
Acifluorfen	ND	0.53	1.0	-	-	-
Bentazon	ND	0.32	1.0	-	-	-
Chloramben	ND	0.64	1.0	-	-	-
2,4-D (Dichlorophenoxyacetic acid)	ND	0.079	0.20	-	-	-
2,4-DB	ND	0.42	1.0	-	-	-
Dalapon	ND	0.77	1.0	-	-	-
DCPA (mono & diacid)	ND	0.50	1.0	-	-	-
Dicamba	ND	0.074	0.20	-	-	-
3,5-Dichlorobenzoic Acid	ND	0.24	1.0	-	-	-
Dichloroprop	ND	0.35	1.0	-	-	-
Dinoseb (DNBP)	ND	0.30	1.0	-	-	-
MCPA	ND	1.3	2.0	-	-	-
MCPP	ND	1.2	2.0	-	-	-
4-Nitrophenol	ND	0.77	1.0	-	-	-
Pentachlorophenol (PCP)	ND	0.055	0.20	-	-	-
Picloram	ND	0.38	1.0	-	-	-
2,4,5-T (Trichlorophenoxy acetic acid)	ND	0.10	0.20	-	-	-
2,4,5-TP (Silvex)	ND	0.16	0.50	-	-	-
Surrogate Recovery						
DCAA	7.0			10	70	70-130

(Cont.)



Quality Control Report

Client: Enthalpy Analytical
Date Prepared: 02/13/2026
Date Analyzed: 02/14/2026 - 02/19/2026
Instrument: GC15A
Matrix: Water
Project: EO-552835

WorkOrder: 2602833
BatchID: 335618
Extraction Method: E8151A
Analytical Method: E8151A
Unit: µg/L
Sample ID: MB/LCS/LCSD-335618

QC Summary Report for E8151A

Analyte	LCS Result	LCSD Result	SPK Val	LCS %REC	LCSD %REC	LCS/LCSD Limits	RPD	RPD Limit
Acifluorfen	11	11	10	114	108	70-130	5.35	30
Bentazon	11	11	10	110	112	70-130	1.49	30
Chloramben	11	11	10	113	112	70-130	0.242	30
2,4-D (Dichlorophenoxyacetic acid)	10	9.7	10	103	97	70-130	6.29	30
2,4-DB	11	12	10	114	116	70-130	1.38	30
Dalapon	9.8	9.5	10	98	95	70-130	3.15	30
DCPA (mono & diacid)	10	10	10	102	101	70-130	1.77	30
Dicamba	10	9.9	10	100	99	70-130	0.684	30
3,5-Dichlorobenzoic Acid	9.7	9.5	10	97	95	70-130	1.66	30
Dichloroprop	11	9.8	10	106	98	70-130	7.88	30
Dinoseb (DNBP)	11	11	10	106	108	70-130	0.965	30
MCPA	93	95	100	93	95	70-130	2.65	30
MCPP	100	100	100	103	105	70-130	1.92	30
4-Nitrophenol	7.2	7.1	10	72	71	70-130	1.65	30
Pentachlorophenol (PCP)	10	10	10	103	102	70-130	0.861	30
Picloram	11	10	10	106	101	70-130	4.39	30
2,4,5-T (Trichlorophenoxy acetic acid)	11	11	10	107	106	70-130	1.34	30
2,4,5-TP (Silvex)	11	10	10	107	104	70-130	3.53	30
Surrogate Recovery								
DCAA	8.2	8.2	10	82	82	70-130	0.0564	30



Quality Control Report

Client: Enthalpy Analytical
Date Prepared: 02/17/2026
Date Analyzed: 02/17/2026
Instrument: GC26
Matrix: Water
Project: EO-552835

WorkOrder: 2602833
BatchID: 335857
Extraction Method: RSK175
Analytical Method: RSK175
Unit: µg/L
Sample ID: MB/LCS/LCSD-335857

QC Summary Report for RSK175

Analyte	MB Result	MDL	RL			
Carbon Dioxide	ND	50	50	-	-	-

Analyte	LCS Result	LCSD Result	SPK Val	LCS %REC	LCSD %REC	LCS/LCSD Limits	RPD	RPD Limit
Carbon Dioxide	190	150	187.2	100	82	70-130	20.7	30



Certified Analyte List

Client: Enthalpy Analytical

WorkOrder: 2602833

Project: EO-552835

Analyte	Cert 1	Cert 2	Cert 3	Cert 4	Cert 5	Analytical Method	Matrix
2,4,5-T (Trichlorophenoxy acetic acid)	<input checked="" type="radio"/>	<input checked="" type="radio"/>	<input type="radio"/>	<input type="radio"/>	<input type="radio"/>	E8151A	Water
2,4,5-TP (Silvex)	<input checked="" type="radio"/>	<input checked="" type="radio"/>	<input type="radio"/>	<input type="radio"/>	<input type="radio"/>	E8151A	Water
2,4-D (Dichlorophenoxyacetic acid)	<input checked="" type="radio"/>	<input checked="" type="radio"/>	<input type="radio"/>	<input type="radio"/>	<input type="radio"/>	E8151A	Water
2,4-DB	<input checked="" type="radio"/>	<input checked="" type="radio"/>	<input type="radio"/>	<input type="radio"/>	<input type="radio"/>	E8151A	Water
3,5-Dichlorobenzoic Acid	<input type="radio"/>	<input checked="" type="radio"/>	<input type="radio"/>	<input type="radio"/>	<input type="radio"/>	E8151A	Water
4-Nitrophenol	<input checked="" type="radio"/>	<input checked="" type="radio"/>	<input type="radio"/>	<input type="radio"/>	<input type="radio"/>	E8151A	Water
Acifluorfen	<input type="radio"/>	<input checked="" type="radio"/>	<input type="radio"/>	<input type="radio"/>	<input type="radio"/>	E8151A	Water
Bentazon	<input type="radio"/>	<input checked="" type="radio"/>	<input type="radio"/>	<input type="radio"/>	<input type="radio"/>	E8151A	Water
Chloramben	<input type="radio"/>	<input checked="" type="radio"/>	<input type="radio"/>	<input type="radio"/>	<input type="radio"/>	E8151A	Water
Dalapon	<input checked="" type="radio"/>	<input checked="" type="radio"/>	<input type="radio"/>	<input type="radio"/>	<input type="radio"/>	E8151A	Water
DCPA (mono & diacid)	<input type="radio"/>	<input checked="" type="radio"/>	<input type="radio"/>	<input type="radio"/>	<input type="radio"/>	E8151A	Water
Dicamba	<input checked="" type="radio"/>	<input checked="" type="radio"/>	<input type="radio"/>	<input type="radio"/>	<input type="radio"/>	E8151A	Water
Dichloroprop	<input checked="" type="radio"/>	<input checked="" type="radio"/>	<input type="radio"/>	<input type="radio"/>	<input type="radio"/>	E8151A	Water
Dinoseb (DNBP)	<input checked="" type="radio"/>	<input checked="" type="radio"/>	<input type="radio"/>	<input type="radio"/>	<input type="radio"/>	E8151A	Water
MCPA	<input checked="" type="radio"/>	<input checked="" type="radio"/>	<input type="radio"/>	<input type="radio"/>	<input type="radio"/>	E8151A	Water
MCPP	<input checked="" type="radio"/>	<input checked="" type="radio"/>	<input type="radio"/>	<input type="radio"/>	<input type="radio"/>	E8151A	Water
Pentachlorophenol (PCP)	<input checked="" type="radio"/>	<input checked="" type="radio"/>	<input type="radio"/>	<input type="radio"/>	<input type="radio"/>	E8151A	Water
Picloram	<input type="radio"/>	<input checked="" type="radio"/>	<input type="radio"/>	<input type="radio"/>	<input type="radio"/>	E8151A	Water

Certifications

Cert 1 CA ELAP 1644
 Cert 2 ORELAP (NELAP) 4033

The Certified Analyte Report lists the compounds for which MAI is accredited at the time of issuance. Although MAI holds multiple accreditations, methods with extensive compound lists may not be fully accredited due to state agency availability.



1534 Willow Pass Rd
Pittsburg, CA 94565-1701
(925) 252-9262

WaterTrax CLIP EDF

CHAIN-OF-CUSTODY RECORD

WorkOrder: 2602833

ClientCode: ENO

QuoteID: 262776

EQulS Dry-Weight Email HardCopy ThirdParty J-flag

Detection Summary Excel [A1_Standard_QC]

Report to:

David Tripp
Enthalpy Analytical
931 West Barkley Avenue
Orange, CA 92868
657-581-4710 FAX:

Email: david.tripp@enthalpy.com
cc/3rd Party: incomingreports@enthalpy.com;
PO: 079649
Project: EO-552835

Bill to:

Accounts Payable/Enthalpy SoCal
Montrose Environmental Group
PO Box 842165
Boston, MA 02284-2165
003EL_ap@montrose-env.com

Requested TAT: 5 days;

Date Received: 02/12/2026

Date Logged: 02/12/2026

Lab ID	ClientSampID	Matrix	Collection Date	Hold	Requested Tests (See legend below)												
					1	2	3	4	5	6	7	8	9	10	11	12	
2602833-001	SOUTH BASIN-WESTERN INLET	Water	2/10/2026 22:26	<input type="checkbox"/>	A	A	B										
2602833-002	SOUTH BASIN-EASTERN INLET	Water	2/10/2026 22:37	<input type="checkbox"/>	A	A	B										

Test Legend:

1	8151_W
5	
9	

2	PRDisposal Fee
6	
10	

3	RSK175_CO2_W
7	
11	

4	
8	
12	

Project Manager: Jena Alfaro

Prepared by: Agustina Venegas

Comments:

NOTE: Soil samples are discarded 60 days after receipt unless other arrangements are made (Water samples are 30 days).
Hazardous samples will be returned to client or disposed of at client expense.



WORK ORDER SUMMARY

Client Name: ENTHALPY ANALYTICAL
Client Contact: David Tripp
Contact's Email: david.tripp@enthalpy.com

Project: EO-552835

Work Order: 2602833
QC Level: LEVEL 2
Date Logged: 2/12/2026

Comments:

WaterTrax CLIP EDF Excel EQUIS Email HardCopy ThirdParty J-flag

LabID	ClientSampID	Matrix	Test Name	Cont./Comp.	Bottle & Preservative	U**	Head Space	Dry-Weight	Collection Date & Time	TAT	Test Due Date	Sediment Content	Hold	Sub Out
001A	SOUTH BASIN-WESTERN INLET	Water	E8151A (Chlorinated Herbicides)	1	1LA Narrow Mouth, Unpres	<input type="checkbox"/>	<input type="checkbox"/>	<input type="checkbox"/>	2/10/2026 22:26	5 days	2/20/2026	Present	<input type="checkbox"/>	<input type="checkbox"/>
001B	SOUTH BASIN-WESTERN INLET	Water	RSK175 (CO2)	2	VOA, Unpres	<input type="checkbox"/>	<input type="checkbox"/>	<input type="checkbox"/>	2/10/2026 22:26	5 days	2/20/2026	Present	<input type="checkbox"/>	<input type="checkbox"/>
002A	SOUTH BASIN-EASTERN INLET	Water	E8151A (Chlorinated Herbicides)	1	1LA Narrow Mouth, Unpres	<input type="checkbox"/>	<input type="checkbox"/>	<input type="checkbox"/>	2/10/2026 22:37	5 days	2/20/2026	Present	<input type="checkbox"/>	<input type="checkbox"/>
002B	SOUTH BASIN-EASTERN INLET	Water	RSK175 (CO2)	2	VOA, Unpres	<input type="checkbox"/>	<input type="checkbox"/>	<input type="checkbox"/>	2/10/2026 22:37	5 days	2/20/2026	Present	<input type="checkbox"/>	<input type="checkbox"/>

NOTES: * STLC and TCLP extractions require 2 days to complete; therefore, all TATs begin after the extraction is completed (i.e., One-day TAT yields results in 3 days from sample submission).

- ISM prep requires 5 to 10 days to complete; therefore, all TATs begin after the extraction is completed (i.e., One-day TAT yields results in 6 to 11 days from sample submission). Due date listed on WO summary will not accurately reflect the time needed for sample preparation.

- Organic extracts are held for 40 days before disposal; Inorganic extract are held for 30 days.

- MAI assumes that all material present in the provided sampling container is considered part of the sample - MAI does not exclude any material from the sample prior to sample preparation unless requested in writing by the client.

U** = An unpreserved container was received for a method that suggests a preservation in order to extend hold time for analysis.

Subcontract Laboratory:
 McCampbell Analytical, Inc.
 1534 Willow Pass Rd.
 Pittsburg, CA 94565
 ATTN: Quote ID: 252619
 PO #: Quote ID: 262776

Enthalpy Order: EO-552835
 PM: David Tripp
 Email: david.tripp@enthalpy.com
 CC: incomingreports@enthalpy.com
 Phone: 657-581-4710

Results Due: Standard TAT (w/ HT RUSH)

Report Level: II
 Report To: MDL
 EDDs: Standard Excel EDD

Notes:

CHIQUITA Stormwater - Hold time rush please, if necessary

Sample ID	Collected	Lab ID	# Cont.	Matrix	Analysis Requested	Comment
SOUTH BASIN - WESTERN INLET	10-FEB-2026 22:26	552835-001	1	Water	EPA 8151A Chlorinated Herbicides	
			2	Water	RSK-175 CO2	
SOUTH BASIN - EASTERN INLET	10-FEB-2026 22:37	552835-002	1	Water	EPA 8151A Chlorinated Herbicides	
			2	Water	RSK-175 CO2	

Notes:	Relinquished By:	Received By:
	<i>David Tripp</i>	<i>David Tripp</i>
	Date: 2-11-26 14:55	Date: 2/12/26 09:30
	Date:	Date:
	Date:	Date:

*0.10 mg/l
IRAI*



Sample Receipt Checklist

Client Name: **Enthalpy Analytical**
 Project: **EO-552835**

Date and Time Received: **2/12/2026 09:30**
 Date Logged: **2/12/2026**
 Received by: **Agustina Venegas**
 Logged by: **Agustina Venegas**

WorkOrder No: **2602833** Matrix: Water
 Carrier: FedEx

Chain of Custody (COC) Information

Chain of custody present?	Yes <input checked="" type="checkbox"/>	No <input type="checkbox"/>	
Chain of custody signed when relinquished and received?	Yes <input checked="" type="checkbox"/>	No <input type="checkbox"/>	
Chain of custody agrees with sample labels?	Yes <input checked="" type="checkbox"/>	No <input type="checkbox"/>	
Sample IDs noted by Client on COC?	Yes <input checked="" type="checkbox"/>	No <input type="checkbox"/>	
Date and Time of collection noted by Client on COC?	Yes <input checked="" type="checkbox"/>	No <input type="checkbox"/>	
Sampler's name noted on COC?	Yes <input type="checkbox"/>	No <input checked="" type="checkbox"/>	
COC agrees with Quote?	Yes <input checked="" type="checkbox"/>	No <input type="checkbox"/>	NA <input type="checkbox"/>
COC quote is active?	Yes <input checked="" type="checkbox"/>	No <input type="checkbox"/>	NA <input type="checkbox"/>

Sample Receipt Information

Custody seals intact on shipping container/cooler?	Yes <input type="checkbox"/>	No <input type="checkbox"/>	NA <input checked="" type="checkbox"/>
Custody seals intact on sample bottles?	Yes <input type="checkbox"/>	No <input type="checkbox"/>	NA <input checked="" type="checkbox"/>
Shipping container/cooler in good condition?	Yes <input checked="" type="checkbox"/>	No <input type="checkbox"/>	
Samples in proper containers/bottles?	Yes <input checked="" type="checkbox"/>	No <input type="checkbox"/>	
Sample containers intact?	Yes <input checked="" type="checkbox"/>	No <input type="checkbox"/>	
Sufficient sample volume for indicated test?	Yes <input checked="" type="checkbox"/>	No <input type="checkbox"/>	

Sample Preservation and Hold Time (HT) Information

All samples received within holding time?	Yes <input checked="" type="checkbox"/>	No <input type="checkbox"/>	NA <input type="checkbox"/>
Samples Received on Ice?	Yes <input checked="" type="checkbox"/>	No <input type="checkbox"/>	

(Ice Type: OTHERS)

Sample/Temp Blank temperature		Temp: 0.1°C	NA <input type="checkbox"/>
ZHS conditional analyses: VOA meets zero headspace requirement (VOCs, TPHg/BTEX, RSK)?	Yes <input checked="" type="checkbox"/>	No <input type="checkbox"/>	NA <input type="checkbox"/>
Sample labels checked for correct preservation?	Yes <input checked="" type="checkbox"/>	No <input type="checkbox"/>	
pH acceptable upon receipt (Metal: <2)?	Yes <input type="checkbox"/>	No <input type="checkbox"/>	NA <input checked="" type="checkbox"/>

UCMR Samples:

pH tested and acceptable upon receipt (200.7: ≤2; 533: 6 - 8; 537.1: 6 - 8)?	Yes <input type="checkbox"/>	No <input type="checkbox"/>	NA <input checked="" type="checkbox"/>
Free Chlorine tested and acceptable upon receipt (<0.1mg/L) [not applicable to 200.7]?	Yes <input type="checkbox"/>	No <input type="checkbox"/>	NA <input checked="" type="checkbox"/>

Comments:

Laboratory Job Number 552835

Subcontracted Products

Enthalpy - El Dorado Hills



March 05, 2026

**Enthalpy Analytical - El Dorado Hills
Work Order No. 2602133**

Mr. David Tripp
Enthalpy Analytical
931 W. Barkley Avenue
Orange, CA 92868

Dear Mr. Tripp,

Enclosed are the results for the sample set received at Enthalpy Analytical - EDH on February 12, 2026 under your Project Name 'EO-552835'.

Enthalpy Analytical - EDH is committed to serving you effectively. If you require additional information, please contact me at 916-673-1520 or by email at mark.rein@enthalpy.com.

Thank you for choosing Enthalpy Analytical - EDH as part of your analytical support team.

Sincerely,

A handwritten signature in black ink, appearing to read 'Mark Rein', is displayed within a light grey rectangular box.

Mark Rein
Project Manager

Enthalpy Analytical -EDH certifies that the report herein meets all the requirements set forth by NELAP for those applicable test methods. Results relate only to the samples as received by the laboratory. This report should not be reproduced except in full without the written approval of Enthalpy Analytical -EDH.

Enthalpy Analytical - EDH Work Order No. 2602133

Case Narrative

Sample Condition on Receipt:

Two water samples were received and stored securely in accordance with Enthalpy Analytical - EDH standard operating procedures and EPA methodology. The samples were received in good condition and within the method temperature requirements.

Analytical Notes:

EPA Method 8290A

These samples were extracted and analyzed for 2,3,7,8-TCDD by EPA Method 8290A using a ZB-DIOXIN GC column.

Holding Times

The method holding time criteria were met for these samples.

Quality Control

The Initial Calibration and Continuing Calibration Verifications met the method acceptance criteria.

A Method Blank and Ongoing Precision and Recovery (OPR) sample were extracted and analyzed with the preparation batch. No analytes were detected above the sample quantitation limits in the Method Blank. The OPR recoveries were within the method acceptance criteria.

Labeled standard recoveries for all QC and field samples were within method acceptance criteria.

TABLE OF CONTENTS

Case Narrative.....	1
Table of Contents.....	3
Sample Inventory.....	4
Analytical Results.....	5
Qualifiers.....	10
Certifications.....	11
Sample Receipt.....	12

Sample Inventory Report

Sample ID	Client Sample ID	Sampled	Received	Components/Containers
2602133-01	SOUTH BASIN - WESTERN INLET	10-Feb-26 22:26	12-Feb-26 09:51	Amber Glass NM Bottle, 1L
2602133-02	SOUTH BASIN - EASTERN INLET	10-Feb-26 22:37	12-Feb-26 09:51	Amber Glass NM Bottle, 1L

ANALYTICAL RESULTS

Sample ID: Method Blank
EPA Method 8290A

Client Data		Laboratory Data					
Name:	Enthalpy Analytical	Lab Sample:	B26B311-BLK1	Date Extracted:	26-Feb-26		
Project:	EO-552835	QC Batch:	B26B311	Sample Size:	0.500 L	Column:	ZB-DIOXIN
Matrix:	Aqueous						

Analyte	Conc. (pg/L)	MDL	RL	Qualifiers	Analyzed	Dilution
2,3,7,8-TCDD	ND	3.56	10.0		03-Mar-26 00:00	1
Labeled Standards	Type	% Recovery	Limits	Qualifiers	Analyzed	Dilution
13C-2,3,7,8-TCDD	IS	85.0	40 - 135		03-Mar-26 00:00	1
37Cl-2,3,7,8-TCDD	CRS	90.1	40 - 135		03-Mar-26 00:00	1

MDL - Method Detection Limit

RL - Reporting limit

Results reported to MDL.

Sample ID: OPR
EPA Method 8290A

Client Data		Laboratory Data			
Name:	Enthalpy Analytical	Lab Sample:	B26B311-BS1		
Project:	EO-552835	QC Batch:	B26B311	Date Extracted:	26-Feb-26 04:13
Matrix:	Aqueous	Sample Size:	0.500 L	Column:	ZB-DIOXIN

Analyte	Amt Found (pg/L)	Spike Amt	% Recovery	Limits	Qualifiers	Analyzed	Dilution
2,3,7,8-TCDD	377	400	94.3	70 - 130		27-Feb-26 10:36	1

Labeled Standards	Type	% Recovery	Limits	Qualifiers	Analyzed	Dilution
13C-2,3,7,8-TCDD	IS	69.7	40 - 135		27-Feb-26 10:36	1
37Cl-2,3,7,8-TCDD	CRS	70.2	40 - 135		27-Feb-26 10:36	1

Sample ID: SOUTH BASIN - WESTERN INLET
EPA Method 8290A

Client Data		Laboratory Data				
Name:	Enthalpy Analytical	Lab Sample:	2602133-01	Date Received:	12-Feb-26 09:51	
Project:	EO-552835	QC Batch:	B26B311	Date Extracted:	26-Feb-26	
Matrix:	Water	Sample Size:	0.503 L	Column:	ZB-DIOXIN	
Date Collected:	10-Feb-26 22:26					

Analyte	Conc. (pg/L)	MDL	RL	Qualifiers	Analyzed	Dilution
2,3,7,8-TCDD	ND	3.54	9.94		03-Mar-26 18:23	1
Labeled Standards	Type	% Recovery	Limits	Qualifiers	Analyzed	Dilution
13C-2,3,7,8-TCDD	IS	55.4	40 - 135		03-Mar-26 18:23	1
37Cl-2,3,7,8-TCDD	CRS	60.1	40 - 135		03-Mar-26 18:23	1

MDL - Method Detection Limit

RL - Reporting limit

Results reported to MDL.

Sample ID: SOUTH BASIN - EASTERN INLET
EPA Method 8290A

Client Data		Laboratory Data				
Name:	Enthalpy Analytical	Lab Sample:	2602133-02	Date Received:	12-Feb-26 09:51	
Project:	EO-552835	QC Batch:	B26B311	Date Extracted:	26-Feb-26	
Matrix:	Water	Sample Size:	0.501 L	Column:	ZB-DIOXIN	
Date Collected:	10-Feb-26 22:37					

Analyte	Conc. (pg/L)	MDL	RL	Qualifiers	Analyzed	Dilution
2,3,7,8-TCDD	ND	3.55	9.97		03-Mar-26 19:08	1
Labeled Standards	Type	% Recovery	Limits	Qualifiers	Analyzed	Dilution
13C-2,3,7,8-TCDD	IS	60.7	40 - 135		03-Mar-26 19:08	1
37Cl-2,3,7,8-TCDD	CRS	58.8	40 - 135		03-Mar-26 19:08	1

MDL - Method Detection Limit

RL - Reporting limit

Results reported to MDL.

DATA QUALIFIERS & ABBREVIATIONS

B	Compound was also detected in the method blank
Conc.	Concentration
CRS	Cleanup Recovery Standard
D	Dilution
DL	Detection Limit
E	Concentration exceeded the calibration range
EDL	Estimated Detection Limit
EMPC	Estimated Maximum Possible Concentration
H	Recovery and/or RPD was outside laboratory acceptance limits
I	Chemical Interference
IS	Internal Standard
J	Estimated Concentration below the Reporting Limit/LOQ
LOD	Limit of Detection
LOQ	Limit of Quantitation
MDL	Method Detection Limit
NA	Not Applicable
ND	Not Detected
OPR	Ongoing Precision and Recovery sample
P	Concentration may include contribution from chlorinated diphenyl ether(s).
Q	Ion transition ratio is outside of the acceptance criteria.
RL	Reporting Limit (MRL)
TEQ	Toxic Equivalency, sum of the toxic equivalency factors (TEF) multiplied by the sample concentrations.
TEQMax	TEQ calculated using the detection limit as the concentration for non-detects
TEQMin	TEQ calculated using zero as the concentration for non-detects
TEQRisk	TEQ calculated using ½ the detection limit as the concentration for non-detects
U	Not Detected (specific projects only)
*	See Cover Letter

Unless otherwise noted, solid sample results are reported in dry weight. Tissue samples are reported in wet weight.

Enthalpy Analytical - EDH Certifications

Accrediting Authority	Certificate Number
Alaska Department of Environmental Conservation	17-013
California Department of Health – ELAP	2892
DoD ELAP - A2LA Accredited - ISO/IEC 17025	3091.01
Florida Department of Health	E87777
Louisiana Department of Environmental Quality	01977
Maine Department of Health	2020018
Michigan Department of Environmental Quality	9932
Minnesota Department of Health	2211390
Nevada Division of Environmental Protection	CA00413
New Hampshire Environmental Accreditation Program	207721
New Jersey Department of Environmental Protection	CA003
New York Department of Health	11411
Ohio Environmental Protection Agency	87778
Oregon Laboratory Accreditation Program	4042-021
Texas Commission on Environmental Quality	T104704189-22-13
Vermont Department of Health	VT-4042
Virginia Department of General Services	11276
Washington Department of Ecology	C584
Wisconsin Department of Natural Resources	998036160

Current certificates and lists of licensed parameters can be found at Enthalpy.com/Resources/Accreditations.

Subcontract Laboratory:

 Enthalpy - El Dorado Hills
 1104 Windfield Way
 El Dorado Hills, CA 95762
 ATTN: Mark Rein
 PO #: Required, to be sent via email

Enthalpy Order: EO-552835

 PM: David Tripp
 Email: david.tripp@enthalpy.com
 CC: incomingreports@enthalpy.com
 Phone: 657-581-4710

 Results Due: Standard TAT (15wd TAT)
 Report Level: II
 Report To: MDL
 EDDs: BLDR:Enthalpy (the normal EDD you send to Orange)

Notes:

CHIQUITA Stormwater - 15wd TAT or less if at all possible. No decanting.

Sample ID	Collected	Lab ID	# Cont.	Matrix	Analysis Requested	Comment
SOUTH BASIN - WESTERN INLET	10-FEB-2026 22:26	552835-001	1	Water	EPA 8290 - 2,3,7,8-TCDD Only	
SOUTH BASIN - EASTERN INLET	10-FEB-2026 22:37	552835-002	1	Water	EPA 8290 - 2,3,7,8-TCDD Only	

Notes:	Relinquished By:	Received By:
	<i>Mark Rein</i>	<i>J. Tripp</i>
	Date: 2-11-26 14:55	Date: 02/12/24 0951
	Date:	Date:
	Date:	Date:

CoC/Label Reconciliation Report WO# 2602133

LabNumber	CoC Sample ID	<input type="checkbox"/>	SampleAlias	Sample Date/Time	<input type="checkbox"/>	Container	BaseMatrix	Sample Comments
2602133-01	A SOUTH BASIN - WESTERN INLET	<input checked="" type="checkbox"/>	552835-001	10-Feb-26 22:26	<input checked="" type="checkbox"/>	Amber Glass NM Bottle, 1L	Aqueous	
2602133-02	A SOUTH BASIN - EASTERN INLET	<input checked="" type="checkbox"/>	552835-001	10-Feb-26 22:37	<input checked="" type="checkbox"/>	Amber Glass NM Bottle, 1L	Aqueous	

Checkmarks indicate that information on the COC reconciled with the sample label.
Any discrepancies are noted in the following columns.

CONDITION	Yes	No	NA
Sample Container Intact?	<input checked="" type="checkbox"/>		
Sample Container(s) Custody Seals Intact?			<input checked="" type="checkbox"/>
Custody Seals On Cooler Intact?			<input checked="" type="checkbox"/>
Adequate Sample Volume?	<input checked="" type="checkbox"/>		
Container Type Appropriate for Analysis(es)?	<input checked="" type="checkbox"/>		

Comments:

No back up volume

Preservation Documented: Na2S2O3 Trizma NH4CH3CO2 None Other

Verified by/Date: JIT 02/12/26
XAO 02/16/26

ATTACHMENT B



ENTHALPY
ANALYTICAL

Enthalpy Analytical
931 West Barkley Ave
Orange, CA 92868
(714) 771-6900

enthalpy.com

Lab Job Number : 552880
Report Level : II
Report Date : 03/13/2026

Analytical Report *prepared for:*

Matt Breuer
Waste Connections
Chiquita Canyon Landfill
29201 Henry Mayo Drive
Castaic, CA 91384

Project: CCLF STORMWATER - Stormwater Outlet

Authorized for release by:

David Tripp, Project Manager
657-581-4710
david.tripp@enthalpy.com

This data package has been reviewed for technical correctness and completeness. Release of this data has been authorized by the Laboratory Manager or the Manager's designee, as verified by the above signature which applies to this PDF file as well as any associated electronic data deliverable files. The results contained in this report meet all requirements of NELAP and pertain only to those samples which were submitted for analysis. This report may be reproduced only in its entirety.

CA ELAP# 1338, CA ELAP #1338-S1, NELAP# 4038, SCAQMD LAP# 18LA0518, LACSD ID# 10105, ORELAP# 4197

Sample Summary

Matt Breuer	Lab Job #:	552880
Waste Connections	Project No:	CCLF STORMWATER
Chiquita Canyon Landfill	Location:	Stormwater Outlet
29201 Henry Mayo	Date Received:	02/11/26
Drive		
Castaic, CA 91384		

Sample ID	Lab ID	Collected	Matrix
OUTLET	552880-001	02/11/26 09:05	Water

Case Narrative

Waste Connections
Chiquita Canyon Landfill
29201 Henry Mayo Drive
Castaic, CA 91384
Matt Breuer

Lab Job Number: 552880
Project No: CCLF
STORMWATER
Location: Stormwater Outlet
Date Received: 02/11/26

- This data package contains sample and QC results for one water sample, requested for the above referenced project on 02/11/26. The sample was received in good condition.
- DILUTIONS: Dilutions in this report were performed solely for the purpose of reporting target analytes within method calibration ranges. However, see the flag and comment noted for 8141 in Pace's sub-report - A10 Detection and quantitation limits were raised due to matrix interference.

Volatile Organics by GC/MS (EPA 8260B):

- Low recoveries were observed for toluene and chlorobenzene in the MSD for batch 395170; the parent sample was not a project sample, the BS/BSD were within limits, and the associated RPDs were within limits.
- OUTLET (lab # 552880-001) had pH greater than 2.
- No other analytical problems were encountered.

Semivolatile Organics by GC/MS (EPA 8270E):

No analytical problems were encountered.

Semivolatile Organics by GC/MS (EPA 625.1):

- Low surrogate recovery was observed for phenol-d6 in the method blank for batch 395126.
- No other analytical problems were encountered.

Semivolatile Organics by GC/MS SIM (EPA 8270C-SIM):

No analytical problems were encountered.

Pesticides (EPA 8081A):

No analytical problems were encountered.

Total Organic Carbon by IR (SM 5310B):

No analytical problems were encountered.

PCBs (EPA 8082):

No analytical problems were encountered.

Metals (EPA 200.7, EPA 200.8, and EPA 245.1):

- Low recoveries were observed for zinc in the MS/MSD for batch 395119; the parent sample was not a project sample, the LCS was within limits, and the associated RPD was within limits.
- No other analytical problems were encountered.

Ion Chromatography (EPA 300.0):

- Responses exceeding the instrument's linear range were observed for sulfate in the MS/MSD for batch 395128; affected data was qualified with "E".
- No other analytical problems were encountered.

Total Phosphorus as P (SM 4500-P-B5-E):

No analytical problems were encountered.

Conductivity (SM2510B):

No analytical problems were encountered.

Total Oil & Grease (HEM) (EPA 1664A):

- Matrix spikes were not performed for this analysis due to insufficient sample volume.
- No analytical problems were encountered.

Total Phenolics (EPA 420.1):

No analytical problems were encountered.

Alkalinity (SM2320B):

No analytical problems were encountered.

Sulfide (SM 4500-S2-D):

No analytical problems were encountered.

Total Dissolved Solids (TDS) (SM2540C):

No analytical problems were encountered.

Total Suspended Solids (TSS) (SM2540D):

No analytical problems were encountered.

Chemical Oxygen Demand (SM5220D):

No analytical problems were encountered.

Biochemical Oxygen Demand (SM5210B):

No analytical problems were encountered.

Turbidity (SM2130B):

No analytical problems were encountered.

Cyanide - Semi-Automated Method (SM 4500-CN-E and SM 4500-CN-E):

No analytical problems were encountered.

Coliform - 9221 Tests (SM 9221B and SM 9221F):

No analytical problems were encountered.

Ammonia and TKN- Semi-Automated Method (SM 4500-NH3-G):

No analytical problems were encountered.

Organophosphorus Pesticides (EPA 8141A):

Pace Laboratories in Bakersfield, CA performed the analysis (see sublab report section for certifications). Please see the Pace Laboratories case narrative - including dilution and RL-related flags and comments: A10 Detection and quantitation limits were raised due to matrix interference.

8151A Chlorinated Herbicides (EPA 8151A):

McC Campbell Analytical, Inc. in Pittsburg, CA performed the analysis (NELAP certified). Please see the McC Campbell Analytical, Inc. case narrative.

RSK-175 CO2 (RSK-175):

McC Campbell Analytical, Inc. in Pittsburg, CA performed the analysis (see sublab report section for certifications). Please see the McC Campbell Analytical, Inc. case narrative.

Dioxins & Furans (EPA 8290):

Enthalpy - El Dorado Hills in El Dorado Hills, CA performed the analysis (see sublab report section for certifications). Please see the Enthalpy - El Dorado Hills case narrative.



Enthalpy Analytical - Orange
 931 W. Barkley Avenue, Orange, CA 92868
 Phone 714-771-6900

Chain of Custody Record
 Lab No: 552880
 Page: 1 of 3

Matrix: A = Air S = Soil/Solid
 W = Water DW = Drinking Water SD = Sediment
 PP = Pure Product SEA = Sea Water
 SW = Swab T = Tissue WP = Wipe O = Other

Turn Around Time (rush by advanced notice only)
 Standard: 5 Day: 3 Day:
 1 Day: X Custom TAT:

Preservatives:
 1 = Na₂S₂O₃ 2 = HCl 3 = HNO₃
 4 = H₂SO₄ 5 = NaOH 6 = Other
 IL15 100
 5.7/6.1 509
 4.6 15.0 (lab use only)

CUSTOMER INFORMATION		PROJECT INFORMATION	
Company:	Chiquita Canyon, LLC	Name:	Stormwater Outlet
Report To:	Matt Breuer	Number:	
Email:	matthew.breuer@wasteconnector	P.O. #:	
Address:	29201 Henry Mayo Drive	Address:	29201 Henry Mayo Drive
Phone:	Castaic, CA 91384	Address:	Castaic, CA 91384
Fax:	682-559-3880	Global ID:	
		Sampled By:	CH, GA

Sample ID	Sampling Date	Sampling Time	Matrix	Container No. / Size	Pres.	Analysis Request	Test Instructions / Comments
1 Outlet	02/11/26	0905	W	31	1,2,4,6	X	200.7/200.8 Metals (see comments)
						X	245.1 Mercury
						X	4500-CN-E Cyanide
						X	8081 Pesticides / 8082 PCBs
						X	8141 Organophosphorous Pesticides
						X	8151 Herbicides
						X	8260 VOCs
						X	8260 Acrolein/Acrylonitrile
						X	8270C
						X	8290 2,3,7,8-TCDD



Log in 552880

Signature	Print Name	Company / Title	Date / Time
<i>[Signature]</i>	Caleb Hooper	EP&E	2/11/2026 17:37
		EP	2/11/26 (237)
1 Relinquished By:			
1 Received By:			
2 Relinquished By:			
2 Received By:			
3 Relinquished By:			
3 Received By:			



Enthalpy Analytical - Orange
 931 W. Barkley Avenue, Orange, CA 92868
 Phone 714-771-6900

Chain of Custody Record
 Lab No: _____
 Page: 2 of 3

Matrix: A = Air S = Soil/Solid
 W = Water DW = Drinking Water SD = Sediment
 PP = Pure Product SEA = Sea Water
 SW = Swab T = Tissue WP = Wipe O = Other

Turn Around Time (rush by advanced notice only)
 Standard: _____
 5 Day: _____
 1 Day: _____
 3 Day: _____
 Custom TAT: _____

Preservatives:
 1 = Na₂S₂O₃ 2 = HCl 3 = HNO₃
 4 = H₂SO₄ 5 = NaOH 6 = Other
 Sample Receipt Temp: _____
 (lab use only)

CUSTOMER INFORMATION				PROJECT INFORMATION				Analysis Request				Test Instructions / Comments			
Company:	Chiquita Canyon, LLC	Name:	Stormwater Outlet	Matrix	W	Container No. / Size	31	Pres.	1,2,4,6	SM4500-S2-D Total Sulfide	X	SM2320B Alkalinity	X	Temp: 14.9°C, pH 8.69	
Report To:	Kate Logan	Number:		Matrix		Container No. / Size		Pres.		420.1 Total Phenolics	X	1664A Oil and Grease	X		
Email:	kate.logan@wasteconnections.com	P.O. #:		Matrix		Container No. / Size		Pres.		9221F E. Coll	X	9221B Total Coliform	X		
Address:	29201 Henry Mayo Drive	Address:	29201 Henry Mayo Drive	Matrix		Container No. / Size		Pres.		300.0 Cl, Br, F, NO ₃ , NO ₂ , SO ₄	X	2540D TSS	X		
Phone:	Castaic, CA 91384	Global ID:	Castaic, CA 91384	Matrix		Container No. / Size		Pres.		8270 SIM 1,4-Dioxane	X	5310B TOC	X		
Fax:	682-559-3880	Sampled By:	GA, CH	Matrix		Container No. / Size		Pres.		9221F E. Coll	X	9221B Total Coliform	X		
Sample ID		Sampling Date		Sampling Time	0905	Container No. / Size		Pres.		1664A Oil and Grease	X	2540D TSS	X		
1	Outlet	02/11/26		0905		31		1,2,4,6		420.1 Total Phenolics	X	5310B TOC	X		
2										300.0 Cl, Br, F, NO ₃ , NO ₂ , SO ₄	X	8270 SIM 1,4-Dioxane	X		
3										9221F E. Coll	X	9221B Total Coliform	X		
4										1664A Oil and Grease	X	2540D TSS	X		
5										300.0 Cl, Br, F, NO ₃ , NO ₂ , SO ₄	X	8270 SIM 1,4-Dioxane	X		
6										9221F E. Coll	X	9221B Total Coliform	X		
7										1664A Oil and Grease	X	2540D TSS	X		
8										300.0 Cl, Br, F, NO ₃ , NO ₂ , SO ₄	X	8270 SIM 1,4-Dioxane	X		
9										9221F E. Coll	X	9221B Total Coliform	X		
10										1664A Oil and Grease	X	2540D TSS	X		

Additional email recipients:
 matt.breuer@wasteconnections.com
 stormwater@wasteconnections.com
 tmb@swteng.com
 aav@swteng.com

Direct invoices to:
 Maribel Bolanos
 (661) 257-3665

Signature	Print Name	Company / Title	Date / Time
	Cylek Hercegh	SWT	2/11/2026 12:37
	EA	EA	2/11/26 12:37
Relinquished By:			
Received By:			
Relinquished By:			
Received By:			
Relinquished By:			
Received By:			



Enthalpy Analytical - Orange
 931 W. Barkley Avenue, Orange, CA 92868
 Phone 714-771-6900

Chain of Custody Record

Lab No: _____
 Page: 3 of 3
 Matrix: A = Air S = Soil/Solid
 W = Water DW = Drinking Water SD = Sediment
 PP = Pure Product SEA = Sea Water
 SW = Swab T = Tissue WP = Wipe O = Other

Turn Around Time (rush by advanced notice only)

Standard:	5 Day:	3 Day:
2 Day:	1 Day:	Custom TAT:

Sample Receipt Temp: _____
 (lab use only)

CUSTOMER INFORMATION			PROJECT INFORMATION				Analysis Request						Test Instructions / Comments	
Company:	Name:	Stormwater Outlet	Sample ID	Sampling Date	Sampling Time	Matrix	Container No. / Size	Pres.	2540E TDS	SM2130B Turbidity	350.1 Ammonia	625.1 - See Comments	625.1 Alpha-Terpineol	SM5210B BOD
Chiquita Canyon, LLC	Stormwater Outlet													
Report To: Kate Logan	Number:													
Email: kate.logan@wasteconnections.com	P.O. #:													
Address: 29201 Henry Mayo Drive	Address: 29201 Henry Mayo Drive													
Phone: Castaic, CA 91384	Global ID:													
Fax: 682-559-3880	Sampled By: GA, CH													
1 Outlet	02/11/26	0905	W	31	1,2,4,6									
2														
3														
4														
5														
6														
7														
8														
9														
10														

Analysis Request

SM5220D Chemical Oxygen Demand X
 SM2510B Specific Conductance X
 RSK-175 Carbon Dioxide X
 2540E TDS X
 SM2130B Turbidity X
 350.1 Ammonia X
 625.1 - See Comments X
 625.1 Alpha-Terpineol X
 SM5210B BOD X

Temp: 14.9°C, pH 8.69

Test Instructions / Comments

625.1 - Benzoic Acid, Pyridine, Phenol, 2-methylphenol, 3,4-methylphenol, Cresol, Naphthalene, alpha-terpineol

Additional email recipients:
 matt.breuer@wasteconnections.com
 stormwater@wasteconnections.com
 tmb@swteng.com
 aav@swteng.com

Direct invoices to:
 Maribel Bolanos
 (661) 257-3665

Signature	Print Name	Company / Title	Date / Time
	Caleb Henry	CTE	2/11/2026 12:37
	JKR	EA	2/11/26 12:37

SAMPLE RECEIPT CHECKLIST



Section 1: General Info

Date Received: 02/11/26 WO# 552880 Client: Waste Connections

Section 2: Shipping / Custody

Are custody seals present? Yes No

Custody seals intact on arrival? N/A Yes No On cooler / box On samples
 Courier Walk-In Field Sampling Shipping Info: _____

Section 3a: Condition / Packaging

Outside 0.0 - 6.0°C (0.0 - 10.0°C for microbiology) (PM notified)

Date Opened 02/11/26 By (initials) JXR Type of ice used: Wet Blue/Gel None

Samples received on ice directly from the field; cooling process had begun. (if checked, skip temperatures)

Sample matrix doesn't require cooling (e.g. air, bulk PCB). (if checked, skip temperatures)

If no cooler: Observed/Adjusted Temp (°C): _____ / _____ Thermometer/IR Gun: JR15 IR40 ^{1/4"} CF: +0.2

Cooler Temp (°C) #1: 5.7 / 6.1 #2: 4.6 / 5.0 #3: _____ / _____ #4: _____ / _____ #5: _____ / _____ #6: _____ / _____

Section 3b: Microbiology Samples

No microbiology samples submitted (skip 3b)

Within temp range 0.0 - 10.0°C or received on ice directly from field.

Adequate headspace for microbiology analysis.

Section 3c: Air Samples

No air samples submitted (skip 3c)

1.4L Canisters 6L Canisters Tedlar Bags MCE Cassettes Sorbent Tubes Other _____

Section 4: Containers / Labels / Samples

YES NO N/A

1) Were custody papers present, filled properly, and legible?	X		
2) Is the sampler's name present on the CoC?	X		
3) Were containers received in good condition (unbroken / unopened / uncompromised)?	X		
4) Were the samples bagged? (required for microbiology samples; recommended for soil samples)	X		
5) Were all of, and only, the correct samples received?	X		
6) Are sample labels present, legible, and in agreement with the CoC?	X		
7) Does the container count match the CoC?	X		
8) Was sufficient sample volume / mass received for the analyses requested?	X		
9) Were samples received in proper containers for the analyses requested?	X		
10) Were samples received with > 1/2 holding time remaining?	X		
11) Are samples properly preserved as indicated by CoC / labels?	X		
12) Unpreserved VOAs received - If necessary, was the hold time changed in LIMS?			X
13) Are VOA vials free from headspace/bubbles > 6mm?	X		

Section 5: Explanations / Comments

(If no comments are made, then no discrepancies noted.)

No additional discrepancies

Date Logged 02/11/26 By (print) _____ FPD (sign) _____

Date Labeled 02/11/26 By (print) _____ AGR (sign) AGR

Analysis Results for 552880

Matt Breuer
 Waste Connections
 Chiquita Canyon Landfill
 29201 Henry Mayo Drive
 Castaic, CA 91384

Lab Job #: 552880
 Project No: CCLF STORMWATER
 Location: Stormwater Outlet
 Date Received: 02/11/26

Sample ID: OUTLET	Lab ID: 552880-001	Collected: 02/11/26 09:05
Matrix: Water		

552880-001 Analyte	Result	Qual	Units	RL	MDL	DF	Batch	Prepared	Analyzed	Chemist
Method: EPA 1664A Prep Method: METHOD										
Total Oil and Grease	ND		mg/L	5.1	0.99	1	395189	02/12/26	02/13/26	JAG
Method: EPA 200.7 Prep Method: EPA 3015A										
Calcium	80		mg/L	0.10	0.022	1	395117	02/11/26	02/12/26	SBW
Iron	1.5		mg/L	0.050	0.017	1	395415	02/14/26	02/17/26	TWJ
Magnesium	14		mg/L	0.10	0.010	1	395117	02/11/26	02/12/26	SBW
Potassium	21		mg/L	0.50	0.15	1	395117	02/11/26	02/12/26	SBW
Sodium	95		mg/L	0.50	0.017	1	395117	02/11/26	02/12/26	SBW
Method: EPA 200.8 Prep Method: EPA 3015A										
Antimony	1.2	J	ug/L	2.0	1.0	1	395119	02/11/26	02/12/26	KAM
Arsenic	7.6		ug/L	2.0	0.27	1	395119	02/11/26	02/12/26	KAM
Barium	56		ug/L	5.0	0.44	1	395119	02/11/26	02/12/26	KAM
Beryllium	0.10	J	ug/L	1.0	0.060	1	395119	02/11/26	02/12/26	KAM
Boron	300		ug/L	100	77	10	395119	02/11/26	02/11/26	KAM
Cadmium	ND		ug/L	1.0	0.072	1	395119	02/11/26	02/12/26	KAM
Chromium	3.4	J	ug/L	5.0	0.43	1	395119	02/11/26	02/12/26	KAM
Cobalt	1.7		ug/L	1.0	0.090	1	395119	02/11/26	02/12/26	KAM
Copper	9.8		ug/L	3.0	0.96	1	395119	02/11/26	02/12/26	KAM
Lead	1.9	J	ug/L	5.0	0.23	1	395119	02/11/26	02/12/26	KAM
Manganese	59		ug/L	10	3.8	1	395119	02/11/26	02/12/26	KAM
Nickel	5.2		ug/L	5.0	1.3	1	395119	02/11/26	02/12/26	KAM
Selenium	4.7		ug/L	4.0	1.9	1	395119	02/11/26	02/12/26	KAM
Silver	ND		ug/L	5.0	0.37	1	395119	02/11/26	02/12/26	KAM
Thallium	ND		ug/L	1.0	0.25	1	395119	02/11/26	02/12/26	KAM
Tin	ND		ug/L	5.0	1.5	1	395119	02/11/26	02/12/26	KAM
Vanadium	9.8		ug/L	5.0	0.36	1	395119	02/11/26	02/12/26	KAM
Zinc	15		ug/L	10	7.6	1	395119	02/11/26	02/12/26	KAM
Method: EPA 245.1 Prep Method: EPA 245.1										
Mercury	ND		ug/L	0.40	0.089	1	395167	02/12/26	02/12/26	MLL
Method: EPA 300.0 Prep Method: METHOD										
Fluoride	0.29		mg/L	0.20	0.059	1	395128	02/11/26 15:42	02/12/26 11:27	KUM
Chloride	45		mg/L	1.0	0.26	1	395128	02/11/26 15:42	02/12/26 11:27	KUM
Nitrogen, Nitrite	0.04	J	mg/L	0.10	0.02	1	395128	02/11/26 15:42	02/12/26 11:27	KUM

Analysis Results for 552880

552880-001 Analyte	Result	Qual	Units	RL	MDL	DF	Batch	Prepared	Analyzed	Chemist
Bromide	0.13	J	mg/L	0.30	0.061	1	395128	02/11/26 15:42	02/12/26 11:27	KUM
Nitrogen, Nitrate	0.41		mg/L	0.10	0.05	1	395128	02/11/26 15:42	02/12/26 11:27	KUM
Sulfate	190		mg/L	10	1.8	10	395128	02/11/26 15:42	02/12/26 11:50	KUM

Method: EPA 350.1
Prep Method: METHOD

Ammonia-N	0.076	J	mg/L	0.10	0.068	1	395138	02/11/26	02/12/26	JAK
-----------	-------	---	------	------	-------	---	--------	----------	----------	-----

Method: EPA 420.1
Prep Method: METHOD

Total Phenolics	ND		mg/L	0.011	0.0060	1.1	395122	02/11/26	02/12/26	LVL
-----------------	----	--	------	-------	--------	-----	--------	----------	----------	-----

Method: EPA 625.1
Prep Method: EPA 3510C

Benzoic acid	ND		ug/L	48	10	0.96	395126	02/11/26	02/12/26	TJW
2-Methylphenol	ND		ug/L	9.6	3.1	0.96	395126	02/11/26	02/12/26	TJW
Pyridine	ND		ug/L	9.6	2.7	0.96	395126	02/11/26	02/12/26	TJW
Phenol	ND		ug/L	9.6	2.0	0.96	395126	02/11/26	02/12/26	TJW
Naphthalene	ND		ug/L	9.6	3.4	0.96	395126	02/11/26	02/12/26	TJW
3-,4-Methylphenol	ND		ug/L	9.6	2.9	0.96	395126	02/11/26	02/12/26	TJW
Cresol	ND		ug/L	9.6		0.96	395126	02/11/26	02/12/26	TJW
a-Terpineol	ND		ug/L	9.6	2.0	0.96	395126	02/11/26	02/12/26	TJW

Surrogates

Limits

2-Fluorophenol	53%		%REC	36-95		0.96	395126	02/11/26	02/12/26	TJW
Phenol-d6	37%		%REC	28-82		0.96	395126	02/11/26	02/12/26	TJW
2,4,6-Tribromophenol	98%		%REC	61-140		0.96	395126	02/11/26	02/12/26	TJW
Nitrobenzene-d5	78%		%REC	48-123		0.96	395126	02/11/26	02/12/26	TJW
2-Fluorobiphenyl	74%		%REC	51-105		0.96	395126	02/11/26	02/12/26	TJW
Terphenyl-d14	81%		%REC	65-117		0.96	395126	02/11/26	02/12/26	TJW

Method: EPA 8081A
Prep Method: EPA 3510C

alpha-BHC	ND		ug/L	0.05	0.01	0.96	395031	02/11/26	03/09/26	HQN
beta-BHC	ND		ug/L	0.05	0.01	0.96	395031	02/11/26	03/09/26	HQN
gamma-BHC	ND		ug/L	0.05	0.009	0.96	395031	02/11/26	03/09/26	HQN
delta-BHC	ND		ug/L	0.05	0.01	0.96	395031	02/11/26	03/09/26	HQN
Heptachlor	ND		ug/L	0.05	0.01	0.96	395031	02/11/26	03/09/26	HQN
Aldrin	ND		ug/L	0.05	0.01	0.96	395031	02/11/26	03/09/26	HQN
Heptachlor epoxide	ND		ug/L	0.05	0.009	0.96	395031	02/11/26	03/09/26	HQN
Endosulfan I	ND		ug/L	0.05	0.01	0.96	395031	02/11/26	03/09/26	HQN
Dieldrin	ND		ug/L	0.1	0.01	0.96	395031	02/11/26	03/09/26	HQN
4,4'-DDE	ND		ug/L	0.1	0.04	0.96	395031	02/11/26	03/09/26	HQN
Endrin	ND		ug/L	0.1	0.01	0.96	395031	02/11/26	03/09/26	HQN
Endosulfan II	ND		ug/L	0.1	0.02	0.96	395031	02/11/26	03/09/26	HQN
Endosulfan sulfate	ND		ug/L	0.1	0.01	0.96	395031	02/11/26	03/09/26	HQN
4,4'-DDD	ND		ug/L	0.1	0.03	0.96	395031	02/11/26	03/09/26	HQN
Endrin aldehyde	ND		ug/L	0.1	0.03	0.96	395031	02/11/26	03/09/26	HQN
Endrin ketone	ND		ug/L	0.1	0.03	0.96	395031	02/11/26	03/09/26	HQN
4,4'-DDT	ND		ug/L	0.1	0.08	0.96	395031	02/11/26	03/09/26	HQN
Methoxychlor	ND		ug/L	0.1	0.04	0.96	395031	02/11/26	03/09/26	HQN
Toxaphene	ND		ug/L	1.9	0.4	0.96	395031	02/11/26	03/09/26	HQN
Chlordane (Technical)	ND		ug/L	1.0	0.2	0.96	395031	02/11/26	03/09/26	HQN

Surrogates

Limits

Analysis Results for 552880

552880-001 Analyte	Result	Qual	Units	RL	MDL	DF	Batch	Prepared	Analyzed	Chemist
TCMX	77%		%REC	29-120		0.96	395031	02/11/26	03/09/26	HQN
Decachlorobiphenyl	79%		%REC	33-132		0.96	395031	02/11/26	03/09/26	HQN

Method: EPA 8082

Prep Method: EPA 3510C

Aroclor-1016	ND		ug/L	0.48	0.29	0.96	395031	02/11/26	03/09/26	HQN
Aroclor-1221	ND		ug/L	0.48	0.45	0.96	395031	02/11/26	03/09/26	HQN
Aroclor-1232	ND		ug/L	0.48	0.26	0.96	395031	02/11/26	03/09/26	HQN
Aroclor-1242	ND		ug/L	0.48	0.28	0.96	395031	02/11/26	03/09/26	HQN
Aroclor-1248	ND		ug/L	0.48	0.23	0.96	395031	02/11/26	03/09/26	HQN
Aroclor-1254	ND		ug/L	0.48	0.26	0.96	395031	02/11/26	03/09/26	HQN
Aroclor-1260	ND		ug/L	0.48	0.31	0.96	395031	02/11/26	03/09/26	HQN
Aroclor-1262	ND		ug/L	0.48	0.28	0.96	395031	02/11/26	03/09/26	HQN
Aroclor-1268	ND		ug/L	0.48	0.25	0.96	395031	02/11/26	03/09/26	HQN

Surrogates

Limits

Decachlorobiphenyl (PCB)	77%		%REC	28-138		0.96	395031	02/11/26	03/09/26	HQN
--------------------------	-----	--	------	--------	--	------	--------	----------	----------	-----

Method: EPA 8260B

Prep Method: EPA 5030B

Carbon Disulfide	ND		ug/L	5.0	0.3	1	395170	02/12/26	02/12/26	LYZ
Chloroprene	ND		ug/L	200	0.3	1	395170	02/12/26	02/12/26	LYZ
3-Chloropropene	ND		ug/L	5.0	0.2	1	395170	02/12/26	02/12/26	LYZ
Ethyl methacrylate	ND		ug/L	50	2.4	1	395170	02/12/26	02/12/26	LYZ
Ethanol	ND		ug/L	500	130	1	395170	02/12/26	02/12/26	LYZ
2-Hexanone	ND		ug/L	5.0	0.6	1	395170	02/12/26	02/12/26	LYZ
Isopropanol (IPA)	ND		ug/L	200	40	1	395170	02/12/26	02/12/26	LYZ
Methyl acrylonitrile	ND		ug/L	35	1.3	1	395170	02/12/26	02/12/26	LYZ
Vinyl Acetate	ND		ug/L	50	2.4	1	395170	02/12/26	02/12/26	LYZ
Acrolein	ND		ug/L	200	2.0	1	395170	02/12/26	02/12/26	LYZ
Acrylonitrile	ND		ug/L	10	0.3	1	395170	02/12/26	02/12/26	LYZ
Freon 12	ND		ug/L	5.0	0.2	1	395170	02/12/26	02/12/26	LYZ
Chloromethane	ND		ug/L	5.0	0.1	1	395170	02/12/26	02/12/26	LYZ
Vinyl Chloride	ND		ug/L	5.0	0.1	1	395170	02/12/26	02/12/26	LYZ
Bromomethane	ND		ug/L	5.0	0.3	1	395170	02/12/26	02/12/26	LYZ
Chloroethane	ND		ug/L	5.0	0.05	1	395170	02/12/26	02/12/26	LYZ
Trichlorofluoromethane	ND		ug/L	5.0	0.08	1	395170	02/12/26	02/12/26	LYZ
Iodomethane	ND		ug/L	5.0		1	395170	02/12/26	02/12/26	LYZ
Acetone	ND		ug/L	100	8.8	1	395170	02/12/26	02/12/26	LYZ
Freon 113	ND		ug/L	5.0	0.1	1	395170	02/12/26	02/12/26	LYZ
1,1-Dichloroethene	ND		ug/L	5.0	0.1	1	395170	02/12/26	02/12/26	LYZ
Methylene Chloride	ND		ug/L	10	0.2	1	395170	02/12/26	02/12/26	LYZ
MTBE	ND		ug/L	5.0	0.1	1	395170	02/12/26	02/12/26	LYZ
trans-1,2-Dichloroethene	ND		ug/L	5.0	0.1	1	395170	02/12/26	02/12/26	LYZ
1,1-Dichloroethane	ND		ug/L	5.0	0.07	1	395170	02/12/26	02/12/26	LYZ
2-Butanone	ND		ug/L	10	0.9	1	395170	02/12/26	02/12/26	LYZ
cis-1,2-Dichloroethene	0.2	J	ug/L	5.0	0.09	1	395170	02/12/26	02/12/26	LYZ
2,2-Dichloropropane	ND		ug/L	5.0	0.09	1	395170	02/12/26	02/12/26	LYZ
Chloroform	ND		ug/L	5.0	0.07	1	395170	02/12/26	02/12/26	LYZ
Bromochloromethane	ND		ug/L	5.0	0.1	1	395170	02/12/26	02/12/26	LYZ
1,1,1-Trichloroethane	ND		ug/L	5.0	0.03	1	395170	02/12/26	02/12/26	LYZ
1,1-Dichloropropene	ND		ug/L	5.0	0.08	1	395170	02/12/26	02/12/26	LYZ
Carbon Tetrachloride	ND		ug/L	5.0	0.07	1	395170	02/12/26	02/12/26	LYZ
1,2-Dichloroethane	ND		ug/L	5.0	0.09	1	395170	02/12/26	02/12/26	LYZ

Analysis Results for 552880

552880-001 Analyte	Result	Qual	Units	RL	MDL	DF	Batch	Prepared	Analyzed	Chemist
Benzene	ND		ug/L	1.0	0.07	1	395170	02/12/26	02/12/26	LYZ
Trichloroethene	ND		ug/L	5.0	0.05	1	395170	02/12/26	02/12/26	LYZ
1,2-Dichloropropane	ND		ug/L	5.0	0.07	1	395170	02/12/26	02/12/26	LYZ
Bromodichloromethane	ND		ug/L	5.0	0.05	1	395170	02/12/26	02/12/26	LYZ
Dibromomethane	ND		ug/L	5.0	0.1	1	395170	02/12/26	02/12/26	LYZ
4-Methyl-2-Pentanone	ND		ug/L	5.0	0.5	1	395170	02/12/26	02/12/26	LYZ
cis-1,3-Dichloropropene	ND		ug/L	5.0	0.08	1	395170	02/12/26	02/12/26	LYZ
Toluene	ND		ug/L	5.0	0.05	1	395170	02/12/26	02/12/26	LYZ
trans-1,3-Dichloropropene	ND		ug/L	5.0	0.03	1	395170	02/12/26	02/12/26	LYZ
1,1,2-Trichloroethane	ND		ug/L	5.0	0.06	1	395170	02/12/26	02/12/26	LYZ
1,3-Dichloropropane	ND		ug/L	5.0	0.1	1	395170	02/12/26	02/12/26	LYZ
Tetrachloroethene	ND		ug/L	5.0	0.09	1	395170	02/12/26	02/12/26	LYZ
Dibromochloromethane	ND		ug/L	5.0	0.07	1	395170	02/12/26	02/12/26	LYZ
1,2-Dibromoethane	ND		ug/L	5.0	0.07	1	395170	02/12/26	02/12/26	LYZ
Chlorobenzene	ND		ug/L	5.0	0.05	1	395170	02/12/26	02/12/26	LYZ
1,1,1,2-Tetrachloroethane	ND		ug/L	5.0	0.06	1	395170	02/12/26	02/12/26	LYZ
Ethylbenzene	ND		ug/L	5.0	0.04	1	395170	02/12/26	02/12/26	LYZ
m,p-Xylenes	ND		ug/L	5.0	0.1	1	395170	02/12/26	02/12/26	LYZ
o-Xylene	ND		ug/L	5.0	0.06	1	395170	02/12/26	02/12/26	LYZ
Styrene	ND		ug/L	5.0	0.06	1	395170	02/12/26	02/12/26	LYZ
Bromoform	ND		ug/L	5.0	0.08	1	395170	02/12/26	02/12/26	LYZ
Isopropylbenzene	ND		ug/L	5.0	0.06	1	395170	02/12/26	02/12/26	LYZ
1,1,2,2-Tetrachloroethane	ND		ug/L	5.0	0.06	1	395170	02/12/26	02/12/26	LYZ
1,2,3-Trichloropropane	ND		ug/L	5.0	0.09	1	395170	02/12/26	02/12/26	LYZ
Propylbenzene	ND		ug/L	5.0	0.05	1	395170	02/12/26	02/12/26	LYZ
Bromobenzene	ND		ug/L	5.0	0.06	1	395170	02/12/26	02/12/26	LYZ
1,3,5-Trimethylbenzene	ND		ug/L	5.0	0.08	1	395170	02/12/26	02/12/26	LYZ
2-Chlorotoluene	ND		ug/L	5.0	0.07	1	395170	02/12/26	02/12/26	LYZ
4-Chlorotoluene	ND		ug/L	5.0	0.08	1	395170	02/12/26	02/12/26	LYZ
tert-Butylbenzene	ND		ug/L	5.0	0.07	1	395170	02/12/26	02/12/26	LYZ
1,2,4-Trimethylbenzene	ND		ug/L	5.0	0.07	1	395170	02/12/26	02/12/26	LYZ
sec-Butylbenzene	ND		ug/L	5.0	0.06	1	395170	02/12/26	02/12/26	LYZ
para-Isopropyl Toluene	ND		ug/L	5.0	0.05	1	395170	02/12/26	02/12/26	LYZ
1,3-Dichlorobenzene	ND		ug/L	5.0	0.06	1	395170	02/12/26	02/12/26	LYZ
1,4-Dichlorobenzene	ND		ug/L	5.0	0.07	1	395170	02/12/26	02/12/26	LYZ
n-Butylbenzene	ND		ug/L	5.0	0.08	1	395170	02/12/26	02/12/26	LYZ
1,2-Dichlorobenzene	ND		ug/L	5.0	0.04	1	395170	02/12/26	02/12/26	LYZ
1,2-Dibromo-3-Chloropropane	ND		ug/L	5.0	0.3	1	395170	02/12/26	02/12/26	LYZ
1,2,4-Trichlorobenzene	ND		ug/L	5.0	0.1	1	395170	02/12/26	02/12/26	LYZ
Hexachlorobutadiene	ND		ug/L	5.0	0.06	1	395170	02/12/26	02/12/26	LYZ
1,2,3-Trichlorobenzene	ND		ug/L	5.0	0.09	1	395170	02/12/26	02/12/26	LYZ
cis-1,4-Dichloro-2-butene	ND		ug/L	5.0	0.3	1	395170	02/12/26	02/12/26	LYZ
trans-1,4-Dichloro-2-butene	ND		ug/L	5.0	0.2	1	395170	02/12/26	02/12/26	LYZ
Xylene (total)	ND		ug/L	5.0		1	395170	02/12/26	02/12/26	LYZ
Surrogates				Limits						
Dibromofluoromethane	99%		%REC	70-130		1	395170	02/12/26	02/12/26	LYZ
1,2-Dichloroethane-d4	104%		%REC	70-130		1	395170	02/12/26	02/12/26	LYZ
Toluene-d8	93%		%REC	70-130		1	395170	02/12/26	02/12/26	LYZ
Bromofluorobenzene	99%		%REC	70-130		1	395170	02/12/26	02/12/26	LYZ

Method: EPA 8270C-SIM
Prep Method: EPA 3535

1,4-Dioxane	1.8		ug/L	1.0	0.84	1	395110	02/11/26	02/11/26	ZFA
-------------	------------	--	------	-----	------	---	--------	----------	----------	-----

Results for any subcontracted analyses are not included in this section.

Analysis Results for 552880

552880-001 Analyte	Result	Qual	Units	RL	MDL	DF	Batch	Prepared	Analyzed	Chemist
Surrogates				Limits						
1,4-Dioxane-d8 (SUR)	101%		%REC	80-120		1	395110	02/11/26	02/11/26	ZFA
Method: EPA 8270E										
Prep Method: EPA 3510C										
Carbazole	ND		ug/L	9.6	2.7	0.96	395126	02/11/26	02/12/26	TJW
N-Nitrosodimethylamine	ND		ug/L	9.6	2.8	0.96	395126	02/11/26	02/12/26	TJW
Aniline	ND		ug/L	9.6	2.7	0.96	395126	02/11/26	02/12/26	TJW
bis(2-Chloroethyl)ether	ND		ug/L	24	3.6	0.96	395126	02/11/26	02/12/26	TJW
2-Chlorophenol	ND		ug/L	9.6	3.5	0.96	395126	02/11/26	02/12/26	TJW
1,3-Dichlorobenzene	ND		ug/L	9.6	3.1	0.96	395126	02/11/26	02/12/26	TJW
1,4-Dichlorobenzene	ND		ug/L	9.6	3.2	0.96	395126	02/11/26	02/12/26	TJW
Benzyl alcohol	ND		ug/L	24	5.5	0.96	395126	02/11/26	02/12/26	TJW
1,2-Dichlorobenzene	ND		ug/L	9.6	3.2	0.96	395126	02/11/26	02/12/26	TJW
bis(2-Chloroisopropyl) ether	ND		ug/L	9.6	3.7	0.96	395126	02/11/26	02/12/26	TJW
N-Nitroso-di-n-propylamine	ND		ug/L	9.6	3.7	0.96	395126	02/11/26	02/12/26	TJW
Hexachloroethane	ND		ug/L	9.6	2.9	0.96	395126	02/11/26	02/12/26	TJW
Nitrobenzene	ND		ug/L	24	8.1	0.96	395126	02/11/26	02/12/26	TJW
Isophorone	ND		ug/L	9.6	3.5	0.96	395126	02/11/26	02/12/26	TJW
2-Nitrophenol	ND		ug/L	9.6	5.2	0.96	395126	02/11/26	02/12/26	TJW
2,4-Dimethylphenol	ND		ug/L	9.6	3.1	0.96	395126	02/11/26	02/12/26	TJW
bis(2-Chloroethoxy)methane	ND		ug/L	9.6	3.5	0.96	395126	02/11/26	02/12/26	TJW
2,4-Dichlorophenol	ND		ug/L	9.6	3.6	0.96	395126	02/11/26	02/12/26	TJW
1,2,4-Trichlorobenzene	ND		ug/L	9.6	3.3	0.96	395126	02/11/26	02/12/26	TJW
4-Chloroaniline	ND		ug/L	9.6	3.0	0.96	395126	02/11/26	02/12/26	TJW
Hexachlorobutadiene	ND		ug/L	9.6	2.1	0.96	395126	02/11/26	02/12/26	TJW
4-Chloro-3-methylphenol	ND		ug/L	9.6	3.4	0.96	395126	02/11/26	02/12/26	TJW
2-Methylnaphthalene	ND		ug/L	9.6	3.2	0.96	395126	02/11/26	02/12/26	TJW
Hexachlorocyclopentadiene	ND		ug/L	24	7.5	0.96	395126	02/11/26	02/12/26	TJW
2,4,6-Trichlorophenol	ND		ug/L	9.6	3.9	0.96	395126	02/11/26	02/12/26	TJW
2,4,5-Trichlorophenol	ND		ug/L	9.6	3.6	0.96	395126	02/11/26	02/12/26	TJW
2-Chloronaphthalene	ND		ug/L	9.6	3.3	0.96	395126	02/11/26	02/12/26	TJW
2-Nitroaniline	ND		ug/L	48	4.2	0.96	395126	02/11/26	02/12/26	TJW
Dimethylphthalate	ND		ug/L	9.6	3.3	0.96	395126	02/11/26	02/12/26	TJW
Acenaphthylene	ND		ug/L	9.6	3.7	0.96	395126	02/11/26	02/12/26	TJW
2,6-Dinitrotoluene	ND		ug/L	9.6	4.3	0.96	395126	02/11/26	02/12/26	TJW
3-Nitroaniline	ND		ug/L	9.6	3.8	0.96	395126	02/11/26	02/12/26	TJW
Acenaphthene	ND		ug/L	9.6	3.1	0.96	395126	02/11/26	02/12/26	TJW
2,4-Dinitrophenol	ND		ug/L	48	14	0.96	395126	02/11/26	02/12/26	TJW
4-Nitrophenol	ND		ug/L	48	8.2	0.96	395126	02/11/26	02/12/26	TJW
Dibenzofuran	ND		ug/L	9.6	3.1	0.96	395126	02/11/26	02/12/26	TJW
2,4-Dinitrotoluene	ND		ug/L	9.6	4.1	0.96	395126	02/11/26	02/12/26	TJW
Diethylphthalate	ND		ug/L	9.6	2.8	0.96	395126	02/11/26	02/12/26	TJW
Fluorene	ND		ug/L	9.6	3.0	0.96	395126	02/11/26	02/12/26	TJW
4-Chlorophenyl-phenylether	ND		ug/L	9.6	2.9	0.96	395126	02/11/26	02/12/26	TJW
4-Nitroaniline	ND		ug/L	9.6	3.2	0.96	395126	02/11/26	02/12/26	TJW
4,6-Dinitro-2-methylphenol	ND		ug/L	48	16	0.96	395126	02/11/26	02/12/26	TJW
N-Nitrosodiphenylamine	ND		ug/L	9.6	3.8	0.96	395126	02/11/26	02/12/26	TJW
1,2-diphenylhydrazine (as azobenzene)	ND		ug/L	9.6	2.8	0.96	395126	02/11/26	02/12/26	TJW
4-Bromophenyl-phenylether	ND		ug/L	9.6	3.2	0.96	395126	02/11/26	02/12/26	TJW
Hexachlorobenzene	ND		ug/L	9.6	2.9	0.96	395126	02/11/26	02/12/26	TJW

Analysis Results for 552880

552880-001 Analyte	Result	Qual	Units	RL	MDL	DF	Batch	Prepared	Analyzed	Chemist
Pentachlorophenol	ND		ug/L	24	5.5	0.96	395126	02/11/26	02/12/26	TJW
Phenanthrene	ND		ug/L	9.6	2.8	0.96	395126	02/11/26	02/12/26	TJW
Anthracene	ND		ug/L	9.6	2.7	0.96	395126	02/11/26	02/12/26	TJW
Di-n-butylphthalate	ND		ug/L	9.6	2.9	0.96	395126	02/11/26	02/12/26	TJW
Fluoranthene	ND		ug/L	9.6	2.7	0.96	395126	02/11/26	02/12/26	TJW
Benzidine	ND		ug/L	48	18	0.96	395126	02/11/26	02/12/26	TJW
Pyrene	ND		ug/L	9.6	2.6	0.96	395126	02/11/26	02/12/26	TJW
Butylbenzylphthalate	ND		ug/L	9.6	3.5	0.96	395126	02/11/26	02/12/26	TJW
3,3'-Dichlorobenzidine	ND		ug/L	24	5.0	0.96	395126	02/11/26	02/12/26	TJW
Benzo(a)anthracene	ND		ug/L	9.6	2.3	0.96	395126	02/11/26	02/12/26	TJW
Chrysene	ND		ug/L	9.6	2.4	0.96	395126	02/11/26	02/12/26	TJW
bis(2-Ethylhexyl)phthalate	ND		ug/L	9.6	3.2	0.96	395126	02/11/26	02/12/26	TJW
Di-n-octylphthalate	ND		ug/L	9.6	4.5	0.96	395126	02/11/26	02/12/26	TJW
Benzo(b)fluoranthene	ND		ug/L	9.6	2.9	0.96	395126	02/11/26	02/12/26	TJW
Benzo(k)fluoranthene	ND		ug/L	9.6	3.0	0.96	395126	02/11/26	02/12/26	TJW
Benzo(a)pyrene	ND		ug/L	9.6	3.0	0.96	395126	02/11/26	02/12/26	TJW
Indeno(1,2,3-cd)pyrene	ND		ug/L	9.6	4.1	0.96	395126	02/11/26	02/12/26	TJW
Dibenz(a,h)anthracene	ND		ug/L	9.6	4.0	0.96	395126	02/11/26	02/12/26	TJW
Benzo(g,h,i)perylene	ND		ug/L	9.6	4.0	0.96	395126	02/11/26	02/12/26	TJW
Surrogates				Limits						
2-Fluorophenol	53%		%REC	15-120		0.96	395126	02/11/26	02/12/26	TJW
Phenol-d6	37%		%REC	15-120		0.96	395126	02/11/26	02/12/26	TJW
2,4,6-Tribromophenol	98%		%REC	15-140		0.96	395126	02/11/26	02/12/26	TJW
Nitrobenzene-d5	78%		%REC	15-123		0.96	395126	02/11/26	02/12/26	TJW
2-Fluorobiphenyl	74%		%REC	15-120		0.96	395126	02/11/26	02/12/26	TJW
Terphenyl-d14	81%		%REC	15-120		0.96	395126	02/11/26	02/12/26	TJW
Method: SM 4500-CN-E Prep Method: METHOD										
Cyanide	0.0021	J	mg/L	0.0050	0.0017	0.5	395115	02/11/26	02/12/26	JAK
Method: SM 4500-P-B5-E										
Phosphorus	0.45		mg/L	0.020	0.014	1	395136	02/11/26	02/12/26	JAK
Method: SM 4500-S2-D Prep Method: METHOD										
Sulfide	ND		mg/L	0.10		1	395150	02/11/26	02/11/26	TXC
Method: SM 5310B Prep Method: SM 5310B										
Total Organic Carbon	40		mg/L	1.0	0.49	1	395103	02/11/26	02/12/26	BDR
Method: SM 9221B Prep Method: METHOD										
Coliform, Total	1,600		MPN/100ml	1.8		1	395233	02/11/26 14:28	02/14/26 14:11	LXT
Method: SM 9221F										
Coliform, E. Coli	130		MPN/100ml	1.8		1	395233	02/11/26 14:28	02/14/26 14:11	LXT
Method: SM2130B										
Turbidity	76		NTU	0.20	0.12	1	395118	02/11/26 15:08	02/11/26 15:08	CDR
Method: SM2320B Prep Method: METHOD										
Bicarbonate	160		mg/L	6.0		2.5	395102	02/11/26	02/11/26	WWC
Alkalinity, Total as CaCO3	180		mg/L	5.0		2.5	395102	02/11/26	02/11/26	WWC

Analysis Results for 552880

552880-001 Analyte	Result	Qual	Units	RL	MDL	DF	Batch	Prepared	Analyzed	Chemist
Method: SM2510B Prep Method: METHOD										
Specific Conductance	850		umhos/cm	1.0		1	395132	02/11/26	02/11/26	CDR
Method: SM2540C Prep Method: METHOD										
Total Dissolved Solids	600		mg/L	20		2	395131	02/11/26	02/12/26	CDR
Method: SM2540D Prep Method: METHOD										
Total Suspended Solids	70		mg/L	0.5		1	395120	02/11/26	02/12/26	CKN
Method: SM5210B Prep Method: METHOD										
Biochemical Oxygen Demand	11		mg/L	3.0		1	395084	02/11/26 15:44	02/16/26 16:36	AAB
Method: SM5220D Prep Method: SM 5220D										
Chemical Oxygen Demand	100		mg/L	4.0	2.0	1	395195	02/12/26	02/12/26	ARM

J Estimated value
 ND Not Detected

Batch QC

Type: Blank	Lab ID: QC1340131	Batch: 395189
Matrix: Water	Method: EPA 1664A	Prep Method: METHOD

QC1340131 Analyte	Result	Qual	Units	RL	MDL	Prepared	Analyzed
Total Oil and Grease	ND		mg/L	5.0	0.97	02/12/26	02/13/26

Type: Lab Control Sample	Lab ID: QC1340132	Batch: 395189
Matrix: Water	Method: EPA 1664A	Prep Method: METHOD

QC1340132 Analyte	Result	Spiked	Units	Recovery	Qual	Limits
Total Oil and Grease	37.70	40.00	mg/L	94%		78-114

Type: Lab Control Sample Duplicate	Lab ID: QC1340133	Batch: 395189
Matrix: Water	Method: EPA 1664A	Prep Method: METHOD

QC1340133 Analyte	Result	Spiked	Units	Recovery	Qual	Limits	RPD	RPD Lim
Total Oil and Grease	37.10	40.00	mg/L	93%		78-114	2	18

Type: Blank	Lab ID: QC1339709	Batch: 395117
Matrix: Water	Method: EPA 200.7	Prep Method: EPA 3015A

QC1339709 Analyte	Result	Qual	Units	RL	MDL	Prepared	Analyzed
Calcium	ND		mg/L	0.10	0.0095	02/11/26	02/12/26
Magnesium	ND		mg/L	0.10	0.017	02/11/26	02/12/26
Potassium	ND		mg/L	0.50	0.20	02/11/26	02/12/26
Sodium	ND		mg/L	0.50	0.017	02/11/26	02/12/26

Type: Lab Control Sample	Lab ID: QC1339710	Batch: 395117
Matrix: Water	Method: EPA 200.7	Prep Method: EPA 3015A

QC1339710 Analyte	Result	Spiked	Units	Recovery	Qual	Limits
Calcium	21.00	20.40	mg/L	103%		85-115
Magnesium	20.65	20.40	mg/L	101%		85-115
Potassium	25.57	24.00	mg/L	107%		85-115
Sodium	21.03	20.40	mg/L	103%		85-115

Type: Matrix Spike	Lab ID: QC1339713	Batch: 395117
Matrix (Source ID): Water (552771-002)	Method: EPA 200.7	Prep Method: EPA 3015A

QC1339713 Analyte	Result	Source Sample Result	Spiked	Units	Recovery	Qual	Limits	DF
Calcium	61.59	41.76	20.40	mg/L	97%		75-125	1
Magnesium	36.83	16.80	20.40	mg/L	98%		75-125	1
Potassium	35.43	9.746	24.00	mg/L	107%		75-125	1
Sodium	413.1	397.9	20.40	mg/L	75%	E,NM	75-125	1

Batch QC

Type: Matrix Spike Duplicate	Lab ID: QC1339714	Batch: 395117
Matrix (Source ID): Water (552771-002)	Method: EPA 200.7	Prep Method: EPA 3015A

QC1339714 Analyte	Result	Source Sample Result	Spiked	Units	Recovery	Qual	Limits	RPD	RPD Lim	DF
Calcium	61.70	41.76	20.40	mg/L	98%		75-125	0	20	1
Magnesium	36.90	16.80	20.40	mg/L	99%		75-125	0	20	1
Potassium	35.54	9.746	24.00	mg/L	107%		75-125	0	20	1
Sodium	412.6	397.9	20.40	mg/L	72%	E,NM	75-125		20	1

Type: Matrix Spike	Lab ID: QC1339715	Batch: 395117
Matrix (Source ID): Water (552804-001)	Method: EPA 200.7	Prep Method: EPA 3015A

QC1339715 Analyte	Result	Source Sample Result	Spiked	Units	Recovery	Qual	Limits	RPD	DF
Calcium	123.7	103.7	20.40	mg/L	98%	NM	75-125		1
Magnesium	40.45	19.60	20.40	mg/L	102%		75-125		1
Potassium	31.75	5.281	24.00	mg/L	110%		75-125		1
Sodium	139.1	119.5	20.40	mg/L	96%	NM	75-125		1

Type: Matrix Spike Duplicate	Lab ID: QC1339716	Batch: 395117
Matrix (Source ID): Water (552804-001)	Method: EPA 200.7	Prep Method: EPA 3015A

QC1339716 Analyte	Result	Source Sample Result	Spiked	Units	Recovery	Qual	Limits	RPD	RPD Lim	DF
Calcium	123.0	103.7	20.40	mg/L	94%	NM	75-125	1	20	1
Magnesium	39.09	19.60	20.40	mg/L	96%		75-125	3	20	1
Potassium	29.83	5.281	24.00	mg/L	102%		75-125	6	20	1
Sodium	138.5	119.5	20.40	mg/L	93%	NM	75-125	0	20	1

Type: Serial Dilution	Lab ID: QC1339839	Batch: 395117
Matrix (Source ID): Water (552771-002)	Method: EPA 200.7	Prep Method: EPA 3015A

QC1339839 Analyte	Result	Source Sample Result	Units	Qual	RPD	RPD Lim	DF
Calcium	41.01	41.76	mg/L				5
Magnesium	16.70	16.80	mg/L				5
Potassium	9.094	9.746	mg/L				5
Sodium	406.8	397.9	mg/L				5

Type: Blank	Lab ID: QC1340783	Batch: 395415
Matrix: Water	Method: EPA 200.7	Prep Method: EPA 3015A

QC1340783 Analyte	Result	Qual	Units	RL	MDL	Prepared	Analyzed
Iron	ND		mg/L	0.050	0.017	02/14/26	02/17/26

Batch QC

Type: Lab Control Sample	Lab ID: QC1340784	Batch: 395415
Matrix: Water	Method: EPA 200.7	Prep Method: EPA 3015A

QC1340784 Analyte	Result	Spiked	Units	Recovery	Qual	Limits
Iron	0.3830	0.4000	mg/L	96%		85-115

Type: Matrix Spike	Lab ID: QC1340786	Batch: 395415
Matrix (Source ID): Water (553136-002)	Method: EPA 200.7	Prep Method: EPA 3015A

QC1340786 Analyte	Result	Source Sample Result	Spiked	Units	Recovery	Qual	Limits	DF
Iron	2.684	2.288	0.4000	mg/L	99%	NM	75-125	1

Type: Matrix Spike Duplicate	Lab ID: QC1340787	Batch: 395415
Matrix (Source ID): Water (553136-002)	Method: EPA 200.7	Prep Method: EPA 3015A

QC1340787 Analyte	Result	Source Sample Result	Spiked	Units	Recovery	Qual	Limits	RPD	RPD Lim	DF
Iron	2.689	2.288	0.4000	mg/L	100%	NM	75-125	0	20	1

Type: Serial Dilution	Lab ID: QC1340788	Batch: 395415
Matrix (Source ID): Water (553136-002)	Method: EPA 200.7	Prep Method: EPA 3015A

QC1340788 Analyte	Result	Source Sample Result	Units	Qual	RPD	RPD Lim	DF
Iron	2.284	2.288	mg/L				5

Batch QC

Type: Blank	Lab ID: QC1339711	Batch: 395119
Matrix: Water	Method: EPA 200.8	Prep Method: EPA 3015A

QC1339711 Analyte	Result	Qual	Units	RL	MDL	Prepared	Analyzed
Antimony	ND		ug/L	2.0	1.0	02/11/26	02/11/26
Arsenic	ND		ug/L	2.0	0.27	02/11/26	02/11/26
Barium	ND		ug/L	5.0	0.44	02/11/26	02/11/26
Beryllium	ND		ug/L	1.0	0.083	02/11/26	02/11/26
Boron	ND		ug/L	10	7.7	02/11/26	02/11/26
Cadmium	ND		ug/L	1.0	0.26	02/11/26	02/11/26
Chromium	ND		ug/L	5.0	0.40	02/11/26	02/11/26
Cobalt	ND		ug/L	1.0	0.13	02/11/26	02/11/26
Copper	ND		ug/L	5.0	1.4	02/11/26	02/11/26
Lead	ND		ug/L	5.0	0.23	02/11/26	02/11/26
Manganese	ND		ug/L	10	4.5	02/11/26	02/11/26
Nickel	ND		ug/L	5.0	0.89	02/11/26	02/11/26
Selenium	ND		ug/L	4.0	1.8	02/11/26	02/11/26
Silver	ND		ug/L	5.0	0.36	02/11/26	02/11/26
Thallium	ND		ug/L	1.0	0.25	02/11/26	02/11/26
Tin	ND		ug/L	5.0	1.5	02/11/26	02/11/26
Vanadium	ND		ug/L	5.0	0.36	02/11/26	02/11/26
Zinc	ND		ug/L	10	7.4	02/11/26	02/11/26

Type: Lab Control Sample	Lab ID: QC1339712	Batch: 395119
Matrix: Water	Method: EPA 200.8	Prep Method: EPA 3015A

QC1339712 Analyte	Result	Spiked	Units	Recovery	Qual	Limits
Antimony	101.6	100.0	ug/L	102%		85-115
Arsenic	93.38	100.0	ug/L	93%		85-115
Barium	93.91	100.0	ug/L	94%		85-115
Beryllium	92.58	100.0	ug/L	93%		85-115
Boron	89.48	100.0	ug/L	89%		85-115
Cadmium	95.36	100.0	ug/L	95%		85-115
Chromium	96.68	100.0	ug/L	97%		85-115
Cobalt	99.27	100.0	ug/L	99%		85-115
Copper	98.22	100.0	ug/L	98%		85-115
Lead	89.92	100.0	ug/L	90%		85-115
Manganese	97.23	100.0	ug/L	97%		85-115
Nickel	98.92	100.0	ug/L	99%		85-115
Selenium	88.81	100.0	ug/L	89%		85-115
Silver	46.46	50.00	ug/L	93%		85-115
Thallium	104.3	100.0	ug/L	104%		85-115
Tin	98.35	100.0	ug/L	98%		85-115
Vanadium	97.15	100.0	ug/L	97%		85-115
Zinc	94.58	100.0	ug/L	95%		85-115

Batch QC

Type: Matrix Spike	Lab ID: QC1339717	Batch: 395119
Matrix (Source ID): Water (552666-001)	Method: EPA 200.8	Prep Method: EPA 3015A

QC1339717 Analyte	Result	Source Sample Result	Spiked	Units	Recovery	Qual	Limits	DF
Antimony	108.7	ND	100.0	ug/L	109%		70-130	10
Arsenic	96.54	0.4520	100.0	ug/L	96%		70-130	10
Barium	382.8	287.2	100.0	ug/L	96%		70-130	10
Beryllium	99.09	ND	100.0	ug/L	99%		70-130	10
Boron	175.1	95.60	100.0	ug/L	79%		70-130	10
Cadmium	95.03	ND	100.0	ug/L	95%		70-130	10
Chromium	102.8	7.850	100.0	ug/L	95%		70-130	10
Cobalt	97.14	0.1120	100.0	ug/L	97%		70-130	10
Copper	96.77	2.988	100.0	ug/L	94%		70-130	10
Lead	98.78	ND	100.0	ug/L	99%		70-130	10
Manganese	142.3	49.83	100.0	ug/L	92%		70-130	10
Nickel	97.72	2.284	100.0	ug/L	95%		70-130	10
Selenium	97.05	ND	100.0	ug/L	97%		70-130	10
Silver	46.34	ND	50.00	ug/L	93%		70-130	10
Thallium	99.88	ND	100.0	ug/L	100%		70-130	10
Tin	93.81	ND	100.0	ug/L	94%		70-130	10
Vanadium	104.9	9.400	100.0	ug/L	96%		70-130	10
Zinc	101.6	16.51	100.0	ug/L	85%		70-130	10

Type: Matrix Spike Duplicate	Lab ID: QC1339718	Batch: 395119
Matrix (Source ID): Water (552666-001)	Method: EPA 200.8	Prep Method: EPA 3015A

QC1339718 Analyte	Result	Source Sample Result	Spiked	Units	Recovery	Qual	Limits	RPD	RPD Lim	DF
Antimony	110.6	ND	100.0	ug/L	111%		70-130	2	20	10
Arsenic	101.8	0.4520	100.0	ug/L	101%		70-130	5	20	10
Barium	374.0	287.2	100.0	ug/L	87%		70-130	2	20	10
Beryllium	98.32	ND	100.0	ug/L	98%		70-130	1	20	10
Boron	183.0	95.60	100.0	ug/L	87%		70-130	4	20	10
Cadmium	97.85	ND	100.0	ug/L	98%		70-130	3	20	10
Chromium	103.1	7.850	100.0	ug/L	95%		70-130	0	20	10
Cobalt	100.4	0.1120	100.0	ug/L	100%		70-130	3	20	10
Copper	99.26	2.988	100.0	ug/L	96%		70-130	3	20	10
Lead	100.8	ND	100.0	ug/L	101%		70-130	2	20	10
Manganese	145.2	49.83	100.0	ug/L	95%		70-130	2	20	10
Nickel	103.1	2.284	100.0	ug/L	101%		70-130	5	20	10
Selenium	95.15	ND	100.0	ug/L	95%		70-130	2	20	10
Silver	49.89	ND	50.00	ug/L	100%		70-130	7	20	10
Thallium	99.74	ND	100.0	ug/L	100%		70-130	0	20	10
Tin	102.0	ND	100.0	ug/L	102%		70-130	8	20	10
Vanadium	109.1	9.400	100.0	ug/L	100%		70-130	4	20	10
Zinc	105.0	16.51	100.0	ug/L	89%		70-130	3	20	10

Batch QC

Type: Matrix Spike	Lab ID: QC1339720	Batch: 395119
Matrix (Source ID): Water (552861-002)	Method: EPA 200.8	Prep Method: EPA 3015A

QC1339720 Analyte	Result	Source Sample Result	Spiked	Units	Recovery	Qual	Limits	DF
Antimony	109.5	ND	100.0	ug/L	110%		70-130	10
Arsenic	103.2	2.800	100.0	ug/L	100%		70-130	10
Barium	177.7	86.42	100.0	ug/L	91%		70-130	10
Beryllium	97.99	ND	100.0	ug/L	98%		70-130	10
Boron	120.7	ND	100.0	ug/L	121%		70-130	10
Cadmium	99.14	ND	100.0	ug/L	99%		70-130	10
Chromium	97.43	ND	100.0	ug/L	97%		70-130	10
Cobalt	96.85	ND	100.0	ug/L	97%		70-130	10
Copper	109.2	7.073	100.0	ug/L	102%		70-130	10
Lead	98.66	ND	100.0	ug/L	99%		70-130	10
Manganese	96.20	ND	100.0	ug/L	96%		70-130	10
Nickel	99.44	ND	100.0	ug/L	99%		70-130	10
Selenium	98.05	ND	100.0	ug/L	98%		70-130	10
Silver	48.70	ND	50.00	ug/L	97%		70-130	10
Thallium	100.1	ND	100.0	ug/L	100%		70-130	10
Tin	98.47	ND	100.0	ug/L	98%		70-130	10
Vanadium	103.2	5.220	100.0	ug/L	98%		70-130	10
Zinc	97.84	89.19	100.0	ug/L	9%	*	70-130	10

Type: Matrix Spike Duplicate	Lab ID: QC1339721	Batch: 395119
Matrix (Source ID): Water (552861-002)	Method: EPA 200.8	Prep Method: EPA 3015A

QC1339721 Analyte	Result	Source Sample Result	Spiked	Units	Recovery	Qual	Limits	RPD	RPD Lim	DF
Antimony	106.7	ND	100.0	ug/L	107%		70-130	3	20	10
Arsenic	106.4	2.800	100.0	ug/L	104%		70-130	3	20	10
Barium	178.3	86.42	100.0	ug/L	92%		70-130	0	20	10
Beryllium	94.80	ND	100.0	ug/L	95%		70-130	3	20	10
Boron	116.4	ND	100.0	ug/L	116%		70-130	4	20	10
Cadmium	98.93	ND	100.0	ug/L	99%		70-130	0	20	10
Chromium	97.25	ND	100.0	ug/L	97%		70-130	0	20	10
Cobalt	100.9	ND	100.0	ug/L	101%		70-130	4	20	10
Copper	108.2	7.073	100.0	ug/L	101%		70-130	1	20	10
Lead	101.8	ND	100.0	ug/L	102%		70-130	3	20	10
Manganese	99.23	ND	100.0	ug/L	99%		70-130	3	20	10
Nickel	100.1	ND	100.0	ug/L	100%		70-130	1	20	10
Selenium	104.0	ND	100.0	ug/L	104%		70-130	6	20	10
Silver	49.31	ND	50.00	ug/L	99%		70-130	1	20	10
Thallium	102.9	ND	100.0	ug/L	103%		70-130	3	20	10
Tin	102.3	ND	100.0	ug/L	102%		70-130	4	20	10
Vanadium	102.8	5.220	100.0	ug/L	98%		70-130	0	20	10
Zinc	100.3	89.19	100.0	ug/L	11%	*	70-130	2	20	10

Batch QC

Type: Blank	Lab ID: QC1339917	Batch: 395167
Matrix: Water	Method: EPA 245.1	Prep Method: EPA 245.1

QC1339917 Analyte	Result	Qual	Units	RL	MDL	Prepared	Analyzed
Mercury	ND		ug/L	0.40	0.089	02/12/26	02/12/26

Type: Lab Control Sample	Lab ID: QC1339918	Batch: 395167
Matrix: Water	Method: EPA 245.1	Prep Method: EPA 245.1

QC1339918 Analyte	Result	Spiked	Units	Recovery	Qual	Limits
Mercury	4.897	5.000	ug/L	98%		85-115

Type: Matrix Spike	Lab ID: QC1339919	Batch: 395167
Matrix (Source ID): Water (552712-001)	Method: EPA 245.1	Prep Method: EPA 245.1

QC1339919 Analyte	Result	Source Sample Result	Spiked	Units	Recovery	Qual	Limits	DF
Mercury	4.267	ND	5.000	ug/L	85%		75-125	1

Type: Matrix Spike Duplicate	Lab ID: QC1339920	Batch: 395167
Matrix (Source ID): Water (552712-001)	Method: EPA 245.1	Prep Method: EPA 245.1

QC1339920 Analyte	Result	Source Sample Result	Spiked	Units	Recovery	Qual	Limits	RPD	RPD Lim	DF
Mercury	4.249	ND	5.000	ug/L	85%		75-125	0	20	1

Type: Matrix Spike	Lab ID: QC1339921	Batch: 395167
Matrix (Source ID): Water (552875-002)	Method: EPA 245.1	Prep Method: EPA 245.1

QC1339921 Analyte	Result	Source Sample Result	Spiked	Units	Recovery	Qual	Limits	DF
Mercury	915.6	ND	1000	ug/L	92%		75-125	200

Type: Matrix Spike Duplicate	Lab ID: QC1339922	Batch: 395167
Matrix (Source ID): Water (552875-002)	Method: EPA 245.1	Prep Method: EPA 245.1

QC1339922 Analyte	Result	Source Sample Result	Spiked	Units	Recovery	Qual	Limits	RPD	RPD Lim	DF
Mercury	944.4	ND	1000	ug/L	94%		75-125	3	20	200

Batch QC

Type: Blank	Lab ID: QC1339756	Batch: 395128
Matrix: Water	Method: EPA 300.0	Prep Method: METHOD

QC1339756 Analyte	Result	Qual	Units	RL	MDL	Prepared	Analyzed
Fluoride	ND		mg/L	0.20	0.059	02/11/26 15:42	02/12/26 11:04
Chloride	ND		mg/L	1.0	0.26	02/11/26 15:42	02/12/26 11:04
Nitrogen, Nitrite	ND		mg/L	0.10	0.02	02/11/26 15:42	02/12/26 11:04
Bromide	ND		mg/L	0.30	0.061	02/11/26 15:42	02/12/26 11:04
Nitrogen, Nitrate	ND		mg/L	0.10	0.05	02/11/26 15:42	02/12/26 11:04
Sulfate	ND		mg/L	1.0	0.18	02/11/26 15:42	02/12/26 11:04

Type: Lab Control Sample	Lab ID: QC1339757	Batch: 395128
Matrix: Water	Method: EPA 300.0	Prep Method: METHOD

QC1339757 Analyte	Result	Spiked	Units	Recovery	Qual	Limits
Fluoride	10.02	10.00	mg/L	100%		90-110
Chloride	46.98	50.00	mg/L	94%		90-110
Nitrogen, Nitrite	4.427	4.567	mg/L	97%		90-110
Bromide	14.45	15.00	mg/L	96%		90-110
Nitrogen, Nitrate	4.386	4.518	mg/L	97%		90-110
Sulfate	25.82	25.00	mg/L	103%		90-110

Type: Matrix Spike	Lab ID: QC1339758	Batch: 395128
Matrix (Source ID): Drinking Water (552908-001)	Method: EPA 300.0	Prep Method: METHOD

QC1339758 Analyte	Result	Source Sample Result	Spiked	Units	Recovery	Qual	Limits	DF
Fluoride	19.96	0.1503	20.00	mg/L	99%		80-129	1
Chloride	187.9	96.04	100.0	mg/L	92%		80-123	1
Nitrogen, Nitrite	8.924	ND	9.134	mg/L	98%		80-122	1
Bromide	14.21	0.2107	15.00	mg/L	93%		80-121	1
Nitrogen, Nitrate	13.94	5.384	9.036	mg/L	95%		80-123	1
Sulfate	148.7	105.6	50.00	mg/L	86%	E,NM	79-124	1

Type: Matrix Spike Duplicate	Lab ID: QC1339759	Batch: 395128
Matrix (Source ID): Drinking Water (552908-001)	Method: EPA 300.0	Prep Method: METHOD

QC1339759 Analyte	Result	Source Sample Result	Spiked	Units	Recovery	Qual	Limits	RPD	RPD Lim	DF
Fluoride	20.05	0.1503	20.00	mg/L	100%		80-129	0	21	1
Chloride	188.3	96.04	100.0	mg/L	92%		80-123	0	20	1
Nitrogen, Nitrite	8.974	ND	9.134	mg/L	98%		80-122	1	21	1
Bromide	14.27	0.2107	15.00	mg/L	94%		80-121	0	20	1
Nitrogen, Nitrate	13.98	5.384	9.036	mg/L	95%		80-123	0	20	1
Sulfate	148.8	105.6	50.00	mg/L	87%	E,NM	79-124		20	1

Batch QC

Type: Matrix Spike	Lab ID: QC1339760	Batch: 395128
Matrix (Source ID): Drinking Water (552882-001)	Method: EPA 300.0	Prep Method: METHOD

QC1339760 Analyte	Result	Source Sample Result	Spiked	Units	Recovery	Qual	Limits	DF
Fluoride	20.16	0.3984	20.00	mg/L	99%		80-129	1
Chloride	142.4	43.64	100.0	mg/L	99%		80-123	1
Nitrogen, Nitrite	8.866	ND	9.134	mg/L	97%		80-122	1
Bromide	13.99	ND	15.00	mg/L	93%		80-121	1
Nitrogen, Nitrate	12.90	4.287	9.036	mg/L	95%		80-123	1
Sulfate	112.3	66.64	50.00	mg/L	91%	E	79-124	1

Type: Matrix Spike Duplicate	Lab ID: QC1339761	Batch: 395128
Matrix (Source ID): Drinking Water (552882-001)	Method: EPA 300.0	Prep Method: METHOD

QC1339761 Analyte	Result	Source Sample Result	Spiked	Units	Recovery	Qual	Limits	RPD	RPD Lim	DF
Fluoride	22.69	0.3984	20.00	mg/L	111%		80-129	12	21	1
Chloride	150.5	43.64	100.0	mg/L	107%		80-123	6	20	1
Nitrogen, Nitrite	9.687	ND	9.134	mg/L	106%		80-122	9	21	1
Bromide	15.12	ND	15.00	mg/L	101%		80-121	8	20	1
Nitrogen, Nitrate	13.72	4.287	9.036	mg/L	104%		80-123	6	20	1
Sulfate	121.4	66.64	50.00	mg/L	110%	E	79-124		20	1

Type: Blank	Lab ID: QC1339793	Batch: 395138
Matrix: Water	Method: EPA 350.1	Prep Method: METHOD

QC1339793 Analyte	Result	Qual	Units	RL	MDL	Prepared	Analyzed
Ammonia-N	ND		mg/L	0.10	0.068	02/11/26	02/12/26

Type: Lab Control Sample	Lab ID: QC1339794	Batch: 395138
Matrix: Water	Method: EPA 350.1	Prep Method: METHOD

QC1339794 Analyte	Result	Spiked	Units	Recovery	Qual	Limits
Ammonia-N	0.9756	1.000	mg/L	98%		90-110

Type: Matrix Spike	Lab ID: QC1339795	Batch: 395138
Matrix (Source ID): Drinking Water (552671-002)	Method: EPA 350.1	Prep Method: METHOD

QC1339795 Analyte	Result	Source Sample Result	Spiked	Units	Recovery	Qual	Limits	DF
Ammonia-N	0.9942	ND	1.000	mg/L	99%		90-110	1

Batch QC

Type: Matrix Spike Duplicate	Lab ID: QC1339796	Batch: 395138
Matrix (Source ID): Drinking Water (552671-002)	Method: EPA 350.1	Prep Method: METHOD

QC1339796 Analyte	Result	Source Sample Result	Spiked	Units	Recovery	Qual	Limits	RPD	RPD Lim	DF
Ammonia-N	1.035	ND	1.000	mg/L	104%		90-110	4	20	1

Type: Blank	Lab ID: QC1339733	Batch: 395122
Matrix: Water	Method: EPA 420.1	Prep Method: METHOD

QC1339733 Analyte	Result	Qual	Units	RL	MDL	Prepared	Analyzed
Total Phenolics	ND		mg/L	0.010	0.0056	02/11/26	02/12/26

Type: Lab Control Sample	Lab ID: QC1339734	Batch: 395122
Matrix: Water	Method: EPA 420.1	Prep Method: METHOD

QC1339734 Analyte	Result	Spiked	Units	Recovery	Qual	Limits
Total Phenolics	0.07300	0.08000	mg/L	91%		80-120

Type: Lab Control Sample Duplicate	Lab ID: QC1339735	Batch: 395122
Matrix: Water	Method: EPA 420.1	Prep Method: METHOD

QC1339735 Analyte	Result	Spiked	Units	Recovery	Qual	Limits	RPD	RPD Lim
Total Phenolics	0.07800	0.08000	mg/L	98%		80-120	7	20

Batch QC

Type: Blank	Lab ID: QC1339752	Batch: 395126
Matrix: Water		

QC1339752 Analyte	Result	Qual	Units	RL	MDL	Prepared	Analyzed
Method: EPA 625.1							
Prep Method: EPA 3510C							
a-Terpineol	ND		ug/L	10	2.1	02/11/26	02/12/26
Benzoic acid	ND		ug/L	50	11	02/11/26	02/11/26
2-Methylphenol	ND		ug/L	10	3.2	02/11/26	02/11/26
Pyridine	ND		ug/L	10	2.8	02/11/26	02/11/26
Phenol	ND		ug/L	10	2.1	02/11/26	02/11/26
Naphthalene	ND		ug/L	10	3.6	02/11/26	02/11/26
3-,4-Methylphenol	ND		ug/L	10	3.0	02/11/26	02/11/26
Cresol	ND		ug/L	10		02/11/26	02/11/26
Surrogates				Limits			
2-Fluorophenol	39%		%REC	36-95		02/11/26	02/11/26
Phenol-d6	27%	*	%REC	28-82		02/11/26	02/11/26
2,4,6-Tribromophenol	74%		%REC	61-140		02/11/26	02/11/26
Nitrobenzene-d5	65%		%REC	48-123		02/11/26	02/11/26
2-Fluorobiphenyl	61%		%REC	51-105		02/11/26	02/11/26
Terphenyl-d14	83%		%REC	65-117		02/11/26	02/11/26
Method: EPA 8270E							
Prep Method: EPA 3510C							
Carbazole	ND		ug/L	10	2.8	02/11/26	02/11/26
N-Nitrosodimethylamine	ND		ug/L	10	2.9	02/11/26	02/11/26
Aniline	ND		ug/L	10	2.8	02/11/26	02/11/26
bis(2-Chloroethyl)ether	ND		ug/L	25	3.7	02/11/26	02/11/26
2-Chlorophenol	ND		ug/L	10	3.6	02/11/26	02/11/26
1,3-Dichlorobenzene	ND		ug/L	10	3.3	02/11/26	02/11/26
1,4-Dichlorobenzene	ND		ug/L	10	3.4	02/11/26	02/11/26
Benzyl alcohol	ND		ug/L	25	5.8	02/11/26	02/11/26
1,2-Dichlorobenzene	ND		ug/L	10	3.3	02/11/26	02/11/26
bis(2-Chloroisopropyl) ether	ND		ug/L	10	3.8	02/11/26	02/11/26
N-Nitroso-di-n-propylamine	ND		ug/L	10	3.9	02/11/26	02/11/26
Hexachloroethane	ND		ug/L	10	3.0	02/11/26	02/11/26
Nitrobenzene	ND		ug/L	25	8.4	02/11/26	02/11/26
Isophorone	ND		ug/L	10	3.7	02/11/26	02/11/26
2-Nitrophenol	ND		ug/L	10	5.4	02/11/26	02/11/26
2,4-Dimethylphenol	ND		ug/L	10	3.2	02/11/26	02/11/26
bis(2-Chloroethoxy)methane	ND		ug/L	10	3.7	02/11/26	02/11/26
2,4-Dichlorophenol	ND		ug/L	10	3.7	02/11/26	02/11/26
1,2,4-Trichlorobenzene	ND		ug/L	10	3.4	02/11/26	02/11/26
4-Chloroaniline	ND		ug/L	10	3.1	02/11/26	02/11/26
Hexachlorobutadiene	ND		ug/L	10	2.2	02/11/26	02/11/26
4-Chloro-3-methylphenol	ND		ug/L	10	3.6	02/11/26	02/11/26
2-Methylnaphthalene	ND		ug/L	10	3.4	02/11/26	02/11/26
Hexachlorocyclopentadiene	ND		ug/L	25	7.8	02/11/26	02/11/26
2,4,6-Trichlorophenol	ND		ug/L	10	4.1	02/11/26	02/11/26
2,4,5-Trichlorophenol	ND		ug/L	10	3.7	02/11/26	02/11/26
2-Chloronaphthalene	ND		ug/L	10	3.4	02/11/26	02/11/26
2-Nitroaniline	ND		ug/L	50	4.3	02/11/26	02/11/26

Batch QC

QC1339752 Analyte	Result	Qual	Units	RL	MDL	Prepared	Analyzed
Dimethylphthalate	ND		ug/L	10	3.4	02/11/26	02/11/26
Acenaphthylene	ND		ug/L	10	3.9	02/11/26	02/11/26
2,6-Dinitrotoluene	ND		ug/L	10	4.4	02/11/26	02/11/26
3-Nitroaniline	ND		ug/L	10	4.0	02/11/26	02/11/26
Acenaphthene	ND		ug/L	10	3.2	02/11/26	02/11/26
2,4-Dinitrophenol	ND		ug/L	50	15	02/11/26	02/11/26
4-Nitrophenol	ND		ug/L	50	8.5	02/11/26	02/11/26
Dibenzofuran	ND		ug/L	10	3.2	02/11/26	02/11/26
2,4-Dinitrotoluene	ND		ug/L	10	4.3	02/11/26	02/11/26
Diethylphthalate	ND		ug/L	10	2.9	02/11/26	02/11/26
Fluorene	ND		ug/L	10	3.1	02/11/26	02/11/26
4-Chlorophenyl-phenylether	ND		ug/L	10	3.1	02/11/26	02/11/26
4-Nitroaniline	ND		ug/L	10	3.3	02/11/26	02/11/26
4,6-Dinitro-2-methylphenol	ND		ug/L	50	17	02/11/26	02/11/26
N-Nitrosodiphenylamine	ND		ug/L	10	4.0	02/11/26	02/11/26
1,2-diphenylhydrazine (as azobenzene)	ND		ug/L	10	2.9	02/11/26	02/11/26
4-Bromophenyl-phenylether	ND		ug/L	10	3.3	02/11/26	02/11/26
Hexachlorobenzene	ND		ug/L	10	3.0	02/11/26	02/11/26
Pentachlorophenol	ND		ug/L	25	5.7	02/11/26	02/11/26
Phenanthrene	ND		ug/L	10	2.9	02/11/26	02/11/26
Anthracene	ND		ug/L	10	2.8	02/11/26	02/11/26
Di-n-butylphthalate	ND		ug/L	10	3.0	02/11/26	02/11/26
Fluoranthene	ND		ug/L	10	2.8	02/11/26	02/11/26
Benzdine	ND		ug/L	50	19	02/11/26	02/11/26
Pyrene	ND		ug/L	10	2.7	02/11/26	02/11/26
Butylbenzylphthalate	ND		ug/L	10	3.6	02/11/26	02/11/26
3,3'-Dichlorobenzidine	ND		ug/L	25	5.2	02/11/26	02/11/26
Benzo(a)anthracene	ND		ug/L	10	2.4	02/11/26	02/11/26
Chrysene	ND		ug/L	10	2.5	02/11/26	02/11/26
bis(2-Ethylhexyl)phthalate	ND		ug/L	10	3.3	02/11/26	02/11/26
Di-n-octylphthalate	ND		ug/L	10	4.7	02/11/26	02/11/26
Benzo(b)fluoranthene	ND		ug/L	10	3.0	02/11/26	02/11/26
Benzo(k)fluoranthene	ND		ug/L	10	3.1	02/11/26	02/11/26
Benzo(a)pyrene	ND		ug/L	10	3.1	02/11/26	02/11/26
Indeno(1,2,3-cd)pyrene	ND		ug/L	10	4.2	02/11/26	02/11/26
Dibenz(a,h)anthracene	ND		ug/L	10	4.2	02/11/26	02/11/26
Benzo(g,h,i)perylene	ND		ug/L	10	4.1	02/11/26	02/11/26
Surrogates				Limits			
2-Fluorophenol	39%		%REC	15-120		02/11/26	02/11/26
Phenol-d6	27%		%REC	15-120		02/11/26	02/11/26
2,4,6-Tribromophenol	74%		%REC	15-140		02/11/26	02/11/26
Nitrobenzene-d5	65%		%REC	15-123		02/11/26	02/11/26
2-Fluorobiphenyl	61%		%REC	15-120		02/11/26	02/11/26
Terphenyl-d14	83%		%REC	15-120		02/11/26	02/11/26

Batch QC

Type: Lab Control Sample	Lab ID: QC1339753	Batch: 395126
Matrix: Water		

QC1339753 Analyte	Result	Spiked	Units	Recovery	Qual	Limits
Method: EPA 625.1						
Prep Method: EPA 3510C						
2-Methylphenol	56.59	75.00	ug/L	75%		44-120
Pyridine	34.56	75.00	ug/L	46%		13-120
Phenol	27.13	75.00	ug/L	36%		10-85
Naphthalene	61.73	75.00	ug/L	82%		23-133
3-,4-Methylphenol	52.87	75.00	ug/L	70%		40-120
Surrogates						
2-Fluorophenol	21.21	40.00	ug/L	53%		36-95
Phenol-d6	14.34	40.00	ug/L	36%		28-82
2,4,6-Tribromophenol	42.71	40.00	ug/L	107%		61-140
Nitrobenzene-d5	34.04	40.00	ug/L	85%		48-123
2-Fluorobiphenyl	31.57	40.00	ug/L	79%		51-105
Terphenyl-d14	34.82	40.00	ug/L	87%		65-117
Method: EPA 8270E						
Prep Method: EPA 3510C						
Phenol	27.13	75.00	ug/L	36%		14-120
2-Chlorophenol	60.54	75.00	ug/L	81%		46-120
1,4-Dichlorobenzene	58.51	75.00	ug/L	78%		42-120
3-,4-Methylphenol	52.87	75.00	ug/L	70%		40-120
N-Nitroso-di-n-propylamine	62.19	75.00	ug/L	83%		54-121
2,4-Dimethylphenol	67.12	75.00	ug/L	89%		48-120
1,2,4-Trichlorobenzene	60.57	75.00	ug/L	81%		45-120
4-Chloro-3-methylphenol	67.76	75.00	ug/L	90%		60-121
2,4,5-Trichlorophenol	72.09	75.00	ug/L	96%		62-124
Acenaphthene	64.67	75.00	ug/L	86%		56-120
4-Nitrophenol	32.15	75.00	ug/L	43%		17-120
2,4-Dinitrotoluene	74.51	75.00	ug/L	99%		69-127
Pentachlorophenol	78.73	75.00	ug/L	105%		51-120
Pyrene	70.66	75.00	ug/L	94%		68-123
Chrysene	69.08	75.00	ug/L	92%		66-120
Benzo(b)fluoranthene	70.50	75.00	ug/L	94%		67-120
Surrogates						
2-Fluorophenol	21.21	40.00	ug/L	53%		15-120
Phenol-d6	14.34	40.00	ug/L	36%		15-120
2,4,6-Tribromophenol	42.71	40.00	ug/L	107%		15-140
Nitrobenzene-d5	34.04	40.00	ug/L	85%		15-123
2-Fluorobiphenyl	31.57	40.00	ug/L	79%		15-120
Terphenyl-d14	34.82	40.00	ug/L	87%		15-120

Batch QC

Type: Lab Control Sample Duplicate	Lab ID: QC1339754	Batch: 395126
Matrix: Water		

QC1339754 Analyte	Result	Spiked	Units	Recovery	Qual	Limits	RPD	RPD Lim
Method: EPA 625.1								
Prep Method: EPA 3510C								
2-Methylphenol	58.26	75.00	ug/L	78%		44-120	3	51
Pyridine	35.20	75.00	ug/L	47%		13-120	2	62
Phenol	28.06	75.00	ug/L	37%		10-85	3	52
Naphthalene	63.05	75.00	ug/L	84%		23-133	2	50
3-,4-Methylphenol	54.46	75.00	ug/L	73%		40-120	3	51
Surrogates								
2-Fluorophenol	22.06	40.00	ug/L	55%		36-95		
Phenol-d6	14.95	40.00	ug/L	37%		28-82		
2,4,6-Tribromophenol	43.24	40.00	ug/L	108%		61-140		
Nitrobenzene-d5	35.89	40.00	ug/L	90%		48-123		
2-Fluorobiphenyl	32.34	40.00	ug/L	81%		51-105		
Terphenyl-d14	35.29	40.00	ug/L	88%		65-117		
Method: EPA 8270E								
Prep Method: EPA 3510C								
Phenol	28.06	75.00	ug/L	37%		14-120	3	52
2-Chlorophenol	62.38	75.00	ug/L	83%		46-120	3	52
1,4-Dichlorobenzene	59.97	75.00	ug/L	80%		42-120	2	53
3-,4-Methylphenol	54.46	75.00	ug/L	73%		40-120	3	51
N-Nitroso-di-n-propylamine	64.48	75.00	ug/L	86%		54-121	4	52
2,4-Dimethylphenol	69.74	75.00	ug/L	93%		48-120	4	52
1,2,4-Trichlorobenzene	63.12	75.00	ug/L	84%		45-120	4	54
4-Chloro-3-methylphenol	69.27	75.00	ug/L	92%		60-121	2	47
2,4,5-Trichlorophenol	74.67	75.00	ug/L	100%		62-124	4	46
Acenaphthene	65.83	75.00	ug/L	88%		56-120	2	46
4-Nitrophenol	32.91	75.00	ug/L	44%		17-120	2	44
2,4-Dinitrotoluene	76.41	75.00	ug/L	102%		69-127	3	40
Pentachlorophenol	81.85	75.00	ug/L	109%		51-120	4	42
Pyrene	71.16	75.00	ug/L	95%		68-123	1	39
Chrysene	69.58	75.00	ug/L	93%		66-120	1	38
Benzo(b)fluoranthene	68.84	75.00	ug/L	92%		67-120	2	39
Surrogates								
2-Fluorophenol	22.06	40.00	ug/L	55%		15-120		
Phenol-d6	14.95	40.00	ug/L	37%		15-120		
2,4,6-Tribromophenol	43.24	40.00	ug/L	108%		15-140		
Nitrobenzene-d5	35.89	40.00	ug/L	90%		15-123		
2-Fluorobiphenyl	32.34	40.00	ug/L	81%		15-120		
Terphenyl-d14	35.29	40.00	ug/L	88%		15-120		

Batch QC

Type: Blank	Lab ID: QC1339704	Batch: 395031
Matrix: Water		

QC1339704 Analyte	Result	Qual	Units	RL	MDL	Prepared	Analyzed
Method: EPA 8081A							
Prep Method: EPA 3510C							
alpha-BHC	ND		ug/L	0.05	0.02	02/11/26	02/11/26
beta-BHC	ND		ug/L	0.05	0.01	02/11/26	02/11/26
gamma-BHC	ND		ug/L	0.05	0.01	02/11/26	02/11/26
delta-BHC	ND		ug/L	0.05	0.01	02/11/26	02/11/26
Heptachlor	ND		ug/L	0.05	0.01	02/11/26	02/11/26
Aldrin	ND		ug/L	0.05	0.01	02/11/26	02/11/26
Heptachlor epoxide	ND		ug/L	0.05	0.01	02/11/26	02/11/26
Endosulfan I	ND		ug/L	0.05	0.01	02/11/26	02/11/26
Dieldrin	ND		ug/L	0.1	0.01	02/11/26	02/11/26
4,4'-DDE	ND		ug/L	0.1	0.01	02/11/26	02/11/26
Endrin	ND		ug/L	0.1	0.01	02/11/26	02/11/26
Endosulfan II	ND		ug/L	0.1	0.02	02/11/26	02/11/26
Endosulfan sulfate	ND		ug/L	0.1	0.02	02/11/26	02/11/26
4,4'-DDD	ND		ug/L	0.1	0.02	02/11/26	02/11/26
Endrin aldehyde	ND		ug/L	0.1	0.03	02/11/26	02/11/26
Endrin ketone	ND		ug/L	0.1	0.03	02/11/26	02/11/26
4,4'-DDT	ND		ug/L	0.1	0.08	02/11/26	02/11/26
Methoxychlor	ND		ug/L	0.1	0.04	02/11/26	02/11/26
Toxaphene	ND		ug/L	2.0	0.6	02/11/26	02/11/26
Chlordane (Technical)	ND		ug/L	1.0	0.2	02/11/26	02/11/26
Surrogates				Limits			
TCMX	71%		%REC	29-120		02/11/26	02/11/26
Decachlorobiphenyl	93%		%REC	33-132		02/11/26	02/11/26
Method: EPA 8082							
Prep Method: EPA 3510C							
Aroclor-1016	ND		ug/L	0.50	0.30	02/11/26	02/11/26
Aroclor-1221	ND		ug/L	0.50	0.47	02/11/26	02/11/26
Aroclor-1232	ND		ug/L	0.50	0.27	02/11/26	02/11/26
Aroclor-1242	ND		ug/L	0.50	0.29	02/11/26	02/11/26
Aroclor-1248	ND		ug/L	0.50	0.24	02/11/26	02/11/26
Aroclor-1254	ND		ug/L	0.50	0.27	02/11/26	02/11/26
Aroclor-1260	ND		ug/L	0.50	0.33	02/11/26	02/11/26
Aroclor-1262	ND		ug/L	0.50	0.29	02/11/26	02/11/26
Aroclor-1268	ND		ug/L	0.50	0.26	02/11/26	02/11/26
Surrogates				Limits			
Decachlorobiphenyl (PCB)	88%		%REC	28-138		02/11/26	02/11/26

Batch QC

Type: Lab Control Sample	Lab ID: QC1339705	Batch: 395031
Matrix: Water	Method: EPA 8081A	Prep Method: EPA 3510C

QC1339705 Analyte	Result	Spiked	Units	Recovery	Qual	Limits
alpha-BHC	0.4533	0.5000	ug/L	91%		66-121
beta-BHC	0.4695	0.5000	ug/L	94%		73-120
gamma-BHC	0.4729	0.5000	ug/L	95%		68-125
delta-BHC	0.4928	0.5000	ug/L	99%		68-131
Heptachlor	0.4562	0.5000	ug/L	91%		63-120
Aldrin	0.4304	0.5000	ug/L	86%		56-120
Heptachlor epoxide	0.4365	0.5000	ug/L	87%		65-120
Endosulfan I	0.4635	0.5000	ug/L	93%		68-124
Dieldrin	0.4662	0.5000	ug/L	93%		66-124
4,4'-DDE	0.4788	0.5000	ug/L	96%		67-131
Endrin	0.5082	0.5000	ug/L	102%		68-135
Endosulfan II	0.5020	0.5000	ug/L	100%		71-130
Endosulfan sulfate	0.5230	0.5000	ug/L	105%		68-128
4,4'-DDD	0.4755	0.5000	ug/L	95%		65-130
Endrin aldehyde	0.4884	0.5000	ug/L	98%		67-124
Endrin ketone	0.6169	0.5000	ug/L	123%		69-137
4,4'-DDT	0.4919	0.5000	ug/L	98%		65-136
Methoxychlor	0.5499	0.5000	ug/L	110%		69-150
Surrogates						
TCMX	0.3610	0.5000	ug/L	72%		29-120
Decachlorobiphenyl	0.4765	0.5000	ug/L	95%		33-132

Batch QC

Type: Lab Control Sample Duplicate	Lab ID: QC1339706	Batch: 395031
Matrix: Water	Method: EPA 8081A	Prep Method: EPA 3510C

QC1339706 Analyte	Result	Spiked	Units	Recovery	Qual	Limits	RPD	RPD Lim
alpha-BHC	0.4490	0.5000	ug/L	90%		66-121	1	20
beta-BHC	0.4431	0.5000	ug/L	89%		73-120	6	20
gamma-BHC	0.4652	0.5000	ug/L	93%		68-125	2	20
delta-BHC	0.4719	0.5000	ug/L	94%		68-131	4	20
Heptachlor	0.4423	0.5000	ug/L	88%		63-120	3	24
Aldrin	0.4100	0.5000	ug/L	82%		56-120	5	30
Heptachlor epoxide	0.4099	0.5000	ug/L	82%		65-120	6	20
Endosulfan I	0.4293	0.5000	ug/L	86%		68-124	8	20
Dieldrin	0.4288	0.5000	ug/L	86%		66-124	8	22
4,4'-DDE	0.4305	0.5000	ug/L	86%		67-131	11	21
Endrin	0.4694	0.5000	ug/L	94%		68-135	8	20
Endosulfan II	0.4530	0.5000	ug/L	91%		71-130	10	21
Endosulfan sulfate	0.4824	0.5000	ug/L	96%		68-128	8	21
4,4'-DDD	0.4355	0.5000	ug/L	87%		65-130	9	22
Endrin aldehyde	0.4419	0.5000	ug/L	88%		67-124	10	20
Endrin ketone	0.5605	0.5000	ug/L	112%		69-137	10	21
4,4'-DDT	0.4492	0.5000	ug/L	90%		65-136	9	23
Methoxychlor	0.5031	0.5000	ug/L	101%		69-150	9	23
Surrogates								
TCMX	0.3703	0.5000	ug/L	74%		29-120		
Decachlorobiphenyl	0.4282	0.5000	ug/L	86%		33-132		

Type: Lab Control Sample	Lab ID: QC1339707	Batch: 395031
Matrix: Water	Method: EPA 8082	Prep Method: EPA 3510C

QC1339707 Analyte	Result	Spiked	Units	Recovery	Qual	Limits
Aroclor-1016	4.515	5.000	ug/L	90%		69-120
Aroclor-1260	4.983	5.000	ug/L	100%		72-124
Surrogates						
Decachlorobiphenyl (PCB)	0.4466	0.5000	ug/L	89%		28-138

Type: Lab Control Sample Duplicate	Lab ID: QC1339708	Batch: 395031
Matrix: Water	Method: EPA 8082	Prep Method: EPA 3510C

QC1339708 Analyte	Result	Spiked	Units	Recovery	Qual	Limits	RPD	RPD Lim
Aroclor-1016	4.494	5.000	ug/L	90%		69-120	0	22
Aroclor-1260	5.050	5.000	ug/L	101%		72-124	1	25
Surrogates								
Decachlorobiphenyl (PCB)	0.4540	0.5000	ug/L	91%		28-138		

Batch QC

Type: Lab Control Sample	Lab ID: QC1339927	Batch: 395170
Matrix: Water	Method: EPA 8260B	Prep Method: EPA 5030B

QC1339927 Analyte	Result	Spiked	Units	Recovery	Qual	Limits
1,1-Dichloroethene	49.25	50.00	ug/L	98%		69-128
MTBE	49.14	50.00	ug/L	98%		66-125
Benzene	48.35	50.00	ug/L	97%		76-121
Trichloroethene	43.64	50.00	ug/L	87%		76-124
Toluene	42.74	50.00	ug/L	85%		76-120
Chlorobenzene	45.07	50.00	ug/L	90%		78-120
Surrogates						
Dibromofluoromethane	50.63	50.00	ug/L	101%		70-130
1,2-Dichloroethane-d4	49.80	50.00	ug/L	100%		70-130
Toluene-d8	46.30	50.00	ug/L	93%		70-130
Bromofluorobenzene	50.77	50.00	ug/L	102%		70-130

Type: Lab Control Sample Duplicate	Lab ID: QC1339928	Batch: 395170
Matrix: Water	Method: EPA 8260B	Prep Method: EPA 5030B

QC1339928 Analyte	Result	Spiked	Units	Recovery	Qual	Limits	RPD	RPD Lim
1,1-Dichloroethene	52.81	50.00	ug/L	106%		69-128	7	23
MTBE	52.89	50.00	ug/L	106%		66-125	7	22
Benzene	52.71	50.00	ug/L	105%		76-121	9	21
Trichloroethene	46.16	50.00	ug/L	92%		76-124	6	22
Toluene	45.66	50.00	ug/L	91%		76-120	7	21
Chlorobenzene	46.98	50.00	ug/L	94%		78-120	4	20
Surrogates								
Dibromofluoromethane	51.11	50.00	ug/L	102%		70-130		
1,2-Dichloroethane-d4	51.69	50.00	ug/L	103%		70-130		
Toluene-d8	46.85	50.00	ug/L	94%		70-130		
Bromofluorobenzene	49.33	50.00	ug/L	99%		70-130		

Batch QC

Type: Blank	Lab ID: QC1339932	Batch: 395170
Matrix: Water	Method: EPA 8260B	Prep Method: EPA 5030B

QC1339932 Analyte	Result	Qual	Units	RL	MDL	Prepared	Analyzed
Carbon Disulfide	ND		ug/L	5.0	0.3	02/12/26	02/12/26
Chloroprene	ND		ug/L	200	0.3	02/12/26	02/12/26
3-Chloropropene	ND		ug/L	5.0	0.2	02/12/26	02/12/26
Ethyl methacrylate	ND		ug/L	50	2.4	02/12/26	02/12/26
Ethanol	ND		ug/L	500	130	02/12/26	02/12/26
2-Hexanone	ND		ug/L	5.0	0.6	02/12/26	02/12/26
Isopropanol (IPA)	ND		ug/L	200	40	02/12/26	02/12/26
Methyl acrylonitrile	ND		ug/L	35	1.3	02/12/26	02/12/26
Vinyl Acetate	ND		ug/L	50	2.4	02/12/26	02/12/26
Acrolein	ND		ug/L	200	2.0	02/12/26	02/12/26
Acrylonitrile	ND		ug/L	10	0.3	02/12/26	02/12/26
Freon 12	ND		ug/L	5.0	0.2	02/12/26	02/12/26
Chloromethane	ND		ug/L	5.0	0.1	02/12/26	02/12/26
Vinyl Chloride	ND		ug/L	5.0	0.1	02/12/26	02/12/26
Bromomethane	ND		ug/L	5.0	0.3	02/12/26	02/12/26
Chloroethane	ND		ug/L	5.0	0.05	02/12/26	02/12/26
Trichlorofluoromethane	ND		ug/L	5.0	0.08	02/12/26	02/12/26
Iodomethane	ND		ug/L	5.0		02/12/26	02/12/26
Acetone	ND		ug/L	100	8.8	02/12/26	02/12/26
Freon 113	ND		ug/L	5.0	0.1	02/12/26	02/12/26
1,1-Dichloroethene	ND		ug/L	5.0	0.1	02/12/26	02/12/26
Methylene Chloride	ND		ug/L	10	0.2	02/12/26	02/12/26
MTBE	ND		ug/L	5.0	0.1	02/12/26	02/12/26
trans-1,2-Dichloroethene	ND		ug/L	5.0	0.1	02/12/26	02/12/26
1,1-Dichloroethane	ND		ug/L	5.0	0.07	02/12/26	02/12/26
2-Butanone	ND		ug/L	10	0.9	02/12/26	02/12/26
cis-1,2-Dichloroethene	ND		ug/L	5.0	0.09	02/12/26	02/12/26
2,2-Dichloropropane	ND		ug/L	5.0	0.09	02/12/26	02/12/26
Chloroform	ND		ug/L	5.0	0.07	02/12/26	02/12/26
Bromochloromethane	ND		ug/L	5.0	0.1	02/12/26	02/12/26
1,1,1-Trichloroethane	ND		ug/L	5.0	0.03	02/12/26	02/12/26
1,1-Dichloropropene	ND		ug/L	5.0	0.08	02/12/26	02/12/26
Carbon Tetrachloride	ND		ug/L	5.0	0.07	02/12/26	02/12/26
1,2-Dichloroethane	ND		ug/L	5.0	0.09	02/12/26	02/12/26
Benzene	ND		ug/L	1.0	0.07	02/12/26	02/12/26
Trichloroethene	ND		ug/L	5.0	0.05	02/12/26	02/12/26
1,2-Dichloropropane	ND		ug/L	5.0	0.07	02/12/26	02/12/26
Bromodichloromethane	ND		ug/L	5.0	0.05	02/12/26	02/12/26
Dibromomethane	ND		ug/L	5.0	0.1	02/12/26	02/12/26
4-Methyl-2-Pentanone	ND		ug/L	5.0	0.5	02/12/26	02/12/26
cis-1,3-Dichloropropene	ND		ug/L	5.0	0.08	02/12/26	02/12/26
Toluene	ND		ug/L	5.0	0.05	02/12/26	02/12/26
trans-1,3-Dichloropropene	ND		ug/L	5.0	0.03	02/12/26	02/12/26
1,1,2-Trichloroethane	ND		ug/L	5.0	0.06	02/12/26	02/12/26
1,3-Dichloropropane	ND		ug/L	5.0	0.1	02/12/26	02/12/26
Tetrachloroethene	ND		ug/L	5.0	0.09	02/12/26	02/12/26
Dibromochloromethane	ND		ug/L	5.0	0.07	02/12/26	02/12/26

Batch QC

QC1339932 Analyte	Result	Qual	Units	RL	MDL	Prepared	Analyzed
1,2-Dibromoethane	ND		ug/L	5.0	0.07	02/12/26	02/12/26
Chlorobenzene	ND		ug/L	5.0	0.05	02/12/26	02/12/26
1,1,1,2-Tetrachloroethane	ND		ug/L	5.0	0.06	02/12/26	02/12/26
Ethylbenzene	ND		ug/L	5.0	0.04	02/12/26	02/12/26
m,p-Xylenes	ND		ug/L	5.0	0.1	02/12/26	02/12/26
o-Xylene	ND		ug/L	5.0	0.06	02/12/26	02/12/26
Styrene	ND		ug/L	5.0	0.06	02/12/26	02/12/26
Bromoform	ND		ug/L	5.0	0.08	02/12/26	02/12/26
Isopropylbenzene	ND		ug/L	5.0	0.06	02/12/26	02/12/26
1,1,2,2-Tetrachloroethane	ND		ug/L	5.0	0.06	02/12/26	02/12/26
1,2,3-Trichloropropane	ND		ug/L	5.0	0.09	02/12/26	02/12/26
Propylbenzene	ND		ug/L	5.0	0.05	02/12/26	02/12/26
Bromobenzene	ND		ug/L	5.0	0.06	02/12/26	02/12/26
1,3,5-Trimethylbenzene	ND		ug/L	5.0	0.08	02/12/26	02/12/26
2-Chlorotoluene	ND		ug/L	5.0	0.07	02/12/26	02/12/26
4-Chlorotoluene	ND		ug/L	5.0	0.08	02/12/26	02/12/26
tert-Butylbenzene	ND		ug/L	5.0	0.07	02/12/26	02/12/26
1,2,4-Trimethylbenzene	ND		ug/L	5.0	0.07	02/12/26	02/12/26
sec-Butylbenzene	ND		ug/L	5.0	0.06	02/12/26	02/12/26
para-Isopropyl Toluene	ND		ug/L	5.0	0.05	02/12/26	02/12/26
1,3-Dichlorobenzene	ND		ug/L	5.0	0.06	02/12/26	02/12/26
1,4-Dichlorobenzene	ND		ug/L	5.0	0.07	02/12/26	02/12/26
n-Butylbenzene	ND		ug/L	5.0	0.08	02/12/26	02/12/26
1,2-Dichlorobenzene	ND		ug/L	5.0	0.04	02/12/26	02/12/26
1,2-Dibromo-3-Chloropropane	ND		ug/L	5.0	0.3	02/12/26	02/12/26
1,2,4-Trichlorobenzene	ND		ug/L	5.0	0.1	02/12/26	02/12/26
Hexachlorobutadiene	ND		ug/L	5.0	0.06	02/12/26	02/12/26
1,2,3-Trichlorobenzene	ND		ug/L	5.0	0.09	02/12/26	02/12/26
cis-1,4-Dichloro-2-butene	ND		ug/L	5.0	0.3	02/12/26	02/12/26
trans-1,4-Dichloro-2-butene	ND		ug/L	5.0	0.2	02/12/26	02/12/26
Xylene (total)	ND		ug/L	5.0		02/12/26	02/12/26
Surrogates				Limits			
Dibromofluoromethane	101%		%REC	70-130		02/12/26	02/12/26
1,2-Dichloroethane-d4	105%		%REC	70-130		02/12/26	02/12/26
Toluene-d8	93%		%REC	70-130		02/12/26	02/12/26
Bromofluorobenzene	101%		%REC	70-130		02/12/26	02/12/26

Batch QC

Type: Matrix Spike	Lab ID: QC1339999	Batch: 395170
Matrix (Source ID): Water (552051-007)	Method: EPA 8260B	Prep Method: EPA 5030B

QC1339999 Analyte	Result	Source Sample Result	Spiked	Units	Recovery	Qual	Limits	DF
1,1-Dichloroethene	445.6	ND	500.0	ug/L	89%		62-131	25
MTBE	453.3	ND	500.0	ug/L	91%		61-124	25
Benzene	446.2	ND	500.0	ug/L	89%		70-123	25
Trichloroethene	422.2	ND	500.0	ug/L	84%		65-131	25
Toluene	387.3	1.019	500.0	ug/L	77%		69-120	25
Chlorobenzene	408.3	ND	500.0	ug/L	82%		72-121	25
Surrogates								
Dibromofluoromethane	1,281		1250	ug/L	103%		70-130	25
1,2-Dichloroethane-d4	1,345		1250	ug/L	108%		70-130	25
Toluene-d8	1,156		1250	ug/L	92%		70-130	25
Bromofluorobenzene	1,223		1250	ug/L	98%		70-130	25

Type: Matrix Spike Duplicate	Lab ID: QC1340000	Batch: 395170
Matrix (Source ID): Water (552051-007)	Method: EPA 8260B	Prep Method: EPA 5030B

QC1340000 Analyte	Result	Source Sample Result	Spiked	Units	Recovery	Qual	Limits	RPD	RPD Lim	DF
1,1-Dichloroethene	348.0	ND	500.0	ug/L	70%		62-131	25	31	25
MTBE	356.7	ND	500.0	ug/L	71%		61-124	24	30	25
Benzene	352.7	ND	500.0	ug/L	71%		70-123	23	31	25
Trichloroethene	330.3	ND	500.0	ug/L	66%		65-131	24	31	25
Toluene	311.3	1.019	500.0	ug/L	62%	*	69-120	22	29	25
Chlorobenzene	332.6	ND	500.0	ug/L	67%	*	72-121	20	29	25
Surrogates										
Dibromofluoromethane	1,243		1250	ug/L	99%		70-130			25
1,2-Dichloroethane-d4	1,308		1250	ug/L	105%		70-130			25
Toluene-d8	1,156		1250	ug/L	92%		70-130			25
Bromofluorobenzene	1,199		1250	ug/L	96%		70-130			25

Type: Blank	Lab ID: QC1339677	Batch: 395110
Matrix: Water	Method: EPA 8270C-SIM	Prep Method: EPA 3535

QC1339677 Analyte	Result	Qual	Units	RL	MDL	Prepared	Analyzed
1,4-Dioxane	ND		ug/L	1.0	0.84	02/11/26	02/11/26
Surrogates							
1,4-Dioxane-d8 (SUR)	99%		%REC	80-120		02/11/26	02/11/26

Batch QC

Type: Lab Control Sample	Lab ID: QC1339678	Batch: 395110
Matrix: Water	Method: EPA 8270C-SIM	Prep Method: EPA 3535

QC1339678 Analyte	Result	Spiked	Units	Recovery	Qual	Limits
1,4-Dioxane	8.957	10.00	ug/L	90%		79-120
Surrogates						
1,4-Dioxane-d8 (SUR)	9.950	10.00	ug/L	100%		80-120

Type: Lab Control Sample Duplicate	Lab ID: QC1339679	Batch: 395110
Matrix: Water	Method: EPA 8270C-SIM	Prep Method: EPA 3535

QC1339679 Analyte	Result	Spiked	Units	Recovery	Qual	Limits	RPD	Lim
1,4-Dioxane	9.356	10.00	ug/L	94%		79-120	4	20
Surrogates								
1,4-Dioxane-d8 (SUR)	10.04	10.00	ug/L	100%		80-120		

Type: Blank	Lab ID: QC1339722	Batch: 395115
Matrix: Water	Method: SM 4500-CN-E	Prep Method: METHOD

QC1339722 Analyte	Result	Qual	Units	RL	MDL	Prepared	Analyzed
Cyanide	ND		mg/L	0.0050	0.0017	02/11/26	02/12/26

Type: Lab Control Sample	Lab ID: QC1339723	Batch: 395115
Matrix: Water	Method: SM 4500-CN-E	Prep Method: METHOD

QC1339723 Analyte	Result	Spiked	Units	Recovery	Qual	Limits
Cyanide	0.1060	0.1000	mg/L	106%		85-115

Type: Matrix Spike	Lab ID: QC1339771	Batch: 395115
Matrix (Source ID): Water (552399-001)	Method: SM 4500-CN-E	Prep Method: METHOD

QC1339771 Analyte	Result	Source Sample Result	Spiked	Units	Recovery	Qual	Limits	DF
Cyanide	0.1039	ND	0.1000	mg/L	104%		80-120	0.5

Type: Matrix Spike Duplicate	Lab ID: QC1339772	Batch: 395115
Matrix (Source ID): Water (552399-001)	Method: SM 4500-CN-E	Prep Method: METHOD

QC1339772 Analyte	Result	Source Sample Result	Spiked	Units	Recovery	Qual	Limits	RPD	Lim	DF
Cyanide	0.1058	ND	0.1000	mg/L	106%		80-120	2	20	0.5

Batch QC

Type: Matrix Spike	Lab ID: QC1339773	Batch: 395115
Matrix (Source ID): Water (552469-001)	Method: SM 4500-CN-E	Prep Method: METHOD

QC1339773 Analyte	Result	Source Sample Result	Spiked	Units	Recovery	Qual	Limits	DF
Cyanide	0.09830	ND	0.1000	mg/L	98%		80-120	0.5

Type: Matrix Spike Duplicate	Lab ID: QC1339774	Batch: 395115
Matrix (Source ID): Water (552469-001)	Method: SM 4500-CN-E	Prep Method: METHOD

QC1339774 Analyte	Result	Source Sample Result	Spiked	Units	Recovery	Qual	Limits	RPD	RPD Lim	DF
Cyanide	0.09835	ND	0.1000	mg/L	98%		80-120	0	20	0.5

Type: Blank	Lab ID: QC1339789	Batch: 395136
Matrix: Water	Method: SM 4500-P-B5-E	

QC1339789 Analyte	Result	Qual	Units	RL	MDL	Prepared	Analyzed
Phosphorus	ND		mg/L	0.020	0.014	02/11/26	02/12/26

Type: Lab Control Sample	Lab ID: QC1339790	Batch: 395136
Matrix: Water	Method: SM 4500-P-B5-E	

QC1339790 Analyte	Result	Spiked	Units	Recovery	Qual	Limits
Phosphorus	0.4070	0.4000	mg/L	102%		80-120

Type: Matrix Spike	Lab ID: QC1339791	Batch: 395136
Matrix (Source ID): Water (552880-001)	Method: SM 4500-P-B5-E	

QC1339791 Analyte	Result	Source Sample Result	Spiked	Units	Recovery	Qual	Limits	DF
Phosphorus	0.8220	0.4490	0.4000	mg/L	93%		75-125	1

Type: Matrix Spike Duplicate	Lab ID: QC1339792	Batch: 395136
Matrix (Source ID): Water (552880-001)	Method: SM 4500-P-B5-E	

QC1339792 Analyte	Result	Source Sample Result	Spiked	Units	Recovery	Qual	Limits	RPD	RPD Lim	DF
Phosphorus	0.8280	0.4490	0.4000	mg/L	95%		75-125	1	20	1

Type: Blank	Lab ID: QC1339852	Batch: 395150
Matrix: Water	Method: SM 4500-S2-D	Prep Method: METHOD

QC1339852 Analyte	Result	Qual	Units	RL	MDL	Prepared	Analyzed
Sulfide	ND		mg/L	0.10		02/11/26	02/11/26

Batch QC

Type: Lab Control Sample	Lab ID: QC1339853	Batch: 395150
Matrix: Water	Method: SM 4500-S2-D	Prep Method: METHOD

QC1339853 Analyte	Result	Spiked	Units	Recovery	Qual	Limits
Sulfide	0.9000	1.000	mg/L	90%		90-110

Type: Matrix Spike	Lab ID: QC1339860	Batch: 395150
Matrix (Source ID): Water (552611-002)	Method: SM 4500-S2-D	Prep Method: METHOD

QC1339860 Analyte	Result	Source Sample Result	Spiked	Units	Recovery	Qual	Limits	DF
Sulfide	0.9000	ND	1.000	mg/L	90%		80-120	1

Type: Matrix Spike Duplicate	Lab ID: QC1339861	Batch: 395150
Matrix (Source ID): Water (552611-002)	Method: SM 4500-S2-D	Prep Method: METHOD

QC1339861 Analyte	Result	Source Sample Result	Spiked	Units	Recovery	Qual	Limits	RPD	RPD Lim	DF
Sulfide	0.9000	ND	1.000	mg/L	90%		80-120	0	20	1

Type: Blank	Lab ID: QC1339652	Batch: 395103
Matrix: Water	Method: SM 5310B	Prep Method: SM 5310B

QC1339652 Analyte	Result	Qual	Units	RL	MDL	Prepared	Analyzed
Total Organic Carbon	ND		mg/L	1.0	0.49	02/11/26	02/11/26

Type: Lab Control Sample	Lab ID: QC1339653	Batch: 395103
Matrix: Water	Method: SM 5310B	Prep Method: SM 5310B

QC1339653 Analyte	Result	Spiked	Units	Recovery	Qual	Limits
Total Organic Carbon	23.45	25.00	mg/L	94%		85-115

Type: Matrix Spike	Lab ID: QC1339654	Batch: 395103
Matrix (Source ID): Water (552198-001)	Method: SM 5310B	Prep Method: SM 5310B

QC1339654 Analyte	Result	Source Sample Result	Spiked	Units	Recovery	Qual	Limits	DF
Total Organic Carbon	25.39	1.645	25.00	mg/L	95%		75-125	1

Type: Matrix Spike Duplicate	Lab ID: QC1339655	Batch: 395103
Matrix (Source ID): Water (552198-001)	Method: SM 5310B	Prep Method: SM 5310B

QC1339655 Analyte	Result	Source Sample Result	Spiked	Units	Recovery	Qual	Limits	RPD	RPD Lim	DF
Total Organic Carbon	29.69	1.645	25.00	mg/L	112%		75-125	16	25	1

Batch QC

Type: Sample Duplicate	Lab ID: QC1339825	Batch: 395118
Matrix (Source ID): Water (552930-003)	Method: SM2130B	

QC1339825 Analyte	Result	Source Sample Result	Units	Qual	RPD	RPD Lim	DF
Turbidity	ND	ND	NTU			20	1

Type: Blank	Lab ID: QC1339648	Batch: 395102
Matrix: Water	Method: SM2320B	Prep Method: METHOD

QC1339648 Analyte	Result	Qual	Units	RL	MDL	Prepared	Analyzed
Bicarbonate	ND		mg/L	2.0		02/11/26	02/11/26
Alkalinity, Total as CaCO3	ND		mg/L	2.0		02/11/26	02/11/26

Type: Lab Control Sample	Lab ID: QC1339649	Batch: 395102
Matrix: Water	Method: SM2320B	Prep Method: METHOD

QC1339649 Analyte	Result	Spiked	Units	Recovery	Qual	Limits
Alkalinity, Total as CaCO3	100.0	100.0	mg/L	100%		90-110

Type: Sample Duplicate	Lab ID: QC1339650	Batch: 395102
Matrix (Source ID): Water (552353-009)	Method: SM2320B	Prep Method: METHOD

QC1339650 Analyte	Result	Source Sample Result	Units	Qual	RPD	RPD Lim	DF
Bicarbonate	653.4	657.0	mg/L		1	20	2.5
Alkalinity, Total as CaCO3	535.6	538.5	mg/L		1	20	2.5

Type: Sample Duplicate	Lab ID: QC1339780	Batch: 395132
Matrix (Source ID): Water (552880-001)	Method: SM2510B	Prep Method: METHOD

QC1339780 Analyte	Result	Source Sample Result	Units	Qual	RPD	RPD Lim	DF
Specific Conductance	852.0	848.2	umhos/cm		0	20	1

Type: Blank	Lab ID: QC1339775	Batch: 395131
Matrix: Water	Method: SM2540C	Prep Method: METHOD

QC1339775 Analyte	Result	Qual	Units	RL	MDL	Prepared	Analyzed
Total Dissolved Solids	ND		mg/L	10		02/11/26	02/12/26

Type: Lab Control Sample	Lab ID: QC1339776	Batch: 395131
Matrix: Water	Method: SM2540C	Prep Method: METHOD

QC1339776 Analyte	Result	Spiked	Units	Recovery	Qual	Limits
Total Dissolved Solids	1,007	1000	mg/L	101%		90-110

Batch QC

Type: Sample Duplicate	Lab ID: QC1339777	Batch: 395131
Matrix (Source ID): Water (552682-001)	Method: SM2540C	Prep Method: METHOD

QC1339777 Analyte	Result	Source Sample Result	Units	Qual	RPD	RPD Lim	DF
Total Dissolved Solids	330.0	314.0	mg/L		5	5	2

Type: Sample Duplicate	Lab ID: QC1339778	Batch: 395131
Matrix (Source ID): Water (552880-001)	Method: SM2540C	Prep Method: METHOD

QC1339778 Analyte	Result	Source Sample Result	Units	Qual	RPD	RPD Lim	DF
Total Dissolved Solids	602.0	598.0	mg/L		1	5	2

Type: Blank	Lab ID: QC1339724	Batch: 395120
Matrix: Water	Method: SM2540D	Prep Method: METHOD

QC1339724 Analyte	Result	Qual	Units	RL	MDL	Prepared	Analyzed
Total Suspended Solids	ND		mg/L	0.5		02/11/26	02/12/26

Type: Lab Control Sample	Lab ID: QC1339725	Batch: 395120
Matrix: Water	Method: SM2540D	Prep Method: METHOD

QC1339725 Analyte	Result	Spiked	Units	Recovery	Qual	Limits
Total Suspended Solids	101.1	100.0	mg/L	101%		90-110

Type: Lab Control Sample Duplicate	Lab ID: QC1339726	Batch: 395120
Matrix: Water	Method: SM2540D	Prep Method: METHOD

QC1339726 Analyte	Result	Spiked	Units	Recovery	Qual	Limits	RPD	RPD Lim
Total Suspended Solids	98.90	100.0	mg/L	99%		90-110	2	5

Type: Sample Duplicate	Lab ID: QC1339727	Batch: 395120
Matrix (Source ID): Water (552055-005)	Method: SM2540D	Prep Method: METHOD

QC1339727 Analyte	Result	Source Sample Result	Units	Qual	RPD	RPD Lim	DF
Total Suspended Solids	455.0	475.0	mg/L		4	5	1

Type: Sample Duplicate	Lab ID: QC1339728	Batch: 395120
Matrix (Source ID): Water (552607-001)	Method: SM2540D	Prep Method: METHOD

QC1339728 Analyte	Result	Source Sample Result	Units	Qual	RPD	RPD Lim	DF
Total Suspended Solids	427.1	422.2	mg/L		1	5	1

Batch QC

Type: Blank	Lab ID: QC1339669	Batch: 395084
Matrix: Water	Method: SM5210B	Prep Method: METHOD

QC1339669 Analyte	Result	Qual	Units	RL	MDL	Prepared	Analyzed
Biochemical Oxygen Demand	ND		mg/L	3.0		02/11/26 15:44	02/16/26 16:36

Type: Lab Control Sample	Lab ID: QC1339670	Batch: 395084
Matrix: Water	Method: SM5210B	Prep Method: METHOD

QC1339670 Analyte	Result	Spiked	Units	Recovery	Qual	Limits
Biochemical Oxygen Demand	195.3	198.0	mg/L	99%		84.6-115.4

Type: Sample Duplicate	Lab ID: QC1339671	Batch: 395084
Matrix (Source ID): Water (552663-003)	Method: SM5210B	Prep Method: METHOD

QC1339671 Analyte	Result	Source Sample Result	Units	Qual	RPD	RPD Lim	DF
Biochemical Oxygen Demand	1,920	1832	mg/L		5	30	1

Type: Blank	Lab ID: QC1340011	Batch: 395195
Matrix: Water	Method: SM5220D	Prep Method: SM 5220D

QC1340011 Analyte	Result	Qual	Units	RL	MDL	Prepared	Analyzed
Chemical Oxygen Demand	ND		mg/L	4.0	2.0	02/12/26	02/12/26

Type: Lab Control Sample	Lab ID: QC1340012	Batch: 395195
Matrix: Water	Method: SM5220D	Prep Method: SM 5220D

QC1340012 Analyte	Result	Spiked	Units	Recovery	Qual	Limits
Chemical Oxygen Demand	967.0	1000	mg/L	97%		90-110

Type: Matrix Spike	Lab ID: QC1340014	Batch: 395195
Matrix (Source ID): Water (552732-001)	Method: SM5220D	Prep Method: SM 5220D

QC1340014 Analyte	Result	Source Sample Result	Spiked	Units	Recovery	Qual	Limits	DF
Chemical Oxygen Demand	1,366	413.0	1000	mg/L	95%		75-125	2

Type: Matrix Spike Duplicate	Lab ID: QC1340015	Batch: 395195
Matrix (Source ID): Water (552732-001)	Method: SM5220D	Prep Method: SM 5220D

QC1340015 Analyte	Result	Source Sample Result	Spiked	Units	Recovery	Qual	Limits	RPD	RPD Lim	DF
Chemical Oxygen Demand	1,442	413.0	1000	mg/L	103%		75-125	5	20	2

Batch QC

- * Value is outside QC limits
- E Response exceeds instrument's linear range
- ND Not Detected
- NM Not Meaningful

Laboratory Job Number 552880

Subcontracted Products

Pace Laboratories



Date of Report: 02/20/2026

David Tripp

Enthalpy Analytical - Orange
931 West Barkley Avenue
Orange, CA 92868

Client Project: 552880
Pace Project: Chiquita Canyon Landfill Stormwater
Pace Work Order: 2602228
Invoice ID: B531512

Enclosed are the results of analyses for samples received by the laboratory on 2/12/2026. If you have any questions concerning this report, please feel free to contact me.

Sincerely,

Contact Person: Ragen Williams
Client Service Rep

Steven Bennett
Operations Manager

Certifications: CA ELAP #1186; NV #CA00014; OR ELAP #4032-001; AK UST101

The results in this report apply to the samples analyzed in accordance with the chain of custody document. This analytical report must be reproduced in its entirety.
All results listed in this report are for the exclusive use of the submitting party. Pace Analytical assumes no responsibility for report alteration, separation, detachment or third party interpretation.

Table of Contents

Sample Information

Chain of Custody and Cooler Receipt form.....	3
Laboratory / Client Sample Cross Reference.....	5

Sample Results

2602228-01 - OUTLET

Organo-Phosphorus Pesticide Analysis (EPA Method 8141A).....	6
--	---

Quality Control Reports

Organo-Phosphorus Pesticide Analysis (EPA Method 8141A)

Method Blank Analysis.....	7
Laboratory Control Sample.....	8

Notes


Notes and Definitions.....	9
----------------------------	---

The results in this report apply to the samples analyzed in accordance with the chain of custody document. This analytical report must be reproduced in its entirety.

All results listed in this report are for the exclusive use of the submitting party. Pace Analytical assumes no responsibility for report alteration, separation, detachment or third party interpretation.



931 West Barkley Ave
Orange, CA 92868
(714) 771-6900



2602228

Subcontract Laboratory:

Pace Laboratories
4100 Atlas Court
Bakersfield, CA 93308
ATTN: Ragen Schallock
PO #: Required, to be sent via email

2602228

Enthalpy Order: EO-552880



PM: David Tripp
Email: david.tripp@enthalpy.com
CC: incomingreports@enthalpy.com
Phone: 657-581-4710

Results Due: 02/12/26
Report Level: II
Report To: MDL
EDDs: ELM_TransferOut (Standard Excel Transfer EDD, 3 tabs)

Notes:

CHIQUITA Stormwater

Sample ID	Collected	Lab ID	# Cont.	Matrix	Analysis Requested	Comment
OUTLET	11-FEB-2026 09:05	552880-001	1	Water	Organophosphorus Pesticides	-1

Notes:	Relinquished By:	Received By:
		
	Date: 2-11-26 14:55	Date: 11/26 02/12/26 1045
	Date:	Date:
	Date:	Date:

PACE ANALYTICAL		COOLER RECEIPT FORM		Page <u>1</u> Of <u>1</u>
Submission #: <u>2602228</u>				
SHIPPING INFORMATION Fed Ex <input checked="" type="checkbox"/> UPS <input type="checkbox"/> GSO / GLS <input type="checkbox"/> Hand Delivery <input type="checkbox"/> Pace Lab Field Service <input type="checkbox"/> Other <input type="checkbox"/> (Specify) _____		SHIPPING CONTAINER Ice Chest <input type="checkbox"/> None <input type="checkbox"/> Box <input type="checkbox"/> Other <input type="checkbox"/> (Specify) _____		FREE LIQUID YES <input checked="" type="checkbox"/> NO <input type="checkbox"/> (W) S
Refrigerant: Ice <input checked="" type="checkbox"/> Blue Ice <input type="checkbox"/> None <input type="checkbox"/> Other <input type="checkbox"/> Comments: _____				
Custody Seals: Ice Chest <input type="checkbox"/> Containers <input type="checkbox"/> None <input checked="" type="checkbox"/> Intact? Yes <input type="checkbox"/> No <input type="checkbox"/> Intact? Yes <input type="checkbox"/> No <input type="checkbox"/> Comments: _____				
All samples received? Yes <input checked="" type="checkbox"/> No <input type="checkbox"/> All samples containers intact? Yes <input checked="" type="checkbox"/> No <input type="checkbox"/> Description(s) match COC? Yes <input checked="" type="checkbox"/> No <input type="checkbox"/>				
COC Received <input type="checkbox"/> YES <input type="checkbox"/> NO		Emissivity: <u>0.97</u> Container: <u>NA</u> Thermometer ID: <u>24</u> Temperature: (A) <u>2.8</u> °C / (C) <u>3.1</u> °C		Date/Time <u>02/12/26</u> Analyst Init <u>CL2/1045</u>

SAMPLE CONTAINERS	SAMPLE NUMBERS									
	1	2	3	4	5	6	7	8	9	10
QT PE UNPRES										
4oz / 8oz / 16oz PE UNPRES										
2oz Cr*										
QT INORGANIC CHEMICAL METALS										
INORGANIC CHEMICAL METALS 4oz / 8oz / 16oz										
PT CYANIDE										
PT NITROGEN FORMS										
PT TOTAL SULFIDE										
2oz. NITRATE / NITRITE										
PT TOTAL ORGANIC CARBON										
PT CHEMICAL OXYGEN DEMAND										
PIA PHENOLICS										
40ml VOA VIAL TRAVEL BLANK										
40ml VOA VIAL										
QT EPA 1664B										
PT ODOR										
RADIOLOGICAL										
BACTERIOLOGICAL										
40 ml VOA VIAL - 504										
QT EPA 508/608.3/8081A										
QT EPA 515.1/8151A										
QT EPA 525.2										
QT EPA 525.2 TRAVEL BLANK										
40ml EPA 547										
40ml EPA 531.J										
8oz EPA 548.1										
QT EPA 549.2										
QT EPA 8015M										
QT EPA 8270C										
8oz / 16oz / 32oz AMBER										
8oz / 16oz / 32oz JAR										
SOIL SLEEVE										
PCB VIAL										
PLASTIC BAG										
TEDLAR BAG										
FERROUS IRON										
ENCORE										
SMART KIT										
SUMMA CANISTER										

CHK BY CL2 DISTRIBUTION
 SUB OUT

Comments: _____
 Sample Numbering Completed By: SMH Date/Time: 2/12/26 1318
 A = Actual / C = Corrected

Enthalpy Analytical - Orange
931 West Barkley Avenue
Orange, CA 92868

Reported: 02/20/2026 17:53
Project: Chiquita Canyon Landfill Stormwater
Project Number: 552880
Project Manager: David Tripp

Laboratory / Client Sample Cross Reference

Laboratory	Client Sample Information			
2602228-01	COC Number:	---	Receive Date:	02/12/2026 10:45
	Project Number:	---	Sampling Date:	02/11/2026 09:05
	Sampling Location:	---	Sample Depth:	---
	Sampling Point:	OUTLET	Lab Matrix:	Water
	Sampled By:	client	Sample Type:	Water

The results in this report apply to the samples analyzed in accordance with the chain of custody document. This analytical report must be reproduced in its entirety.
All results listed in this report are for the exclusive use of the submitting party. Pace Analytical assumes no responsibility for report alteration, separation, detachment or third party interpretation.

Enthalpy Analytical - Orange
931 West Barkley Avenue
Orange, CA 92868

Reported: 02/20/2026 17:53
Project: Chiquita Canyon Landfill Stormwater
Project Number: 552880
Project Manager: David Tripp

Organo-Phosphorus Pesticide Analysis (EPA Method 8141A)

Pace Sample ID: 2602228-01	Client Sample Name: OUTLET, 2/11/2026 9:05:00AM, client
-----------------------------------	--

Constituent	Result	Units	PQL	MDL	Method	MB Bias	Lab Quals	DCN
Azinphos methyl	ND	ug/L	1.0	0.24	EPA-8141A	ND	A10	1
Bolstar	ND	ug/L	0.40	0.10	EPA-8141A	ND	A10	1
Chlorpyrifos	ND	ug/L	0.40	0.10	EPA-8141A	ND	A10	1
Coumaphos	ND	ug/L	1.0	0.22	EPA-8141A	ND	A10	1
Demeton O/S	ND	ug/L	0.40	0.11	EPA-8141A	ND	A10	1
Diazinon	ND	ug/L	0.40	0.10	EPA-8141A	ND	A10	1
Dichlorvos	ND	ug/L	0.40	0.10	EPA-8141A	ND	A10	1
Disulfoton	ND	ug/L	0.40	0.10	EPA-8141A	ND	A10	1
Ethoprop	ND	ug/L	0.40	0.10	EPA-8141A	ND	A10	1
Fensulfothion	ND	ug/L	0.40	0.10	EPA-8141A	ND	A10	1
Fenthion	ND	ug/L	0.40	0.10	EPA-8141A	ND	A10	1
Merphos	ND	ug/L	0.40	0.10	EPA-8141A	ND	A10	1
Methyl parathion	ND	ug/L	0.40	0.10	EPA-8141A	ND	A10	1
Mevinphos	ND	ug/L	0.40	0.10	EPA-8141A	ND	A10	1
Naled	ND	ug/L	1.0	0.34	EPA-8141A	ND	A10	1
Phorate	ND	ug/L	0.40	0.13	EPA-8141A	ND	A10	1
Ronnel (Fenclorvos)	ND	ug/L	0.40	0.10	EPA-8141A	ND	A10	1
Stirophos (Tetrachlorvinphos)	ND	ug/L	0.40	0.16	EPA-8141A	ND	A10	1
Tokuthion (Prothiofos)	ND	ug/L	0.40	0.10	EPA-8141A	ND	A10	1
Trichloronate	ND	ug/L	0.40	0.10	EPA-8141A	ND	A10	1
Triphenylphosphate (Surrogate)	166	%	50 - 130 (LCL - UCL)		EPA-8141A		S09	1

DCN	Method	Prep Date	Run		Analyst	Instrument	Dilution	QC	
			Date/Time					Batch ID	Prep Method
1	EPA-8141A	02/17/26 16:30	02/20/26	07:51	IJC	GC-18	2.041	B227388	EPA 3510C

DCN = Data Continuation Number

Enthalpy Analytical - Orange
931 West Barkley Avenue
Orange, CA 92868

Reported: 02/20/2026 17:53
Project: Chiquita Canyon Landfill Stormwater
Project Number: 552880
Project Manager: David Tripp

Organo-Phosphorus Pesticide Analysis (EPA Method 8141A)

Quality Control Report - Method Blank Analysis

Constituent	QC Sample ID	MB Result	Units	PQL	MDL	Lab Quals	Run #
QC Batch ID: B227388							
Azinphos methyl	B227388-BLK1	ND	ug/L	0.50	0.12		1
Bolstar	B227388-BLK1	ND	ug/L	0.20	0.050		1
Chlorpyrifos	B227388-BLK1	ND	ug/L	0.20	0.050		1
Coumaphos	B227388-BLK1	ND	ug/L	0.50	0.11		1
Demeton O/S	B227388-BLK1	ND	ug/L	0.20	0.056		1
Diazinon	B227388-BLK1	ND	ug/L	0.20	0.050		1
Dichlorvos	B227388-BLK1	ND	ug/L	0.20	0.050		1
Disulfoton	B227388-BLK1	ND	ug/L	0.20	0.050		1
Ethoprop	B227388-BLK1	ND	ug/L	0.20	0.052		1
Fensulfothion	B227388-BLK1	ND	ug/L	0.20	0.051		1
Fenthion	B227388-BLK1	ND	ug/L	0.20	0.050		1
Merphos	B227388-BLK1	ND	ug/L	0.20	0.050		1
Methyl parathion	B227388-BLK1	ND	ug/L	0.20	0.050		1
Mevinphos	B227388-BLK1	ND	ug/L	0.20	0.050		1
Naled	B227388-BLK1	ND	ug/L	0.50	0.17		1
Phorate	B227388-BLK1	ND	ug/L	0.20	0.066		1
Ronnel (Fenclorphos)	B227388-BLK1	ND	ug/L	0.20	0.050		1
Stirophos (Tetrachlorvinphos)	B227388-BLK1	ND	ug/L	0.20	0.082		1
Tokuthion (Prothiofos)	B227388-BLK1	ND	ug/L	0.20	0.050		1
Trichloronate	B227388-BLK1	ND	ug/L	0.20	0.050		1
Triphenylphosphate (Surrogate)	B227388-BLK1	116	%	50 - 130 (LCL - UCL)			1

Run #	QC Sample ID	QC Type	Method	Prep Date	Run Date Time	Analyst	Instrument	Dilution
1	B227388-BLK1	PB	EPA-8141A	02/17/26	02/20/26 00:59	IJC	GC-18	1

The results in this report apply to the samples analyzed in accordance with the chain of custody document. This analytical report must be reproduced in its entirety.
All results listed in this report are for the exclusive use of the submitting party. Pace Analytical assumes no responsibility for report alteration, separation, detachment or third party interpretation.

Enthalpy Analytical - Orange
931 West Barkley Avenue
Orange, CA 92868

Reported: 02/20/2026 17:53
Project: Chiquita Canyon Landfill Stormwater
Project Number: 552880
Project Manager: David Tripp

Organo-Phosphorus Pesticide Analysis (EPA Method 8141A)

Quality Control Report - Laboratory Control Sample

Constituent	QC Sample ID	Type	Result	Spike Level	Units	Percent Recovery	RPD	Control Limits		Lab	Run #
								Percent Recovery	RPD		
QC Batch ID: B227388											
Bolstar	B227388-BS1	LCS	1.6500	2.0000	ug/L	82.5		50 - 130			1
	B227388-BSD1	LCSD	1.6300	2.0000	ug/L	81.5	1.2	50 - 130		30	2
Chlorpyrifos	B227388-BS1	LCS	2.0450	2.0000	ug/L	102		60 - 120			1
	B227388-BSD1	LCSD	2.0150	2.0000	ug/L	101	1.5	60 - 120		30	2
Diazinon	B227388-BS1	LCS	1.9750	2.0000	ug/L	98.8		60 - 130			1
	B227388-BSD1	LCSD	1.9700	2.0000	ug/L	98.5	0.3	60 - 130		30	2
Methyl parathion	B227388-BS1	LCS	2.0550	2.0000	ug/L	103		60 - 120			1
	B227388-BSD1	LCSD	2.0800	2.0000	ug/L	104	1.2	60 - 120		30	2
Mevinphos	B227388-BS1	LCS	1.9950	2.0000	ug/L	99.8		50 - 120			1
	B227388-BSD1	LCSD	1.9850	2.0000	ug/L	99.2	0.5	50 - 120		30	2
Ronnel (Fenchlorphos)	B227388-BS1	LCS	2.0800	2.0000	ug/L	104		50 - 120			1
	B227388-BSD1	LCSD	2.0800	2.0000	ug/L	104	0	50 - 120		30	2
Stirophos (Tetrachlorvinphos)	B227388-BS1	LCS	2.0850	2.0000	ug/L	104		50 - 120			1
	B227388-BSD1	LCSD	2.0750	2.0000	ug/L	104	0.5	50 - 120		30	2
Triphenylphosphate (Surrogate)	B227388-BS1	LCS	2.5800	2.5000	ug/L	103		50 - 130			1
	B227388-BSD1	LCSD	2.5050	2.5000	ug/L	100	2.9	50 - 130			2

Run #	QC Sample ID	QC Type	Method	Prep Date	Run		Analyst	Instrument	Dilution
					Date	Time			
1	B227388-BS1	LCS	EPA-8141A	02/17/26	02/20/26	01:29	IJC	GC-18	1
2	B227388-BSD1	LCSD	EPA-8141A	02/17/26	02/20/26	01:58	IJC	GC-18	1

The results in this report apply to the samples analyzed in accordance with the chain of custody document. This analytical report must be reproduced in its entirety.
All results listed in this report are for the exclusive use of the submitting party. Pace Analytical assumes no responsibility for report alteration, separation, detachment or third party interpretation.



Enthalpy Analytical - Orange
931 West Barkley Avenue
Orange, CA 92868

Reported: 02/20/2026 17:53
Project: Chiquita Canyon Landfill Stormwater
Project Number: 552880
Project Manager: David Tripp

Notes And Definitions

- MDL Method Detection Limit
- ND Analyte Not Detected
- PQL Practical Quantitation Limit
- A10 Detection and quantitation limits were raised due to matrix interference.
- S09 The surrogate recovery for this compound was not within the control limits.

The results in this report apply to the samples analyzed in accordance with the chain of custody document. This analytical report must be reproduced in its entirety.
All results listed in this report are for the exclusive use of the submitting party. Pace Analytical assumes no responsibility for report alteration, separation, detachment or third party interpretation.

Laboratory Job Number 552880

Subcontracted Products

McCampbell Analytical, Inc.



McC Campbell Analytical, Inc.

"When Quality Counts"

Analytical Report

WorkOrder: 2602834 **Amended:** 03/13/2026

Revision: 1

Report Created for: Enthalpy Analytical

931 West Barkley Avenue
Orange, CA 92868

Project Contact: David Tripp

Project P.O.: 079649

Project: EO-552880

Project Location:

Project Received: 02/12/2026

Analytical Report reviewed & approved for release on 02/20/2026 by:

Tracy Babjar

Project Manager

The report shall not be reproduced except in full, without the written approval of the laboratory. The analytical results relate only to the items tested. Results reported conform to the most current regulatory standards, where applicable, unless otherwise stated.





Revision History

Client: Enthalpy Analytical

WorkOrder: 2602834

Project: EO-552880

<u>Date</u>	<u>Revision</u>	<u>Reason</u>
03/13/2026	1	Revised to report 8151 data less dilute.



Glossary of Terms & Qualifier Definitions

Client: Enthalpy Analytical

WorkOrder: 2602834

Project: EO-552880

Glossary Abbreviation

%D	Serial Dilution Percent Difference
95% Interval	95% Confident Interval
CCV	Continuing Calibration Verification.
CCV REC (%)	The % recovery of Continuing Calibration Verification
DF	Dilution Factor
DI WET	(DISTLC) Waste Extraction Test using DI water
DISS	Dissolved (sample filtered using a 0.45 µm filter size)
DLT	Dilution Test (Serial Dilution)
DUP	Duplicate
EDL	Estimated Detection Limit
ITEF	International Toxicity Equivalence Factor
LCS	Laboratory Control Sample
LCS2	Second LCS for the batch. Spike level is lower than that for the first LCS; applicable to method 1633.
LQL	Lowest Quantitation Level
MB	Method Blank
MB IS/SS % Rec	% Recovery of Internal Standard or Surrogate in Method Blank, if applicable
MB SS % Rec	% Recovery of Surrogate in Method Blank, if applicable
MDL	Method Detection Limit ¹
ML	Minimum Level of Quantitation
MS	Matrix Spike
MSD	Matrix Spike Duplicate
NA	Not Applicable
ND	Not detected at or above the indicated MDL (if present) or RL.
NR	Data Not Reported due to matrix interference or insufficient sample amount.
PDS	Post Digestion Spike
PF	Prep Factor
RD	Relative Difference
RL	Reporting Limit ²
RPD	Relative Percent Difference
RRT	Relative Retention Time
RSD	Relative Standard Deviation
SPK Val	Spike Value
SPKRef Val	Spike Reference Value
SPLP	Synthetic Precipitation Leachate Procedure

¹ MDL is the minimum measured concentration of a substance that can be reported with 99% confidence that the measured concentration is distinguishable from method blank results. Definition and Procedure for the Determination of the Method Detection Limit, Revision 2, 40CFR, Part 136, Appendix B, EPA 821-R-16-006, December 2016. Values are based upon our default extraction volume/amount and are subject to change.

² RL is the lowest level that can be reliably determined within specified limits of precision and accuracy during routine laboratory operating conditions. (The RL cannot be lower than the lowest calibration standard used in the initial calibration of the instrument and must be greater than the MDL.) Values are based upon our default extraction volume/amount and are subject to change.



Glossary of Terms & Qualifier Definitions

Client: Enthalpy Analytical

WorkOrder: 2602834

Project: EO-552880

TCLP	Toxicity Characteristic Leachate Procedure
TEQ	Toxicity Equivalents
TNTC	"Too Numerous to Count;" greater than 250 colonies observed on the plate.
TPH-Diesel	Sample results for semi-volatile TPH (diesel, kerosene, oil, etc) were calculated using a background subtraction procedure to correct for instrument baseline rise (column bleed) as described in Sec 7.7.2.2 of EPA 8015 B, C.
TZA	TimeZone Net Adjustment for sample collected outside of MAI's Coordinated Universal Time (UTC). (Adjustment for Daylight Saving is not accounted.)
WET (STLC)	Waste Extraction Test (Soluble Threshold Limit Concentration)

Analytical Qualifiers

a3 Sample diluted due to high organic content interfering with quantitative/or qualitative analysis.



Analytical Report

Client: Enthelpy Analytical
Date Received: 02/12/2026 9:30
Date Prepared: 02/13/2026
Project: EO-552880

WorkOrder: 2602834
Extraction Method: E8151A
Analytical Method: E8151A
Unit: µg/L

Chlorinated Herbicides by GC-ECD

Client ID	Lab ID	Matrix	Date Collected	Instrument FileID	Batch ID
OUTLET	2602834-001A	Water	02/11/2026 09:05	GC15A 03112625.D	335618

Analytes	Result	MDL	RL	DF	Date Analyzed
Acifluorfen	ND	0.53	1.0	1	03/11/2026 18:01
Bentazon	ND	0.32	1.0	1	03/11/2026 18:01
Chloramben	ND	0.64	1.0	1	03/11/2026 18:01
2,4-D (Dichlorophenoxyacetic acid)	ND	0.079	0.20	1	03/11/2026 18:01
2,4-DB	ND	0.42	1.0	1	03/11/2026 18:01
Dalapon	ND	0.77	1.0	1	03/11/2026 18:01
DCPA (mono & diacid)	ND	0.50	1.0	1	03/11/2026 18:01
Dicamba	ND	0.074	0.20	1	03/11/2026 18:01
3,5-Dichlorobenzoic Acid	ND	0.24	1.0	1	03/11/2026 18:01
Dichloroprop	ND	0.35	1.0	1	03/11/2026 18:01
Dinoseb (DNBP)	ND	0.30	1.0	1	03/11/2026 18:01
MCPA	ND	1.3	2.0	1	03/11/2026 18:01
MCPP	ND	1.2	2.0	1	03/11/2026 18:01
4-Nitrophenol	ND	0.77	1.0	1	03/11/2026 18:01
Pentachlorophenol (PCP)	ND	0.055	0.20	1	03/11/2026 18:01
Picloram	ND	0.38	1.0	1	03/11/2026 18:01
2,4,5-T (Trichlorophenoxy acetic acid)	ND	0.10	0.20	1	03/11/2026 18:01
2,4,5-TP (Silvex)	ND	0.16	0.50	1	03/11/2026 18:01

Surrogates	REC (%)	Limits	DF	Date Analyzed
DCAA	88	60-140	1	03/11/2026 18:01

Analyst(s): DP



Analytical Report

Client: Enthalpy Analytical
Date Received: 02/12/2026 9:30
Date Prepared: 02/17/2026
Project: EO-552880

WorkOrder: 2602834
Extraction Method: RSK175
Analytical Method: RSK175
Unit: µg/L

Dissolved Carbon Dioxide by RSK 175

Client ID	Lab ID	Matrix	Date Collected	Instrument FileID	Batch ID
OUTLET	2602834-001B	Water	02/11/2026 09:05	GC26 0217261007.D	335857

Analytes	Result	MDL	RL	DF	Date Analyzed
Carbon Dioxide	750	50	50	1	02/17/2026 17:08

Analyst(s): CLO



Quality Control Report

Client: Enthalpy Analytical
Date Prepared: 02/13/2026
Date Analyzed: 02/14/2026 - 02/19/2026
Instrument: GC15A
Matrix: Water
Project: EO-552880

WorkOrder: 2602834
BatchID: 335618
Extraction Method: E8151A
Analytical Method: E8151A
Unit: µg/L
Sample ID: MB/LCS/LCSD-335618

QC Summary Report for E8151A

Analyte	MB Result	MDL	RL	SPK Val	MB IS/SS %REC	MB IS/SS Limits
Acifluorfen	ND	0.53	1.0	-	-	-
Bentazon	ND	0.32	1.0	-	-	-
Chloramben	ND	0.64	1.0	-	-	-
2,4-D (Dichlorophenoxyacetic acid)	ND	0.079	0.20	-	-	-
2,4-DB	ND	0.42	1.0	-	-	-
Dalapon	ND	0.77	1.0	-	-	-
DCPA (mono & diacid)	ND	0.50	1.0	-	-	-
Dicamba	ND	0.074	0.20	-	-	-
3,5-Dichlorobenzoic Acid	ND	0.24	1.0	-	-	-
Dichloroprop	ND	0.35	1.0	-	-	-
Dinoseb (DNBP)	ND	0.30	1.0	-	-	-
MCPA	ND	1.3	2.0	-	-	-
MCPP	ND	1.2	2.0	-	-	-
4-Nitrophenol	ND	0.77	1.0	-	-	-
Pentachlorophenol (PCP)	ND	0.055	0.20	-	-	-
Picloram	ND	0.38	1.0	-	-	-
2,4,5-T (Trichlorophenoxy acetic acid)	ND	0.10	0.20	-	-	-
2,4,5-TP (Silvex)	ND	0.16	0.50	-	-	-
Surrogate Recovery						
DCAA	7.0			10	70	70-130

(Cont.)



Quality Control Report

Client: Enthalpy Analytical
Date Prepared: 02/13/2026
Date Analyzed: 02/14/2026 - 02/19/2026
Instrument: GC15A
Matrix: Water
Project: EO-552880

WorkOrder: 2602834
BatchID: 335618
Extraction Method: E8151A
Analytical Method: E8151A
Unit: µg/L
Sample ID: MB/LCS/LCSD-335618

QC Summary Report for E8151A

Analyte	LCS Result	LCSD Result	SPK Val	LCS %REC	LCSD %REC	LCS/LCSD Limits	RPD	RPD Limit
Acifluorfen	11	11	10	114	108	70-130	5.35	30
Bentazon	11	11	10	110	112	70-130	1.49	30
Chloramben	11	11	10	113	112	70-130	0.242	30
2,4-D (Dichlorophenoxyacetic acid)	10	9.7	10	103	97	70-130	6.29	30
2,4-DB	11	12	10	114	116	70-130	1.38	30
Dalapon	9.8	9.5	10	98	95	70-130	3.15	30
DCPA (mono & diacid)	10	10	10	102	101	70-130	1.77	30
Dicamba	10	9.9	10	100	99	70-130	0.684	30
3,5-Dichlorobenzoic Acid	9.7	9.5	10	97	95	70-130	1.66	30
Dichloroprop	11	9.8	10	106	98	70-130	7.88	30
Dinoseb (DNBP)	11	11	10	106	108	70-130	0.965	30
MCPA	93	95	100	93	95	70-130	2.65	30
MCPP	100	100	100	103	105	70-130	1.92	30
4-Nitrophenol	7.2	7.1	10	72	71	70-130	1.65	30
Pentachlorophenol (PCP)	10	10	10	103	102	70-130	0.861	30
Picloram	11	10	10	106	101	70-130	4.39	30
2,4,5-T (Trichlorophenoxy acetic acid)	11	11	10	107	106	70-130	1.34	30
2,4,5-TP (Silvex)	11	10	10	107	104	70-130	3.53	30
Surrogate Recovery								
DCAA	8.2	8.2	10	82	82	70-130	0.0564	30



Quality Control Report

Client: Enthalpy Analytical
Date Prepared: 02/17/2026
Date Analyzed: 02/17/2026
Instrument: GC26
Matrix: Water
Project: EO-552880

WorkOrder: 2602834
BatchID: 335857
Extraction Method: RSK175
Analytical Method: RSK175
Unit: µg/L
Sample ID: MB/LCS/LCSD-335857

QC Summary Report for RSK175

Analyte	MB Result	MDL	RL			
Carbon Dioxide	ND	50	50	-	-	-

Analyte	LCS Result	LCSD Result	SPK Val	LCS %REC	LCSD %REC	LCS/LCSD Limits	RPD	RPD Limit
Carbon Dioxide	190	150	187.2	100	82	70-130	20.7	30



Certified Analyte List

Client: Enthalpy Analytical

WorkOrder: 2602834

Project: EO-552880

Analyte	Cert 1	Cert 2	Cert 3	Cert 4	Cert 5	Analytical Method	Matrix
2,4,5-T (Trichlorophenoxy acetic acid)	<input checked="" type="radio"/>	<input checked="" type="radio"/>	<input type="radio"/>	<input type="radio"/>	<input type="radio"/>	E8151A	Water
2,4,5-TP (Silvex)	<input checked="" type="radio"/>	<input checked="" type="radio"/>	<input type="radio"/>	<input type="radio"/>	<input type="radio"/>	E8151A	Water
2,4-D (Dichlorophenoxyacetic acid)	<input checked="" type="radio"/>	<input checked="" type="radio"/>	<input type="radio"/>	<input type="radio"/>	<input type="radio"/>	E8151A	Water
2,4-DB	<input checked="" type="radio"/>	<input checked="" type="radio"/>	<input type="radio"/>	<input type="radio"/>	<input type="radio"/>	E8151A	Water
3,5-Dichlorobenzoic Acid	<input type="radio"/>	<input checked="" type="radio"/>	<input type="radio"/>	<input type="radio"/>	<input type="radio"/>	E8151A	Water
4-Nitrophenol	<input checked="" type="radio"/>	<input checked="" type="radio"/>	<input type="radio"/>	<input type="radio"/>	<input type="radio"/>	E8151A	Water
Acifluorfen	<input type="radio"/>	<input checked="" type="radio"/>	<input type="radio"/>	<input type="radio"/>	<input type="radio"/>	E8151A	Water
Bentazon	<input type="radio"/>	<input checked="" type="radio"/>	<input type="radio"/>	<input type="radio"/>	<input type="radio"/>	E8151A	Water
Chloramben	<input type="radio"/>	<input checked="" type="radio"/>	<input type="radio"/>	<input type="radio"/>	<input type="radio"/>	E8151A	Water
Dalapon	<input checked="" type="radio"/>	<input checked="" type="radio"/>	<input type="radio"/>	<input type="radio"/>	<input type="radio"/>	E8151A	Water
DCPA (mono & diacid)	<input type="radio"/>	<input checked="" type="radio"/>	<input type="radio"/>	<input type="radio"/>	<input type="radio"/>	E8151A	Water
Dicamba	<input checked="" type="radio"/>	<input checked="" type="radio"/>	<input type="radio"/>	<input type="radio"/>	<input type="radio"/>	E8151A	Water
Dichloroprop	<input checked="" type="radio"/>	<input checked="" type="radio"/>	<input type="radio"/>	<input type="radio"/>	<input type="radio"/>	E8151A	Water
Dinoseb (DNBP)	<input checked="" type="radio"/>	<input checked="" type="radio"/>	<input type="radio"/>	<input type="radio"/>	<input type="radio"/>	E8151A	Water
MCPA	<input checked="" type="radio"/>	<input checked="" type="radio"/>	<input type="radio"/>	<input type="radio"/>	<input type="radio"/>	E8151A	Water
MCPP	<input checked="" type="radio"/>	<input checked="" type="radio"/>	<input type="radio"/>	<input type="radio"/>	<input type="radio"/>	E8151A	Water
Pentachlorophenol (PCP)	<input checked="" type="radio"/>	<input checked="" type="radio"/>	<input type="radio"/>	<input type="radio"/>	<input type="radio"/>	E8151A	Water
Picloram	<input type="radio"/>	<input checked="" type="radio"/>	<input type="radio"/>	<input type="radio"/>	<input type="radio"/>	E8151A	Water

Certifications

Cert 1 CA ELAP 1644
 Cert 2 ORELAP (NELAP) 4033

The Certified Analyte Report lists the compounds for which MAI is accredited at the time of issuance. Although MAI holds multiple accreditations, methods with extensive compound lists may not be fully accredited due to state agency availability.



1534 Willow Pass Rd
Pittsburg, CA 94565-1701
(925) 252-9262

WaterTrax CLIP EDF

CHAIN-OF-CUSTODY RECORD

WorkOrder: 2602834 **ClientCode: ENO** **QuoteID: 262776**
 EQuIS Dry-Weight Email HardCopy ThirdParty J-flag
 Detection Summary **Excel** [A1_Standard_QC]

Report to:
David Tripp
Enthalpy Analytical
931 West Barkley Avenue
Orange, CA 92868
657-581-4710 FAX:

Email: david.tripp@enthalpy.com
cc/3rd Party: incomingreports@enthalpy.com;
PO: 079649
Project: EO-552880

Bill to:
Accounts Payable/Enthalpy SoCal
Montrose Environmental Group
PO Box 842165
Boston, MA 02284-2165
003EL_ap@montrose-env.com

Requested TAT: 5 days;

Date Received: 02/12/2026
Date Logged: 02/12/2026

Lab ID	ClientSampID	Matrix	Collection Date	Hold	Requested Tests (See legend below)												
					1	2	3	4	5	6	7	8	9	10	11	12	
2602834-001	OUTLET	Water	2/11/2026 09:05	<input type="checkbox"/>	A	A	B										

Test Legend:

1	8151_W	2	PRDisposal Fee	3	RSK175_CO2_W	4	
5		6		7		8	
9		10		11		12	

Project Manager: Jena Alfaro

Prepared by: Agustina Venegas

Comments:

NOTE: Soil samples are discarded 60 days after receipt unless other arrangements are made (Water samples are 30 days).
Hazardous samples will be returned to client or disposed of at client expense.



WORK ORDER SUMMARY

Client Name: ENTHALPY ANALYTICAL

Project: EO-552880

Work Order: 2602834

Client Contact: David Tripp

QC Level: LEVEL 2

Contact's Email: david.tripp@enthalpy.com

Comments:

Date Logged: 2/12/2026

WaterTrax
 CLIP
 EDF
 Excel
 EQUIS
 Email
 HardCopy
 ThirdParty
 J-flag

LabID	ClientSampID	Matrix	Test Name	Cont./Comp.	Bottle & Preservative	U**	Head Space	Dry-Weight	Collection Date & Time	TAT	Test Due Date	Sediment Content	Hold	Sub Out
001A	OUTLET	Water	E8151A (Chlorinated Herbicides)	1	1LA Narrow Mouth, Unpres	<input type="checkbox"/>	<input type="checkbox"/>	<input type="checkbox"/>	2/11/2026 9:05	5 days	2/20/2026	Present	<input type="checkbox"/>	<input type="checkbox"/>
001B	OUTLET	Water	RSK175 (CO2)	2	VOA, Unpres	<input type="checkbox"/>	<input type="checkbox"/>	<input type="checkbox"/>	2/11/2026 9:05	5 days	2/20/2026	Present	<input type="checkbox"/>	<input type="checkbox"/>

NOTES: * STLC and TCLP extractions require 2 days to complete; therefore, all TATs begin after the extraction is completed (i.e., One-day TAT yields results in 3 days from sample submission).

- ISM prep requires 5 to 10 days to complete; therefore, all TATs begin after the extraction is completed (i.e., One-day TAT yields results in 6 to 11 days from sample submission). Due date listed on WO summary will not accurately reflect the time needed for sample preparation.

- Organic extracts are held for 40 days before disposal; Inorganic extract are held for 30 days.

- MAI assumes that all material present in the provided sampling container is considered part of the sample - MAI does not exclude any material from the sample prior to sample preparation unless requested in writing by the client.

U** = An unpreserved container was received for a method that suggests a preservation in order to extend hold time for analysis.

2102834

Subcontract Laboratory:

McCampbell Analytical, Inc.
 1534 Willow Pass Rd.
 Pittsburg, CA 94565
 ATTN: Quote ID: 252619
 PO #: Quote ID: 262776

Enthalpy Order: EO-552880

PM: David Tripp
 Email: david.tripp@enthalpy.com
 CC: incomingreports@enthalpy.com
 Phone: 657-581-4710

Results Due: Standard TAT (w/ HT
 RUSH)

Report Level: II



Report To: MDL

EDDs: Standard Excel EDD

Notes:

CHIQUITA Stormwater - Hold time rush please, if necessary

Sample ID	Collected	Lab ID	# Cont.	Matrix	Analysis Requested	Comment
OUTLET	11-FEB-2026 09:05	552880-001	1	Water	EPA 8151A Chlorinated Herbicides	
			2	Water	RSK-175 CO2	

Notes:	Relinquished By:	Received By:
		
	Date: 2-11-26 14:55	Date: 2/12/26 0930
	Date:	Date:
	Date:	Date:
	Date:	Date:

0.1c MEA
 1R41

FEDEX: 888708181257



Sample Receipt Checklist

Client Name: **Enthalpy Analytical**
 Project: **EO-552880**

Date and Time Received: **2/12/2026 09:30**
 Date Logged: **2/12/2026**
 Received by: **Agustina Venegas**
 Logged by: **Agustina Venegas**

WorkOrder No: **2602834** Matrix: Water
 Carrier: FedEx

Chain of Custody (COC) Information

Chain of custody present?	Yes <input checked="" type="checkbox"/>	No <input type="checkbox"/>	
Chain of custody signed when relinquished and received?	Yes <input checked="" type="checkbox"/>	No <input type="checkbox"/>	
Chain of custody agrees with sample labels?	Yes <input checked="" type="checkbox"/>	No <input type="checkbox"/>	
Sample IDs noted by Client on COC?	Yes <input checked="" type="checkbox"/>	No <input type="checkbox"/>	
Date and Time of collection noted by Client on COC?	Yes <input checked="" type="checkbox"/>	No <input type="checkbox"/>	
Sampler's name noted on COC?	Yes <input type="checkbox"/>	No <input checked="" type="checkbox"/>	
COC agrees with Quote?	Yes <input checked="" type="checkbox"/>	No <input type="checkbox"/>	NA <input type="checkbox"/>
COC quote is active?	Yes <input checked="" type="checkbox"/>	No <input type="checkbox"/>	NA <input type="checkbox"/>

Sample Receipt Information

Custody seals intact on shipping container/cooler?	Yes <input type="checkbox"/>	No <input type="checkbox"/>	NA <input checked="" type="checkbox"/>
Custody seals intact on sample bottles?	Yes <input type="checkbox"/>	No <input type="checkbox"/>	NA <input checked="" type="checkbox"/>
Shipping container/cooler in good condition?	Yes <input checked="" type="checkbox"/>	No <input type="checkbox"/>	
Samples in proper containers/bottles?	Yes <input checked="" type="checkbox"/>	No <input type="checkbox"/>	
Sample containers intact?	Yes <input checked="" type="checkbox"/>	No <input type="checkbox"/>	
Sufficient sample volume for indicated test?	Yes <input checked="" type="checkbox"/>	No <input type="checkbox"/>	

Sample Preservation and Hold Time (HT) Information

All samples received within holding time?	Yes <input checked="" type="checkbox"/>	No <input type="checkbox"/>	NA <input type="checkbox"/>
Samples Received on Ice?	Yes <input checked="" type="checkbox"/>	No <input type="checkbox"/>	

(Ice Type: WET ICE)

Sample/Temp Blank temperature		Temp: 0.1°C	NA <input type="checkbox"/>
ZHS conditional analyses: VOA meets zero headspace requirement (VOCs, TPHg/BTEX, RSK)?	Yes <input checked="" type="checkbox"/>	No <input type="checkbox"/>	NA <input type="checkbox"/>
Sample labels checked for correct preservation?	Yes <input checked="" type="checkbox"/>	No <input type="checkbox"/>	
pH acceptable upon receipt (Metal: <2)?	Yes <input type="checkbox"/>	No <input type="checkbox"/>	NA <input checked="" type="checkbox"/>

UCMR Samples:

pH tested and acceptable upon receipt (200.7: ≤2; 533: 6 - 8; 537.1: 6 - 8)?	Yes <input type="checkbox"/>	No <input type="checkbox"/>	NA <input checked="" type="checkbox"/>
Free Chlorine tested and acceptable upon receipt (<0.1mg/L) [not applicable to 200.7]?	Yes <input type="checkbox"/>	No <input type="checkbox"/>	NA <input checked="" type="checkbox"/>

Comments:

Laboratory Job Number 552880

Subcontracted Products

Enthalpy - El Dorado Hills



March 05, 2026

**Enthalpy Analytical - El Dorado Hills
Work Order No. 2602134**

Mr. David Tripp
Enthalpy Analytical
931 W. Barkley Avenue
Orange, CA 92868

Dear Mr. Tripp,

Enclosed are the results for the sample set received at Enthalpy Analytical - EDH on February 12, 2026 under your Project Name 'EO-552880'.

Enthalpy Analytical - EDH is committed to serving you effectively. If you require additional information, please contact me at 916-673-1520 or by email at mark.rein@enthalpy.com.

Thank you for choosing Enthalpy Analytical - EDH as part of your analytical support team.

Sincerely,

A handwritten signature in black ink, appearing to read 'Mark Rein', is displayed within a light grey rectangular box.

Mark Rein
Project Manager

Enthalpy Analytical -EDH certifies that the report herein meets all the requirements set forth by NELAP for those applicable test methods. Results relate only to the samples as received by the laboratory. This report should not be reproduced except in full without the written approval of Enthalpy Analytical -EDH.

Enthalpy Analytical - EDH Work Order No. 2602134

Case Narrative

Sample Condition on Receipt:

One water sample was received and stored securely in accordance with Enthalpy Analytical - EDH standard operating procedures and EPA methodology. The sample was received in good condition and within the method temperature requirements.

Analytical Notes:

EPA Method 8290A

The sample was extracted and analyzed for 2,3,7,8-TCDD by EPA Method 8290A using a ZB-DIOXIN GC column.

Holding Times

The method holding time criteria was met for the sample.

Quality Control

The Initial Calibration and Continuing Calibration Verifications met the method acceptance criteria.

A Method Blank and Ongoing Precision and Recovery (OPR) sample were extracted and analyzed with the preparation batch. No analytes were detected above the sample quantitation limits in the Method Blank. The OPR recoveries were within the method acceptance criteria.

Labeled standard recoveries for all QC and field samples were within method acceptance criteria.

TABLE OF CONTENTS

Case Narrative.....	1
Table of Contents.....	3
Sample Inventory.....	4
Analytical Results.....	5
Qualifiers.....	9
Certifications.....	10
Sample Receipt.....	11

Sample Inventory Report

Sample ID	Client Sample ID	Sampled	Received	Components/Containers
2602134-01	OUTLET	11-Feb-26 09:05	12-Feb-26 09:51	Amber Glass NM Bottle, 1L

ANALYTICAL RESULTS

Sample ID: Method Blank
EPA Method 8290A

Client Data		Laboratory Data					
Name:	Enthalpy Analytical	Lab Sample:	B26B311-BLK1	Date Extracted:	26-Feb-26		
Project:	EO-552880	QC Batch:	B26B311	Sample Size:	0.500 L	Column:	ZB-DIOXIN
Matrix:	Aqueous						

Analyte	Conc. (pg/L)	MDL	RL	Qualifiers	Analyzed	Dilution
2,3,7,8-TCDD	ND	3.56	10.0		03-Mar-26 00:00	1
Labeled Standards	Type	% Recovery	Limits	Qualifiers	Analyzed	Dilution
13C-2,3,7,8-TCDD	IS	85.0	40 - 135		03-Mar-26 00:00	1
37Cl-2,3,7,8-TCDD	CRS	90.1	40 - 135		03-Mar-26 00:00	1

MDL - Method Detection Limit

RL - Reporting limit

Results reported to MDL.

Sample ID: OPR
EPA Method 8290A

Client Data		Laboratory Data			
Name:	Enthalpy Analytical	Lab Sample:	B26B311-BS1		
Project:	EO-552880	QC Batch:	B26B311	Date Extracted:	26-Feb-26 04:13
Matrix:	Aqueous	Sample Size:	0.500 L	Column:	ZB-DIOXIN

Analyte	Amt Found (pg/L)	Spike Amt	% Recovery	Limits	Qualifiers	Analyzed	Dilution
2,3,7,8-TCDD	377	400	94.3	70 - 130		27-Feb-26 10:36	1
Labeled Standards	Type		% Recovery	Limits	Qualifiers	Analyzed	Dilution
13C-2,3,7,8-TCDD	IS		69.7	40 - 135		27-Feb-26 10:36	1
37Cl-2,3,7,8-TCDD	CRS		70.2	40 - 135		27-Feb-26 10:36	1

Sample ID: OUTLET
EPA Method 8290A

Client Data		Laboratory Data				
Name:	Enthalpy Analytical	Lab Sample:	2602134-01	Date Received:	12-Feb-26 09:51	
Project:	EO-552880	QC Batch:	B26B311	Date Extracted:	26-Feb-26	
Matrix:	Water	Sample Size:	0.503 L	Column:	ZB-DIOXIN	
Date Collected:	11-Feb-26 09:05					

Analyte	Conc. (pg/L)	MDL	RL	Qualifiers	Analyzed	Dilution
2,3,7,8-TCDD	ND	3.54	9.95		03-Mar-26 23:50	1

Labeled Standards	Type	% Recovery	Limits	Qualifiers	Analyzed	Dilution
13C-2,3,7,8-TCDD	IS	73.1	40 - 135		03-Mar-26 23:50	1
37Cl-2,3,7,8-TCDD	CRS	70.5	40 - 135		03-Mar-26 23:50	1

MDL - Method Detection Limit

RL - Reporting limit

Results reported to MDL.

DATA QUALIFIERS & ABBREVIATIONS

B	Compound was also detected in the method blank
Conc.	Concentration
CRS	Cleanup Recovery Standard
D	Dilution
DL	Detection Limit
E	Concentration exceeded the calibration range
EDL	Estimated Detection Limit
EMPC	Estimated Maximum Possible Concentration
H	Recovery and/or RPD was outside laboratory acceptance limits
I	Chemical Interference
IS	Internal Standard
J	Estimated Concentration below the Reporting Limit/LOQ
LOD	Limit of Detection
LOQ	Limit of Quantitation
MDL	Method Detection Limit
NA	Not Applicable
ND	Not Detected
OPR	Ongoing Precision and Recovery sample
P	Concentration may include contribution from chlorinated diphenyl ether(s).
Q	Ion transition ratio is outside of the acceptance criteria.
RL	Reporting Limit (MRL)
TEQ	Toxic Equivalency, sum of the toxic equivalency factors (TEF) multiplied by the sample concentrations.
TEQMax	TEQ calculated using the detection limit as the concentration for non-detects
TEQMin	TEQ calculated using zero as the concentration for non-detects
TEQRisk	TEQ calculated using $\frac{1}{2}$ the detection limit as the concentration for non-detects
U	Not Detected (specific projects only)
*	See Cover Letter

Unless otherwise noted, solid sample results are reported in dry weight. Tissue samples are reported in wet weight.

Enthalpy Analytical - EDH Certifications

Accrediting Authority	Certificate Number
Alaska Department of Environmental Conservation	17-013
California Department of Health – ELAP	2892
DoD ELAP - A2LA Accredited - ISO/IEC 17025	3091.01
Florida Department of Health	E87777
Louisiana Department of Environmental Quality	01977
Maine Department of Health	2020018
Michigan Department of Environmental Quality	9932
Minnesota Department of Health	2211390
Nevada Division of Environmental Protection	CA00413
New Hampshire Environmental Accreditation Program	207721
New Jersey Department of Environmental Protection	CA003
New York Department of Health	11411
Ohio Environmental Protection Agency	87778
Oregon Laboratory Accreditation Program	4042-021
Texas Commission on Environmental Quality	T104704189-22-13
Vermont Department of Health	VT-4042
Virginia Department of General Services	11276
Washington Department of Ecology	C584
Wisconsin Department of Natural Resources	998036160

Current certificates and lists of licensed parameters can be found at Enthalpy.com/Resources/Accreditations.

Subcontract Laboratory:

 Enthalpy - El Dorado Hills
 1104 Windfield Way
 El Dorado Hills, CA 95762
 ATTN: Mark Rein
 PO #: Required, to be sent via email

Enthalpy Order: EO-552880

 PM: David Tripp
 Email: david.tripp@enthalpy.com
 CC: incomingreports@enthalpy.com
 Phone: 657-581-4710

 Results Due: Standard TAT (15wd TAT)
 Report Level: II
 Report To: MDL
 EDDs: BLDR:Enthalpy (the normal EDD you send to Orange)

Notes:

CHIQUITA Stormwater - 15wd TAT or less if at all possible. No decanting.

Sample ID	Collected	Lab ID	# Cont.	Matrix	Analysis Requested	Comment
OUTLET	11-FEB-2026 09:05	552880-001	1	Water	EPA 8290 - 2,3,7,8-TCDD Only	

Notes:	Relinquished By:	Received By:
	<i>Con Kalit</i>	<i>J. D.</i>
	Date: 2-11-26 14:55	Date: 02/12/26 09:51
	Date:	Date:
	Date:	Date:
	Date:	Date:

CoC/Label Reconciliation Report WO# 2602134

LabNumber	CoC Sample ID	SampleAlias	Sample Date/Time	Container	BaseMatrix	Sample Comments
2602134-01	A OUTLET	552880-001	11-Feb-26 09:05	Amber Glass NM Bottle, 1L	Aqueous	

Checkmarks indicate that information on the COC reconciled with the sample label.
Any discrepancies are noted in the following columns.

CONDITION	Yes	No	NA
Sample Container Intact?	✓		
Sample Container(s) Custody Seals Intact?			✓
Custody Seals On Cooler Intact?			✓
Adequate Sample Volume?	✓		
Container Type Appropriate for Analysis(es)?	✓		

Comments:

No back up volume

Preservation Documented: Na2S2O3 Trizma NH4CH3CO2 None Other

Verified by/Date: JIT 02/12/20
XIA 02/12/20

ATTACHMENT C



ENTHALPY
ANALYTICAL

Enthalpy Analytical
931 West Barkley Ave
Orange, CA 92868
(714) 771-6900

enthalpy.com

Lab Job Number : 553108
Report Level : II
Report Date : 02/14/2026

Analytical Report *prepared for:*

Kyle Lopic
CTEH Chiquita Canyon Landfill - PROJ-037507
5120 Northshore Drive
North Little Rock, AR 72118

Project: WC CHIQUITACANYON LF - Waste Connections Chiquita Canyon LF - WESTERN INLET

Authorized for release by:

David Tripp, Project Manager
657-581-4710
david.tripp@enthalpy.com

This data package has been reviewed for technical correctness and completeness. Release of this data has been authorized by the Laboratory Manager or the Manager's designee, as verified by the above signature which applies to this PDF file as well as any associated electronic data deliverable files. The results contained in this report meet all requirements of NELAP and pertain only to those samples which were submitted for analysis. This report may be reproduced only in its entirety.

CA ELAP# 1338, CA ELAP #1338-S1, NELAP# 4038, SCAQMD LAP# 18LA0518, LACSD ID# 10105, ORELAP# 4197

Sample Summary

Kyle Lopic	Lab Job #:	553108
CTEH Chiquita Canyon Landfill	Project No:	WC CHIQUITACANYON LF
- PROJ-037507	Location:	Waste Connections Chiquita Canyon
5120 Northshore Drive		LF - WESTERN INLET
North Little Rock, AR 72118	Date Received:	02/13/26

Sample ID	Lab ID	Collected	Matrix
CACA260212Z-WESTERN-INLET	553108-001	02/12/26 09:05	Water

Case Narrative

CTEH Chiquita Canyon Landfill -
PROJ-037507
5120 Northshore Drive
North Little Rock, AR 72118
Kyle Lopic

Lab Job Number: 553108
Project No: WC CHIQUITACANYON LF
Location: Waste Connections Chiquita Canyon LF -
DAILY (Add'l SW Only)
Date Received: 02/13/26

This data package contains sample and QC results for one water sample, requested for the above referenced project on 02/13/26. The sample was received in good condition.

Volatile Organics by GC/MS (EPA 8260B):

- High recovery was observed for 2-butanone in the MS of CACA260212Z-WESTERN-INLET (lab # 553108-001); the LCS was within limits, the associated RPD was within limits, and this analyte was not detected at or above the RL in the associated sample.
- CACA260212Z-WESTERN-INLET (lab # 553108-001) was diluted due to foaming. Foaming during the purge cycle may cause severe contamination of the analytical system, leading to poor data quality, low analyte recovery, and increased instrument maintenance. Dilution was necessary to mitigate those potential outcomes.
- CACA260212Z-WESTERN-INLET (lab # 553108-001) had pH greater than 2.
- No other analytical problems were encountered.

Semivolatile Organics by GC/MS (EPA 8270E):

- Response exceeding the instrument's linear range was observed for 3-,4-methylphenol in CACA260212Z-WESTERN-INLET (lab # 553108-001); affected data was qualified with "E".
- High surrogate recovery was observed for nitrobenzene-d5 in CACA260212Z-WESTERN-INLET (lab # 553108-001).
- No other analytical problems were encountered.

Metals (EPA 6010B and EPA 7470A):

No analytical problems were encountered.

Closed-Cup Ignitability (Flashpoint) (EPA 1010):

- Sample results preceded by '>' do not meet the definition of an ignitable waste as defined in 40 CFR 261.21 and 22 CCR 66261.
- No analytical problems were encountered.

pH of Aqueous and non-Aqueous Samples (EPA 9040B):

No analytical problems were encountered.

Detection Summary

Kyle Lopic
 CTEH Chiquita Canyon Landfill - PROJ-037507
 5120 Northshore Drive
 North Little Rock, AR 72118

Lab Job #: 553108
 Project No: WC CHIQUITACANYON LF
 Location: Waste Connections Chiquita Canyon
 LF - WESTERN INLET
 Date Received: 02/13/26

Sample ID: CACA260212Z-WESTERN-INLET	Lab ID: 553108-001 Matrix: Water	Collected: 02/12/26 09:05
--	---	----------------------------------

553108-001 Analyte	Result	Qual	Units	RL	MDL
Method: EPA 1010					
Flash Point	>203		deg F		
Method: EPA 6010B Prep Method: EPA 3015A					
Arsenic	0.082	J	mg/L	0.10	0.064
Barium	0.98		mg/L	0.10	0.0044
Chromium	0.078	J	mg/L	0.10	0.0085
Cobalt	0.014	J	mg/L	0.050	0.0034
Nickel	0.016	J	mg/L	0.10	0.012
Silver	0.013	J	mg/L	0.050	0.0070
Vanadium	0.048	J	mg/L	0.10	0.013
Zinc	0.13	J	mg/L	0.50	0.021
Method: EPA 8260B Prep Method: EPA 5030B					
2-Butanone	0.2	J	mg/L	1.0	0.01
Method: EPA 8270E Prep Method: EPA 3510C					
Pyridine	0.011	J	mg/L	0.019	0.0054
2-Methylphenol	0.017	J	mg/L	0.019	0.0062
3-,4-Methylphenol	1.2	E	mg/L	0.019	0.0058
Method: EPA 9040B					
pH	6.93	H	SU		
Temperature	20.40	H	deg C	1.00	

- > Value exceeds indicated concentration
- E Response exceeds instrument's linear range
- H Holding time was exceeded
- J Estimated value

Enthalpy Analytical - Orange
 931 W. Barkley Avenue, Orange, CA 92868
 Phone 714-771-6900

Matrix: A = Air S = Soil/Solid W =
 Water DW = Drinking Water SD = Sediment
 PP = Pure Product SEA = Sea Water
 SW = Swab T = Tissue WP = Wipe O = Other

Preservatives: 1 =
 Na₂S₂O₃ 2 = HCl 3 = HNO₃
 4 = H₂SO₄ 5 = NaOH 6 = Other

Sample Receipt Temp:
 (lab use only)



CUSTOMER INFORMATION		PROJECT INFORMATION		Analysis Request					Test Instructions / Comments	
Company:	CTEH	LIMS Account:	CTEH-CHIQUITA	6010/7470 T22 Metals	EPA 8260 VOCs	EPA 8270 SVOCs	FLASHPOINT 1010	EPA 9040b (pH)	DAILY LEACHATES	
Report To:	Kyle Lopic	LIMS Proj. Name:	WC CHIQUITACANYON LF						For reporting total concentrations on TCLP List analytes.	
Email:	labresults@cteh.com	Project #:	Proj-037507						HOLD samples for further process, as needed. Then return to Chiquita Canyon LF.	
Address:	5120 North Shore Drive	P.O. #:	PO-4050-24-00351						Email report to:	
	North Little Rock, AR 72118	Address:	29201 Henry Mayo Dr., Castaic, CA						kylapic@montrose-env.com	
Phone:	504-616-2427	Global ID:							labresults@cteh.com; et al.	
Fax:		Sampled By:	GA, CH							

Sample ID	Sampling Date	Sampling Time	Matrix	Container No. / Size	Pres.	6010/7470 T22 Metals	EPA 8260 VOCs	EPA 8270 SVOCs	FLASHPOINT 1010	EPA 9040b (pH)
1 CACA260212Z-WESTERN-INLET	02/12/26	0905	W	5	6	X	X	X	X	X
2										
3										
4										
5										
6										
7										
8										
9										
10										



Login 553108



	Signature	Print Name	Company / Title	Date / Time
1 Relinquished By:		G. Anderson	CTEH	2/13/26 4:10
1 Received By:		JXR	EA	2/12/26 0730
2 Relinquished By:				
2 Received By:				
3 Relinquished By:				
3 Received By:				

SAMPLE RECEIPT CHECKLIST


Section 1: General Info

 Date Received: 2/13/26 WO# 553108 Client: CTEH - Chiquita
Section 2: Shipping / Custody

 Are custody seals present? Yes No

 Custody seals intact on arrival? N/A Yes No On cooler / box On samples

 Courier Walk-In Field Sampling Shipping Info: _____

Section 3a: Condition / Packaging
 Outside 0.0 - 6.0°C (0.0 - 10.0°C for microbiology) (PM notified)

 Date Opened 2/13/26 By (initials) JXR Type of ice used: Wet Blue/Gel None

 Samples received on ice directly from the field; cooling process had begun. (if checked, skip temperatures)

 Sample matrix doesn't require cooling (e.g. air, bulk PCB). (if checked, skip temperatures)

 If no cooler: Observed/Adjusted Temp (°C): _____ / _____ Thermometer/IR Gun: IR / 0 CF: +0.2

 Cooler Temp (°C) #1: 2.3 / 2.5 #2: _____ / _____ #3: _____ / _____ #4: _____ / _____ #5: _____ / _____ #6: _____ / _____

Section 3b: Microbiology Samples
 No microbiology samples submitted (skip 3b)

 Within temp range 0.0 - 10.0°C or received on ice directly from field.

 Adequate headspace for microbiology analysis.

Section 3c: Air Samples
 No air samples submitted (skip 3c)

 1.4L Canisters 6L Canisters Tedlar Bags MCE Cassettes Sorbent Tubes Other _____

Section 4: Containers / Labels / Samples

	YES	NO	N/A
1) Were custody papers present, filled properly, and legible?	X		
2) Is the sampler's name present on the CoC?	X		
3) Were containers received in good condition (unbroken / unopened / uncompromised)?	X		
4) Were the samples bagged? (required for microbiology samples; recommended for soil samples)	X		
5) Were all of, and only, the correct samples received?	X		
6) Are sample labels present, legible, and in agreement with the CoC?	/		
7) Does the container count match the CoC?	X		
8) Was sufficient sample volume / mass received for the analyses requested?	X		
9) Were samples received in proper containers for the analyses requested?	X		
10) Were samples received with > 1/2 holding time remaining?	X		
11) Are samples properly preserved as indicated by CoC / labels?	X		
12) Unpreserved VOAs received - If necessary, was the hold time changed in LIMS?			X
13) Are VOA vials free from headspace/bubbles > 6mm?		/	

Section 5: Explanations / Comments

(If no comments are made, then no discrepancies noted.)

1/2 Headspace > 6mm sample 001

 No additional discrepancies

 Date Logged 2/12/26 By (print) ABD

 (sign) ABD

 Date Labeled 2/13/26 By (print) _____

(sign) _____

Analysis Results for 553108

Kyle Lopic
 CTEH Chiquita Canyon Landfill - PROJ-037507
 5120 Northshore Drive
 North Little Rock, AR 72118

Lab Job #: 553108
 Project No: WC CHIQUITACANYON LF
 Location: Waste Connections Chiquita Canyon
 LF - WESTERN INLET
 Date Received: 02/13/26

Sample ID: CACA260212Z-WESTERN-INLET	Lab ID: 553108-001 Matrix: Water	Collected: 02/12/26 09:05
--	---	----------------------------------

553108-001 Analyte	Result	Qual	Units	RL	MDL	DF	Batch	Prepared	Analyzed	Chemist
Method: EPA 1010										
Flash Point	>203		deg F			1	395374	02/14/26	02/14/26	ARM
Method: EPA 6010B Prep Method: EPA 3015A										
Antimony	ND		mg/L	0.30	0.078	10	395311	02/13/26	02/13/26	SBW
Arsenic	0.082	J	mg/L	0.10	0.064	10	395311	02/13/26	02/13/26	SBW
Barium	0.98		mg/L	0.10	0.0044	10	395311	02/13/26	02/13/26	SBW
Beryllium	ND		mg/L	0.050	0.0034	10	395311	02/13/26	02/13/26	SBW
Cadmium	ND		mg/L	0.050	0.0021	10	395311	02/13/26	02/13/26	SBW
Chromium	0.078	J	mg/L	0.10	0.0085	10	395311	02/13/26	02/13/26	SBW
Cobalt	0.014	J	mg/L	0.050	0.0034	10	395311	02/13/26	02/13/26	SBW
Copper	ND		mg/L	0.10	0.021	10	395311	02/13/26	02/13/26	SBW
Lead	ND		mg/L	0.10	0.022	10	395311	02/13/26	02/13/26	SBW
Molybdenum	ND		mg/L	0.10	0.023	10	395311	02/13/26	02/13/26	SBW
Nickel	0.016	J	mg/L	0.10	0.012	10	395311	02/13/26	02/13/26	SBW
Selenium	ND		mg/L	0.30	0.051	10	395311	02/13/26	02/13/26	SBW
Silver	0.013	J	mg/L	0.050	0.0070	10	395311	02/13/26	02/13/26	SBW
Thallium	ND		mg/L	0.30	0.036	10	395311	02/13/26	02/13/26	SBW
Vanadium	0.048	J	mg/L	0.10	0.013	10	395311	02/13/26	02/13/26	SBW
Zinc	0.13	J	mg/L	0.50	0.021	10	395311	02/13/26	02/13/26	SBW
Method: EPA 7470A Prep Method: EPA 7470A										
Mercury	ND		mg/L	0.080	0.018	200	395295	02/13/26	02/13/26	MLL
Method: EPA 8260B Prep Method: EPA 5030B										
Vinyl Chloride	ND		mg/L	0.05	0.001	10	395391	02/14/26	02/14/26	HMN
1,1-Dichloroethene	ND		mg/L	0.05	0.001	10	395391	02/14/26	02/14/26	HMN
2-Butanone	0.2	J	mg/L	1.0	0.01	10	395391	02/14/26	02/14/26	HMN
Chloroform	ND		mg/L	0.05	0.0008	10	395391	02/14/26	02/14/26	HMN
Carbon Tetrachloride	ND		mg/L	0.05	0.001	10	395391	02/14/26	02/14/26	HMN
1,2-Dichloroethane	ND		mg/L	0.05	0.002	10	395391	02/14/26	02/14/26	HMN
Benzene	ND		mg/L	0.05	0.001	10	395391	02/14/26	02/14/26	HMN
Trichloroethene	ND		mg/L	0.05	0.001	10	395391	02/14/26	02/14/26	HMN
Tetrachloroethene	ND		mg/L	0.05	0.002	10	395391	02/14/26	02/14/26	HMN
Chlorobenzene	ND		mg/L	0.05	0.001	10	395391	02/14/26	02/14/26	HMN
1,4-Dichlorobenzene	ND		mg/L	0.05	0.002	10	395391	02/14/26	02/14/26	HMN
Surrogates										
Dibromofluoromethane	100%		%REC	70-130		10	395391	02/14/26	02/14/26	HMN
1,2-Dichloroethane-d4	100%		%REC	70-130		10	395391	02/14/26	02/14/26	HMN
Toluene-d8	100%		%REC	70-130		10	395391	02/14/26	02/14/26	HMN
Bromofluorobenzene	101%		%REC	70-130		10	395391	02/14/26	02/14/26	HMN

Analysis Results for 553108

553108-001 Analyte	Result	Qual	Units	RL	MDL	DF	Batch	Prepared	Analyzed	Chemist
Method: EPA 8270E										
Prep Method: EPA 3510C										
Pyridine	0.011	J	mg/L	0.019	0.0054	1.9	395350	02/13/26	02/14/26	TJW
2-Methylphenol	0.017	J	mg/L	0.019	0.0062	1.9	395350	02/13/26	02/14/26	TJW
3-,4-Methylphenol	1.2	E	mg/L	0.019	0.0058	1.9	395350	02/13/26	02/14/26	TJW
Hexachloroethane	ND		mg/L	0.019	0.0058	1.9	395350	02/13/26	02/14/26	TJW
Nitrobenzene	ND		mg/L	0.048	0.016	1.9	395350	02/13/26	02/14/26	TJW
Hexachlorobutadiene	ND		mg/L	0.019	0.0043	1.9	395350	02/13/26	02/14/26	TJW
2,4,6-Trichlorophenol	ND		mg/L	0.019	0.0078	1.9	395350	02/13/26	02/14/26	TJW
2,4,5-Trichlorophenol	ND		mg/L	0.019	0.0071	1.9	395350	02/13/26	02/14/26	TJW
2,4-Dinitrotoluene	ND		mg/L	0.019	0.0082	1.9	395350	02/13/26	02/14/26	TJW
Hexachlorobenzene	ND		mg/L	0.019	0.0058	1.9	395350	02/13/26	02/14/26	TJW
Pentachlorophenol	ND		mg/L	0.048	0.011	1.9	395350	02/13/26	02/14/26	TJW
Surrogates				Limits						
2-Fluorophenol	52%		%REC	15-120		1.9	395350	02/13/26	02/14/26	TJW
Phenol-d6	93%		%REC	15-120		1.9	395350	02/13/26	02/14/26	TJW
2,4,6-Tribromophenol	78%		%REC	15-140		1.9	395350	02/13/26	02/14/26	TJW
Nitrobenzene-d5	125%	*	%REC	15-123		1.9	395350	02/13/26	02/14/26	TJW
2-Fluorobiphenyl	54%		%REC	15-120		1.9	395350	02/13/26	02/14/26	TJW
Terphenyl-d14	77%		%REC	15-120		1.9	395350	02/13/26	02/14/26	TJW
Method: EPA 9040B										
pH	6.93	H	SU			1	395378	02/14/26	02/14/26	ARM
Temperature	20.40	H	deg C	1.00		1	395378	02/14/26	02/14/26	ARM

- * Value is outside QC limits
- > Value exceeds indicated concentration
- E Response exceeds instrument's linear range
- H Holding time was exceeded
- J Estimated value
- ND Not Detected

Batch QC

Type: Blank	Lab ID: QC1340401	Batch: 395311
Matrix: Water	Method: EPA 6010B	Prep Method: EPA 3015A

QC1340401 Analyte	Result	Qual	Units	RL	MDL	Prepared	Analyzed
Antimony	ND		mg/L	0.030	0.0078	02/13/26	02/13/26
Arsenic	ND		mg/L	0.010	0.0064	02/13/26	02/13/26
Barium	ND		mg/L	0.010	0.00044	02/13/26	02/13/26
Beryllium	ND		mg/L	0.0050	0.00034	02/13/26	02/13/26
Cadmium	ND		mg/L	0.0050	0.00021	02/13/26	02/13/26
Chromium	ND		mg/L	0.010	0.00085	02/13/26	02/13/26
Cobalt	ND		mg/L	0.0050	0.00034	02/13/26	02/13/26
Copper	ND		mg/L	0.010	0.0021	02/13/26	02/13/26
Lead	ND		mg/L	0.010	0.0022	02/13/26	02/13/26
Molybdenum	ND		mg/L	0.010	0.0023	02/13/26	02/13/26
Nickel	ND		mg/L	0.010	0.0012	02/13/26	02/13/26
Selenium	ND		mg/L	0.030	0.0051	02/13/26	02/13/26
Silver	ND		mg/L	0.0050	0.00070	02/13/26	02/13/26
Thallium	ND		mg/L	0.030	0.0036	02/13/26	02/13/26
Vanadium	ND		mg/L	0.010	0.0013	02/13/26	02/13/26
Zinc	ND		mg/L	0.050	0.0021	02/13/26	02/13/26

Type: Lab Control Sample	Lab ID: QC1340402	Batch: 395311
Matrix: Water	Method: EPA 6010B	Prep Method: EPA 3015A

QC1340402 Analyte	Result	Spiked	Units	Recovery	Qual	Limits
Antimony	0.3690	0.4000	mg/L	92%		80-120
Arsenic	0.3545	0.4000	mg/L	89%		80-120
Barium	0.3687	0.4000	mg/L	92%		80-120
Beryllium	0.3673	0.4000	mg/L	92%		80-120
Cadmium	0.3614	0.4000	mg/L	90%		80-120
Chromium	0.3646	0.4000	mg/L	91%		80-120
Cobalt	0.3703	0.4000	mg/L	93%		80-120
Copper	0.3546	0.4000	mg/L	89%		80-120
Lead	0.3784	0.4000	mg/L	95%		80-120
Molybdenum	0.3633	0.4000	mg/L	91%		80-120
Nickel	0.3673	0.4000	mg/L	92%		80-120
Selenium	0.3492	0.4000	mg/L	87%		80-120
Silver	0.1669	0.2000	mg/L	83%		80-120
Thallium	0.3786	0.4000	mg/L	95%		80-120
Vanadium	0.3793	0.4000	mg/L	95%		80-120
Zinc	0.3722	0.4000	mg/L	93%		80-120

Batch QC

Type: Matrix Spike	Lab ID: QC1340403	Batch: 395311
Matrix (Source ID): Water (553107-001)	Method: EPA 6010B	Prep Method: EPA 3015A

QC1340403 Analyte	Result	Source Sample Result	Spiked	Units	Recovery	Qual	Limits	DF
Antimony	3.683	ND	4.000	mg/L	92%		75-125	10
Arsenic	3.922	0.2949	4.000	mg/L	91%		75-125	10
Barium	5.872	2.307	4.000	mg/L	89%		75-125	10
Beryllium	3.615	0.004522	4.000	mg/L	90%		75-125	10
Cadmium	3.454	ND	4.000	mg/L	86%		75-125	10
Chromium	3.854	0.2842	4.000	mg/L	89%		75-125	10
Cobalt	3.622	0.02258	4.000	mg/L	90%		75-125	10
Copper	3.624	ND	4.000	mg/L	91%		75-125	10
Lead	3.574	0.03607	4.000	mg/L	88%		75-125	10
Molybdenum	3.647	0.04567	4.000	mg/L	90%		75-125	10
Nickel	3.588	0.05313	4.000	mg/L	88%		75-125	10
Selenium	3.687	ND	4.000	mg/L	92%		75-125	10
Silver	1.677	0.008096	2.000	mg/L	83%		75-125	10
Thallium	3.450	ND	4.000	mg/L	86%		75-125	10
Vanadium	3.880	0.1067	4.000	mg/L	94%		75-125	10
Zinc	5.308	1.707	4.000	mg/L	90%		75-125	10

Type: Matrix Spike Duplicate	Lab ID: QC1340404	Batch: 395311
Matrix (Source ID): Water (553107-001)	Method: EPA 6010B	Prep Method: EPA 3015A

QC1340404 Analyte	Result	Source Sample Result	Spiked	Units	Recovery	Qual	Limits	RPD	RPD Lim	DF
Antimony	3.634	ND	4.000	mg/L	91%		75-125	1	20	10
Arsenic	3.885	0.2949	4.000	mg/L	90%		75-125	1	20	10
Barium	5.819	2.307	4.000	mg/L	88%		75-125	1	20	10
Beryllium	3.577	0.004522	4.000	mg/L	89%		75-125	1	20	10
Cadmium	3.415	ND	4.000	mg/L	85%		75-125	1	20	10
Chromium	3.806	0.2842	4.000	mg/L	88%		75-125	1	20	10
Cobalt	3.572	0.02258	4.000	mg/L	89%		75-125	1	20	10
Copper	3.568	ND	4.000	mg/L	89%		75-125	2	20	10
Lead	3.535	0.03607	4.000	mg/L	87%		75-125	1	20	10
Molybdenum	3.581	0.04567	4.000	mg/L	88%		75-125	2	20	10
Nickel	3.544	0.05313	4.000	mg/L	87%		75-125	1	20	10
Selenium	3.649	ND	4.000	mg/L	91%		75-125	1	20	10
Silver	1.652	0.008096	2.000	mg/L	82%		75-125	2	20	10
Thallium	3.400	ND	4.000	mg/L	85%		75-125	1	20	10
Vanadium	3.829	0.1067	4.000	mg/L	93%		75-125	1	20	10
Zinc	5.262	1.707	4.000	mg/L	89%		75-125	1	20	10

Batch QC

Type: Serial Dilution	Lab ID: QC1340445	Batch: 395311
Matrix (Source ID): Water (553107-001)	Method: EPA 6010B	Prep Method: EPA 3015A

QC1340445 Analyte	Result	Source Sample Result	Units	Qual	RPD	RPD Lim	DF
Antimony	ND	ND	mg/L				50
Arsenic	0.4397	0.2949	mg/L	J			50
Barium	2.235	2.307	mg/L				50
Beryllium	ND	0.004522	mg/L				50
Cadmium	ND	ND	mg/L				50
Chromium	0.2640	0.2842	mg/L	J			50
Cobalt	0.03079	0.02258	mg/L	J			50
Copper	ND	ND	mg/L				50
Lead	ND	0.03607	mg/L				50
Molybdenum	ND	0.04567	mg/L				50
Nickel	ND	0.05313	mg/L				50
Selenium	ND	ND	mg/L				50
Silver	ND	0.008096	mg/L				50
Thallium	ND	ND	mg/L				50
Vanadium	0.1367	0.1067	mg/L	J			50
Zinc	1.671	1.707	mg/L	J			50

Type: Blank	Lab ID: QC1340323	Batch: 395295
Matrix: Water	Method: EPA 7470A	Prep Method: EPA 7470A

QC1340323 Analyte	Result	Qual	Units	RL	MDL	Prepared	Analyzed
Mercury	ND		mg/L	0.00040	0.000091	02/13/26	02/13/26

Type: Lab Control Sample	Lab ID: QC1340324	Batch: 395295
Matrix: Water	Method: EPA 7470A	Prep Method: EPA 7470A

QC1340324 Analyte	Result	Spiked	Units	Recovery	Qual	Limits
Mercury	0.004972	0.005000	mg/L	99%		80-120

Type: Matrix Spike	Lab ID: QC1340325	Batch: 395295
Matrix (Source ID): Water (553108-001)	Method: EPA 7470A	Prep Method: EPA 7470A

QC1340325 Analyte	Result	Source Sample Result	Spiked	Units	Recovery	Qual	Limits	DF
Mercury	0.9793	ND	1.000	mg/L	98%		75-125	200

Type: Matrix Spike Duplicate	Lab ID: QC1340326	Batch: 395295
Matrix (Source ID): Water (553108-001)	Method: EPA 7470A	Prep Method: EPA 7470A

QC1340326 Analyte	Result	Source Sample Result	Spiked	Units	Recovery	Qual	Limits	RPD	RPD Lim	DF
Mercury	0.9808	ND	1.000	mg/L	98%		75-125	0	20	200

Batch QC

Type: Lab Control Sample	Lab ID: QC1340672	Batch: 395391
Matrix: Water	Method: EPA 8260B	Prep Method: EPA 5030B

QC1340672 Analyte	Result	Spiked	Units	Recovery	Qual	Limits
Vinyl Chloride	0.04994	0.05000	mg/L	100%		70-131
1,1-Dichloroethene	0.05003	0.05000	mg/L	100%		69-128
2-Butanone	0.1210	0.1250	mg/L	97%		58-139
Chloroform	0.04934	0.05000	mg/L	99%		73-125
Carbon Tetrachloride	0.05238	0.05000	mg/L	105%		70-130
1,2-Dichloroethane	0.04853	0.05000	mg/L	97%		71-121
Benzene	0.04885	0.05000	mg/L	98%		76-121
Trichloroethene	0.05317	0.05000	mg/L	106%		76-124
Tetrachloroethene	0.05140	0.05000	mg/L	103%		75-125
Chlorobenzene	0.05202	0.05000	mg/L	104%		78-120
1,4-Dichlorobenzene	0.05496	0.05000	mg/L	110%		77-120
Surrogates						
Dibromofluoromethane	0.05000	0.05000	mg/L	100%		70-130
1,2-Dichloroethane-d4	0.04923	0.05000	mg/L	98%		70-130
Toluene-d8	0.05209	0.05000	mg/L	104%		70-130
Bromofluorobenzene	0.05229	0.05000	mg/L	105%		70-130

Type: Blank	Lab ID: QC1340677	Batch: 395391
Matrix: Water	Method: EPA 8260B	Prep Method: EPA 5030B

QC1340677 Analyte	Result	Qual	Units	RL	MDL	Prepared	Analyzed
Vinyl Chloride	ND		mg/L	0.005	0.0001	02/14/26	02/14/26
1,1-Dichloroethene	ND		mg/L	0.005	0.0001	02/14/26	02/14/26
2-Butanone	ND		mg/L	0.1	0.001	02/14/26	02/14/26
Chloroform	ND		mg/L	0.005	0.00008	02/14/26	02/14/26
Carbon Tetrachloride	ND		mg/L	0.005	0.0001	02/14/26	02/14/26
1,2-Dichloroethane	ND		mg/L	0.005	0.0002	02/14/26	02/14/26
Benzene	ND		mg/L	0.005	0.0001	02/14/26	02/14/26
Trichloroethene	ND		mg/L	0.005	0.0001	02/14/26	02/14/26
Tetrachloroethene	ND		mg/L	0.005	0.0002	02/14/26	02/14/26
Chlorobenzene	ND		mg/L	0.005	0.0001	02/14/26	02/14/26
1,4-Dichlorobenzene	ND		mg/L	0.005	0.0002	02/14/26	02/14/26
Surrogates				Limits			
Dibromofluoromethane	100%		%REC	70-130		02/14/26	02/14/26
1,2-Dichloroethane-d4	100%		%REC	70-130		02/14/26	02/14/26
Toluene-d8	100%		%REC	70-130		02/14/26	02/14/26
Bromofluorobenzene	100%		%REC	70-130		02/14/26	02/14/26

Batch QC

Type: Matrix Spike	Lab ID: QC1340697	Batch: 395391
Matrix (Source ID): Water (553108-001)	Method: EPA 8260B	Prep Method: EPA 5030B

QC1340697 Analyte	Result	Source Sample Result	Spiked	Units	Recovery	Qual	Limits	DF
Vinyl Chloride	0.2012	ND	0.2000	mg/L	101%		64-128	10
1,1-Dichloroethene	0.2089	ND	0.2000	mg/L	104%		62-131	10
2-Butanone	0.9521	0.1540	0.5000	mg/L	160%	*	48-157	10
Chloroform	0.2160	ND	0.2000	mg/L	108%		67-127	10
Carbon Tetrachloride	0.2164	ND	0.2000	mg/L	108%		70-140	10
1,2-Dichloroethane	0.2131	ND	0.2000	mg/L	107%		68-122	10
Benzene	0.2086	ND	0.2000	mg/L	104%		70-123	10
Trichloroethene	0.2271	ND	0.2000	mg/L	114%		65-131	10
Tetrachloroethene	0.2274	ND	0.2000	mg/L	114%		65-132	10
Chlorobenzene	0.2256	ND	0.2000	mg/L	113%		72-121	10
1,4-Dichlorobenzene	0.2383	ND	0.2000	mg/L	119%		71-122	10
Surrogates								
Dibromofluoromethane	0.4931		0.5000	mg/L	99%		70-130	10
1,2-Dichloroethane-d4	0.4946		0.5000	mg/L	99%		70-130	10
Toluene-d8	0.5127		0.5000	mg/L	103%		70-130	10
Bromofluorobenzene	0.5092		0.5000	mg/L	102%		70-130	10

Type: Matrix Spike Duplicate	Lab ID: QC1340698	Batch: 395391
Matrix (Source ID): Water (553108-001)	Method: EPA 8260B	Prep Method: EPA 5030B

QC1340698 Analyte	Result	Source Sample Result	Spiked	Units	Recovery	Qual	Limits	RPD	RPD Lim	DF
Vinyl Chloride	0.1822	ND	0.2000	mg/L	91%		64-128	10	29	10
1,1-Dichloroethene	0.1922	ND	0.2000	mg/L	96%		62-131	8	31	10
2-Butanone	0.8551	0.1540	0.5000	mg/L	140%		48-157	11	30	10
Chloroform	0.1978	ND	0.2000	mg/L	99%		67-127	9	30	10
Carbon Tetrachloride	0.2012	ND	0.2000	mg/L	101%		70-140	7	32	10
1,2-Dichloroethane	0.1961	ND	0.2000	mg/L	98%		68-122	8	29	10
Benzene	0.1914	ND	0.2000	mg/L	96%		70-123	9	31	10
Trichloroethene	0.2063	ND	0.2000	mg/L	103%		65-131	10	31	10
Tetrachloroethene	0.2051	ND	0.2000	mg/L	103%		65-132	10	31	10
Chlorobenzene	0.2021	ND	0.2000	mg/L	101%		72-121	11	29	10
1,4-Dichlorobenzene	0.2167	ND	0.2000	mg/L	108%		71-122	9	29	10
Surrogates										
Dibromofluoromethane	0.4996		0.5000	mg/L	100%		70-130			10
1,2-Dichloroethane-d4	0.5000		0.5000	mg/L	100%		70-130			10
Toluene-d8	0.5103		0.5000	mg/L	102%		70-130			10
Bromofluorobenzene	0.5169		0.5000	mg/L	103%		70-130			10

Batch QC

Type: Blank	Lab ID: QC1340542	Batch: 395350
Matrix: Water	Method: EPA 8270E	Prep Method: EPA 3510C

QC1340542 Analyte	Result	Qual	Units	RL	MDL	Prepared	Analyzed
Pyridine	ND		mg/L	0.010	0.0028	02/13/26	02/13/26
2-Methylphenol	ND		mg/L	0.010	0.0032	02/13/26	02/13/26
3-,4-Methylphenol	ND		mg/L	0.010	0.0030	02/13/26	02/13/26
Hexachloroethane	ND		mg/L	0.010	0.0030	02/13/26	02/13/26
Nitrobenzene	ND		mg/L	0.025	0.0084	02/13/26	02/13/26
Hexachlorobutadiene	ND		mg/L	0.010	0.0022	02/13/26	02/13/26
2,4,6-Trichlorophenol	ND		mg/L	0.010	0.0041	02/13/26	02/13/26
2,4,5-Trichlorophenol	ND		mg/L	0.010	0.0037	02/13/26	02/13/26
2,4-Dinitrotoluene	ND		mg/L	0.010	0.0043	02/13/26	02/13/26
Hexachlorobenzene	ND		mg/L	0.010	0.0030	02/13/26	02/13/26
Pentachlorophenol	ND		mg/L	0.025	0.0057	02/13/26	02/13/26
Surrogates				Limits			
2-Fluorophenol	42%		%REC	15-120		02/13/26	02/13/26
Phenol-d6	26%		%REC	15-120		02/13/26	02/13/26
2,4,6-Tribromophenol	54%		%REC	15-140		02/13/26	02/13/26
Nitrobenzene-d5	57%		%REC	15-123		02/13/26	02/13/26
2-Fluorobiphenyl	55%		%REC	15-120		02/13/26	02/13/26
Terphenyl-d14	68%		%REC	15-120		02/13/26	02/13/26

Type: Lab Control Sample	Lab ID: QC1340543	Batch: 395350
Matrix: Water	Method: EPA 8270E	Prep Method: EPA 3510C

QC1340543 Analyte	Result	Spiked	Units	Recovery	Qual	Limits
Pyridine	0.03708	0.07500	mg/L	49%		13-120
2-Methylphenol	0.04705	0.07500	mg/L	63%		44-120
3-,4-Methylphenol	0.04507	0.07500	mg/L	60%		40-120
Hexachloroethane	0.04275	0.07500	mg/L	57%		33-120
Nitrobenzene	0.05193	0.07500	mg/L	69%		51-120
Hexachlorobutadiene	0.03836	0.07500	mg/L	51%		30-120
2,4,6-Trichlorophenol	0.05317	0.07500	mg/L	71%		60-122
2,4,5-Trichlorophenol	0.05184	0.07500	mg/L	69%		62-124
2,4-Dinitrotoluene	0.05540	0.07500	mg/L	74%		69-127
Hexachlorobenzene	0.04782	0.07500	mg/L	64%		62-120
Pentachlorophenol	0.05174	0.07500	mg/L	69%		51-120
Surrogates						
2-Fluorophenol	0.01725	0.04000	mg/L	43%		15-120
Phenol-d6	0.01154	0.04000	mg/L	29%		15-120
2,4,6-Tribromophenol	0.02688	0.04000	mg/L	67%		15-140
Nitrobenzene-d5	0.02551	0.04000	mg/L	64%		15-123
2-Fluorobiphenyl	0.02315	0.04000	mg/L	58%		15-120
Terphenyl-d14	0.02726	0.04000	mg/L	68%		15-120

Batch QC

Type: Lab Control Sample Duplicate	Lab ID: QC1340544	Batch: 395350
Matrix: Water	Method: EPA 8270E	Prep Method: EPA 3510C

QC1340544 Analyte	Result	Spiked	Units	Recovery	Qual	Limits	RPD	RPD Lim
Pyridine	0.03318	0.07500	mg/L	44%		13-120	11	62
2-Methylphenol	0.04431	0.07500	mg/L	59%		44-120	6	51
3-,4-Methylphenol	0.04168	0.07500	mg/L	56%		40-120	8	51
Hexachloroethane	0.03866	0.07500	mg/L	52%		33-120	10	59
Nitrobenzene	0.05005	0.07500	mg/L	67%		51-120	4	52
Hexachlorobutadiene	0.03491	0.07500	mg/L	47%		30-120	9	58
2,4,6-Trichlorophenol	0.05088	0.07500	mg/L	68%		60-122	4	49
2,4,5-Trichlorophenol	0.05403	0.07500	mg/L	72%		62-124	4	46
2,4-Dinitrotoluene	0.05500	0.07500	mg/L	73%		69-127	1	40
Hexachlorobenzene	0.04689	0.07500	mg/L	63%		62-120	2	41
Pentachlorophenol	0.05236	0.07500	mg/L	70%		51-120	1	42
Surrogates								
2-Fluorophenol	0.01585	0.04000	mg/L	40%		15-120		
Phenol-d6	0.01100	0.04000	mg/L	28%		15-120		
2,4,6-Tribromophenol	0.02764	0.04000	mg/L	69%		15-140		
Nitrobenzene-d5	0.02482	0.04000	mg/L	62%		15-123		
2-Fluorobiphenyl	0.02247	0.04000	mg/L	56%		15-120		
Terphenyl-d14	0.02636	0.04000	mg/L	66%		15-120		

Type: Sample Duplicate	Lab ID: QC1340642	Batch: 395378
Matrix (Source ID): Water (553107-001)	Method: EPA 9040B	

QC1340642 Analyte	Result	Source Sample Result	Units	Qual	RPD	RPD Lim	DF
pH	5.810	5.800	SU		0	20	1
Temperature	20.30	20.40	deg C		0	20	1

* Value is outside QC limits
 J Estimated value
 ND Not Detected

ATTACHMENT D



ENTHALPY
ANALYTICAL

Enthalpy Analytical
931 West Barkley Ave
Orange, CA 92868
(714) 771-6900

enthalpy.com

Lab Job Number : 553152
Report Level : II
Report Date : 03/13/2026

Analytical Report *prepared for:*

Matt Breuer
Waste Connections
Chiquita Canyon Landfill
29201 Henry Mayo Drive
Castaic, CA 91384

Project: CCLF STORMWATER - Stormwater Outlet

Authorized for release by:

David Tripp, Project Manager
657-581-4710
david.tripp@enthalpy.com

This data package has been reviewed for technical correctness and completeness. Release of this data has been authorized by the Laboratory Manager or the Manager's designee, as verified by the above signature which applies to this PDF file as well as any associated electronic data deliverable files. The results contained in this report meet all requirements of NELAP and pertain only to those samples which were submitted for analysis. This report may be reproduced only in its entirety.

CA ELAP# 1338, CA ELAP #1338-S1, NELAP# 4038, SCAQMD LAP# 18LA0518, LACSD ID# 10105, ORELAP# 4197

Sample Summary

Matt Breuer	Lab Job #:	553152
Waste Connections	Project No:	CCLF STORMWATER
Chiquita Canyon Landfill	Location:	Stormwater Outlet
29201 Henry Mayo	Date Received:	02/13/26
Drive		
Castaic, CA 91384		

Sample ID	Lab ID	Collected	Matrix
SOUTH BASIN - NW CORNER	553152-001	02/13/26 09:03	Water
SOUTH BASIN - S CENTRAL	553152-002	02/13/26 09:16	Water
SOUTH BASIN - W CENTRAL	553152-003	02/13/26 11:08	Water

Case Narrative

Waste Connections
Chiquita Canyon Landfill
29201 Henry Mayo Drive
Castaic, CA 91384
Matt Breuer

Lab Job Number: 553152
Project No: CCLF
STORMWATER
Location: Stormwater Outlet
Date Received: 02/13/26

- This data package contains sample and QC results for three water samples, requested for the above referenced project on 02/13/26. The samples were received in good condition.
- DILUTIONS: Dilutions in this report were performed solely for the purpose of reporting target analytes within method calibration ranges.

Volatile Organics by GC/MS (EPA 8260B):

No analytical problems were encountered.

Semivolatile Organics by GC/MS (EPA 8270E):

No analytical problems were encountered.

Semivolatile Organics by GC/MS (EPA 625.1):

- Low surrogate recoveries were observed for 2-fluorophenol in SOUTH BASIN - NW CORNER (lab # 553152-001), SOUTH BASIN - S CENTRAL (lab # 553152-002), and SOUTH BASIN - W CENTRAL (lab # 553152-003).
- Low surrogate recoveries were observed for phenol-d6 in a number of samples.
- Low surrogate recoveries were observed for 2-fluorobiphenyl in SOUTH BASIN - NW CORNER (lab # 553152-001) and SOUTH BASIN - S CENTRAL (lab # 553152-002).
- Low surrogate recovery was observed for 2,4,6-tribromophenol in the method blank for batch 395350.
- No other analytical problems were encountered.

Semivolatile Organics by GC/MS SIM (EPA 8270C-SIM):

No analytical problems were encountered.

Pesticides (EPA 8081A):

- High recovery was observed for 4,4'-DDD in the BS for batch 395405; the associated RPD was within limits, and this analyte was not detected at or above the RL in the associated samples.
- No other analytical problems were encountered.

Total Organic Carbon by IR (SM 5310B):

No analytical problems were encountered.

PCBs (EPA 8082):

No analytical problems were encountered.

Metals (EPA 200.7, EPA 200.8, and EPA 245.1):

- Low recoveries were observed for antimony and tin in the MS/MSD of SOUTH BASIN - S CENTRAL (lab # 553152-002); the LCS was within limits, and the associated RPDs were within limits.
- No other analytical problems were encountered.

Ion Chromatography (EPA 300.0):

- Responses exceeding the instrument's linear range were observed for chloride in the MS/MSD for batch 395327; affected data was qualified with "E".
- No other analytical problems were encountered.

Conductivity (SM2510B):

No analytical problems were encountered.

Total Oil & Grease (HEM) (EPA 1664A):

- Matrix spikes were not performed for this analysis due to insufficient sample volume.
- No analytical problems were encountered.

Total Phenolics (EPA 420.1):

No analytical problems were encountered.

Alkalinity (SM2320B):

No analytical problems were encountered.

Sulfide (SM 4500-S2-D):

No analytical problems were encountered.

Total Dissolved Solids (TDS) (SM2540C):

No analytical problems were encountered.

Total Suspended Solids (TSS) (SM2540D):

No analytical problems were encountered.

Chemical Oxygen Demand (SM5220D):

No analytical problems were encountered.

Biochemical Oxygen Demand (SM5210B):

No analytical problems were encountered.

Turbidity (SM2130B):

No analytical problems were encountered.

Cyanide - Semi-Automated Method (SM 4500-CN-E and SM 4500-CN-E):

- Low recoveries were observed for cyanide in the MS/MSD for batch 395383; the parent sample was not a project sample, the LCS was within limits, and the associated RPD was within limits.
- No other analytical problems were encountered.

Coliform - 9221 Tests (SM 9221B and SM 9221F):

No analytical problems were encountered.

Ammonia and TKN- Semi-Automated Method (SM 4500-NH3-G):

No analytical problems were encountered.

Organophosphorus Pesticides (EPA 8141A):

Pace Laboratories in Bakersfield, CA performed the analysis (see sublab report section for certifications). Please see the Pace Laboratories case narrative.

8151A Chlorinated Herbicides (EPA 8151A):

McC Campbell Analytical, Inc. in Pittsburg, CA performed the analysis (NELAP certified). Please see the McC Campbell Analytical, Inc. case narrative.

RSK-175 CO2 (RSK-175):

McCampbell Analytical, Inc. in Pittsburg, CA performed the analysis (see sublab report section for certifications). Please see the McCampbell Analytical, Inc. case narrative.

Dioxins & Furans (EPA 8290):

Enthalpy - El Dorado Hills in El Dorado Hills, CA performed the analysis (see sublab report section for certifications). Please see the Enthalpy - El Dorado Hills case narrative.



Enthalpy Analytical - Orange
 931 W. Barkley Avenue, Orange, CA 92868
 Phone 714-771-6900

Chain of Custody Record
 Lab No: 553152
 Page: 1 of 3

Turn Around Time (rush by advanced notice only)
 Standard: 3 Day:
 5 Day:
 1 Day: X
 Custom TAT:

Matrix: A = Air S = Soil/Solid
 W = Water DW = Drinking Water SD = Sediment
 PP = Pure Product SEA = Sea Water
 SW = Swab T = Tissue WP = Wipe O = Other

Preservatives:
 1 = Na₂S₂O₃ 2 = HCl 3 = HNO₃
 4 = H₂SO₄ 5 = NaOH 6 = Other

Sample Receipt Temp:
 (lab use only)

CUSTOMER INFORMATION				PROJECT INFORMATION			
Company:	Chiquita Canyon, LLC	Name:	Stormwater Outlet				
Report To:	Matt Breuer	Number:					
Email:	matthew.breuer@wasteconnector.com	P.O. #:					
Address:	29201 Henry Mayo Drive	Address:	29201 Henry Mayo Drive				
	Castaic, CA 91384		Castaic, CA 91384				
Phone:	682-559-3880	Global ID:					
Fax:		Sampled By:	CH, GA				

Sample ID	Sampling Date	Sampling Time	Matrix	Container No. / Size	Pres.	Analysis Request										Test Instructions / Comments
						200.7/200.8 Metals (see comments)	245.1 Mercury	4500-CN-E Cyanide	8081 Pesticides / 8082 PCBs	8141 Organophosphorous Pesticides	8151 Herbicides	8260 VOCs	8270C	8290 2,3,7,8-TCDD		
1	02/13/26	0903	W	31	1,2,4,6	X	X	X	X	X	X	X	X	X	Temp: 16.4°C, pH 8.23	
2	02/13/26	0916	W	31	1,2,4,6	X	X	X	X	X	X	X	X	X	Temp: 20.4°C, pH 8.02	
3	02/13/26	1108	W	31	1,2,4,6	X	X	X	X	X	X	X	X	X	Temp: 18.5°C, pH 8.55. Sample taken 140 ft	
4															140 ft north of requested location	
5															due to water level.	
6															IRLO	
7															3.3/3.5 4.9/5.1	
8															4.0/4.2 4.4/4.6	
9															2.7/2.9 2.8/3.0	
10																

Signature	Print Name	Company / Title	Date / Time
	G. Alvarado	CTEM	2/13/26 14:20
	Michael Kerynna	EA	2/13/26 14:20



LogIn 553152





Enthalpy Analytical - Orange

931 W. Barkley Avenue, Orange, CA 92868
Phone 714-771-6900

Chain of Custody Record

Lab No: **553152**
Page: **2** of **3**

Matrix: A = Air S = Soil/Solid
W = Water DW = Drinking Water SD = Sediment
PP = Pure Product SEA = Sea Water
SW = Swab T = Tissue WP = Wipe O = Other

Turn Around Time (rush by advanced notice only)

Standard: 5 Day: 3 Day:
2 Day: 1 Day: Custom TAT: X

Preservatives:
1 = Na₂S₂O₃ 2 = HCl 3 = HNO₃
4 = H₂SO₄ 5 = NaOH 6 = Other
Sample Receipt Temp:
(lab use only)

PROJECT INFORMATION

Company: Chiquita Canyon, LLC Name: Stormwater Outlet
Report To: Kate Logan Number:
Email: kate.jogan@wasteconnections.com P.O. #: 29201 Henry Mayo Drive
Address: Castaic, CA 91384
Phone: 682-559-3880 Global ID:
Fax: Sampled By: GA, CH

Analysis Request

SM4500-52-D Total Sulfide X
420.1 Total Phenolics X
1664A Oil and Grease X
9221B Tot Coliform X
9221F E. Coll X
300.0 Cl, Br, Fl, NO3, NO2, SO4 X
2540D TSS X
5310B TOC X
8270 SIM 1,4-Dioxane X
SM2320B Alkalinity X

Test Instructions / Comments

Additional email recipients:
matt.breuer@wasteconnections.com
stormwater@wasteconnections.com
tmb@swteng.com
aav@swteng.com

Direct invoices to:
Maribel Bolanos
(661) 257-3665

Sample ID	Sampling Date	Sampling Time	Matrix	Container No. / Size	Pres.
1 South Basin - NW Corner	02/13/26	0903	W	31	1,2,4,6
2 South Basin - S Central	02/13/26	0916	W	31	1,2,4,6
3 South Basin - W Central	02/13/26	1108	W	31	1,2,4,6
4					
5					
6					
7					
8					
9					
10					

Signature	Print Name	Company / Title	Date / Time
	Michael Ryan	CREA	2/13/26 14:20
	Michael Ryan	EA	2/13/26 14:20



Enthalpy Analytical - Orange

931 W. Barkley Avenue, Orange, CA 92868

Phone 714-771-6900

Chain of Custody Record

Lab No: **553152**
 Page: **3** of **3**

Matrix: A = Air S = Soil/Solid
 W = Water DW = Drinking Water SD = Sediment
 PP = Pure Product SEA = Sea Water
 SW = Swab T = Tissue WP = Wipe O = Other

Turn Around Time (rush by advanced notice only)

Standard: 5 Day: 3 Day:
 1 Day: X Custom TAT:

Preservatives:
 1 = Na₂S₂O₃ 2 = HCl 3 = HNO₃
 4 = H₂SO₄ 5 = NaOH 6 = Other

Sample Receipt Temp:
 (lab use only)

CUSTOMER INFORMATION				PROJECT INFORMATION				Analysis Request				Test Instructions / Comments				
Company:	Chiquita Canyon, LLC	Name:	Stormwater Outlet	SM5220D Chemical Oxygen Demand	X	SM2510B Specific Conductance	X	RSK-175 Carbon Dioxide	X	SM2130B Turbidity	X	350.1 Ammonia	X	625.1 - See Comments	X	625.1 - Benzoic Acid, Pyridine, Phenol, 2-methylphenol, 3,4-methylphenol, Cresol, Naphthalene, alpha-terpineol
Report To:	Kate Logan	Number:		Matrix	W	Container No. / Size	31	Pres.	1,2,4,6	Temp:	16.4°C, pH 8.23	Additional email recipients: matt.breuer@wasteconnections.com stormwater@wasteconnections.com tmb@swteng.com aav@swteng.com	Temp:	20.4°C, pH 8.02	Direct invoices to: Maribel Bolanos (661) 257-3665	
Email:	kate.logan@wasteconnections.com	P.O. #:		Sampling Time	0903	Matrix	W	Container No. / Size	31	Pres.	1,2,4,6		Temp:	18.5°C, pH 8.55. Sample taken 140 ft		
Address:	29201 Henry Mayo Drive	Address:	29201 Henry Mayo Drive	Sampled By:	GA, CH	Global ID:		Sampled By:		due to water level.						
Phone:	Castaic, CA 91384	Global ID:														
Fax:	682-559-3880	Sampled By:														

Signature	Print Name	Company / Title	Date / Time
	Michael Logan	CTRA	2/14/26 14:20
	Michael Logan	CTA	2/13/26 1420

SAMPLE RECEIPT CHECKLIST


Section 1: General Info

 Date Received: 2/13/26 WO# 553152 Client: Waste Connections
Section 2: Shipping / Custody

 Are custody seals present? Yes No

 Custody seals intact on arrival? N/A Yes No On cooler / box On samples

 Courier Walk-In Field Sampling Shipping Info: _____

Section 3a: Condition / Packaging
 Outside 0.0 - 6.0°C (0.0 - 10.0°C for microbiology) (PM notified)

 Date Opened 2/13/26 By (initials) MSK Type of ice used: Wet Blue/Gel None

 Samples received on ice directly from the field; cooling process had begun. (if checked, skip temperatures)

 Sample matrix doesn't require cooling (e.g. air, bulk PCB). (if checked, skip temperatures)

 If no cooler: Observed/Adjusted Temp (°C): _____ / _____ Thermometer/IR Gun: IR10 CF: +0.2

 Cooler Temp (°C) #1: 3.3 / 3.5 #2: 4.9 / 5.1 #3: 4.0 / 4.2 #4: 4.4 / 4.6 #5: 2.7 / 2.9 #6: 2.8 / 3.0
Section 3b: Microbiology Samples
 No microbiology samples submitted (skip 3b)

 Within temp range 0.0 - 10.0°C or received on ice directly from field.

 Adequate headspace for microbiology analysis.

Section 3c: Air Samples
 No air samples submitted (skip 3c)

 1.4L Canisters 6L Canisters Tedlar Bags MCE Cassettes Sorbent Tubes Other _____

Section 4: Containers / Labels / Samples

	YES	NO	N/A
1) Were custody papers present, filled properly, and legible?	X		
2) Is the sampler's name present on the CoC?	X		
3) Were containers received in good condition (unbroken / unopened / uncompromised)?	X		
4) Were the samples bagged? (required for microbiology samples; recommended for soil samples)	X		
5) Were all of, and only, the correct samples received?	X		
6) Are sample labels present, legible, and in agreement with the CoC?	X		
7) Does the container count match the CoC?	X		
8) Was sufficient sample volume / mass received for the analyses requested?	X		
9) Were samples received in proper containers for the analyses requested?	X		
10) Were samples received with > 1/2 holding time remaining?		X	
11) Are samples properly preserved as indicated by CoC / labels?	X		
12) Unpreserved VOAs received - If necessary, was the hold time changed in LIMS?			X
13) Are VOA vials free from headspace/bubbles > 6mm?		X	

Section 5: Explanations / Comments

(If no comments are made, then no discrepancies noted.)

4.13: Sample - 002: 2 of 3 vials with HCl have headspace > 6mm.

 No additional discrepancies

 Date Logged 2/13/26 By (print) ABD (sign) Ado J
 Date Labeled 2/13/26 By (print) AGR/MSK (sign) Ado J for AGR/MSK

Analysis Results for 553152

Matt Breuer
 Waste Connections
 Chiquita Canyon Landfill
 29201 Henry Mayo Drive
 Castaic, CA 91384

Lab Job #: 553152
 Project No: CCLF STORMWATER
 Location: Stormwater Outlet
 Date Received: 02/13/26

Sample ID: SOUTH BASIN - NW CORNER	Lab ID: 553152-001 Matrix: Water	Collected: 02/13/26 09:03
--	---	----------------------------------

553152-001 Analyte	Result	Qual	Units	RL	MDL	DF	Batch	Prepared	Analyzed	Chemist
Method: EPA 1664A Prep Method: METHOD										
Total Oil and Grease	ND		mg/L	4.9	0.95	0.98	395420	02/15/26	02/15/26	JAG
Method: EPA 200.7 Prep Method: EPA 3015A										
Calcium	66		mg/L	0.10	0.022	1	395362	02/13/26	02/14/26	TWJ
Iron	4.8		mg/L	0.050	0.017	1	395362	02/13/26	02/15/26	TWJ
Magnesium	10		mg/L	0.10	0.010	1	395362	02/13/26	02/14/26	TWJ
Potassium	12		mg/L	0.50	0.15	1	395362	02/13/26	02/14/26	TWJ
Sodium	76		mg/L	0.50	0.017	1	395362	02/13/26	02/14/26	TWJ
Method: EPA 200.8 Prep Method: EPA 3015A										
Antimony	2.1		ug/L	2.0	1.0	1	395413	02/14/26	02/15/26	KCD
Arsenic	6.8		ug/L	2.0	0.27	1	395413	02/14/26	02/15/26	KCD
Barium	57		ug/L	5.0	0.44	1	395413	02/14/26	02/15/26	KCD
Beryllium	0.15	J	ug/L	1.0	0.083	1	395413	02/14/26	02/15/26	KCD
Boron	250		ug/L	50	38	5	395413	02/14/26	02/15/26	KCD
Cadmium	ND		ug/L	1.0	0.072	1	395413	02/14/26	02/15/26	KCD
Chromium	6.4		ug/L	5.0	0.43	1	395413	02/14/26	02/15/26	KCD
Cobalt	2.5		ug/L	1.0	0.090	1	395413	02/14/26	02/15/26	KCD
Copper	12		ug/L	3.0	0.96	1	395413	02/14/26	02/15/26	KCD
Lead	2.3	J	ug/L	5.0	0.23	1	395413	02/14/26	02/15/26	KCD
Manganese	87		ug/L	10	3.8	1	395413	02/14/26	02/15/26	KCD
Nickel	6.4		ug/L	5.0	1.3	1	395413	02/14/26	02/15/26	KCD
Selenium	4.2		ug/L	4.0	1.9	1	395413	02/14/26	02/15/26	KCD
Silver	ND		ug/L	5.0	0.37	1	395413	02/14/26	02/15/26	KCD
Thallium	ND		ug/L	1.0	0.25	1	395413	02/14/26	02/15/26	KCD
Tin	ND		ug/L	5.0	1.5	1	395413	02/14/26	02/15/26	KCD
Vanadium	14		ug/L	5.0	0.36	1	395413	02/14/26	02/15/26	KCD
Zinc	15		ug/L	10	7.6	1	395413	02/14/26	02/15/26	KCD
Method: EPA 245.1 Prep Method: EPA 245.1										
Mercury	ND		ug/L	0.40	0.091	1	395394	02/14/26	02/14/26	KCD
Method: EPA 300.0 Prep Method: METHOD										
Fluoride	0.26		mg/L	0.20	0.059	1	395327	02/13/26 16:20	02/14/26 00:05	KUM
Chloride	39		mg/L	1.0	0.26	1	395327	02/13/26 16:20	02/14/26 00:05	KUM
Nitrogen, Nitrite	0.07	J	mg/L	0.10	0.02	1	395327	02/13/26 16:20	02/14/26 00:05	KUM

Analysis Results for 553152

553152-001 Analyte	Result	Qual	Units	RL	MDL	DF	Batch	Prepared	Analyzed	Chemist
Bromide	0.15	J	mg/L	0.30	0.061	1	395327	02/13/26 16:20	02/14/26 00:05	KUM
Nitrogen, Nitrate	0.83		mg/L	0.10	0.05	1	395327	02/13/26 16:20	02/14/26 00:05	KUM
Sulfate	190		mg/L	10	1.8	10	395327	02/13/26 16:20	02/14/26 00:28	KUM
Method: EPA 350.1 Prep Method: METHOD										
Ammonia-N	0.25		mg/L	0.10	0.068	1	395384	02/14/26	02/17/26	JAK
Method: EPA 420.1 Prep Method: METHOD										
Total Phenolics	0.011		mg/L	0.010	0.0056	1	395317	02/13/26	02/13/26	LVL
Method: EPA 625.1 Prep Method: EPA 3510C										
Benzoic acid	ND		ug/L	47	10	0.93	395350	02/14/26	02/15/26	ZFA
2-Methylphenol	ND		ug/L	9.3	3.0	0.93	395350	02/14/26	02/15/26	ZFA
Pyridine	ND		ug/L	9.3	2.6	0.93	395350	02/14/26	02/15/26	ZFA
Phenol	ND		ug/L	9.3	2.0	0.93	395350	02/14/26	02/15/26	ZFA
Naphthalene	ND		ug/L	9.3	3.4	0.93	395350	02/14/26	02/15/26	ZFA
3-,4-Methylphenol	ND		ug/L	9.3	2.8	0.93	395350	02/14/26	02/15/26	ZFA
Cresol	ND		ug/L	9.3		0.93	395350	02/14/26	02/15/26	ZFA
a-Terpineol	ND		ug/L	9.3	1.9	0.93	395350	02/14/26	02/14/26	ZFA
Surrogates	Limits									
2-Fluorophenol	29%	*	%REC	36-95		0.93	395350	02/14/26	02/15/26	ZFA
Phenol-d6	23%	*	%REC	28-82		0.93	395350	02/14/26	02/15/26	ZFA
2,4,6-Tribromophenol	64%		%REC	61-140		0.93	395350	02/14/26	02/15/26	ZFA
Nitrobenzene-d5	57%		%REC	48-123		0.93	395350	02/14/26	02/15/26	ZFA
2-Fluorobiphenyl	49%	*	%REC	51-105		0.93	395350	02/14/26	02/15/26	ZFA
Terphenyl-d14	69%		%REC	65-117		0.93	395350	02/14/26	02/15/26	ZFA
Method: EPA 8081A Prep Method: EPA 3510C										
alpha-BHC	ND		ug/L	0.05	0.009	0.95	395405	02/14/26	02/14/26	HQN
beta-BHC	ND		ug/L	0.05	0.01	0.95	395405	02/14/26	02/14/26	HQN
gamma-BHC	ND		ug/L	0.05	0.008	0.95	395405	02/14/26	02/14/26	HQN
delta-BHC	ND		ug/L	0.05	0.01	0.95	395405	02/14/26	02/14/26	HQN
Heptachlor	ND		ug/L	0.05	0.01	0.95	395405	02/14/26	02/14/26	HQN
Aldrin	ND		ug/L	0.05	0.01	0.95	395405	02/14/26	02/14/26	HQN
Heptachlor epoxide	ND		ug/L	0.05	0.009	0.95	395405	02/14/26	02/14/26	HQN
Endosulfan I	ND		ug/L	0.05	0.01	0.95	395405	02/14/26	02/14/26	HQN
Dieldrin	ND		ug/L	0.09	0.01	0.95	395405	02/14/26	02/14/26	HQN
4,4'-DDE	ND		ug/L	0.09	0.01	0.95	395405	02/14/26	02/14/26	HQN
Endrin	ND		ug/L	0.09	0.01	0.95	395405	02/14/26	02/14/26	HQN
Endosulfan II	ND		ug/L	0.09	0.02	0.95	395405	02/14/26	02/14/26	HQN
Endosulfan sulfate	ND		ug/L	0.09	0.01	0.95	395405	02/14/26	02/14/26	HQN
4,4'-DDD	ND		ug/L	0.09	0.01	0.95	395405	02/14/26	02/14/26	HQN
Endrin aldehyde	ND		ug/L	0.09	0.02	0.95	395405	02/14/26	02/14/26	HQN
Endrin ketone	ND		ug/L	0.09	0.02	0.95	395405	02/14/26	02/14/26	HQN
4,4'-DDT	ND		ug/L	0.09	0.03	0.95	395405	02/14/26	02/14/26	HQN
Methoxychlor	ND		ug/L	0.09	0.03	0.95	395405	02/14/26	02/14/26	HQN
Toxaphene	ND		ug/L	1.9	0.4	0.95	395405	02/14/26	02/14/26	HQN
Chlordane (Technical)	ND		ug/L	0.9	0.2	0.95	395405	02/14/26	02/14/26	HQN
Surrogates	Limits									

Analysis Results for 553152

553152-001 Analyte	Result	Qual	Units	RL	MDL	DF	Batch	Prepared	Analyzed	Chemist
TCMX	72%		%REC	29-120		0.95	395405	02/14/26	02/14/26	HQN
Decachlorobiphenyl	74%		%REC	33-132		0.95	395405	02/14/26	02/14/26	HQN

Method: EPA 8082

Prep Method: EPA 3510C

Aroclor-1016	ND		ug/L	0.47	0.29	0.95	395405	02/14/26	02/14/26	HQN
Aroclor-1221	ND		ug/L	0.47	0.44	0.95	395405	02/14/26	02/14/26	HQN
Aroclor-1232	ND		ug/L	0.47	0.26	0.95	395405	02/14/26	02/14/26	HQN
Aroclor-1242	ND		ug/L	0.47	0.27	0.95	395405	02/14/26	02/14/26	HQN
Aroclor-1248	ND		ug/L	0.47	0.22	0.95	395405	02/14/26	02/14/26	HQN
Aroclor-1254	ND		ug/L	0.47	0.25	0.95	395405	02/14/26	02/14/26	HQN
Aroclor-1260	ND		ug/L	0.47	0.31	0.95	395405	02/14/26	02/14/26	HQN
Aroclor-1262	ND		ug/L	0.47	0.28	0.95	395405	02/14/26	02/14/26	HQN
Aroclor-1268	ND		ug/L	0.47	0.25	0.95	395405	02/14/26	02/14/26	HQN

Surrogates

Limits

Decachlorobiphenyl (PCB)	62%		%REC	28-138		0.95	395405	02/14/26	02/14/26	HQN
--------------------------	-----	--	------	--------	--	------	--------	----------	----------	-----

Method: EPA 8260B

Prep Method: EPA 5030B

Carbon Disulfide	ND		ug/L	5.0	0.2	1	395299	02/13/26	02/13/26	LYZ
Chloroprene	ND		ug/L	200	0.4	1	395299	02/13/26	02/13/26	LYZ
3-Chloropropene	ND		ug/L	5.0	0.3	1	395299	02/13/26	02/13/26	LYZ
Ethyl methacrylate	ND		ug/L	50	2.1	1	395299	02/13/26	02/13/26	LYZ
Ethanol	ND		ug/L	500	110	1	395299	02/13/26	02/13/26	LYZ
2-Hexanone	ND		ug/L	5.0	1.1	1	395299	02/13/26	02/13/26	LYZ
Isopropanol (IPA)	ND		ug/L	200	52	1	395299	02/13/26	02/13/26	LYZ
Methyl acrylonitrile	ND		ug/L	35	3.7	1	395299	02/13/26	02/13/26	LYZ
Vinyl Acetate	ND		ug/L	50	15	1	395299	02/13/26	02/13/26	LYZ
Acrolein	ND		ug/L	200	2.7	1	395299	02/13/26	02/13/26	LYZ
Acrylonitrile	ND		ug/L	10	0.7	1	395299	02/13/26	02/13/26	LYZ
Freon 12	ND		ug/L	5.0	0.1	1	395299	02/13/26	02/13/26	LYZ
Chloromethane	ND		ug/L	5.0	0.2	1	395299	02/13/26	02/13/26	LYZ
Vinyl Chloride	ND		ug/L	5.0	0.1	1	395299	02/13/26	02/13/26	LYZ
Bromomethane	ND		ug/L	5.0	0.2	1	395299	02/13/26	02/13/26	LYZ
Chloroethane	ND		ug/L	5.0	0.1	1	395299	02/13/26	02/13/26	LYZ
Trichlorofluoromethane	ND		ug/L	5.0	0.06	1	395299	02/13/26	02/13/26	LYZ
Iodomethane	ND		ug/L	5.0		1	395299	02/13/26	02/13/26	LYZ
Acetone	ND		ug/L	100	5.0	1	395299	02/13/26	02/13/26	LYZ
Freon 113	ND		ug/L	5.0	0.1	1	395299	02/13/26	02/13/26	LYZ
1,1-Dichloroethene	ND		ug/L	5.0	0.08	1	395299	02/13/26	02/13/26	LYZ
Methylene Chloride	ND		ug/L	10	0.2	1	395299	02/13/26	02/13/26	LYZ
MTBE	ND		ug/L	5.0	0.09	1	395299	02/13/26	02/13/26	LYZ
trans-1,2-Dichloroethene	ND		ug/L	5.0	0.1	1	395299	02/13/26	02/13/26	LYZ
1,1-Dichloroethane	ND		ug/L	5.0	0.1	1	395299	02/13/26	02/13/26	LYZ
2-Butanone	2.0	J	ug/L	10	1.5	1	395299	02/13/26	02/13/26	LYZ
cis-1,2-Dichloroethene	ND		ug/L	5.0	0.09	1	395299	02/13/26	02/13/26	LYZ
2,2-Dichloropropane	ND		ug/L	5.0	0.1	1	395299	02/13/26	02/13/26	LYZ
Chloroform	ND		ug/L	5.0	0.08	1	395299	02/13/26	02/13/26	LYZ
Bromochloromethane	ND		ug/L	5.0	0.2	1	395299	02/13/26	02/13/26	LYZ
1,1,1-Trichloroethane	ND		ug/L	5.0	0.09	1	395299	02/13/26	02/13/26	LYZ
1,1-Dichloropropene	ND		ug/L	5.0	0.08	1	395299	02/13/26	02/13/26	LYZ
Carbon Tetrachloride	ND		ug/L	5.0	0.06	1	395299	02/13/26	02/13/26	LYZ
1,2-Dichloroethane	ND		ug/L	5.0	0.1	1	395299	02/13/26	02/13/26	LYZ

Analysis Results for 553152

553152-001 Analyte	Result	Qual	Units	RL	MDL	DF	Batch	Prepared	Analyzed	Chemist
Benzene	0.1	J	ug/L	1.0	0.1	1	395299	02/13/26	02/13/26	LYZ
Trichloroethene	ND		ug/L	5.0	0.1	1	395299	02/13/26	02/13/26	LYZ
1,2-Dichloropropane	ND		ug/L	5.0	0.1	1	395299	02/13/26	02/13/26	LYZ
Bromodichloromethane	ND		ug/L	5.0	0.09	1	395299	02/13/26	02/13/26	LYZ
Dibromomethane	ND		ug/L	5.0	0.1	1	395299	02/13/26	02/13/26	LYZ
4-Methyl-2-Pentanone	ND		ug/L	5.0	1.0	1	395299	02/13/26	02/13/26	LYZ
cis-1,3-Dichloropropene	ND		ug/L	5.0	0.3	1	395299	02/13/26	02/13/26	LYZ
Toluene	ND		ug/L	5.0	0.2	1	395299	02/13/26	02/13/26	LYZ
trans-1,3-Dichloropropene	ND		ug/L	5.0	0.3	1	395299	02/13/26	02/13/26	LYZ
1,1,2-Trichloroethane	ND		ug/L	5.0	0.2	1	395299	02/13/26	02/13/26	LYZ
1,3-Dichloropropane	ND		ug/L	5.0	0.1	1	395299	02/13/26	02/13/26	LYZ
Tetrachloroethene	ND		ug/L	5.0	0.1	1	395299	02/13/26	02/13/26	LYZ
Dibromochloromethane	ND		ug/L	5.0	0.08	1	395299	02/13/26	02/13/26	LYZ
1,2-Dibromoethane	ND		ug/L	5.0	0.2	1	395299	02/13/26	02/13/26	LYZ
Chlorobenzene	ND		ug/L	5.0	0.1	1	395299	02/13/26	02/13/26	LYZ
1,1,1,2-Tetrachloroethane	ND		ug/L	5.0	0.08	1	395299	02/13/26	02/13/26	LYZ
Ethylbenzene	ND		ug/L	5.0	0.09	1	395299	02/13/26	02/13/26	LYZ
m,p-Xylenes	ND		ug/L	5.0	0.2	1	395299	02/13/26	02/13/26	LYZ
o-Xylene	ND		ug/L	5.0	0.1	1	395299	02/13/26	02/13/26	LYZ
Styrene	ND		ug/L	5.0	0.08	1	395299	02/13/26	02/13/26	LYZ
Bromoform	ND		ug/L	5.0	0.08	1	395299	02/13/26	02/13/26	LYZ
Isopropylbenzene	ND		ug/L	5.0	0.1	1	395299	02/13/26	02/13/26	LYZ
1,1,2,2-Tetrachloroethane	ND		ug/L	5.0	0.2	1	395299	02/13/26	02/13/26	LYZ
1,2,3-Trichloropropane	ND		ug/L	5.0	0.2	1	395299	02/13/26	02/13/26	LYZ
Propylbenzene	ND		ug/L	5.0	0.1	1	395299	02/13/26	02/13/26	LYZ
Bromobenzene	ND		ug/L	5.0	0.09	1	395299	02/13/26	02/13/26	LYZ
1,3,5-Trimethylbenzene	ND		ug/L	5.0	0.1	1	395299	02/13/26	02/13/26	LYZ
2-Chlorotoluene	ND		ug/L	5.0	0.1	1	395299	02/13/26	02/13/26	LYZ
4-Chlorotoluene	ND		ug/L	5.0	0.1	1	395299	02/13/26	02/13/26	LYZ
tert-Butylbenzene	ND		ug/L	5.0	0.1	1	395299	02/13/26	02/13/26	LYZ
1,2,4-Trimethylbenzene	ND		ug/L	5.0	0.1	1	395299	02/13/26	02/13/26	LYZ
sec-Butylbenzene	ND		ug/L	5.0	0.1	1	395299	02/13/26	02/13/26	LYZ
para-Isopropyl Toluene	ND		ug/L	5.0	0.1	1	395299	02/13/26	02/13/26	LYZ
1,3-Dichlorobenzene	ND		ug/L	5.0	0.1	1	395299	02/13/26	02/13/26	LYZ
1,4-Dichlorobenzene	ND		ug/L	5.0	0.2	1	395299	02/13/26	02/13/26	LYZ
n-Butylbenzene	ND		ug/L	5.0	0.1	1	395299	02/13/26	02/13/26	LYZ
1,2-Dichlorobenzene	ND		ug/L	5.0	0.09	1	395299	02/13/26	02/13/26	LYZ
1,2-Dibromo-3-Chloropropane	ND		ug/L	5.0	0.5	1	395299	02/13/26	02/13/26	LYZ
1,2,4-Trichlorobenzene	ND		ug/L	5.0	0.2	1	395299	02/13/26	02/13/26	LYZ
Hexachlorobutadiene	ND		ug/L	5.0	0.2	1	395299	02/13/26	02/13/26	LYZ
1,2,3-Trichlorobenzene	ND		ug/L	5.0	0.1	1	395299	02/13/26	02/13/26	LYZ
cis-1,4-Dichloro-2-butene	ND		ug/L	5.0	0.4	1	395299	02/13/26	02/13/26	LYZ
trans-1,4-Dichloro-2-butene	ND		ug/L	5.0	0.4	1	395299	02/13/26	02/13/26	LYZ
Xylene (total)	ND		ug/L	5.0		1	395299	02/13/26	02/13/26	LYZ
Surrogates				Limits						
Dibromofluoromethane	129%		%REC	70-130		1	395299	02/13/26	02/13/26	LYZ
1,2-Dichloroethane-d4	110%		%REC	70-130		1	395299	02/13/26	02/13/26	LYZ
Toluene-d8	98%		%REC	70-130		1	395299	02/13/26	02/13/26	LYZ
Bromofluorobenzene	95%		%REC	70-130		1	395299	02/13/26	02/13/26	LYZ

Method: EPA 8270C-SIM
Prep Method: EPA 3535

1,4-Dioxane	2.2		ug/L	1.0	0.84	1	395408	02/14/26	02/15/26	ZFA
-------------	-----	--	------	-----	------	---	--------	----------	----------	-----

Results for any subcontracted analyses are not included in this section.

Analysis Results for 553152

553152-001 Analyte	Result	Qual	Units	RL	MDL	DF	Batch	Prepared	Analyzed	Chemist
Surrogates				Limits						
1,4-Dioxane-d8 (SUR)	98%		%REC	80-120		1	395408	02/14/26	02/15/26	ZFA
Method: EPA 8270E										
Prep Method: EPA 3510C										
Carbazole	ND		ug/L	9.3	2.6	0.93	395350	02/14/26	02/15/26	ZFA
N-Nitrosodimethylamine	ND		ug/L	9.3	2.7	0.93	395350	02/14/26	02/15/26	ZFA
Aniline	ND		ug/L	9.3	2.7	0.93	395350	02/14/26	02/15/26	ZFA
bis(2-Chloroethyl)ether	ND		ug/L	23	3.5	0.93	395350	02/14/26	02/15/26	ZFA
2-Chlorophenol	ND		ug/L	9.3	3.4	0.93	395350	02/14/26	02/15/26	ZFA
1,3-Dichlorobenzene	ND		ug/L	9.3	3.1	0.93	395350	02/14/26	02/15/26	ZFA
1,4-Dichlorobenzene	ND		ug/L	9.3	3.2	0.93	395350	02/14/26	02/15/26	ZFA
Benzyl alcohol	ND		ug/L	23	5.4	0.93	395350	02/14/26	02/15/26	ZFA
1,2-Dichlorobenzene	ND		ug/L	9.3	3.1	0.93	395350	02/14/26	02/15/26	ZFA
bis(2-Chloroisopropyl) ether	ND		ug/L	9.3	3.6	0.93	395350	02/14/26	02/15/26	ZFA
N-Nitroso-di-n-propylamine	ND		ug/L	9.3	3.6	0.93	395350	02/14/26	02/15/26	ZFA
Hexachloroethane	ND		ug/L	9.3	2.8	0.93	395350	02/14/26	02/15/26	ZFA
Nitrobenzene	ND		ug/L	23	7.9	0.93	395350	02/14/26	02/15/26	ZFA
Isophorone	ND		ug/L	9.3	3.4	0.93	395350	02/14/26	02/15/26	ZFA
2-Nitrophenol	ND		ug/L	9.3	5.1	0.93	395350	02/14/26	02/15/26	ZFA
2,4-Dimethylphenol	ND		ug/L	9.3	3.0	0.93	395350	02/14/26	02/15/26	ZFA
bis(2-Chloroethoxy)methane	ND		ug/L	9.3	3.4	0.93	395350	02/14/26	02/15/26	ZFA
2,4-Dichlorophenol	ND		ug/L	9.3	3.5	0.93	395350	02/14/26	02/15/26	ZFA
1,2,4-Trichlorobenzene	ND		ug/L	9.3	3.2	0.93	395350	02/14/26	02/15/26	ZFA
4-Chloroaniline	ND		ug/L	9.3	2.9	0.93	395350	02/14/26	02/15/26	ZFA
Hexachlorobutadiene	ND		ug/L	9.3	2.1	0.93	395350	02/14/26	02/15/26	ZFA
4-Chloro-3-methylphenol	ND		ug/L	9.3	3.4	0.93	395350	02/14/26	02/15/26	ZFA
2-Methylnaphthalene	ND		ug/L	9.3	3.1	0.93	395350	02/14/26	02/15/26	ZFA
Hexachlorocyclopentadiene	ND		ug/L	23	7.3	0.93	395350	02/14/26	02/15/26	ZFA
2,4,6-Trichlorophenol	ND		ug/L	9.3	3.8	0.93	395350	02/14/26	02/15/26	ZFA
2,4,5-Trichlorophenol	ND		ug/L	9.3	3.5	0.93	395350	02/14/26	02/15/26	ZFA
2-Chloronaphthalene	ND		ug/L	9.3	3.2	0.93	395350	02/14/26	02/15/26	ZFA
2-Nitroaniline	ND		ug/L	47	4.1	0.93	395350	02/14/26	02/15/26	ZFA
Dimethylphthalate	ND		ug/L	9.3	3.2	0.93	395350	02/14/26	02/15/26	ZFA
Acenaphthylene	ND		ug/L	9.3	3.6	0.93	395350	02/14/26	02/15/26	ZFA
2,6-Dinitrotoluene	ND		ug/L	9.3	4.1	0.93	395350	02/14/26	02/15/26	ZFA
3-Nitroaniline	ND		ug/L	9.3	3.7	0.93	395350	02/14/26	02/15/26	ZFA
Acenaphthene	ND		ug/L	9.3	3.0	0.93	395350	02/14/26	02/15/26	ZFA
2,4-Dinitrophenol	ND		ug/L	47	14	0.93	395350	02/14/26	02/15/26	ZFA
4-Nitrophenol	ND		ug/L	47	7.9	0.93	395350	02/14/26	02/15/26	ZFA
Dibenzofuran	ND		ug/L	9.3	3.0	0.93	395350	02/14/26	02/15/26	ZFA
2,4-Dinitrotoluene	ND		ug/L	9.3	4.0	0.93	395350	02/14/26	02/15/26	ZFA
Diethylphthalate	ND		ug/L	9.3	2.7	0.93	395350	02/14/26	02/15/26	ZFA
Fluorene	ND		ug/L	9.3	2.9	0.93	395350	02/14/26	02/15/26	ZFA
4-Chlorophenyl-phenylether	ND		ug/L	9.3	2.9	0.93	395350	02/14/26	02/15/26	ZFA
4-Nitroaniline	ND		ug/L	9.3	3.1	0.93	395350	02/14/26	02/15/26	ZFA
4,6-Dinitro-2-methylphenol	ND		ug/L	47	16	0.93	395350	02/14/26	02/15/26	ZFA
N-Nitrosodiphenylamine	ND		ug/L	9.3	3.7	0.93	395350	02/14/26	02/15/26	ZFA
1,2-diphenylhydrazine (as azobenzene)	ND		ug/L	9.3	2.7	0.93	395350	02/14/26	02/15/26	ZFA
4-Bromophenyl-phenylether	ND		ug/L	9.3	3.1	0.93	395350	02/14/26	02/15/26	ZFA
Hexachlorobenzene	ND		ug/L	9.3	2.8	0.93	395350	02/14/26	02/15/26	ZFA

Analysis Results for 553152

553152-001 Analyte	Result	Qual	Units	RL	MDL	DF	Batch	Prepared	Analyzed	Chemist
Pentachlorophenol	ND		ug/L	23	5.3	0.93	395350	02/14/26	02/15/26	ZFA
Phenanthrene	ND		ug/L	9.3	2.7	0.93	395350	02/14/26	02/15/26	ZFA
Anthracene	ND		ug/L	9.3	2.6	0.93	395350	02/14/26	02/15/26	ZFA
Di-n-butylphthalate	ND		ug/L	9.3	2.8	0.93	395350	02/14/26	02/15/26	ZFA
Fluoranthene	ND		ug/L	9.3	2.6	0.93	395350	02/14/26	02/15/26	ZFA
Benzidine	ND		ug/L	47	17	0.93	395350	02/14/26	02/15/26	ZFA
Pyrene	ND		ug/L	9.3	2.5	0.93	395350	02/14/26	02/15/26	ZFA
Butylbenzylphthalate	ND		ug/L	9.3	3.4	0.93	395350	02/14/26	02/15/26	ZFA
3,3'-Dichlorobenzidine	ND		ug/L	23	4.9	0.93	395350	02/14/26	02/15/26	ZFA
Benzo(a)anthracene	ND		ug/L	9.3	2.2	0.93	395350	02/14/26	02/15/26	ZFA
Chrysene	ND		ug/L	9.3	2.3	0.93	395350	02/14/26	02/15/26	ZFA
bis(2-Ethylhexyl)phthalate	ND		ug/L	9.3	3.1	0.93	395350	02/14/26	02/15/26	ZFA
Di-n-octylphthalate	ND		ug/L	9.3	4.4	0.93	395350	02/14/26	02/15/26	ZFA
Benzo(b)fluoranthene	ND		ug/L	9.3	2.8	0.93	395350	02/14/26	02/15/26	ZFA
Benzo(k)fluoranthene	ND		ug/L	9.3	2.9	0.93	395350	02/14/26	02/15/26	ZFA
Benzo(a)pyrene	ND		ug/L	9.3	2.9	0.93	395350	02/14/26	02/15/26	ZFA
Indeno(1,2,3-cd)pyrene	ND		ug/L	9.3	4.0	0.93	395350	02/14/26	02/15/26	ZFA
Dibenz(a,h)anthracene	ND		ug/L	9.3	3.9	0.93	395350	02/14/26	02/15/26	ZFA
Benzo(g,h,i)perylene	ND		ug/L	9.3	3.9	0.93	395350	02/14/26	02/15/26	ZFA
Surrogates				Limits						
2-Fluorophenol	29%		%REC	15-120		0.93	395350	02/14/26	02/15/26	ZFA
Phenol-d6	23%		%REC	15-120		0.93	395350	02/14/26	02/15/26	ZFA
2,4,6-Tribromophenol	64%		%REC	15-140		0.93	395350	02/14/26	02/15/26	ZFA
Nitrobenzene-d5	57%		%REC	15-123		0.93	395350	02/14/26	02/15/26	ZFA
2-Fluorobiphenyl	49%		%REC	15-120		0.93	395350	02/14/26	02/15/26	ZFA
Terphenyl-d14	69%		%REC	15-120		0.93	395350	02/14/26	02/15/26	ZFA
Method: SM 4500-CN-E Prep Method: METHOD										
Cyanide	ND		mg/L	0.0050	0.0017	0.5	395383	02/14/26	02/17/26	JAK
Method: SM 4500-S2-D Prep Method: METHOD										
Sulfide	ND		mg/L	0.10		1	395371	02/13/26	02/13/26	TXC
Method: SM 5310B Prep Method: SM 5310B										
Total Organic Carbon	30		mg/L	1.0	0.49	1	395353	02/13/26	02/13/26	ARM
Method: SM 9221B Prep Method: METHOD										
Coliform, Total	>1,600		MPN/100ml	1.8		1	395389	02/13/26 16:43	02/15/26 14:41	BLV
Method: SM 9221F										
Coliform, E. Coli	240		MPN/100ml	1.8		1	395389	02/13/26 16:43	02/15/26 14:41	BLV
Method: SM2130B										
Turbidity	120		NTU	0.20	0.12	1	395367	02/13/26 19:24	02/13/26 19:24	CDR
Method: SM2320B Prep Method: METHOD										
Bicarbonate	140		mg/L	6.0		2.5	395344	02/13/26	02/13/26	WWC
Alkalinity, Total as CaCO3	130		mg/L	5.0		2.5	395344	02/13/26	02/13/26	WWC
Method: SM2510B Prep Method: METHOD										

Analysis Results for 553152

553152-001 Analyte	Result	Qual	Units	RL	MDL	DF	Batch	Prepared	Analyzed	Chemist
Specific Conductance	770		umhos/cm	1.0		1	395357	02/13/26	02/13/26	CDR
Method: SM2540C Prep Method: METHOD										
Total Dissolved Solids	570		mg/L	20		2	395339	02/13/26	02/15/26	CDR
Method: SM2540D Prep Method: METHOD										
Total Suspended Solids	100		mg/L	0.5		1	395360	02/13/26	02/14/26	CKN
Method: SM5210B Prep Method: METHOD										
Biochemical Oxygen Demand	12	BOD5	mg/L	3.0		1	395347	02/13/26 15:52	02/18/26 15:53	AAB
Method: SM5220D Prep Method: SM 5220D										
Chemical Oxygen Demand	80		mg/L	4.0	2.0	1	395376	02/14/26	02/14/26	ARM

Analysis Results for 553152

Sample ID: SOUTH BASIN - S CENTRAL	Lab ID: 553152-002 Matrix: Water	Collected: 02/13/26 09:16
--	---	----------------------------------

553152-002 Analyte	Result	Qual	Units	RL	MDL	DF	Batch	Prepared	Analyzed	Chemist
Method: EPA 1664A Prep Method: METHOD										
Total Oil and Grease	ND		mg/L	5.0	0.96	0.99	395420	02/15/26	02/15/26	JAG
Method: EPA 200.7 Prep Method: EPA 3015A										
Calcium	100		mg/L	0.10	0.022	1	395362	02/13/26	02/14/26	TWJ
Iron	23		mg/L	0.050	0.017	1	395362	02/13/26	02/15/26	TWJ
Magnesium	19		mg/L	0.10	0.010	1	395362	02/13/26	02/14/26	TWJ
Potassium	22		mg/L	0.50	0.15	1	395362	02/13/26	02/14/26	TWJ
Sodium	83		mg/L	0.50	0.017	1	395362	02/13/26	02/14/26	TWJ
Method: EPA 200.8 Prep Method: EPA 3015A										
Antimony	1.7	J	ug/L	2.0	1.0	1	395413	02/14/26	02/15/26	KCD
Arsenic	12		ug/L	2.0	0.27	1	395413	02/14/26	02/15/26	KCD
Barium	230		ug/L	5.0	0.44	1	395413	02/14/26	02/15/26	KCD
Beryllium	1.1		ug/L	1.0	0.083	1	395413	02/14/26	02/15/26	KCD
Boron	320		ug/L	50	38	5	395413	02/14/26	02/15/26	KCD
Cadmium	0.40	J	ug/L	1.0	0.072	1	395413	02/14/26	02/15/26	KCD
Chromium	23		ug/L	5.0	0.43	1	395413	02/14/26	02/15/26	KCD
Cobalt	12		ug/L	1.0	0.090	1	395413	02/14/26	02/15/26	KCD
Copper	35		ug/L	3.0	0.96	1	395413	02/14/26	02/15/26	KCD
Lead	20		ug/L	5.0	0.23	1	395413	02/14/26	02/15/26	KCD
Manganese	410		ug/L	10	3.8	1	395413	02/14/26	02/15/26	KCD
Nickel	23		ug/L	5.0	1.3	1	395413	02/14/26	02/15/26	KCD
Selenium	5.3		ug/L	4.0	1.9	1	395413	02/14/26	02/15/26	KCD
Silver	ND		ug/L	5.0	0.37	1	395413	02/14/26	02/15/26	KCD
Thallium	ND		ug/L	1.0	0.25	1	395413	02/14/26	02/15/26	KCD
Tin	ND		ug/L	5.0	1.5	1	395413	02/14/26	02/15/26	KCD
Vanadium	47		ug/L	5.0	0.36	1	395413	02/14/26	02/15/26	KCD
Zinc	110		ug/L	10	7.6	1	395413	02/14/26	02/15/26	KCD
Method: EPA 245.1 Prep Method: EPA 245.1										
Mercury	0.12	J	ug/L	0.40	0.091	1	395394	02/14/26	02/14/26	KCD
Method: EPA 300.0 Prep Method: METHOD										
Fluoride	0.25		mg/L	0.20	0.059	1	395327	02/13/26 16:20	02/14/26 00:51	KUM
Chloride	44		mg/L	1.0	0.26	1	395327	02/13/26 16:20	02/14/26 00:51	KUM
Nitrogen, Nitrite	0.03	J	mg/L	0.10	0.02	1	395327	02/13/26 16:20	02/14/26 00:51	KUM
Bromide	0.12	J	mg/L	0.30	0.061	1	395327	02/13/26 16:20	02/14/26 00:51	KUM
Nitrogen, Nitrate	0.23		mg/L	0.10	0.05	1	395327	02/13/26 16:20	02/14/26 00:51	KUM
Sulfate	200		mg/L	10	1.8	10	395327	02/13/26 16:20	02/14/26 01:14	KUM

Analysis Results for 553152

553152-002 Analyte	Result	Qual	Units	RL	MDL	DF	Batch	Prepared	Analyzed	Chemist
Method: EPA 350.1 Prep Method: METHOD										
Ammonia-N	0.18		mg/L	0.10	0.068	1	395384	02/14/26	02/17/26	JAK
Method: EPA 420.1 Prep Method: METHOD										
Total Phenolics	ND		mg/L	0.010	0.0056	1	395317	02/13/26	02/13/26	LVL
Method: EPA 625.1 Prep Method: EPA 3510C										
a-Terpeneol	ND		ug/L	9.4	1.9	0.94	395350	02/14/26	02/14/26	ZFA
Benzoic acid	ND		ug/L	47	10	0.94	395350	02/14/26	02/15/26	ZFA
2-Methylphenol	ND		ug/L	9.4	3.1	0.94	395350	02/14/26	02/15/26	ZFA
Pyridine	ND		ug/L	9.4	2.7	0.94	395350	02/14/26	02/15/26	ZFA
Phenol	ND		ug/L	9.4	2.0	0.94	395350	02/14/26	02/15/26	ZFA
Naphthalene	ND		ug/L	9.4	3.4	0.94	395350	02/14/26	02/15/26	ZFA
3-,4-Methylphenol	ND		ug/L	9.4	2.8	0.94	395350	02/14/26	02/15/26	ZFA
Cresol	ND		ug/L	9.4	0.94	0.94	395350	02/14/26	02/15/26	ZFA
Surrogates				Limits						
2-Fluorophenol	28%	*	%REC	36-95			0.94	395350	02/14/26	02/15/26
Phenol-d6	23%	*	%REC	28-82			0.94	395350	02/14/26	02/15/26
2,4,6-Tribromophenol	62%		%REC	61-140			0.94	395350	02/14/26	02/15/26
Nitrobenzene-d5	54%		%REC	48-123			0.94	395350	02/14/26	02/15/26
2-Fluorobiphenyl	48%	*	%REC	51-105			0.94	395350	02/14/26	02/15/26
Terphenyl-d14	68%		%REC	65-117			0.94	395350	02/14/26	02/15/26
Method: EPA 8081A Prep Method: EPA 3510C										
alpha-BHC	ND		ug/L	0.05	0.009	0.94	395405	02/14/26	02/14/26	HQN
beta-BHC	ND		ug/L	0.05	0.01	0.94	395405	02/14/26	02/14/26	HQN
gamma-BHC	ND		ug/L	0.05	0.008	0.94	395405	02/14/26	02/14/26	HQN
delta-BHC	ND		ug/L	0.05	0.01	0.94	395405	02/14/26	02/14/26	HQN
Heptachlor	ND		ug/L	0.05	0.01	0.94	395405	02/14/26	02/14/26	HQN
Aldrin	ND		ug/L	0.05	0.01	0.94	395405	02/14/26	02/14/26	HQN
Heptachlor epoxide	ND		ug/L	0.05	0.009	0.94	395405	02/14/26	02/14/26	HQN
Endosulfan I	ND		ug/L	0.05	0.01	0.94	395405	02/14/26	02/14/26	HQN
Dieldrin	ND		ug/L	0.09	0.01	0.94	395405	02/14/26	02/14/26	HQN
4,4'-DDE	ND		ug/L	0.09	0.01	0.94	395405	02/14/26	02/14/26	HQN
Endrin	ND		ug/L	0.09	0.01	0.94	395405	02/14/26	02/14/26	HQN
Endosulfan II	ND		ug/L	0.09	0.02	0.94	395405	02/14/26	02/14/26	HQN
Endosulfan sulfate	ND		ug/L	0.09	0.01	0.94	395405	02/14/26	02/14/26	HQN
4,4'-DDD	ND		ug/L	0.09	0.01	0.94	395405	02/14/26	02/14/26	HQN
Endrin aldehyde	ND		ug/L	0.09	0.02	0.94	395405	02/14/26	02/14/26	HQN
Endrin ketone	ND		ug/L	0.09	0.02	0.94	395405	02/14/26	02/14/26	HQN
4,4'-DDT	ND		ug/L	0.09	0.03	0.94	395405	02/14/26	02/14/26	HQN
Methoxychlor	ND		ug/L	0.09	0.03	0.94	395405	02/14/26	02/14/26	HQN
Toxaphene	ND		ug/L	1.9	0.4	0.94	395405	02/14/26	02/14/26	HQN
Chlordane (Technical)	ND		ug/L	0.9	0.2	0.94	395405	02/14/26	02/14/26	HQN
Surrogates				Limits						
TCMX	74%		%REC	29-120			0.94	395405	02/14/26	02/14/26
Decachlorobiphenyl	76%		%REC	33-132			0.94	395405	02/14/26	02/14/26
Method: EPA 8082 Prep Method: EPA 3510C										
Aroclor-1016	ND		ug/L	0.47	0.29	0.94	395405	02/14/26	02/14/26	HQN

Analysis Results for 553152

553152-002 Analyte	Result	Qual	Units	RL	MDL	DF	Batch	Prepared	Analyzed	Chemist
Aroclor-1221	ND		ug/L	0.47	0.44	0.94	395405	02/14/26	02/14/26	HQN
Aroclor-1232	ND		ug/L	0.47	0.26	0.94	395405	02/14/26	02/14/26	HQN
Aroclor-1242	ND		ug/L	0.47	0.27	0.94	395405	02/14/26	02/14/26	HQN
Aroclor-1248	ND		ug/L	0.47	0.22	0.94	395405	02/14/26	02/14/26	HQN
Aroclor-1254	ND		ug/L	0.47	0.25	0.94	395405	02/14/26	02/14/26	HQN
Aroclor-1260	ND		ug/L	0.47	0.31	0.94	395405	02/14/26	02/14/26	HQN
Aroclor-1262	ND		ug/L	0.47	0.28	0.94	395405	02/14/26	02/14/26	HQN
Aroclor-1268	ND		ug/L	0.47	0.24	0.94	395405	02/14/26	02/14/26	HQN

Surrogates	Limits									
Decachlorobiphenyl (PCB)	63%	%REC	28-138		0.94	395405	02/14/26	02/14/26	HQN	

Method: EPA 8260B
Prep Method: EPA 5030B

Carbon Disulfide	ND		ug/L	5.0	0.2	1	395299	02/13/26	02/13/26	LYZ
Chloroprene	ND		ug/L	200	0.4	1	395299	02/13/26	02/13/26	LYZ
3-Chloropropene	ND		ug/L	5.0	0.3	1	395299	02/13/26	02/13/26	LYZ
Ethyl methacrylate	ND		ug/L	50	2.1	1	395299	02/13/26	02/13/26	LYZ
Ethanol	ND		ug/L	500	110	1	395299	02/13/26	02/13/26	LYZ
2-Hexanone	ND		ug/L	5.0	1.1	1	395299	02/13/26	02/13/26	LYZ
Isopropanol (IPA)	ND		ug/L	200	52	1	395299	02/13/26	02/13/26	LYZ
Methyl acrylonitrile	ND		ug/L	35	3.7	1	395299	02/13/26	02/13/26	LYZ
Vinyl Acetate	ND		ug/L	50	15	1	395299	02/13/26	02/13/26	LYZ
Acrolein	ND		ug/L	200	2.7	1	395299	02/13/26	02/13/26	LYZ
Acrylonitrile	ND		ug/L	10	0.7	1	395299	02/13/26	02/13/26	LYZ
Freon 12	ND		ug/L	5.0	0.1	1	395299	02/13/26	02/13/26	LYZ
Chloromethane	ND		ug/L	5.0	0.2	1	395299	02/13/26	02/13/26	LYZ
Vinyl Chloride	ND		ug/L	5.0	0.1	1	395299	02/13/26	02/13/26	LYZ
Bromomethane	ND		ug/L	5.0	0.2	1	395299	02/13/26	02/13/26	LYZ
Chloroethane	ND		ug/L	5.0	0.1	1	395299	02/13/26	02/13/26	LYZ
Trichlorofluoromethane	ND		ug/L	5.0	0.06	1	395299	02/13/26	02/13/26	LYZ
Iodomethane	ND		ug/L	5.0		1	395299	02/13/26	02/13/26	LYZ
Acetone	ND		ug/L	100	5.0	1	395299	02/13/26	02/13/26	LYZ
Freon 113	ND		ug/L	5.0	0.1	1	395299	02/13/26	02/13/26	LYZ
1,1-Dichloroethene	ND		ug/L	5.0	0.08	1	395299	02/13/26	02/13/26	LYZ
Methylene Chloride	ND		ug/L	10	0.2	1	395299	02/13/26	02/13/26	LYZ
MTBE	ND		ug/L	5.0	0.09	1	395299	02/13/26	02/13/26	LYZ
trans-1,2-Dichloroethene	ND		ug/L	5.0	0.1	1	395299	02/13/26	02/13/26	LYZ
1,1-Dichloroethane	ND		ug/L	5.0	0.1	1	395299	02/13/26	02/13/26	LYZ
2-Butanone	ND		ug/L	10	1.5	1	395299	02/13/26	02/13/26	LYZ
cis-1,2-Dichloroethene	ND		ug/L	5.0	0.09	1	395299	02/13/26	02/13/26	LYZ
2,2-Dichloropropane	ND		ug/L	5.0	0.1	1	395299	02/13/26	02/13/26	LYZ
Chloroform	ND		ug/L	5.0	0.08	1	395299	02/13/26	02/13/26	LYZ
Bromochloromethane	ND		ug/L	5.0	0.2	1	395299	02/13/26	02/13/26	LYZ
1,1,1-Trichloroethane	ND		ug/L	5.0	0.09	1	395299	02/13/26	02/13/26	LYZ
1,1-Dichloropropene	ND		ug/L	5.0	0.08	1	395299	02/13/26	02/13/26	LYZ
Carbon Tetrachloride	ND		ug/L	5.0	0.06	1	395299	02/13/26	02/13/26	LYZ
1,2-Dichloroethane	ND		ug/L	5.0	0.1	1	395299	02/13/26	02/13/26	LYZ
Benzene	ND		ug/L	1.0	0.1	1	395299	02/13/26	02/13/26	LYZ
Trichloroethene	ND		ug/L	5.0	0.1	1	395299	02/13/26	02/13/26	LYZ
1,2-Dichloropropane	ND		ug/L	5.0	0.1	1	395299	02/13/26	02/13/26	LYZ
Bromodichloromethane	ND		ug/L	5.0	0.09	1	395299	02/13/26	02/13/26	LYZ
Dibromomethane	ND		ug/L	5.0	0.1	1	395299	02/13/26	02/13/26	LYZ
4-Methyl-2-Pentanone	ND		ug/L	5.0	1.0	1	395299	02/13/26	02/13/26	LYZ

Analysis Results for 553152

553152-002 Analyte	Result	Qual	Units	RL	MDL	DF	Batch	Prepared	Analyzed	Chemist
cis-1,3-Dichloropropene	ND		ug/L	5.0	0.3	1	395299	02/13/26	02/13/26	LYZ
Toluene	ND		ug/L	5.0	0.2	1	395299	02/13/26	02/13/26	LYZ
trans-1,3-Dichloropropene	ND		ug/L	5.0	0.3	1	395299	02/13/26	02/13/26	LYZ
1,1,2-Trichloroethane	ND		ug/L	5.0	0.2	1	395299	02/13/26	02/13/26	LYZ
1,3-Dichloropropane	ND		ug/L	5.0	0.1	1	395299	02/13/26	02/13/26	LYZ
Tetrachloroethene	ND		ug/L	5.0	0.1	1	395299	02/13/26	02/13/26	LYZ
Dibromochloromethane	ND		ug/L	5.0	0.08	1	395299	02/13/26	02/13/26	LYZ
1,2-Dibromoethane	ND		ug/L	5.0	0.2	1	395299	02/13/26	02/13/26	LYZ
Chlorobenzene	ND		ug/L	5.0	0.1	1	395299	02/13/26	02/13/26	LYZ
1,1,1,2-Tetrachloroethane	ND		ug/L	5.0	0.08	1	395299	02/13/26	02/13/26	LYZ
Ethylbenzene	ND		ug/L	5.0	0.09	1	395299	02/13/26	02/13/26	LYZ
m,p-Xylenes	ND		ug/L	5.0	0.2	1	395299	02/13/26	02/13/26	LYZ
o-Xylene	ND		ug/L	5.0	0.1	1	395299	02/13/26	02/13/26	LYZ
Styrene	ND		ug/L	5.0	0.08	1	395299	02/13/26	02/13/26	LYZ
Bromoform	ND		ug/L	5.0	0.08	1	395299	02/13/26	02/13/26	LYZ
Isopropylbenzene	ND		ug/L	5.0	0.1	1	395299	02/13/26	02/13/26	LYZ
1,1,2,2-Tetrachloroethane	ND		ug/L	5.0	0.2	1	395299	02/13/26	02/13/26	LYZ
1,2,3-Trichloropropane	ND		ug/L	5.0	0.2	1	395299	02/13/26	02/13/26	LYZ
Propylbenzene	ND		ug/L	5.0	0.1	1	395299	02/13/26	02/13/26	LYZ
Bromobenzene	ND		ug/L	5.0	0.09	1	395299	02/13/26	02/13/26	LYZ
1,3,5-Trimethylbenzene	ND		ug/L	5.0	0.1	1	395299	02/13/26	02/13/26	LYZ
2-Chlorotoluene	ND		ug/L	5.0	0.1	1	395299	02/13/26	02/13/26	LYZ
4-Chlorotoluene	ND		ug/L	5.0	0.1	1	395299	02/13/26	02/13/26	LYZ
tert-Butylbenzene	ND		ug/L	5.0	0.1	1	395299	02/13/26	02/13/26	LYZ
1,2,4-Trimethylbenzene	ND		ug/L	5.0	0.1	1	395299	02/13/26	02/13/26	LYZ
sec-Butylbenzene	ND		ug/L	5.0	0.1	1	395299	02/13/26	02/13/26	LYZ
para-Isopropyl Toluene	ND		ug/L	5.0	0.1	1	395299	02/13/26	02/13/26	LYZ
1,3-Dichlorobenzene	ND		ug/L	5.0	0.1	1	395299	02/13/26	02/13/26	LYZ
1,4-Dichlorobenzene	ND		ug/L	5.0	0.2	1	395299	02/13/26	02/13/26	LYZ
n-Butylbenzene	ND		ug/L	5.0	0.1	1	395299	02/13/26	02/13/26	LYZ
1,2-Dichlorobenzene	ND		ug/L	5.0	0.09	1	395299	02/13/26	02/13/26	LYZ
1,2-Dibromo-3-Chloropropane	ND		ug/L	5.0	0.5	1	395299	02/13/26	02/13/26	LYZ
1,2,4-Trichlorobenzene	ND		ug/L	5.0	0.2	1	395299	02/13/26	02/13/26	LYZ
Hexachlorobutadiene	ND		ug/L	5.0	0.2	1	395299	02/13/26	02/13/26	LYZ
1,2,3-Trichlorobenzene	ND		ug/L	5.0	0.1	1	395299	02/13/26	02/13/26	LYZ
cis-1,4-Dichloro-2-butene	ND		ug/L	5.0	0.4	1	395299	02/13/26	02/13/26	LYZ
trans-1,4-Dichloro-2-butene	ND		ug/L	5.0	0.4	1	395299	02/13/26	02/13/26	LYZ
Xylene (total)	ND		ug/L	5.0		1	395299	02/13/26	02/13/26	LYZ
Surrogates				Limits						
Dibromofluoromethane	117%		%REC	70-130		1	395299	02/13/26	02/13/26	LYZ
1,2-Dichloroethane-d4	113%		%REC	70-130		1	395299	02/13/26	02/13/26	LYZ
Toluene-d8	97%		%REC	70-130		1	395299	02/13/26	02/13/26	LYZ
Bromofluorobenzene	95%		%REC	70-130		1	395299	02/13/26	02/13/26	LYZ
Method: EPA 8270C-SIM Prep Method: EPA 3535										
1,4-Dioxane	2.0		ug/L	1.0	0.84	1	395408	02/14/26	02/15/26	ZFA
Surrogates				Limits						
1,4-Dioxane-d8 (SUR)	97%		%REC	80-120		1	395408	02/14/26	02/15/26	ZFA
Method: EPA 8270E Prep Method: EPA 3510C										

Analysis Results for 553152

553152-002 Analyte	Result	Qual	Units	RL	MDL	DF	Batch	Prepared	Analyzed	Chemist
Carbazole	ND		ug/L	9.4	2.6	0.94	395350	02/14/26	02/15/26	ZFA
N-Nitrosodimethylamine	ND		ug/L	9.4	2.7	0.94	395350	02/14/26	02/15/26	ZFA
Aniline	ND		ug/L	9.4	2.7	0.94	395350	02/14/26	02/15/26	ZFA
bis(2-Chloroethyl)ether	ND		ug/L	24	3.5	0.94	395350	02/14/26	02/15/26	ZFA
2-Chlorophenol	ND		ug/L	9.4	3.4	0.94	395350	02/14/26	02/15/26	ZFA
1,3-Dichlorobenzene	ND		ug/L	9.4	3.1	0.94	395350	02/14/26	02/15/26	ZFA
1,4-Dichlorobenzene	ND		ug/L	9.4	3.2	0.94	395350	02/14/26	02/15/26	ZFA
Benzyl alcohol	ND		ug/L	24	5.4	0.94	395350	02/14/26	02/15/26	ZFA
1,2-Dichlorobenzene	ND		ug/L	9.4	3.1	0.94	395350	02/14/26	02/15/26	ZFA
bis(2-Chloroisopropyl) ether	ND		ug/L	9.4	3.6	0.94	395350	02/14/26	02/15/26	ZFA
N-Nitroso-di-n-propylamine	ND		ug/L	9.4	3.6	0.94	395350	02/14/26	02/15/26	ZFA
Hexachloroethane	ND		ug/L	9.4	2.8	0.94	395350	02/14/26	02/15/26	ZFA
Nitrobenzene	ND		ug/L	24	7.9	0.94	395350	02/14/26	02/15/26	ZFA
Isophorone	ND		ug/L	9.4	3.5	0.94	395350	02/14/26	02/15/26	ZFA
2-Nitrophenol	ND		ug/L	9.4	5.1	0.94	395350	02/14/26	02/15/26	ZFA
2,4-Dimethylphenol	ND		ug/L	9.4	3.1	0.94	395350	02/14/26	02/15/26	ZFA
bis(2-Chloroethoxy)methane	ND		ug/L	9.4	3.5	0.94	395350	02/14/26	02/15/26	ZFA
2,4-Dichlorophenol	ND		ug/L	9.4	3.5	0.94	395350	02/14/26	02/15/26	ZFA
1,2,4-Trichlorobenzene	ND		ug/L	9.4	3.2	0.94	395350	02/14/26	02/15/26	ZFA
4-Chloroaniline	ND		ug/L	9.4	2.9	0.94	395350	02/14/26	02/15/26	ZFA
Hexachlorobutadiene	ND		ug/L	9.4	2.1	0.94	395350	02/14/26	02/15/26	ZFA
4-Chloro-3-methylphenol	ND		ug/L	9.4	3.4	0.94	395350	02/14/26	02/15/26	ZFA
2-Methylnaphthalene	ND		ug/L	9.4	3.2	0.94	395350	02/14/26	02/15/26	ZFA
Hexachlorocyclopentadiene	ND		ug/L	24	7.4	0.94	395350	02/14/26	02/15/26	ZFA
2,4,6-Trichlorophenol	ND		ug/L	9.4	3.8	0.94	395350	02/14/26	02/15/26	ZFA
2,4,5-Trichlorophenol	ND		ug/L	9.4	3.5	0.94	395350	02/14/26	02/15/26	ZFA
2-Chloronaphthalene	ND		ug/L	9.4	3.2	0.94	395350	02/14/26	02/15/26	ZFA
2-Nitroaniline	ND		ug/L	47	4.1	0.94	395350	02/14/26	02/15/26	ZFA
Dimethylphthalate	ND		ug/L	9.4	3.2	0.94	395350	02/14/26	02/15/26	ZFA
Acenaphthylene	ND		ug/L	9.4	3.6	0.94	395350	02/14/26	02/15/26	ZFA
2,6-Dinitrotoluene	ND		ug/L	9.4	4.2	0.94	395350	02/14/26	02/15/26	ZFA
3-Nitroaniline	ND		ug/L	9.4	3.8	0.94	395350	02/14/26	02/15/26	ZFA
Acenaphthene	ND		ug/L	9.4	3.1	0.94	395350	02/14/26	02/15/26	ZFA
2,4-Dinitrophenol	ND		ug/L	47	14	0.94	395350	02/14/26	02/15/26	ZFA
4-Nitrophenol	ND		ug/L	47	8.0	0.94	395350	02/14/26	02/15/26	ZFA
Dibenzofuran	ND		ug/L	9.4	3.0	0.94	395350	02/14/26	02/15/26	ZFA
2,4-Dinitrotoluene	ND		ug/L	9.4	4.0	0.94	395350	02/14/26	02/15/26	ZFA
Diethylphthalate	ND		ug/L	9.4	2.8	0.94	395350	02/14/26	02/15/26	ZFA
Fluorene	ND		ug/L	9.4	2.9	0.94	395350	02/14/26	02/15/26	ZFA
4-Chlorophenyl-phenylether	ND		ug/L	9.4	2.9	0.94	395350	02/14/26	02/15/26	ZFA
4-Nitroaniline	ND		ug/L	9.4	3.2	0.94	395350	02/14/26	02/15/26	ZFA
4,6-Dinitro-2-methylphenol	ND		ug/L	47	16	0.94	395350	02/14/26	02/15/26	ZFA
N-Nitrosodiphenylamine	ND		ug/L	9.4	3.7	0.94	395350	02/14/26	02/15/26	ZFA
1,2-diphenylhydrazine (as azobenzene)	ND		ug/L	9.4	2.8	0.94	395350	02/14/26	02/15/26	ZFA
4-Bromophenyl-phenylether	ND		ug/L	9.4	3.1	0.94	395350	02/14/26	02/15/26	ZFA
Hexachlorobenzene	ND		ug/L	9.4	2.9	0.94	395350	02/14/26	02/15/26	ZFA
Pentachlorophenol	ND		ug/L	24	5.4	0.94	395350	02/14/26	02/15/26	ZFA
Phenanthrene	ND		ug/L	9.4	2.8	0.94	395350	02/14/26	02/15/26	ZFA
Anthracene	ND		ug/L	9.4	2.6	0.94	395350	02/14/26	02/15/26	ZFA
Di-n-butylphthalate	ND		ug/L	9.4	2.8	0.94	395350	02/14/26	02/15/26	ZFA
Fluoranthene	ND		ug/L	9.4	2.7	0.94	395350	02/14/26	02/15/26	ZFA

Analysis Results for 553152

553152-002 Analyte	Result	Qual	Units	RL	MDL	DF	Batch	Prepared	Analyzed	Chemist
Benzidine	ND		ug/L	47	18	0.94	395350	02/14/26	02/15/26	ZFA
Pyrene	ND		ug/L	9.4	2.5	0.94	395350	02/14/26	02/15/26	ZFA
Butylbenzylphthalate	ND		ug/L	9.4	3.4	0.94	395350	02/14/26	02/15/26	ZFA
3,3'-Dichlorobenzidine	ND		ug/L	24	4.9	0.94	395350	02/14/26	02/15/26	ZFA
Benzo(a)anthracene	ND		ug/L	9.4	2.3	0.94	395350	02/14/26	02/15/26	ZFA
Chrysene	ND		ug/L	9.4	2.3	0.94	395350	02/14/26	02/15/26	ZFA
bis(2-Ethylhexyl)phthalate	ND		ug/L	9.4	3.1	0.94	395350	02/14/26	02/15/26	ZFA
Di-n-octylphthalate	ND		ug/L	9.4	4.4	0.94	395350	02/14/26	02/15/26	ZFA
Benzo(b)fluoranthene	ND		ug/L	9.4	2.9	0.94	395350	02/14/26	02/15/26	ZFA
Benzo(k)fluoranthene	ND		ug/L	9.4	2.9	0.94	395350	02/14/26	02/15/26	ZFA
Benzo(a)pyrene	ND		ug/L	9.4	3.0	0.94	395350	02/14/26	02/15/26	ZFA
Indeno(1,2,3-cd)pyrene	ND		ug/L	9.4	4.0	0.94	395350	02/14/26	02/15/26	ZFA
Dibenz(a,h)anthracene	ND		ug/L	9.4	3.9	0.94	395350	02/14/26	02/15/26	ZFA
Benzo(g,h,i)perylene	ND		ug/L	9.4	3.9	0.94	395350	02/14/26	02/15/26	ZFA
Surrogates				Limits						
2-Fluorophenol	28%		%REC	15-120		0.94	395350	02/14/26	02/15/26	ZFA
Phenol-d6	23%		%REC	15-120		0.94	395350	02/14/26	02/15/26	ZFA
2,4,6-Tribromophenol	62%		%REC	15-140		0.94	395350	02/14/26	02/15/26	ZFA
Nitrobenzene-d5	54%		%REC	15-123		0.94	395350	02/14/26	02/15/26	ZFA
2-Fluorobiphenyl	48%		%REC	15-120		0.94	395350	02/14/26	02/15/26	ZFA
Terphenyl-d14	68%		%REC	15-120		0.94	395350	02/14/26	02/15/26	ZFA
Method: SM 4500-CN-E Prep Method: METHOD										
Cyanide	0.0018	J	mg/L	0.0050	0.0017	0.5	395383	02/14/26	02/17/26	JAK
Method: SM 4500-S2-D Prep Method: METHOD										
Sulfide	ND		mg/L	0.10		1	395371	02/13/26	02/13/26	TXC
Method: SM 5310B Prep Method: SM 5310B										
Total Organic Carbon	36		mg/L	1.0	0.49	1	395353	02/13/26	02/13/26	ARM
Method: SM 9221B Prep Method: METHOD										
Coliform, Total	>1,600		MPN/100ml	1.8		1	395389	02/13/26 16:43	02/17/26 13:20	BLV
Method: SM 9221F										
Coliform, E. Coli	>1,600		MPN/100ml	1.8		1	395389	02/13/26 16:43	02/16/26 14:12	BLV
Method: SM2130B										
Turbidity	1,300		NTU	0.20	0.12	1	395367	02/13/26 19:24	02/13/26 19:24	CDR
Method: SM2320B Prep Method: METHOD										
Bicarbonate	200		mg/L	6.0		2.5	395344	02/13/26	02/13/26	WWC
Alkalinity, Total as CaCO3	190		mg/L	5.0		2.5	395344	02/13/26	02/13/26	WWC
Method: SM2510B Prep Method: METHOD										
Specific Conductance	860		umhos/cm	1.0		1	395357	02/13/26	02/13/26	CDR
Method: SM2540C Prep Method: METHOD										
Total Dissolved Solids	650		mg/L	20		2	395339	02/13/26	02/15/26	CDR

Analysis Results for 553152

553152-002 Analyte	Result	Qual	Units	RL	MDL	DF	Batch	Prepared	Analyzed	Chemist
Method: SM2540D Prep Method: METHOD										
Total Suspended Solids	1,400		mg/L	0.5		1	395360	02/13/26	02/14/26	CKN
Method: SM5210B Prep Method: METHOD										
Biochemical Oxygen Demand	14		mg/L	3.0		1	395347	02/13/26 15:52	02/18/26 15:53	AAB
Method: SM5220D Prep Method: SM 5220D										
Chemical Oxygen Demand	87		mg/L	4.0	2.0	1	395376	02/14/26	02/14/26	ARM

Analysis Results for 553152

Sample ID: SOUTH BASIN - W CENTRAL	Lab ID: 553152-003 Matrix: Water	Collected: 02/13/26 11:08
--	---	----------------------------------

553152-003 Analyte	Result	Qual	Units	RL	MDL	DF	Batch	Prepared	Analyzed	Chemist
Method: EPA 1664A Prep Method: METHOD										
Total Oil and Grease	ND		mg/L	4.9	0.96	0.99	395420	02/15/26	02/15/26	JAG
Method: EPA 200.7 Prep Method: EPA 3015A										
Calcium	65		mg/L	0.10	0.022	1	395362	02/13/26	02/14/26	TWJ
Iron	2.0		mg/L	0.050	0.017	1	395362	02/13/26	02/15/26	TWJ
Magnesium	10		mg/L	0.10	0.010	1	395362	02/13/26	02/14/26	TWJ
Potassium	14		mg/L	0.50	0.15	1	395362	02/13/26	02/14/26	TWJ
Sodium	78		mg/L	0.50	0.017	1	395362	02/13/26	02/14/26	TWJ
Method: EPA 200.8 Prep Method: EPA 3015A										
Antimony	1.7	J	ug/L	2.0	1.0	1	395413	02/14/26	02/15/26	KCD
Arsenic	6.9		ug/L	2.0	0.27	1	395413	02/14/26	02/15/26	KCD
Barium	43		ug/L	5.0	0.44	1	395413	02/14/26	02/15/26	KCD
Beryllium	0.12	J	ug/L	1.0	0.083	1	395413	02/14/26	02/15/26	KCD
Boron	260		ug/L	50	38	5	395413	02/14/26	02/15/26	KCD
Cadmium	ND		ug/L	1.0	0.072	1	395413	02/14/26	02/15/26	KCD
Chromium	4.0	J	ug/L	5.0	0.43	1	395413	02/14/26	02/15/26	KCD
Cobalt	1.7		ug/L	1.0	0.090	1	395413	02/14/26	02/15/26	KCD
Copper	10		ug/L	3.0	0.96	1	395413	02/14/26	02/15/26	KCD
Lead	1.7	J	ug/L	5.0	0.23	1	395413	02/14/26	02/15/26	KCD
Manganese	53		ug/L	10	3.8	1	395413	02/14/26	02/15/26	KCD
Nickel	4.9	J	ug/L	5.0	1.3	1	395413	02/14/26	02/15/26	KCD
Selenium	4.1		ug/L	4.0	1.9	1	395413	02/14/26	02/15/26	KCD
Silver	ND		ug/L	5.0	0.37	1	395413	02/14/26	02/15/26	KCD
Thallium	ND		ug/L	1.0	0.25	1	395413	02/14/26	02/15/26	KCD
Tin	ND		ug/L	5.0	1.5	1	395413	02/14/26	02/15/26	KCD
Vanadium	10		ug/L	5.0	0.36	1	395413	02/14/26	02/15/26	KCD
Zinc	12		ug/L	10	7.6	1	395413	02/14/26	02/15/26	KCD
Method: EPA 245.1 Prep Method: EPA 245.1										
Mercury	ND		ug/L	0.40	0.091	1	395394	02/14/26	02/14/26	KCD
Method: EPA 300.0 Prep Method: METHOD										
Fluoride	0.24		mg/L	0.20	0.059	1	395327	02/13/26 16:20	02/14/26 01:37	KUM
Chloride	40		mg/L	1.0	0.26	1	395327	02/13/26 16:20	02/14/26 01:37	KUM
Nitrogen, Nitrite	0.06	J	mg/L	0.10	0.02	1	395327	02/13/26 16:20	02/14/26 01:37	KUM
Bromide	0.13	J	mg/L	0.30	0.061	1	395327	02/13/26 16:20	02/14/26 01:37	KUM
Nitrogen, Nitrate	0.51		mg/L	0.10	0.05	1	395327	02/13/26 16:20	02/14/26 01:37	KUM
Sulfate	190		mg/L	10	1.8	10	395327	02/13/26 16:20	02/14/26 02:00	KUM

Analysis Results for 553152

553152-003 Analyte	Result	Qual	Units	RL	MDL	DF	Batch	Prepared	Analyzed	Chemist
Method: EPA 350.1 Prep Method: METHOD										
Ammonia-N	0.070	J	mg/L	0.10	0.068	1	395384	02/14/26	02/17/26	JAK
Method: EPA 420.1 Prep Method: METHOD										
Total Phenolics	ND		mg/L	0.010	0.0056	1	395317	02/13/26	02/13/26	LVL
Method: EPA 625.1 Prep Method: EPA 3510C										
a-Terpineol	ND		ug/L	9.4	1.9	0.94	395350	02/14/26	02/14/26	ZFA
Benzoic acid	ND		ug/L	47	10	0.94	395350	02/14/26	02/15/26	ZFA
2-Methylphenol	ND		ug/L	9.4	3.0	0.94	395350	02/14/26	02/15/26	ZFA
Pyridine	ND		ug/L	9.4	2.6	0.94	395350	02/14/26	02/15/26	ZFA
Phenol	ND		ug/L	9.4	2.0	0.94	395350	02/14/26	02/15/26	ZFA
Naphthalene	ND		ug/L	9.4	3.4	0.94	395350	02/14/26	02/15/26	ZFA
3-,4-Methylphenol	ND		ug/L	9.4	2.8	0.94	395350	02/14/26	02/15/26	ZFA
Cresol	ND		ug/L	9.4		0.94	395350	02/14/26	02/15/26	ZFA
Surrogates				Limits						
2-Fluorophenol	34%	*	%REC	36-95		0.94	395350	02/14/26	02/15/26	ZFA
Phenol-d6	26%	*	%REC	28-82		0.94	395350	02/14/26	02/15/26	ZFA
2,4,6-Tribromophenol	68%		%REC	61-140		0.94	395350	02/14/26	02/15/26	ZFA
Nitrobenzene-d5	68%		%REC	48-123		0.94	395350	02/14/26	02/15/26	ZFA
2-Fluorobiphenyl	55%		%REC	51-105		0.94	395350	02/14/26	02/15/26	ZFA
Terphenyl-d14	73%		%REC	65-117		0.94	395350	02/14/26	02/15/26	ZFA
Method: EPA 8081A Prep Method: EPA 3510C										
alpha-BHC	ND		ug/L	0.05	0.009	0.94	395405	02/14/26	02/14/26	HQN
beta-BHC	ND		ug/L	0.05	0.01	0.94	395405	02/14/26	02/14/26	HQN
gamma-BHC	ND		ug/L	0.05	0.008	0.94	395405	02/14/26	02/14/26	HQN
delta-BHC	ND		ug/L	0.05	0.01	0.94	395405	02/14/26	02/14/26	HQN
Heptachlor	ND		ug/L	0.05	0.01	0.94	395405	02/14/26	02/14/26	HQN
Aldrin	ND		ug/L	0.05	0.01	0.94	395405	02/14/26	02/14/26	HQN
Heptachlor epoxide	ND		ug/L	0.05	0.009	0.94	395405	02/14/26	02/14/26	HQN
Endosulfan I	ND		ug/L	0.05	0.01	0.94	395405	02/14/26	02/14/26	HQN
Dieldrin	ND		ug/L	0.09	0.01	0.94	395405	02/14/26	02/14/26	HQN
4,4'-DDE	ND		ug/L	0.09	0.01	0.94	395405	02/14/26	02/14/26	HQN
Endrin	ND		ug/L	0.09	0.01	0.94	395405	02/14/26	02/14/26	HQN
Endosulfan II	ND		ug/L	0.09	0.02	0.94	395405	02/14/26	02/14/26	HQN
Endosulfan sulfate	ND		ug/L	0.09	0.01	0.94	395405	02/14/26	02/14/26	HQN
4,4'-DDD	ND		ug/L	0.09	0.01	0.94	395405	02/14/26	02/14/26	HQN
Endrin aldehyde	ND		ug/L	0.09	0.02	0.94	395405	02/14/26	02/14/26	HQN
Endrin ketone	ND		ug/L	0.09	0.02	0.94	395405	02/14/26	02/14/26	HQN
4,4'-DDT	ND		ug/L	0.09	0.03	0.94	395405	02/14/26	02/14/26	HQN
Methoxychlor	ND		ug/L	0.09	0.03	0.94	395405	02/14/26	02/14/26	HQN
Toxaphene	ND		ug/L	1.9	0.4	0.94	395405	02/14/26	02/14/26	HQN
Chlordane (Technical)	ND		ug/L	0.9	0.2	0.94	395405	02/14/26	02/14/26	HQN
Surrogates				Limits						
TCMX	76%		%REC	29-120		0.94	395405	02/14/26	02/14/26	HQN
Decachlorobiphenyl	82%		%REC	33-132		0.94	395405	02/14/26	02/14/26	HQN
Method: EPA 8082 Prep Method: EPA 3510C										
Aroclor-1016	ND		ug/L	0.47	0.28	0.94	395405	02/14/26	02/14/26	HQN

Analysis Results for 553152

553152-003 Analyte	Result	Qual	Units	RL	MDL	DF	Batch	Prepared	Analyzed	Chemist
Aroclor-1221	ND		ug/L	0.47	0.44	0.94	395405	02/14/26	02/14/26	HQN
Aroclor-1232	ND		ug/L	0.47	0.25	0.94	395405	02/14/26	02/14/26	HQN
Aroclor-1242	ND		ug/L	0.47	0.27	0.94	395405	02/14/26	02/14/26	HQN
Aroclor-1248	ND		ug/L	0.47	0.22	0.94	395405	02/14/26	02/14/26	HQN
Aroclor-1254	ND		ug/L	0.47	0.25	0.94	395405	02/14/26	02/14/26	HQN
Aroclor-1260	ND		ug/L	0.47	0.31	0.94	395405	02/14/26	02/14/26	HQN
Aroclor-1262	ND		ug/L	0.47	0.27	0.94	395405	02/14/26	02/14/26	HQN
Aroclor-1268	ND		ug/L	0.47	0.24	0.94	395405	02/14/26	02/14/26	HQN

Surrogates				Limits						
Decachlorobiphenyl (PCB)	67%		%REC	28-138		0.94	395405	02/14/26	02/14/26	HQN

Method: EPA 8260B
Prep Method: EPA 5030B

Carbon Disulfide	ND		ug/L	5.0	0.2	1	395299	02/13/26	02/13/26	LYZ
Chloroprene	ND		ug/L	200	0.4	1	395299	02/13/26	02/13/26	LYZ
3-Chloropropene	ND		ug/L	5.0	0.3	1	395299	02/13/26	02/13/26	LYZ
Ethyl methacrylate	ND		ug/L	50	2.1	1	395299	02/13/26	02/13/26	LYZ
Ethanol	ND		ug/L	500	110	1	395299	02/13/26	02/13/26	LYZ
2-Hexanone	ND		ug/L	5.0	1.1	1	395299	02/13/26	02/13/26	LYZ
Isopropanol (IPA)	ND		ug/L	200	52	1	395299	02/13/26	02/13/26	LYZ
Methyl acrylonitrile	ND		ug/L	35	3.7	1	395299	02/13/26	02/13/26	LYZ
Vinyl Acetate	ND		ug/L	50	15	1	395299	02/13/26	02/13/26	LYZ
Acrolein	ND		ug/L	200	2.7	1	395299	02/13/26	02/13/26	LYZ
Acrylonitrile	ND		ug/L	10	0.7	1	395299	02/13/26	02/13/26	LYZ
Freon 12	ND		ug/L	5.0	0.1	1	395299	02/13/26	02/13/26	LYZ
Chloromethane	ND		ug/L	5.0	0.2	1	395299	02/13/26	02/13/26	LYZ
Vinyl Chloride	ND		ug/L	5.0	0.1	1	395299	02/13/26	02/13/26	LYZ
Bromomethane	ND		ug/L	5.0	0.2	1	395299	02/13/26	02/13/26	LYZ
Chloroethane	ND		ug/L	5.0	0.1	1	395299	02/13/26	02/13/26	LYZ
Trichlorofluoromethane	ND		ug/L	5.0	0.06	1	395299	02/13/26	02/13/26	LYZ
Iodomethane	ND		ug/L	5.0		1	395299	02/13/26	02/13/26	LYZ
Acetone	ND		ug/L	100	5.0	1	395299	02/13/26	02/13/26	LYZ
Freon 113	ND		ug/L	5.0	0.1	1	395299	02/13/26	02/13/26	LYZ
1,1-Dichloroethene	ND		ug/L	5.0	0.08	1	395299	02/13/26	02/13/26	LYZ
Methylene Chloride	ND		ug/L	10	0.2	1	395299	02/13/26	02/13/26	LYZ
MTBE	ND		ug/L	5.0	0.09	1	395299	02/13/26	02/13/26	LYZ
trans-1,2-Dichloroethene	ND		ug/L	5.0	0.1	1	395299	02/13/26	02/13/26	LYZ
1,1-Dichloroethane	ND		ug/L	5.0	0.1	1	395299	02/13/26	02/13/26	LYZ
2-Butanone	ND		ug/L	10	1.5	1	395299	02/13/26	02/13/26	LYZ
cis-1,2-Dichloroethene	ND		ug/L	5.0	0.09	1	395299	02/13/26	02/13/26	LYZ
2,2-Dichloropropane	ND		ug/L	5.0	0.1	1	395299	02/13/26	02/13/26	LYZ
Chloroform	ND		ug/L	5.0	0.08	1	395299	02/13/26	02/13/26	LYZ
Bromochloromethane	ND		ug/L	5.0	0.2	1	395299	02/13/26	02/13/26	LYZ
1,1,1-Trichloroethane	ND		ug/L	5.0	0.09	1	395299	02/13/26	02/13/26	LYZ
1,1-Dichloropropene	ND		ug/L	5.0	0.08	1	395299	02/13/26	02/13/26	LYZ
Carbon Tetrachloride	ND		ug/L	5.0	0.06	1	395299	02/13/26	02/13/26	LYZ
1,2-Dichloroethane	ND		ug/L	5.0	0.1	1	395299	02/13/26	02/13/26	LYZ
Benzene	ND		ug/L	1.0	0.1	1	395299	02/13/26	02/13/26	LYZ
Trichloroethene	ND		ug/L	5.0	0.1	1	395299	02/13/26	02/13/26	LYZ
1,2-Dichloropropane	ND		ug/L	5.0	0.1	1	395299	02/13/26	02/13/26	LYZ
Bromodichloromethane	ND		ug/L	5.0	0.09	1	395299	02/13/26	02/13/26	LYZ
Dibromomethane	ND		ug/L	5.0	0.1	1	395299	02/13/26	02/13/26	LYZ
4-Methyl-2-Pentanone	ND		ug/L	5.0	1.0	1	395299	02/13/26	02/13/26	LYZ

Analysis Results for 553152

553152-003 Analyte	Result	Qual	Units	RL	MDL	DF	Batch	Prepared	Analyzed	Chemist
cis-1,3-Dichloropropene	ND		ug/L	5.0	0.3	1	395299	02/13/26	02/13/26	LYZ
Toluene	ND		ug/L	5.0	0.2	1	395299	02/13/26	02/13/26	LYZ
trans-1,3-Dichloropropene	ND		ug/L	5.0	0.3	1	395299	02/13/26	02/13/26	LYZ
1,1,2-Trichloroethane	ND		ug/L	5.0	0.2	1	395299	02/13/26	02/13/26	LYZ
1,3-Dichloropropane	ND		ug/L	5.0	0.1	1	395299	02/13/26	02/13/26	LYZ
Tetrachloroethene	ND		ug/L	5.0	0.1	1	395299	02/13/26	02/13/26	LYZ
Dibromochloromethane	ND		ug/L	5.0	0.08	1	395299	02/13/26	02/13/26	LYZ
1,2-Dibromoethane	ND		ug/L	5.0	0.2	1	395299	02/13/26	02/13/26	LYZ
Chlorobenzene	ND		ug/L	5.0	0.1	1	395299	02/13/26	02/13/26	LYZ
1,1,1,2-Tetrachloroethane	ND		ug/L	5.0	0.08	1	395299	02/13/26	02/13/26	LYZ
Ethylbenzene	ND		ug/L	5.0	0.09	1	395299	02/13/26	02/13/26	LYZ
m,p-Xylenes	ND		ug/L	5.0	0.2	1	395299	02/13/26	02/13/26	LYZ
o-Xylene	ND		ug/L	5.0	0.1	1	395299	02/13/26	02/13/26	LYZ
Styrene	ND		ug/L	5.0	0.08	1	395299	02/13/26	02/13/26	LYZ
Bromoform	ND		ug/L	5.0	0.08	1	395299	02/13/26	02/13/26	LYZ
Isopropylbenzene	ND		ug/L	5.0	0.1	1	395299	02/13/26	02/13/26	LYZ
1,1,2,2-Tetrachloroethane	ND		ug/L	5.0	0.2	1	395299	02/13/26	02/13/26	LYZ
1,2,3-Trichloropropane	ND		ug/L	5.0	0.2	1	395299	02/13/26	02/13/26	LYZ
Propylbenzene	ND		ug/L	5.0	0.1	1	395299	02/13/26	02/13/26	LYZ
Bromobenzene	ND		ug/L	5.0	0.09	1	395299	02/13/26	02/13/26	LYZ
1,3,5-Trimethylbenzene	ND		ug/L	5.0	0.1	1	395299	02/13/26	02/13/26	LYZ
2-Chlorotoluene	ND		ug/L	5.0	0.1	1	395299	02/13/26	02/13/26	LYZ
4-Chlorotoluene	ND		ug/L	5.0	0.1	1	395299	02/13/26	02/13/26	LYZ
tert-Butylbenzene	ND		ug/L	5.0	0.1	1	395299	02/13/26	02/13/26	LYZ
1,2,4-Trimethylbenzene	ND		ug/L	5.0	0.1	1	395299	02/13/26	02/13/26	LYZ
sec-Butylbenzene	ND		ug/L	5.0	0.1	1	395299	02/13/26	02/13/26	LYZ
para-Isopropyl Toluene	ND		ug/L	5.0	0.1	1	395299	02/13/26	02/13/26	LYZ
1,3-Dichlorobenzene	ND		ug/L	5.0	0.1	1	395299	02/13/26	02/13/26	LYZ
1,4-Dichlorobenzene	ND		ug/L	5.0	0.2	1	395299	02/13/26	02/13/26	LYZ
n-Butylbenzene	ND		ug/L	5.0	0.1	1	395299	02/13/26	02/13/26	LYZ
1,2-Dichlorobenzene	ND		ug/L	5.0	0.09	1	395299	02/13/26	02/13/26	LYZ
1,2-Dibromo-3-Chloropropane	ND		ug/L	5.0	0.5	1	395299	02/13/26	02/13/26	LYZ
1,2,4-Trichlorobenzene	ND		ug/L	5.0	0.2	1	395299	02/13/26	02/13/26	LYZ
Hexachlorobutadiene	ND		ug/L	5.0	0.2	1	395299	02/13/26	02/13/26	LYZ
1,2,3-Trichlorobenzene	ND		ug/L	5.0	0.1	1	395299	02/13/26	02/13/26	LYZ
cis-1,4-Dichloro-2-butene	ND		ug/L	5.0	0.4	1	395299	02/13/26	02/13/26	LYZ
trans-1,4-Dichloro-2-butene	ND		ug/L	5.0	0.4	1	395299	02/13/26	02/13/26	LYZ
Xylene (total)	ND		ug/L	5.0		1	395299	02/13/26	02/13/26	LYZ
Surrogates				Limits						
Dibromofluoromethane	110%		%REC	70-130		1	395299	02/13/26	02/13/26	LYZ
1,2-Dichloroethane-d4	110%		%REC	70-130		1	395299	02/13/26	02/13/26	LYZ
Toluene-d8	97%		%REC	70-130		1	395299	02/13/26	02/13/26	LYZ
Bromofluorobenzene	97%		%REC	70-130		1	395299	02/13/26	02/13/26	LYZ
Method: EPA 8270C-SIM Prep Method: EPA 3535										
1,4-Dioxane	1.9		ug/L	1.0	0.84	1	395408	02/14/26	02/15/26	ZFA
Surrogates				Limits						
1,4-Dioxane-d8 (SUR)	99%		%REC	80-120		1	395408	02/14/26	02/15/26	ZFA
Method: EPA 8270E Prep Method: EPA 3510C										

Analysis Results for 553152

553152-003 Analyte	Result	Qual	Units	RL	MDL	DF	Batch	Prepared	Analyzed	Chemist
Carbazole	ND		ug/L	9.4	2.6	0.94	395350	02/14/26	02/15/26	ZFA
N-Nitrosodimethylamine	ND		ug/L	9.4	2.7	0.94	395350	02/14/26	02/15/26	ZFA
Aniline	ND		ug/L	9.4	2.7	0.94	395350	02/14/26	02/15/26	ZFA
bis(2-Chloroethyl)ether	ND		ug/L	23	3.5	0.94	395350	02/14/26	02/15/26	ZFA
2-Chlorophenol	ND		ug/L	9.4	3.4	0.94	395350	02/14/26	02/15/26	ZFA
1,3-Dichlorobenzene	ND		ug/L	9.4	3.1	0.94	395350	02/14/26	02/15/26	ZFA
1,4-Dichlorobenzene	ND		ug/L	9.4	3.2	0.94	395350	02/14/26	02/15/26	ZFA
Benzyl alcohol	ND		ug/L	23	5.4	0.94	395350	02/14/26	02/15/26	ZFA
1,2-Dichlorobenzene	ND		ug/L	9.4	3.1	0.94	395350	02/14/26	02/15/26	ZFA
bis(2-Chloroisopropyl) ether	ND		ug/L	9.4	3.6	0.94	395350	02/14/26	02/15/26	ZFA
N-Nitroso-di-n-propylamine	ND		ug/L	9.4	3.6	0.94	395350	02/14/26	02/15/26	ZFA
Hexachloroethane	ND		ug/L	9.4	2.8	0.94	395350	02/14/26	02/15/26	ZFA
Nitrobenzene	ND		ug/L	23	7.9	0.94	395350	02/14/26	02/15/26	ZFA
Isophorone	ND		ug/L	9.4	3.5	0.94	395350	02/14/26	02/15/26	ZFA
2-Nitrophenol	ND		ug/L	9.4	5.1	0.94	395350	02/14/26	02/15/26	ZFA
2,4-Dimethylphenol	ND		ug/L	9.4	3.0	0.94	395350	02/14/26	02/15/26	ZFA
bis(2-Chloroethoxy)methane	ND		ug/L	9.4	3.4	0.94	395350	02/14/26	02/15/26	ZFA
2,4-Dichlorophenol	ND		ug/L	9.4	3.5	0.94	395350	02/14/26	02/15/26	ZFA
1,2,4-Trichlorobenzene	ND		ug/L	9.4	3.2	0.94	395350	02/14/26	02/15/26	ZFA
4-Chloroaniline	ND		ug/L	9.4	2.9	0.94	395350	02/14/26	02/15/26	ZFA
Hexachlorobutadiene	ND		ug/L	9.4	2.1	0.94	395350	02/14/26	02/15/26	ZFA
4-Chloro-3-methylphenol	ND		ug/L	9.4	3.4	0.94	395350	02/14/26	02/15/26	ZFA
2-Methylnaphthalene	ND		ug/L	9.4	3.2	0.94	395350	02/14/26	02/15/26	ZFA
Hexachlorocyclopentadiene	ND		ug/L	23	7.3	0.94	395350	02/14/26	02/15/26	ZFA
2,4,6-Trichlorophenol	ND		ug/L	9.4	3.8	0.94	395350	02/14/26	02/15/26	ZFA
2,4,5-Trichlorophenol	ND		ug/L	9.4	3.5	0.94	395350	02/14/26	02/15/26	ZFA
2-Chloronaphthalene	ND		ug/L	9.4	3.2	0.94	395350	02/14/26	02/15/26	ZFA
2-Nitroaniline	ND		ug/L	47	4.1	0.94	395350	02/14/26	02/15/26	ZFA
Dimethylphthalate	ND		ug/L	9.4	3.2	0.94	395350	02/14/26	02/15/26	ZFA
Acenaphthylene	ND		ug/L	9.4	3.6	0.94	395350	02/14/26	02/15/26	ZFA
2,6-Dinitrotoluene	ND		ug/L	9.4	4.2	0.94	395350	02/14/26	02/15/26	ZFA
3-Nitroaniline	ND		ug/L	9.4	3.7	0.94	395350	02/14/26	02/15/26	ZFA
Acenaphthene	ND		ug/L	9.4	3.0	0.94	395350	02/14/26	02/15/26	ZFA
2,4-Dinitrophenol	ND		ug/L	47	14	0.94	395350	02/14/26	02/15/26	ZFA
4-Nitrophenol	ND		ug/L	47	8.0	0.94	395350	02/14/26	02/15/26	ZFA
Dibenzofuran	ND		ug/L	9.4	3.0	0.94	395350	02/14/26	02/15/26	ZFA
2,4-Dinitrotoluene	ND		ug/L	9.4	4.0	0.94	395350	02/14/26	02/15/26	ZFA
Diethylphthalate	ND		ug/L	9.4	2.7	0.94	395350	02/14/26	02/15/26	ZFA
Fluorene	ND		ug/L	9.4	2.9	0.94	395350	02/14/26	02/15/26	ZFA
4-Chlorophenyl-phenylether	ND		ug/L	9.4	2.9	0.94	395350	02/14/26	02/15/26	ZFA
4-Nitroaniline	ND		ug/L	9.4	3.1	0.94	395350	02/14/26	02/15/26	ZFA
4,6-Dinitro-2-methylphenol	ND		ug/L	47	16	0.94	395350	02/14/26	02/15/26	ZFA
N-Nitrosodiphenylamine	ND		ug/L	9.4	3.7	0.94	395350	02/14/26	02/15/26	ZFA
1,2-diphenylhydrazine (as azobenzene)	ND		ug/L	9.4	2.7	0.94	395350	02/14/26	02/15/26	ZFA
4-Bromophenyl-phenylether	ND		ug/L	9.4	3.1	0.94	395350	02/14/26	02/15/26	ZFA
Hexachlorobenzene	ND		ug/L	9.4	2.8	0.94	395350	02/14/26	02/15/26	ZFA
Pentachlorophenol	ND		ug/L	23	5.3	0.94	395350	02/14/26	02/15/26	ZFA
Phenanthrene	ND		ug/L	9.4	2.7	0.94	395350	02/14/26	02/15/26	ZFA
Anthracene	ND		ug/L	9.4	2.6	0.94	395350	02/14/26	02/15/26	ZFA
Di-n-butylphthalate	ND		ug/L	9.4	2.8	0.94	395350	02/14/26	02/15/26	ZFA
Fluoranthene	ND		ug/L	9.4	2.6	0.94	395350	02/14/26	02/15/26	ZFA

Analysis Results for 553152

553152-003 Analyte	Result	Qual	Units	RL	MDL	DF	Batch	Prepared	Analyzed	Chemist
Benzidine	ND		ug/L	47	17	0.94	395350	02/14/26	02/15/26	ZFA
Pyrene	ND		ug/L	9.4	2.5	0.94	395350	02/14/26	02/15/26	ZFA
Butylbenzylphthalate	ND		ug/L	9.4	3.4	0.94	395350	02/14/26	02/15/26	ZFA
3,3'-Dichlorobenzidine	ND		ug/L	23	4.9	0.94	395350	02/14/26	02/15/26	ZFA
Benzo(a)anthracene	ND		ug/L	9.4	2.3	0.94	395350	02/14/26	02/15/26	ZFA
Chrysene	ND		ug/L	9.4	2.3	0.94	395350	02/14/26	02/15/26	ZFA
bis(2-Ethylhexyl)phthalate	ND		ug/L	9.4	3.1	0.94	395350	02/14/26	02/15/26	ZFA
Di-n-octylphthalate	ND		ug/L	9.4	4.4	0.94	395350	02/14/26	02/15/26	ZFA
Benzo(b)fluoranthene	ND		ug/L	9.4	2.8	0.94	395350	02/14/26	02/15/26	ZFA
Benzo(k)fluoranthene	ND		ug/L	9.4	2.9	0.94	395350	02/14/26	02/15/26	ZFA
Benzo(a)pyrene	ND		ug/L	9.4	3.0	0.94	395350	02/14/26	02/15/26	ZFA
Indeno(1,2,3-cd)pyrene	ND		ug/L	9.4	4.0	0.94	395350	02/14/26	02/15/26	ZFA
Dibenz(a,h)anthracene	ND		ug/L	9.4	3.9	0.94	395350	02/14/26	02/15/26	ZFA
Benzo(g,h,i)perylene	ND		ug/L	9.4	3.9	0.94	395350	02/14/26	02/15/26	ZFA
Surrogates				Limits						
2-Fluorophenol	34%		%REC	15-120		0.94	395350	02/14/26	02/15/26	ZFA
Phenol-d6	26%		%REC	15-120		0.94	395350	02/14/26	02/15/26	ZFA
2,4,6-Tribromophenol	68%		%REC	15-140		0.94	395350	02/14/26	02/15/26	ZFA
Nitrobenzene-d5	68%		%REC	15-123		0.94	395350	02/14/26	02/15/26	ZFA
2-Fluorobiphenyl	55%		%REC	15-120		0.94	395350	02/14/26	02/15/26	ZFA
Terphenyl-d14	73%		%REC	15-120		0.94	395350	02/14/26	02/15/26	ZFA
Method: SM 4500-CN-E Prep Method: METHOD										
Cyanide	ND		mg/L	0.0050	0.0017	0.5	395383	02/14/26	02/17/26	JAK
Method: SM 4500-S2-D Prep Method: METHOD										
Sulfide	ND		mg/L	0.10		1	395371	02/13/26	02/13/26	TXC
Method: SM 5310B Prep Method: SM 5310B										
Total Organic Carbon	30		mg/L	1.0	0.49	1	395353	02/13/26	02/13/26	ARM
Method: SM 9221B Prep Method: METHOD										
Coliform, Total	>1,600		MPN/100ml	1.8		1	395389	02/13/26 16:43	02/16/26 14:12	BLV
Method: SM 9221F										
Coliform, E. Coli	1,600		MPN/100ml	1.8		1	395389	02/13/26 16:43	02/16/26 14:12	BLV
Method: SM2130B										
Turbidity	67		NTU	0.20	0.12	1	395367	02/13/26 19:24	02/13/26 19:24	CDR
Method: SM2320B Prep Method: METHOD										
Bicarbonate	130		mg/L	6.0		2.5	395344	02/13/26	02/13/26	WWC
Alkalinity, Total as CaCO3	150		mg/L	5.0		2.5	395344	02/13/26	02/13/26	WWC
Method: SM2510B Prep Method: METHOD										
Specific Conductance	780		umhos/cm	1.0		1	395357	02/13/26	02/13/26	CDR
Method: SM2540C Prep Method: METHOD										
Total Dissolved Solids	560		mg/L	20		2	395339	02/13/26	02/15/26	CDR

Analysis Results for 553152

553152-003 Analyte	Result	Qual	Units	RL	MDL	DF	Batch	Prepared	Analyzed	Chemist
Method: SM2540D Prep Method: METHOD										
Total Suspended Solids	61		mg/L	0.5		1	395360	02/13/26	02/14/26	CKN
Method: SM5210B Prep Method: METHOD										
Biochemical Oxygen Demand	11	BOD5	mg/L	3.0		1	395347	02/13/26 15:52	02/18/26 15:53	AAB
Method: SM5220D Prep Method: SM 5220D										
Chemical Oxygen Demand	92		mg/L	4.0	2.0	1	395376	02/14/26	02/14/26	ARM

- * Value is outside QC limits
- > Value exceeds indicated concentration
- BOD5 Estimated result, under-depleted, highest volume replicate reported
- J Estimated value
- ND Not Detected

Batch QC

Type: Blank	Lab ID: QC1340801	Batch: 395420
Matrix: Water	Method: EPA 1664A	Prep Method: METHOD

QC1340801 Analyte	Result	Qual	Units	RL	MDL	Prepared	Analyzed
Total Oil and Grease	ND		mg/L	5.0	0.97	02/15/26	02/15/26

Type: Lab Control Sample	Lab ID: QC1340802	Batch: 395420
Matrix: Water	Method: EPA 1664A	Prep Method: METHOD

QC1340802 Analyte	Result	Spiked	Units	Recovery	Qual	Limits
Total Oil and Grease	32.90	40.00	mg/L	82%		78-114

Type: Lab Control Sample Duplicate	Lab ID: QC1340803	Batch: 395420
Matrix: Water	Method: EPA 1664A	Prep Method: METHOD

QC1340803 Analyte	Result	Spiked	Units	Recovery	Qual	Limits	RPD	RPD Lim
Total Oil and Grease	36.40	40.00	mg/L	91%		78-114	10	18

Type: Blank	Lab ID: QC1340600	Batch: 395362
Matrix: Water	Method: EPA 200.7	Prep Method: EPA 3015A

QC1340600 Analyte	Result	Qual	Units	RL	MDL	Prepared	Analyzed
Calcium	ND		mg/L	0.10	0.022	02/13/26	02/14/26
Iron	ND		mg/L	0.050	0.017	02/13/26	02/15/26
Magnesium	ND		mg/L	0.10	0.010	02/13/26	02/14/26
Potassium	ND		mg/L	0.50	0.15	02/13/26	02/14/26
Sodium	ND		mg/L	0.50	0.017	02/13/26	02/14/26

Type: Lab Control Sample	Lab ID: QC1340601	Batch: 395362
Matrix: Water	Method: EPA 200.7	Prep Method: EPA 3015A

QC1340601 Analyte	Result	Spiked	Units	Recovery	Qual	Limits
Calcium	19.31	20.40	mg/L	95%		85-115
Iron	0.4269	0.4000	mg/L	107%		85-115
Magnesium	19.44	20.40	mg/L	95%		85-115
Potassium	23.10	24.00	mg/L	96%		85-115
Sodium	18.92	20.40	mg/L	93%		85-115

Batch QC

Type: Matrix Spike	Lab ID: QC1340602	Batch: 395362
Matrix (Source ID): Water (552981-001)	Method: EPA 200.7	Prep Method: EPA 3015A

QC1340602 Analyte	Result	Source Sample Result	Spiked	Units	Recovery	Qual	Limits	DF
Calcium	33.81	14.50	20.40	mg/L	95%		75-125	1
Iron	0.9127	0.4432	0.4000	mg/L	117%		75-125	1
Magnesium	20.64	0.9992	20.40	mg/L	96%		75-125	1
Potassium	27.40	4.056	24.00	mg/L	97%		75-125	1
Sodium	20.29	1.258	20.40	mg/L	93%		75-125	1

Type: Matrix Spike Duplicate	Lab ID: QC1340603	Batch: 395362
Matrix (Source ID): Water (552981-001)	Method: EPA 200.7	Prep Method: EPA 3015A

QC1340603 Analyte	Result	Source Sample Result	Spiked	Units	Recovery	Qual	Limits	RPD	RPD Lim	DF
Calcium	34.31	14.50	20.40	mg/L	97%		75-125	1	20	1
Iron	0.9197	0.4432	0.4000	mg/L	119%		75-125	1	20	1
Magnesium	21.16	0.9992	20.40	mg/L	99%		75-125	3	20	1
Potassium	28.04	4.056	24.00	mg/L	100%		75-125	2	20	1
Sodium	20.78	1.258	20.40	mg/L	96%		75-125	2	20	1

Type: Serial Dilution	Lab ID: QC1340740	Batch: 395362
Matrix (Source ID): Water (552981-001)	Method: EPA 200.7	Prep Method: EPA 3015A

QC1340740 Analyte	Result	Source Sample Result	Units	Qual	RPD	RPD Lim	DF
Calcium	14.28	14.50	mg/L				5
Iron	0.4316	0.4432	mg/L				5
Magnesium	0.9674	0.9992	mg/L				5
Potassium	3.622	4.056	mg/L				5
Sodium	1.413	1.258	mg/L	J			5

Batch QC

Type: Blank	Lab ID: QC1340777	Batch: 395413
Matrix: Water	Method: EPA 200.8	Prep Method: EPA 3015A

QC1340777 Analyte	Result	Qual	Units	RL	MDL	Prepared	Analyzed
Antimony	ND		ug/L	2.0	1.0	02/14/26	02/15/26
Arsenic	ND		ug/L	2.0	0.27	02/14/26	02/15/26
Barium	ND		ug/L	5.0	0.44	02/14/26	02/15/26
Beryllium	ND		ug/L	1.0	0.083	02/14/26	02/15/26
Boron	ND		ug/L	10	7.7	02/14/26	02/15/26
Cadmium	ND		ug/L	1.0	0.072	02/14/26	02/15/26
Chromium	ND		ug/L	5.0	0.43	02/14/26	02/15/26
Cobalt	ND		ug/L	1.0	0.090	02/14/26	02/15/26
Copper	ND		ug/L	3.0	0.96	02/14/26	02/15/26
Lead	ND		ug/L	5.0	0.23	02/14/26	02/15/26
Manganese	ND		ug/L	10	3.8	02/14/26	02/15/26
Nickel	ND		ug/L	5.0	1.3	02/14/26	02/15/26
Selenium	ND		ug/L	4.0	1.9	02/14/26	02/15/26
Silver	ND		ug/L	5.0	0.37	02/14/26	02/15/26
Thallium	ND		ug/L	1.0	0.25	02/14/26	02/15/26
Tin	ND		ug/L	5.0	1.5	02/14/26	02/15/26
Vanadium	ND		ug/L	5.0	0.36	02/14/26	02/15/26
Zinc	ND		ug/L	10	7.6	02/14/26	02/15/26

Type: Lab Control Sample	Lab ID: QC1340778	Batch: 395413
Matrix: Water	Method: EPA 200.8	Prep Method: EPA 3015A

QC1340778 Analyte	Result	Spiked	Units	Recovery	Qual	Limits
Antimony	104.3	100.0	ug/L	104%		85-115
Arsenic	96.84	100.0	ug/L	97%		85-115
Barium	95.15	100.0	ug/L	95%		85-115
Beryllium	95.57	100.0	ug/L	96%		85-115
Boron	89.16	100.0	ug/L	89%		85-115
Cadmium	97.77	100.0	ug/L	98%		85-115
Chromium	97.32	100.0	ug/L	97%		85-115
Cobalt	99.92	100.0	ug/L	100%		85-115
Copper	98.79	100.0	ug/L	99%		85-115
Lead	95.94	100.0	ug/L	96%		85-115
Manganese	97.87	100.0	ug/L	98%		85-115
Nickel	98.90	100.0	ug/L	99%		85-115
Selenium	98.62	100.0	ug/L	99%		85-115
Silver	48.44	50.00	ug/L	97%		85-115
Thallium	95.83	100.0	ug/L	96%		85-115
Tin	93.56	100.0	ug/L	94%		85-115
Vanadium	97.54	100.0	ug/L	98%		85-115
Zinc	96.49	100.0	ug/L	96%		85-115

Batch QC

Type: Matrix Spike	Lab ID: QC1340813	Batch: 395413
Matrix (Source ID): Water (553152-002)	Method: EPA 200.8	Prep Method: EPA 3015A

QC1340813 Analyte	Result	Source Sample Result	Spiked	Units	Recovery	Qual	Limits	DF
Antimony	39.60	1.672	100.0	ug/L	38%	*	70-130	1
Arsenic	100.9	11.66	100.0	ug/L	89%		70-130	1
Barium	314.8	227.6	100.0	ug/L	87%		70-130	1
Beryllium	102.1	1.107	100.0	ug/L	101%		70-130	1
Boron	404.0	318.2	100.0	ug/L	86%		70-130	5
Cadmium	95.06	0.3950	100.0	ug/L	95%		70-130	1
Chromium	112.9	23.27	100.0	ug/L	90%		70-130	1
Cobalt	104.6	11.56	100.0	ug/L	93%		70-130	1
Copper	128.8	35.40	100.0	ug/L	93%		70-130	1
Lead	115.2	20.43	100.0	ug/L	95%		70-130	1
Manganese	497.2	410.4	100.0	ug/L	87%	NM	70-130	1
Nickel	116.3	23.44	100.0	ug/L	93%		70-130	1
Selenium	92.53	5.340	100.0	ug/L	87%		70-130	1
Silver	46.68	ND	50.00	ug/L	93%		70-130	1
Thallium	95.92	ND	100.0	ug/L	96%		70-130	1
Tin	11.83	ND	100.0	ug/L	12%	*	70-130	1
Vanadium	137.4	46.57	100.0	ug/L	91%		70-130	1
Zinc	200.5	106.6	100.0	ug/L	94%		70-130	1

Type: Matrix Spike Duplicate	Lab ID: QC1340814	Batch: 395413
Matrix (Source ID): Water (553152-002)	Method: EPA 200.8	Prep Method: EPA 3015A

QC1340814 Analyte	Result	Source Sample Result	Spiked	Units	Recovery	Qual	Limits	RPD	RPD Lim	DF
Antimony	38.81	1.672	100.0	ug/L	37%	*	70-130	2	20	1
Arsenic	98.77	11.66	100.0	ug/L	87%		70-130	2	20	1
Barium	320.4	227.6	100.0	ug/L	93%		70-130	2	20	1
Beryllium	99.80	1.107	100.0	ug/L	99%		70-130	2	20	1
Boron	403.0	318.2	100.0	ug/L	85%		70-130	0	20	5
Cadmium	93.22	0.3950	100.0	ug/L	93%		70-130	2	20	1
Chromium	111.9	23.27	100.0	ug/L	89%		70-130	1	20	1
Cobalt	103.2	11.56	100.0	ug/L	92%		70-130	1	20	1
Copper	127.0	35.40	100.0	ug/L	92%		70-130	1	20	1
Lead	113.1	20.43	100.0	ug/L	93%		70-130	2	20	1
Manganese	495.6	410.4	100.0	ug/L	85%	NM	70-130	0	20	1
Nickel	114.0	23.44	100.0	ug/L	91%		70-130	2	20	1
Selenium	89.96	5.340	100.0	ug/L	85%		70-130	3	20	1
Silver	45.92	ND	50.00	ug/L	92%		70-130	2	20	1
Thallium	91.23	ND	100.0	ug/L	91%		70-130	5	20	1
Tin	11.54	ND	100.0	ug/L	12%	*	70-130	2	20	1
Vanadium	135.9	46.57	100.0	ug/L	89%		70-130	1	20	1
Zinc	196.7	106.6	100.0	ug/L	90%		70-130	2	20	1

Batch QC

Type: Blank	Lab ID: QC1340688	Batch: 395394
Matrix: Water	Method: EPA 245.1	Prep Method: EPA 245.1

QC1340688 Analyte	Result	Qual	Units	RL	MDL	Prepared	Analyzed
Mercury	ND		ug/L	0.40	0.091	02/14/26	02/14/26

Type: Lab Control Sample	Lab ID: QC1340689	Batch: 395394
Matrix: Water	Method: EPA 245.1	Prep Method: EPA 245.1

QC1340689 Analyte	Result	Spiked	Units	Recovery	Qual	Limits
Mercury	5.162	5.000	ug/L	103%		85-115

Type: Matrix Spike	Lab ID: QC1340690	Batch: 395394
Matrix (Source ID): Water (553148-001)	Method: EPA 245.1	Prep Method: EPA 245.1

QC1340690 Analyte	Result	Source Sample Result	Spiked	Units	Recovery	Qual	Limits	DF
Mercury	958.6	ND	1000	ug/L	96%		75-125	200

Type: Matrix Spike Duplicate	Lab ID: QC1340691	Batch: 395394
Matrix (Source ID): Water (553148-001)	Method: EPA 245.1	Prep Method: EPA 245.1

QC1340691 Analyte	Result	Source Sample Result	Spiked	Units	Recovery	Qual	Limits	RPD	Lim	DF
Mercury	947.6	ND	1000	ug/L	95%		75-125	1	20	200

Type: Matrix Spike	Lab ID: QC1340692	Batch: 395394
Matrix (Source ID): Water (553152-001)	Method: EPA 245.1	Prep Method: EPA 245.1

QC1340692 Analyte	Result	Source Sample Result	Spiked	Units	Recovery	Qual	Limits	DF
Mercury	4.764	ND	5.000	ug/L	95%		75-125	1

Type: Matrix Spike Duplicate	Lab ID: QC1340693	Batch: 395394
Matrix (Source ID): Water (553152-001)	Method: EPA 245.1	Prep Method: EPA 245.1

QC1340693 Analyte	Result	Source Sample Result	Spiked	Units	Recovery	Qual	Limits	RPD	Lim	DF
Mercury	4.782	ND	5.000	ug/L	96%		75-125	0	20	1

Batch QC

Type: Blank	Lab ID: QC1340486	Batch: 395327
Matrix: Water	Method: EPA 300.0	Prep Method: METHOD

QC1340486 Analyte	Result	Qual	Units	RL	MDL	Prepared	Analyzed
Fluoride	ND		mg/L	0.20	0.059	02/13/26 13:37	02/13/26 14:55
Chloride	ND		mg/L	1.0	0.26	02/13/26 13:37	02/13/26 14:55
Nitrogen, Nitrite	ND		mg/L	0.10	0.02	02/13/26 13:37	02/13/26 14:55
Bromide	ND		mg/L	0.30	0.061	02/13/26 13:37	02/13/26 14:55
Nitrogen, Nitrate	ND		mg/L	0.10	0.05	02/13/26 13:37	02/13/26 14:55
Sulfate	ND		mg/L	1.0	0.18	02/13/26 13:37	02/13/26 14:55

Type: Lab Control Sample	Lab ID: QC1340487	Batch: 395327
Matrix: Water	Method: EPA 300.0	Prep Method: METHOD

QC1340487 Analyte	Result	Spiked	Units	Recovery	Qual	Limits
Fluoride	10.16	10.00	mg/L	102%		90-110
Chloride	47.47	50.00	mg/L	95%		90-110
Nitrogen, Nitrite	4.482	4.567	mg/L	98%		90-110
Bromide	14.57	15.00	mg/L	97%		90-110
Nitrogen, Nitrate	4.425	4.518	mg/L	98%		90-110
Sulfate	25.97	25.00	mg/L	104%		90-110

Type: Matrix Spike	Lab ID: QC1340488	Batch: 395327
Matrix (Source ID): Water (552994-001)	Method: EPA 300.0	Prep Method: METHOD

QC1340488 Analyte	Result	Source Sample Result	Spiked	Units	Recovery	Qual	Limits	DF
Fluoride	19.71	0.2115	20.00	mg/L	97%		80-129	1
Chloride	783.9	1031	100.0	mg/L	-247%	E,NM	80-123	1
Nitrogen, Nitrite	8.991	ND	9.134	mg/L	98%		80-122	1
Bromide	17.99	3.467	15.00	mg/L	97%		80-121	1
Nitrogen, Nitrate	9.071	ND	9.036	mg/L	100%		80-123	1
Sulfate	95.13	46.83	50.00	mg/L	97%		79-124	1

Type: Matrix Spike Duplicate	Lab ID: QC1340489	Batch: 395327
Matrix (Source ID): Water (552994-001)	Method: EPA 300.0	Prep Method: METHOD

QC1340489 Analyte	Result	Source Sample Result	Spiked	Units	Recovery	Qual	Limits	RPD	RPD Lim	DF
Fluoride	19.58	0.2115	20.00	mg/L	97%		80-129	1	21	1
Chloride	783.8	1031	100.0	mg/L	-247%	E,NM	80-123		20	1
Nitrogen, Nitrite	8.925	ND	9.134	mg/L	98%		80-122	1	21	1
Bromide	17.87	3.467	15.00	mg/L	96%		80-121	1	20	1
Nitrogen, Nitrate	8.990	ND	9.036	mg/L	99%		80-123	1	20	1
Sulfate	94.81	46.83	50.00	mg/L	96%		79-124	0	20	1

Batch QC

Type: Matrix Spike	Lab ID: QC1340490	Batch: 395327
Matrix (Source ID): Water (553034-001)	Method: EPA 300.0	Prep Method: METHOD

QC1340490 Analyte	Result	Source Sample Result	Spiked	Units	Recovery	Qual	Limits	DF
Fluoride	20.40	0.2442	20.00	mg/L	101%		80-129	1
Chloride	234.0	148.6	100.0	mg/L	85%	E	80-123	1
Nitrogen, Nitrite	9.157	0.1363	9.134	mg/L	99%		80-122	1
Bromide	14.85	0.3978	15.00	mg/L	96%		80-121	1
Nitrogen, Nitrate	11.25	2.434	9.036	mg/L	98%		80-123	1
Sulfate	94.61	46.94	50.00	mg/L	95%		79-124	1

Type: Matrix Spike Duplicate	Lab ID: QC1340491	Batch: 395327
Matrix (Source ID): Water (553034-001)	Method: EPA 300.0	Prep Method: METHOD

QC1340491 Analyte	Result	Source Sample Result	Spiked	Units	Recovery	Qual	Limits	RPD	RPD Lim	DF
Fluoride	20.36	0.2442	20.00	mg/L	101%		80-129	0	21	1
Chloride	233.8	148.6	100.0	mg/L	85%	E	80-123		20	1
Nitrogen, Nitrite	9.156	0.1363	9.134	mg/L	99%		80-122	0	21	1
Bromide	14.82	0.3978	15.00	mg/L	96%		80-121	0	20	1
Nitrogen, Nitrate	11.23	2.434	9.036	mg/L	97%		80-123	0	20	1
Sulfate	94.50	46.94	50.00	mg/L	95%		79-124	0	20	1

Type: Blank	Lab ID: QC1340654	Batch: 395384
Matrix: Water	Method: EPA 350.1	Prep Method: METHOD

QC1340654 Analyte	Result	Qual	Units	RL	MDL	Prepared	Analyzed
Ammonia-N	ND		mg/L	0.10	0.068	02/14/26	02/17/26

Type: Lab Control Sample	Lab ID: QC1340655	Batch: 395384
Matrix: Water	Method: EPA 350.1	Prep Method: METHOD

QC1340655 Analyte	Result	Spiked	Units	Recovery	Qual	Limits
Ammonia-N	0.9855	1.000	mg/L	99%		90-110

Type: Matrix Spike	Lab ID: QC1340656	Batch: 395384
Matrix (Source ID): Water (553152-001)	Method: EPA 350.1	Prep Method: METHOD

QC1340656 Analyte	Result	Source Sample Result	Spiked	Units	Recovery	Qual	Limits	DF
Ammonia-N	1.214	0.2489	1.000	mg/L	96%		90-110	1

Batch QC

Type: Matrix Spike Duplicate	Lab ID: QC1340657	Batch: 395384
Matrix (Source ID): Water (553152-001)	Method: EPA 350.1	Prep Method: METHOD

QC1340657 Analyte	Result	Source Sample Result	Spiked	Units	Recovery	Qual	Limits	RPD	RPD Lim	DF
Ammonia-N	1.243	0.2489	1.000	mg/L	99%		90-110	2	20	1

Type: Blank	Lab ID: QC1340433	Batch: 395317
Matrix: Water	Method: EPA 420.1	Prep Method: METHOD

QC1340433 Analyte	Result	Qual	Units	RL	MDL	Prepared	Analyzed
Total Phenolics	ND		mg/L	0.010	0.0056	02/13/26	02/13/26

Type: Lab Control Sample	Lab ID: QC1340434	Batch: 395317
Matrix: Water	Method: EPA 420.1	Prep Method: METHOD

QC1340434 Analyte	Result	Spiked	Units	Recovery	Qual	Limits
Total Phenolics	0.07100	0.08000	mg/L	89%		80-120

Type: Lab Control Sample Duplicate	Lab ID: QC1340435	Batch: 395317
Matrix: Water	Method: EPA 420.1	Prep Method: METHOD

QC1340435 Analyte	Result	Spiked	Units	Recovery	Qual	Limits	RPD	RPD Lim
Total Phenolics	0.07300	0.08000	mg/L	91%		80-120	3	20

Batch QC

Type: Blank	Lab ID: QC1340542	Batch: 395350
Matrix: Water		

QC1340542 Analyte	Result	Qual	Units	RL	MDL	Prepared	Analyzed
Method: EPA 625.1							
Prep Method: EPA 3510C							
a-Terpineol	ND		ug/L	10	2.1	02/13/26	02/14/26
Benzoic acid	ND		ug/L	50	11	02/13/26	02/13/26
2-Methylphenol	ND		ug/L	10	3.2	02/13/26	02/13/26
Pyridine	ND		ug/L	10	2.8	02/13/26	02/13/26
Phenol	ND		ug/L	10	2.1	02/13/26	02/13/26
Naphthalene	ND		ug/L	10	3.6	02/13/26	02/13/26
3-,4-Methylphenol	ND		ug/L	10	3.0	02/13/26	02/13/26
Cresol	ND		ug/L	10		02/13/26	02/13/26
Surrogates				Limits			
2-Fluorophenol	42%		%REC	36-95		02/13/26	02/13/26
Phenol-d6	26%	*	%REC	28-82		02/13/26	02/13/26
2,4,6-Tribromophenol	54%	*	%REC	61-140		02/13/26	02/13/26
Nitrobenzene-d5	57%		%REC	48-123		02/13/26	02/13/26
2-Fluorobiphenyl	55%		%REC	51-105		02/13/26	02/13/26
Terphenyl-d14	68%		%REC	65-117		02/13/26	02/13/26
Method: EPA 8270E							
Prep Method: EPA 3510C							
Carbazole	ND		ug/L	10	2.8	02/13/26	02/13/26
N-Nitrosodimethylamine	ND		ug/L	10	2.9	02/13/26	02/13/26
Aniline	ND		ug/L	10	2.8	02/13/26	02/13/26
bis(2-Chloroethyl)ether	ND		ug/L	25	3.7	02/13/26	02/13/26
2-Chlorophenol	ND		ug/L	10	3.6	02/13/26	02/13/26
1,3-Dichlorobenzene	ND		ug/L	10	3.3	02/13/26	02/13/26
1,4-Dichlorobenzene	ND		ug/L	10	3.4	02/13/26	02/13/26
Benzyl alcohol	ND		ug/L	25	5.8	02/13/26	02/13/26
1,2-Dichlorobenzene	ND		ug/L	10	3.3	02/13/26	02/13/26
bis(2-Chloroisopropyl) ether	ND		ug/L	10	3.8	02/13/26	02/13/26
N-Nitroso-di-n-propylamine	ND		ug/L	10	3.9	02/13/26	02/13/26
Hexachloroethane	ND		ug/L	10	3.0	02/13/26	02/13/26
Nitrobenzene	ND		ug/L	25	8.4	02/13/26	02/13/26
Isophorone	ND		ug/L	10	3.7	02/13/26	02/13/26
2-Nitrophenol	ND		ug/L	10	5.4	02/13/26	02/13/26
2,4-Dimethylphenol	ND		ug/L	10	3.2	02/13/26	02/13/26
bis(2-Chloroethoxy)methane	ND		ug/L	10	3.7	02/13/26	02/13/26
2,4-Dichlorophenol	ND		ug/L	10	3.7	02/13/26	02/13/26
1,2,4-Trichlorobenzene	ND		ug/L	10	3.4	02/13/26	02/13/26
4-Chloroaniline	ND		ug/L	10	3.1	02/13/26	02/13/26
Hexachlorobutadiene	ND		ug/L	10	2.2	02/13/26	02/13/26
4-Chloro-3-methylphenol	ND		ug/L	10	3.6	02/13/26	02/13/26
2-Methylnaphthalene	ND		ug/L	10	3.4	02/13/26	02/13/26
Hexachlorocyclopentadiene	ND		ug/L	25	7.8	02/13/26	02/13/26
2,4,6-Trichlorophenol	ND		ug/L	10	4.1	02/13/26	02/13/26
2,4,5-Trichlorophenol	ND		ug/L	10	3.7	02/13/26	02/13/26
2-Chloronaphthalene	ND		ug/L	10	3.4	02/13/26	02/13/26
2-Nitroaniline	ND		ug/L	50	4.3	02/13/26	02/13/26

Batch QC

QC1340542 Analyte	Result	Qual	Units	RL	MDL	Prepared	Analyzed
Dimethylphthalate	ND		ug/L	10	3.4	02/13/26	02/13/26
Acenaphthylene	ND		ug/L	10	3.9	02/13/26	02/13/26
2,6-Dinitrotoluene	ND		ug/L	10	4.4	02/13/26	02/13/26
3-Nitroaniline	ND		ug/L	10	4.0	02/13/26	02/13/26
Acenaphthene	ND		ug/L	10	3.2	02/13/26	02/13/26
2,4-Dinitrophenol	ND		ug/L	50	15	02/13/26	02/13/26
4-Nitrophenol	ND		ug/L	50	8.5	02/13/26	02/13/26
Dibenzofuran	ND		ug/L	10	3.2	02/13/26	02/13/26
2,4-Dinitrotoluene	ND		ug/L	10	4.3	02/13/26	02/13/26
Diethylphthalate	ND		ug/L	10	2.9	02/13/26	02/13/26
Fluorene	ND		ug/L	10	3.1	02/13/26	02/13/26
4-Chlorophenyl-phenylether	ND		ug/L	10	3.1	02/13/26	02/13/26
4-Nitroaniline	ND		ug/L	10	3.3	02/13/26	02/13/26
4,6-Dinitro-2-methylphenol	ND		ug/L	50	17	02/13/26	02/13/26
N-Nitrosodiphenylamine	ND		ug/L	10	4.0	02/13/26	02/13/26
1,2-diphenylhydrazine (as azobenzene)	ND		ug/L	10	2.9	02/13/26	02/13/26
4-Bromophenyl-phenylether	ND		ug/L	10	3.3	02/13/26	02/13/26
Hexachlorobenzene	ND		ug/L	10	3.0	02/13/26	02/13/26
Pentachlorophenol	ND		ug/L	25	5.7	02/13/26	02/13/26
Phenanthrene	ND		ug/L	10	2.9	02/13/26	02/13/26
Anthracene	ND		ug/L	10	2.8	02/13/26	02/13/26
Di-n-butylphthalate	ND		ug/L	10	3.0	02/13/26	02/13/26
Fluoranthene	ND		ug/L	10	2.8	02/13/26	02/13/26
Benzidine	ND		ug/L	50	19	02/13/26	02/13/26
Pyrene	ND		ug/L	10	2.7	02/13/26	02/13/26
Butylbenzylphthalate	ND		ug/L	10	3.6	02/13/26	02/13/26
3,3'-Dichlorobenzidine	ND		ug/L	25	5.2	02/13/26	02/13/26
Benzo(a)anthracene	ND		ug/L	10	2.4	02/13/26	02/13/26
Chrysene	ND		ug/L	10	2.5	02/13/26	02/13/26
bis(2-Ethylhexyl)phthalate	ND		ug/L	10	3.3	02/13/26	02/13/26
Di-n-octylphthalate	ND		ug/L	10	4.7	02/13/26	02/13/26
Benzo(b)fluoranthene	ND		ug/L	10	3.0	02/13/26	02/13/26
Benzo(k)fluoranthene	ND		ug/L	10	3.1	02/13/26	02/13/26
Benzo(a)pyrene	ND		ug/L	10	3.1	02/13/26	02/13/26
Indeno(1,2,3-cd)pyrene	ND		ug/L	10	4.2	02/13/26	02/13/26
Dibenz(a,h)anthracene	ND		ug/L	10	4.2	02/13/26	02/13/26
Benzo(g,h,i)perylene	ND		ug/L	10	4.1	02/13/26	02/13/26
Surrogates				Limits			
2-Fluorophenol	42%		%REC	15-120		02/13/26	02/13/26
Phenol-d6	26%		%REC	15-120		02/13/26	02/13/26
2,4,6-Tribromophenol	54%		%REC	15-140		02/13/26	02/13/26
Nitrobenzene-d5	57%		%REC	15-123		02/13/26	02/13/26
2-Fluorobiphenyl	55%		%REC	15-120		02/13/26	02/13/26
Terphenyl-d14	68%		%REC	15-120		02/13/26	02/13/26

Batch QC

Type: Lab Control Sample	Lab ID: QC1340543	Batch: 395350
Matrix: Water		

QC1340543 Analyte	Result	Spiked	Units	Recovery	Qual	Limits
Method: EPA 625.1						
Prep Method: EPA 3510C						
2-Methylphenol	47.05	75.00	ug/L	63%		44-120
Pyridine	37.08	75.00	ug/L	49%		13-120
Phenol	22.41	75.00	ug/L	30%		10-85
Naphthalene	47.46	75.00	ug/L	63%		23-133
3-,4-Methylphenol	45.07	75.00	ug/L	60%		40-120
Surrogates						
2-Fluorophenol	17.25	40.00	ug/L	43%		36-95
Phenol-d6	11.54	40.00	ug/L	29%		28-82
2,4,6-Tribromophenol	26.88	40.00	ug/L	67%		61-140
Nitrobenzene-d5	25.51	40.00	ug/L	64%		48-123
2-Fluorobiphenyl	23.15	40.00	ug/L	58%		51-105
Terphenyl-d14	27.26	40.00	ug/L	68%		65-117
Method: EPA 8270E						
Prep Method: EPA 3510C						
Phenol	22.41	75.00	ug/L	30%		14-120
2-Chlorophenol	50.78	75.00	ug/L	68%		46-120
1,4-Dichlorobenzene	44.39	75.00	ug/L	59%		42-120
3-,4-Methylphenol	45.07	75.00	ug/L	60%		40-120
N-Nitroso-di-n-propylamine	53.05	75.00	ug/L	71%		54-121
2,4-Dimethylphenol	57.63	75.00	ug/L	77%		48-120
1,2,4-Trichlorobenzene	48.09	75.00	ug/L	64%		45-120
4-Chloro-3-methylphenol	55.07	75.00	ug/L	73%		60-121
2,4,5-Trichlorophenol	51.84	75.00	ug/L	69%		62-124
Acenaphthene	49.58	75.00	ug/L	66%		56-120
4-Nitrophenol	25.96	75.00	ug/L	35%		17-120
2,4-Dinitrotoluene	55.40	75.00	ug/L	74%		69-127
Pentachlorophenol	51.74	75.00	ug/L	69%		51-120
Pyrene	56.50	75.00	ug/L	75%		68-123
Chrysene	53.68	75.00	ug/L	72%		66-120
Benzo(b)fluoranthene	58.55	75.00	ug/L	78%		67-120
Surrogates						
2-Fluorophenol	17.25	40.00	ug/L	43%		15-120
Phenol-d6	11.54	40.00	ug/L	29%		15-120
2,4,6-Tribromophenol	26.88	40.00	ug/L	67%		15-140
Nitrobenzene-d5	25.51	40.00	ug/L	64%		15-123
2-Fluorobiphenyl	23.15	40.00	ug/L	58%		15-120
Terphenyl-d14	27.26	40.00	ug/L	68%		15-120

Batch QC

Type: Lab Control Sample Duplicate	Lab ID: QC1340544	Batch: 395350
Matrix: Water		

QC1340544 Analyte	Result	Spiked	Units	Recovery	Qual	Limits	RPD	RPD Lim
Method: EPA 625.1								
Prep Method: EPA 3510C								
2-Methylphenol	44.31	75.00	ug/L	59%		44-120	6	51
Pyridine	33.18	75.00	ug/L	44%		13-120	11	62
Phenol	20.55	75.00	ug/L	27%		10-85	9	52
Naphthalene	44.72	75.00	ug/L	60%		23-133	6	50
3-,4-Methylphenol	41.68	75.00	ug/L	56%		40-120	8	51
Surrogates								
2-Fluorophenol	15.85	40.00	ug/L	40%		36-95		
Phenol-d6	11.00	40.00	ug/L	28%		28-82		
2,4,6-Tribromophenol	27.64	40.00	ug/L	69%		61-140		
Nitrobenzene-d5	24.82	40.00	ug/L	62%		48-123		
2-Fluorobiphenyl	22.47	40.00	ug/L	56%		51-105		
Terphenyl-d14	26.36	40.00	ug/L	66%		65-117		
Method: EPA 8270E								
Prep Method: EPA 3510C								
Phenol	20.55	75.00	ug/L	27%		14-120	9	52
2-Chlorophenol	46.95	75.00	ug/L	63%		46-120	8	52
1,4-Dichlorobenzene	41.06	75.00	ug/L	55%		42-120	8	53
3-,4-Methylphenol	41.68	75.00	ug/L	56%		40-120	8	51
N-Nitroso-di-n-propylamine	49.96	75.00	ug/L	67%		54-121	6	52
2,4-Dimethylphenol	53.73	75.00	ug/L	72%		48-120	7	52
1,2,4-Trichlorobenzene	44.71	75.00	ug/L	60%		45-120	7	54
4-Chloro-3-methylphenol	53.33	75.00	ug/L	71%		60-121	3	47
2,4,5-Trichlorophenol	54.03	75.00	ug/L	72%		62-124	4	46
Acenaphthene	47.02	75.00	ug/L	63%		56-120	5	46
4-Nitrophenol	26.39	75.00	ug/L	35%		17-120	2	44
2,4-Dinitrotoluene	55.00	75.00	ug/L	73%		69-127	1	40
Pentachlorophenol	52.36	75.00	ug/L	70%		51-120	1	42
Pyrene	53.61	75.00	ug/L	71%		68-123	5	39
Chrysene	56.10	75.00	ug/L	75%		66-120	4	38
Benzo(b)fluoranthene	60.52	75.00	ug/L	81%		67-120	3	39
Surrogates								
2-Fluorophenol	15.85	40.00	ug/L	40%		15-120		
Phenol-d6	11.00	40.00	ug/L	28%		15-120		
2,4,6-Tribromophenol	27.64	40.00	ug/L	69%		15-140		
Nitrobenzene-d5	24.82	40.00	ug/L	62%		15-123		
2-Fluorobiphenyl	22.47	40.00	ug/L	56%		15-120		
Terphenyl-d14	26.36	40.00	ug/L	66%		15-120		

Batch QC

Type: Blank	Lab ID: QC1340743	Batch: 395405
Matrix: Water		

QC1340743 Analyte	Result	Qual	Units	RL	MDL	Prepared	Analyzed
Method: EPA 8081A							
Prep Method: EPA 3510C							
alpha-BHC	ND		ug/L	0.05	0.01	02/14/26	02/14/26
beta-BHC	ND		ug/L	0.05	0.01	02/14/26	02/14/26
gamma-BHC	ND		ug/L	0.05	0.009	02/14/26	02/14/26
delta-BHC	ND		ug/L	0.05	0.01	02/14/26	02/14/26
Heptachlor	ND		ug/L	0.05	0.01	02/14/26	02/14/26
Aldrin	ND		ug/L	0.05	0.01	02/14/26	02/14/26
Heptachlor epoxide	ND		ug/L	0.05	0.01	02/14/26	02/14/26
Endosulfan I	ND		ug/L	0.05	0.01	02/14/26	02/14/26
Dieldrin	ND		ug/L	0.1	0.01	02/14/26	02/14/26
4,4'-DDE	ND		ug/L	0.1	0.01	02/14/26	02/14/26
Endrin	ND		ug/L	0.1	0.01	02/14/26	02/14/26
Endosulfan II	ND		ug/L	0.1	0.02	02/14/26	02/14/26
Endosulfan sulfate	ND		ug/L	0.1	0.01	02/14/26	02/14/26
4,4'-DDD	ND		ug/L	0.1	0.01	02/14/26	02/14/26
Endrin aldehyde	ND		ug/L	0.1	0.02	02/14/26	02/14/26
Endrin ketone	ND		ug/L	0.1	0.02	02/14/26	02/14/26
4,4'-DDT	ND		ug/L	0.1	0.04	02/14/26	02/14/26
Methoxychlor	ND		ug/L	0.1	0.03	02/14/26	02/14/26
Toxaphene	ND		ug/L	2.0	0.4	02/14/26	02/14/26
Chlordane (Technical)	ND		ug/L	1.0	0.2	02/14/26	02/14/26
Surrogates				Limits			
TCMX	72%		%REC	29-120		02/14/26	02/14/26
Decachlorobiphenyl	94%		%REC	33-132		02/14/26	02/14/26
Method: EPA 8082							
Prep Method: EPA 3510C							
Aroclor-1016	ND		ug/L	0.50	0.30	02/14/26	02/14/26
Aroclor-1221	ND		ug/L	0.50	0.47	02/14/26	02/14/26
Aroclor-1232	ND		ug/L	0.50	0.27	02/14/26	02/14/26
Aroclor-1242	ND		ug/L	0.50	0.29	02/14/26	02/14/26
Aroclor-1248	ND		ug/L	0.50	0.24	02/14/26	02/14/26
Aroclor-1254	ND		ug/L	0.50	0.27	02/14/26	02/14/26
Aroclor-1260	ND		ug/L	0.50	0.33	02/14/26	02/14/26
Aroclor-1262	ND		ug/L	0.50	0.29	02/14/26	02/14/26
Aroclor-1268	ND		ug/L	0.50	0.26	02/14/26	02/14/26
Surrogates				Limits			
Decachlorobiphenyl (PCB)	79%		%REC	28-138		02/14/26	02/14/26

Batch QC

Type: Lab Control Sample	Lab ID: QC1340744	Batch: 395405
Matrix: Water	Method: EPA 8081A	Prep Method: EPA 3510C

QC1340744 Analyte	Result	Spiked	Units	Recovery	Qual	Limits
alpha-BHC	0.5503	0.5000	ug/L	110%		66-121
beta-BHC	0.5558	0.5000	ug/L	111%		73-120
gamma-BHC	0.5529	0.5000	ug/L	111%		68-125
delta-BHC	0.5839	0.5000	ug/L	117%		68-131
Heptachlor	0.5689	0.5000	ug/L	114%		63-120
Aldrin	0.4776	0.5000	ug/L	96%		56-120
Heptachlor epoxide	0.5031	0.5000	ug/L	101%		65-120
Endosulfan I	0.5088	0.5000	ug/L	102%		68-124
Dieldrin	0.5175	0.5000	ug/L	103%		66-124
4,4'-DDE	0.5364	0.5000	ug/L	107%		67-131
Endrin	0.5369	0.5000	ug/L	107%		68-135
Endosulfan II	0.5563	0.5000	ug/L	111%		71-130
Endosulfan sulfate	0.5342	0.5000	ug/L	107%		68-128
4,4'-DDD	0.6609	0.5000	ug/L	132%	#,*	65-130
Endrin aldehyde	0.4836	0.5000	ug/L	97%		67-124
Endrin ketone	0.5308	0.5000	ug/L	106%		69-137
4,4'-DDT	0.4254	0.5000	ug/L	85%	#	65-136
Methoxychlor	0.4260	0.5000	ug/L	85%	#	69-150
Surrogates						
TCMX	0.4510	0.5000	ug/L	90%		29-120
Decachlorobiphenyl	0.5334	0.5000	ug/L	107%		33-132

Batch QC

Type: Lab Control Sample Duplicate	Lab ID: QC1340745	Batch: 395405
Matrix: Water	Method: EPA 8081A	Prep Method: EPA 3510C

QC1340745 Analyte	Result	Spiked	Units	Recovery	Qual	Limits	RPD	RPD Lim
alpha-BHC	0.5346	0.5000	ug/L	107%		66-121	3	20
beta-BHC	0.5321	0.5000	ug/L	106%		73-120	4	20
gamma-BHC	0.5325	0.5000	ug/L	107%		68-125	4	20
delta-BHC	0.5636	0.5000	ug/L	113%		68-131	4	20
Heptachlor	0.5461	0.5000	ug/L	109%		63-120	4	24
Aldrin	0.4527	0.5000	ug/L	91%		56-120	5	30
Heptachlor epoxide	0.5033	0.5000	ug/L	101%		65-120	0	20
Endosulfan I	0.4825	0.5000	ug/L	96%		68-124	5	20
Dieldrin	0.4948	0.5000	ug/L	99%		66-124	4	22
4,4'-DDE	0.5088	0.5000	ug/L	102%		67-131	5	21
Endrin	0.5145	0.5000	ug/L	103%		68-135	4	20
Endosulfan II	0.5287	0.5000	ug/L	106%		71-130	5	21
Endosulfan sulfate	0.5126	0.5000	ug/L	103%		68-128	4	21
4,4'-DDD	0.6250	0.5000	ug/L	125%	#	65-130	6	22
Endrin aldehyde	0.4616	0.5000	ug/L	92%		67-124	5	20
Endrin ketone	0.5119	0.5000	ug/L	102%		69-137	4	21
4,4'-DDT	0.4176	0.5000	ug/L	84%	#	65-136	2	23
Methoxychlor	0.4218	0.5000	ug/L	84%	#	69-150	1	23
Surrogates								
TCMX	0.4316	0.5000	ug/L	86%		29-120		
Decachlorobiphenyl	0.5090	0.5000	ug/L	102%		33-132		

Type: Lab Control Sample	Lab ID: QC1340746	Batch: 395405
Matrix: Water	Method: EPA 8082	Prep Method: EPA 3510C

QC1340746 Analyte	Result	Spiked	Units	Recovery	Qual	Limits
Aroclor-1016	4.878	5.000	ug/L	98%		69-120
Aroclor-1260	4.604	5.000	ug/L	92%		72-124
Surrogates						
Decachlorobiphenyl (PCB)	0.3944	0.5000	ug/L	79%		28-138

Type: Lab Control Sample Duplicate	Lab ID: QC1340747	Batch: 395405
Matrix: Water	Method: EPA 8082	Prep Method: EPA 3510C

QC1340747 Analyte	Result	Spiked	Units	Recovery	Qual	Limits	RPD	RPD Lim
Aroclor-1016	5.191	5.000	ug/L	104%		69-120	6	22
Aroclor-1260	5.019	5.000	ug/L	100%		72-124	9	25
Surrogates								
Decachlorobiphenyl (PCB)	0.4306	0.5000	ug/L	86%		28-138		

Batch QC

Type: Lab Control Sample	Lab ID: QC1340347	Batch: 395299
Matrix: Water	Method: EPA 8260B	Prep Method: EPA 5030B

QC1340347 Analyte	Result	Spiked	Units	Recovery	Qual	Limits
1,1-Dichloroethene	46.41	50.00	ug/L	93%		69-128
MTBE	51.93	50.00	ug/L	104%		66-125
Benzene	45.97	50.00	ug/L	92%		76-121
Trichloroethene	44.95	50.00	ug/L	90%		76-124
Toluene	46.30	50.00	ug/L	93%		76-120
Chlorobenzene	47.49	50.00	ug/L	95%		78-120
Surrogates						
Dibromofluoromethane	54.20	50.00	ug/L	108%		70-130
1,2-Dichloroethane-d4	52.90	50.00	ug/L	106%		70-130
Toluene-d8	50.47	50.00	ug/L	101%		70-130
Bromofluorobenzene	48.27	50.00	ug/L	97%		70-130

Type: Lab Control Sample Duplicate	Lab ID: QC1340348	Batch: 395299
Matrix: Water	Method: EPA 8260B	Prep Method: EPA 5030B

QC1340348 Analyte	Result	Spiked	Units	Recovery	Qual	Limits	RPD	RPD Lim
1,1-Dichloroethene	45.69	50.00	ug/L	91%		69-128	2	23
MTBE	53.60	50.00	ug/L	107%		66-125	3	22
Benzene	47.15	50.00	ug/L	94%		76-121	3	21
Trichloroethene	45.55	50.00	ug/L	91%		76-124	1	22
Toluene	46.46	50.00	ug/L	93%		76-120	0	21
Chlorobenzene	47.51	50.00	ug/L	95%		78-120	0	20
Surrogates								
Dibromofluoromethane	54.28	50.00	ug/L	109%		70-130		
1,2-Dichloroethane-d4	53.14	50.00	ug/L	106%		70-130		
Toluene-d8	49.73	50.00	ug/L	99%		70-130		
Bromofluorobenzene	48.38	50.00	ug/L	97%		70-130		

Batch QC

Type: Blank	Lab ID: QC1340350	Batch: 395299
Matrix: Water	Method: EPA 8260B	Prep Method: EPA 5030B

QC1340350 Analyte	Result	Qual	Units	RL	MDL	Prepared	Analyzed
Carbon Disulfide	ND		ug/L	5.0	0.2	02/13/26	02/13/26
Chloroprene	ND		ug/L	200	0.4	02/13/26	02/13/26
3-Chloropropene	ND		ug/L	5.0	0.3	02/13/26	02/13/26
Ethyl methacrylate	ND		ug/L	50	2.1	02/13/26	02/13/26
Ethanol	ND		ug/L	500	110	02/13/26	02/13/26
2-Hexanone	ND		ug/L	5.0	1.1	02/13/26	02/13/26
Isopropanol (IPA)	ND		ug/L	200	52	02/13/26	02/13/26
Methyl acrylonitrile	ND		ug/L	35	3.7	02/13/26	02/13/26
Vinyl Acetate	ND		ug/L	50	15	02/13/26	02/13/26
Acrolein	ND		ug/L	200	2.7	02/13/26	02/13/26
Acrylonitrile	ND		ug/L	10	0.7	02/13/26	02/13/26
Freon 12	ND		ug/L	5.0	0.1	02/13/26	02/13/26
Chloromethane	ND		ug/L	5.0	0.2	02/13/26	02/13/26
Vinyl Chloride	ND		ug/L	5.0	0.1	02/13/26	02/13/26
Bromomethane	ND		ug/L	5.0	0.2	02/13/26	02/13/26
Chloroethane	ND		ug/L	5.0	0.1	02/13/26	02/13/26
Trichlorofluoromethane	ND		ug/L	5.0	0.06	02/13/26	02/13/26
Iodomethane	ND		ug/L	5.0		02/13/26	02/13/26
Acetone	ND		ug/L	100	5.0	02/13/26	02/13/26
Freon 113	ND		ug/L	5.0	0.1	02/13/26	02/13/26
1,1-Dichloroethene	ND		ug/L	5.0	0.08	02/13/26	02/13/26
Methylene Chloride	ND		ug/L	10	0.2	02/13/26	02/13/26
MTBE	ND		ug/L	5.0	0.09	02/13/26	02/13/26
trans-1,2-Dichloroethene	ND		ug/L	5.0	0.1	02/13/26	02/13/26
1,1-Dichloroethane	ND		ug/L	5.0	0.1	02/13/26	02/13/26
2-Butanone	ND		ug/L	10	1.5	02/13/26	02/13/26
cis-1,2-Dichloroethene	ND		ug/L	5.0	0.09	02/13/26	02/13/26
2,2-Dichloropropane	ND		ug/L	5.0	0.1	02/13/26	02/13/26
Chloroform	ND		ug/L	5.0	0.08	02/13/26	02/13/26
Bromochloromethane	ND		ug/L	5.0	0.2	02/13/26	02/13/26
1,1,1-Trichloroethane	ND		ug/L	5.0	0.09	02/13/26	02/13/26
1,1-Dichloropropene	ND		ug/L	5.0	0.08	02/13/26	02/13/26
Carbon Tetrachloride	ND		ug/L	5.0	0.06	02/13/26	02/13/26
1,2-Dichloroethane	ND		ug/L	5.0	0.1	02/13/26	02/13/26
Benzene	ND		ug/L	1.0	0.1	02/13/26	02/13/26
Trichloroethene	ND		ug/L	5.0	0.1	02/13/26	02/13/26
1,2-Dichloropropane	ND		ug/L	5.0	0.1	02/13/26	02/13/26
Bromodichloromethane	ND		ug/L	5.0	0.09	02/13/26	02/13/26
Dibromomethane	ND		ug/L	5.0	0.1	02/13/26	02/13/26
4-Methyl-2-Pentanone	ND		ug/L	5.0	1.0	02/13/26	02/13/26
cis-1,3-Dichloropropene	ND		ug/L	5.0	0.3	02/13/26	02/13/26
Toluene	ND		ug/L	5.0	0.2	02/13/26	02/13/26
trans-1,3-Dichloropropene	ND		ug/L	5.0	0.3	02/13/26	02/13/26
1,1,2-Trichloroethane	ND		ug/L	5.0	0.2	02/13/26	02/13/26
1,3-Dichloropropane	ND		ug/L	5.0	0.1	02/13/26	02/13/26
Tetrachloroethene	ND		ug/L	5.0	0.1	02/13/26	02/13/26
Dibromochloromethane	ND		ug/L	5.0	0.08	02/13/26	02/13/26

Batch QC

QC1340350 Analyte	Result	Qual	Units	RL	MDL	Prepared	Analyzed
1,2-Dibromoethane	ND		ug/L	5.0	0.2	02/13/26	02/13/26
Chlorobenzene	ND		ug/L	5.0	0.1	02/13/26	02/13/26
1,1,1,2-Tetrachloroethane	ND		ug/L	5.0	0.08	02/13/26	02/13/26
Ethylbenzene	ND		ug/L	5.0	0.09	02/13/26	02/13/26
m,p-Xylenes	ND		ug/L	5.0	0.2	02/13/26	02/13/26
o-Xylene	ND		ug/L	5.0	0.1	02/13/26	02/13/26
Styrene	ND		ug/L	5.0	0.08	02/13/26	02/13/26
Bromoform	ND		ug/L	5.0	0.08	02/13/26	02/13/26
Isopropylbenzene	ND		ug/L	5.0	0.1	02/13/26	02/13/26
1,1,2,2-Tetrachloroethane	ND		ug/L	5.0	0.2	02/13/26	02/13/26
1,2,3-Trichloropropane	ND		ug/L	5.0	0.2	02/13/26	02/13/26
Propylbenzene	ND		ug/L	5.0	0.1	02/13/26	02/13/26
Bromobenzene	ND		ug/L	5.0	0.09	02/13/26	02/13/26
1,3,5-Trimethylbenzene	ND		ug/L	5.0	0.1	02/13/26	02/13/26
2-Chlorotoluene	ND		ug/L	5.0	0.1	02/13/26	02/13/26
4-Chlorotoluene	ND		ug/L	5.0	0.1	02/13/26	02/13/26
tert-Butylbenzene	ND		ug/L	5.0	0.1	02/13/26	02/13/26
1,2,4-Trimethylbenzene	ND		ug/L	5.0	0.1	02/13/26	02/13/26
sec-Butylbenzene	ND		ug/L	5.0	0.1	02/13/26	02/13/26
para-Isopropyl Toluene	ND		ug/L	5.0	0.1	02/13/26	02/13/26
1,3-Dichlorobenzene	ND		ug/L	5.0	0.1	02/13/26	02/13/26
1,4-Dichlorobenzene	ND		ug/L	5.0	0.2	02/13/26	02/13/26
n-Butylbenzene	ND		ug/L	5.0	0.1	02/13/26	02/13/26
1,2-Dichlorobenzene	ND		ug/L	5.0	0.09	02/13/26	02/13/26
1,2-Dibromo-3-Chloropropane	ND		ug/L	5.0	0.5	02/13/26	02/13/26
1,2,4-Trichlorobenzene	ND		ug/L	5.0	0.2	02/13/26	02/13/26
Hexachlorobutadiene	ND		ug/L	5.0	0.2	02/13/26	02/13/26
1,2,3-Trichlorobenzene	ND		ug/L	5.0	0.1	02/13/26	02/13/26
cis-1,4-Dichloro-2-butene	ND		ug/L	5.0	0.4	02/13/26	02/13/26
trans-1,4-Dichloro-2-butene	ND		ug/L	5.0	0.4	02/13/26	02/13/26
Xylene (total)	ND		ug/L	5.0		02/13/26	02/13/26
Surrogates				Limits			
Dibromofluoromethane	105%		%REC	70-130		02/13/26	02/13/26
1,2-Dichloroethane-d4	99%		%REC	70-130		02/13/26	02/13/26
Toluene-d8	99%		%REC	70-130		02/13/26	02/13/26
Bromofluorobenzene	97%		%REC	70-130		02/13/26	02/13/26

Batch QC

Type: Matrix Spike	Lab ID: QC1340456	Batch: 395299
Matrix (Source ID): Water (552821-010)	Method: EPA 8260B	Prep Method: EPA 5030B

QC1340456 Analyte	Result	Source Sample Result	Spiked	Units	Recovery	Qual	Limits	DF
1,1-Dichloroethene	16.90	0.1123	20.00	ug/L	84%		62-131	1
MTBE	20.46	ND	20.00	ug/L	102%		61-124	1
Benzene	17.77	ND	20.00	ug/L	89%		70-123	1
Trichloroethene	19.63	2.634	20.00	ug/L	85%		65-131	1
Toluene	28.17	12.21	20.00	ug/L	80%		69-120	1
Chlorobenzene	19.39	ND	20.00	ug/L	97%		72-121	1
Surrogates								
Dibromofluoromethane	55.92		50.00	ug/L	112%		70-130	1
1,2-Dichloroethane-d4	53.47		50.00	ug/L	107%		70-130	1
Toluene-d8	49.38		50.00	ug/L	99%		70-130	1
Bromofluorobenzene	48.58		50.00	ug/L	97%		70-130	1

Type: Matrix Spike Duplicate	Lab ID: QC1340457	Batch: 395299
Matrix (Source ID): Water (552821-010)	Method: EPA 8260B	Prep Method: EPA 5030B

QC1340457 Analyte	Result	Source Sample Result	Spiked	Units	Recovery	Qual	Limits	RPD	RPD Lim	DF
1,1-Dichloroethene	18.05	0.1123	20.00	ug/L	90%		62-131	7	31	1
MTBE	21.91	ND	20.00	ug/L	110%		61-124	7	30	1
Benzene	18.78	ND	20.00	ug/L	94%		70-123	5	31	1
Trichloroethene	20.22	2.634	20.00	ug/L	88%		65-131	3	31	1
Toluene	29.02	12.21	20.00	ug/L	84%		69-120	3	29	1
Chlorobenzene	20.26	ND	20.00	ug/L	101%		72-121	4	29	1
Surrogates										
Dibromofluoromethane	54.29		50.00	ug/L	109%		70-130			1
1,2-Dichloroethane-d4	54.74		50.00	ug/L	109%		70-130			1
Toluene-d8	49.18		50.00	ug/L	98%		70-130			1
Bromofluorobenzene	47.90		50.00	ug/L	96%		70-130			1

Type: Blank	Lab ID: QC1340760	Batch: 395408
Matrix: Water	Method: EPA 8270C-SIM	Prep Method: EPA 3535

QC1340760 Analyte	Result	Qual	Units	RL	MDL	Prepared	Analyzed
1,4-Dioxane	ND		ug/L	1.0	0.84	02/14/26	02/14/26
Surrogates							
1,4-Dioxane-d8 (SUR)	102%		%REC	80-120		02/14/26	02/14/26

Batch QC

Type: Lab Control Sample	Lab ID: QC1340761	Batch: 395408
Matrix: Water	Method: EPA 8270C-SIM	Prep Method: EPA 3535

QC1340761 Analyte	Result	Spiked	Units	Recovery	Qual	Limits
1,4-Dioxane	10.18	10.00	ug/L	102%		79-120
Surrogates						
1,4-Dioxane-d8 (SUR)	9.978	10.00	ug/L	100%		80-120

Type: Lab Control Sample Duplicate	Lab ID: QC1340762	Batch: 395408
Matrix: Water	Method: EPA 8270C-SIM	Prep Method: EPA 3535

QC1340762 Analyte	Result	Spiked	Units	Recovery	Qual	Limits	RPD	RPD Lim
1,4-Dioxane	10.26	10.00	ug/L	103%		79-120	1	20
Surrogates								
1,4-Dioxane-d8 (SUR)	10.18	10.00	ug/L	102%		80-120		

Type: Blank	Lab ID: QC1340652	Batch: 395383
Matrix: Water	Method: SM 4500-CN-E	Prep Method: METHOD

QC1340652 Analyte	Result	Qual	Units	RL	MDL	Prepared	Analyzed
Cyanide	ND		mg/L	0.0050	0.0017	02/14/26	02/17/26

Type: Lab Control Sample	Lab ID: QC1340653	Batch: 395383
Matrix: Water	Method: SM 4500-CN-E	Prep Method: METHOD

QC1340653 Analyte	Result	Spiked	Units	Recovery	Qual	Limits
Cyanide	0.1026	0.1000	mg/L	103%		85-115

Type: Matrix Spike	Lab ID: QC1340658	Batch: 395383
Matrix (Source ID): Water (553089-006)	Method: SM 4500-CN-E	Prep Method: METHOD

QC1340658 Analyte	Result	Source Sample Result	Spiked	Units	Recovery	Qual	Limits	DF
Cyanide	0.07250	ND	0.1000	mg/L	72%	*	80-120	0.5

Type: Matrix Spike Duplicate	Lab ID: QC1340659	Batch: 395383
Matrix (Source ID): Water (553089-006)	Method: SM 4500-CN-E	Prep Method: METHOD

QC1340659 Analyte	Result	Source Sample Result	Spiked	Units	Recovery	Qual	Limits	RPD	RPD Lim	DF
Cyanide	0.07614	ND	0.1000	mg/L	76%	*	80-120	5	20	0.5

Batch QC

Type: Matrix Spike	Lab ID: QC1340666	Batch: 395383
Matrix (Source ID): Water (553093-002)	Method: SM 4500-CN-E	Prep Method: METHOD

QC1340666 Analyte	Result	Source Sample Result	Spiked	Units	Recovery	Qual	Limits	DF
Cyanide	0.1065	0.002512	0.1000	mg/L	104%		80-120	0.5

Type: Matrix Spike Duplicate	Lab ID: QC1340667	Batch: 395383
Matrix (Source ID): Water (553093-002)	Method: SM 4500-CN-E	Prep Method: METHOD

QC1340667 Analyte	Result	Source Sample Result	Spiked	Units	Recovery	Qual	Limits	RPD	RPD Lim	DF
Cyanide	0.1032	0.002512	0.1000	mg/L	101%		80-120	3	20	0.5

Type: Blank	Lab ID: QC1340626	Batch: 395371
Matrix: Water	Method: SM 4500-S2-D	Prep Method: METHOD

QC1340626 Analyte	Result	Qual	Units	RL	MDL	Prepared	Analyzed
Sulfide	ND		mg/L	0.10		02/13/26	02/13/26

Type: Lab Control Sample	Lab ID: QC1340627	Batch: 395371
Matrix: Water	Method: SM 4500-S2-D	Prep Method: METHOD

QC1340627 Analyte	Result	Spiked	Units	Recovery	Qual	Limits
Sulfide	0.9000	1.000	mg/L	90%		90-110

Type: Matrix Spike	Lab ID: QC1340633	Batch: 395371
Matrix (Source ID): Water (552727-001)	Method: SM 4500-S2-D	Prep Method: METHOD

QC1340633 Analyte	Result	Source Sample Result	Spiked	Units	Recovery	Qual	Limits	DF
Sulfide	0.8000	ND	1.000	mg/L	80%		80-120	1

Type: Matrix Spike Duplicate	Lab ID: QC1340634	Batch: 395371
Matrix (Source ID): Water (552727-001)	Method: SM 4500-S2-D	Prep Method: METHOD

QC1340634 Analyte	Result	Source Sample Result	Spiked	Units	Recovery	Qual	Limits	RPD	RPD Lim	DF
Sulfide	0.8000	ND	1.000	mg/L	80%		80-120	0	20	1

Type: Blank	Lab ID: QC1340552	Batch: 395353
Matrix: Water	Method: SM 5310B	Prep Method: SM 5310B

QC1340552 Analyte	Result	Qual	Units	RL	MDL	Prepared	Analyzed
Total Organic Carbon	ND		mg/L	1.0	0.49	02/13/26	02/13/26

Batch QC

Type: Lab Control Sample	Lab ID: QC1340553	Batch: 395353
Matrix: Water	Method: SM 5310B	Prep Method: SM 5310B

QC1340553 Analyte	Result	Spiked	Units	Recovery	Qual	Limits
Total Organic Carbon	23.03	25.00	mg/L	92%		85-115

Type: Matrix Spike	Lab ID: QC1340554	Batch: 395353
Matrix (Source ID): Water (552787-001)	Method: SM 5310B	Prep Method: SM 5310B

QC1340554 Analyte	Result	Source Sample Result	Spiked	Units	Recovery	Qual	Limits	DF
Total Organic Carbon	35.95	8.325	25.00	mg/L	110%		75-125	1

Type: Matrix Spike Duplicate	Lab ID: QC1340555	Batch: 395353
Matrix (Source ID): Water (552787-001)	Method: SM 5310B	Prep Method: SM 5310B

QC1340555 Analyte	Result	Source Sample Result	Spiked	Units	Recovery	Qual	Limits	RPD	RPD Lim	DF
Total Organic Carbon	30.90	8.325	25.00	mg/L	90%		75-125	15	25	1

Type: Sample Duplicate	Lab ID: QC1340619	Batch: 395367
Matrix (Source ID): Water (552977-001)	Method: SM2130B	

QC1340619 Analyte	Result	Source Sample Result	Units	Qual	RPD	RPD Lim	DF
Turbidity	0.2910	0.2930	NTU		1	20	1

Type: Blank	Lab ID: QC1340523	Batch: 395344
Matrix: Water	Method: SM2320B	Prep Method: METHOD

QC1340523 Analyte	Result	Qual	Units	RL	MDL	Prepared	Analyzed
Bicarbonate	ND		mg/L	2.0		02/13/26	02/13/26
Alkalinity, Total as CaCO3	ND		mg/L	2.0		02/13/26	02/13/26

Type: Lab Control Sample	Lab ID: QC1340524	Batch: 395344
Matrix: Water	Method: SM2320B	Prep Method: METHOD

QC1340524 Analyte	Result	Spiked	Units	Recovery	Qual	Limits
Alkalinity, Total as CaCO3	93.98	100.0	mg/L	94%		90-110

Batch QC

Type: Sample Duplicate	Lab ID: QC1340528	Batch: 395344
Matrix (Source ID): Water (552315-001)	Method: SM2320B	Prep Method: METHOD

QC1340528 Analyte	Result	Source Sample Result	Units	Qual	RPD	RPD Lim	DF
Bicarbonate	473.1	470.9	mg/L		0	20	2.5
Alkalinity, Total as CaCO ₃	528.4	532.0	mg/L		1	20	2.5

Type: Sample Duplicate	Lab ID: QC1340574	Batch: 395357
Matrix (Source ID): Water (553152-001)	Method: SM2510B	Prep Method: METHOD

QC1340574 Analyte	Result	Source Sample Result	Units	Qual	RPD	RPD Lim	DF
Specific Conductance	779.2	773.6	umhos/cm		1	20	1

Type: Blank	Lab ID: QC1340511	Batch: 395339
Matrix: Water	Method: SM2540C	Prep Method: METHOD

QC1340511 Analyte	Result	Qual	Units	RL	MDL	Prepared	Analyzed
Total Dissolved Solids	ND		mg/L	10		02/13/26	02/15/26

Type: Lab Control Sample	Lab ID: QC1340512	Batch: 395339
Matrix: Water	Method: SM2540C	Prep Method: METHOD

QC1340512 Analyte	Result	Spiked	Units	Recovery	Qual	Limits
Total Dissolved Solids	1,041	1000	mg/L	104%		90-110

Type: Sample Duplicate	Lab ID: QC1340513	Batch: 395339
Matrix (Source ID): Water (552734-001)	Method: SM2540C	Prep Method: METHOD

QC1340513 Analyte	Result	Source Sample Result	Units	Qual	RPD	RPD Lim	DF
Total Dissolved Solids	1,438	1466	mg/L		2	5	2

Type: Sample Duplicate	Lab ID: QC1340514	Batch: 395339
Matrix (Source ID): Water (552787-001)	Method: SM2540C	Prep Method: METHOD

QC1340514 Analyte	Result	Source Sample Result	Units	Qual	RPD	RPD Lim	DF
Total Dissolved Solids	364.0	374.0	mg/L		3	5	2

Type: Blank	Lab ID: QC1340590	Batch: 395360
Matrix: Water	Method: SM2540D	Prep Method: METHOD

QC1340590 Analyte	Result	Qual	Units	RL	MDL	Prepared	Analyzed
Total Suspended Solids	ND		mg/L	0.5		02/13/26	02/14/26

Batch QC

Type: Lab Control Sample	Lab ID: QC1340591	Batch: 395360
Matrix: Water	Method: SM2540D	Prep Method: METHOD

QC1340591 Analyte	Result	Spiked	Units	Recovery	Qual	Limits
Total Suspended Solids	99.60	100.0	mg/L	100%		90-110

Type: Lab Control Sample Duplicate	Lab ID: QC1340592	Batch: 395360
Matrix: Water	Method: SM2540D	Prep Method: METHOD

QC1340592 Analyte	Result	Spiked	Units	Recovery	Qual	Limits	RPD	RPD Lim
Total Suspended Solids	99.25	100.0	mg/L	99%		90-110	0	5

Type: Sample Duplicate	Lab ID: QC1340593	Batch: 395360
Matrix (Source ID): Water (552869-001)	Method: SM2540D	Prep Method: METHOD

QC1340593 Analyte	Result	Source Sample Result	Units	Qual	RPD	RPD Lim	DF
Total Suspended Solids	56.67	55.43	mg/L		2	5	1

Type: Sample Duplicate	Lab ID: QC1340594	Batch: 395360
Matrix (Source ID): Water (553152-002)	Method: SM2540D	Prep Method: METHOD

QC1340594 Analyte	Result	Source Sample Result	Units	Qual	RPD	RPD Lim	DF
Total Suspended Solids	1,390	1430	mg/L		3	5	1

Type: Blank	Lab ID: QC1340531	Batch: 395347
Matrix: Water	Method: SM5210B	Prep Method: METHOD

QC1340531 Analyte	Result	Qual	Units	RL	MDL	Prepared	Analyzed
Biochemical Oxygen Demand	ND		mg/L	3.0		02/13/26 15:06	02/18/26 15:53

Type: Lab Control Sample	Lab ID: QC1340532	Batch: 395347
Matrix: Water	Method: SM5210B	Prep Method: METHOD

QC1340532 Analyte	Result	Spiked	Units	Recovery	Qual	Limits
Biochemical Oxygen Demand	193.7	198.0	mg/L	98%		84.6-115.4

Type: Sample Duplicate	Lab ID: QC1340533	Batch: 395347
Matrix (Source ID): Water (552663-005)	Method: SM5210B	Prep Method: METHOD

QC1340533 Analyte	Result	Source Sample Result	Units	Qual	RPD	RPD Lim	DF
Biochemical Oxygen Demand	4,001	4101	mg/L		2	30	1

Batch QC

Type: Blank	Lab ID: QC1340639	Batch: 395376
Matrix: Water	Method: SM5220D	Prep Method: SM 5220D

QC1340639 Analyte	Result	Qual	Units	RL	MDL	Prepared	Analyzed
Chemical Oxygen Demand	ND		mg/L	4.0	2.0	02/14/26	02/14/26

Type: Lab Control Sample	Lab ID: QC1340640	Batch: 395376
Matrix: Water	Method: SM5220D	Prep Method: SM 5220D

QC1340640 Analyte	Result	Spiked	Units	Recovery	Qual	Limits
Chemical Oxygen Demand	106.0	100.0	mg/L	106%		90-110

Type: Matrix Spike	Lab ID: QC1340741	Batch: 395376
Matrix (Source ID): Water (552603-001)	Method: SM5220D	Prep Method: SM 5220D

QC1340741 Analyte	Result	Source Sample Result	Spiked	Units	Recovery	Qual	Limits	DF
Chemical Oxygen Demand	840.0	40.00	1000	mg/L	80%		75-125	20

Type: Matrix Spike Duplicate	Lab ID: QC1340742	Batch: 395376
Matrix (Source ID): Water (552603-001)	Method: SM5220D	Prep Method: SM 5220D

QC1340742 Analyte	Result	Source Sample Result	Spiked	Units	Recovery	Qual	Limits	RPD	RPD Lim	DF
Chemical Oxygen Demand	800.0	40.00	1000	mg/L	76%		75-125	5	20	20

- # CCV drift outside limits; average CCV drift within limits per method requirements
- * Value is outside QC limits
- E Response exceeds instrument's linear range
- J Estimated value
- ND Not Detected
- NM Not Meaningful

Laboratory Job Number 553152

Subcontracted Products

Pace Laboratories



Date of Report: 02/27/2026

David Tripp

Enthalpy Analytical - Orange
931 West Barkley Avenue
Orange, CA 92868

Client Project: EO-553152
Pace Project: Chiquita Canyon Landfill Stormwater
Pace Work Order: 2602490
Invoice ID: B531849

Enclosed are the results of analyses for samples received by the laboratory on 2/18/2026. If you have any questions concerning this report, please feel free to contact me.

Sincerely,

Contact Person: Ragen Williams
Client Service Rep

Steven Bennett
Operations Manager

Certifications: CA ELAP #1186; NV #CA00014; OR ELAP #4032-001; AK UST101

The results in this report apply to the samples analyzed in accordance with the chain of custody document. This analytical report must be reproduced in its entirety.
All results listed in this report are for the exclusive use of the submitting party. Pace Analytical assumes no responsibility for report alteration, separation, detachment or third party interpretation.

Table of Contents

Sample Information

Chain of Custody and Cooler Receipt form.....	3
Laboratory / Client Sample Cross Reference.....	5

Sample Results

2602490-01 - SOUTH BASIN - NW CORNER	
Organo-Phosphorus Pesticide Analysis (EPA Method 8141A).....	6
2602490-02 - SOUTH BASIN - S CENTRAL	
Organo-Phosphorus Pesticide Analysis (EPA Method 8141A).....	7
2602490-03 - SOUTH BASIN - W CENTRAL	
Organo-Phosphorus Pesticide Analysis (EPA Method 8141A).....	8

Quality Control Reports


Organo-Phosphorus Pesticide Analysis (EPA Method 8141A)	
Method Blank Analysis.....	9
Laboratory Control Sample.....	10

Notes

Notes and Definitions.....	11
----------------------------	----



931 West Barkley Ave
Orange, CA 92868
(714) 771-6900



2602490

Subcontract Laboratory:

Pace Laboratories
4100 Atlas Court
Bakersfield, CA 93308
ATTN: Ragen Schallock
PO #: Required, to be sent via email

RUSH!

2602490

Enthalpy Order: EO-553152


PM: David Tripp
Email: david.tripp@enthalpy.com
CC: incomingreports@enthalpy.com
Phone: 657-581-4710

Results Due: RUSH TAT
Report Level: II
Report To: MDL
EDDs: ELM_TransferOut (Standard Excel Transfer EDD, 3 tabs)

Notes:

CHIQUITA Stormwater; Pace please advise regarding RUSH TAT

Sample ID	Collected	Lab ID	# Cont.	Matrix	Analysis Requested	Comment
SOUTH BASIN - NW CORNER	13-FEB-2026 09:03	553152-001	1	Water	Organophosphorus Pesticides	-1
SOUTH BASIN - S CENTRAL	13-FEB-2026 09:16	553152-002	1	Water	Organophosphorus Pesticides	-2
SOUTH BASIN - W CENTRAL	13-FEB-2026 11:08	553152-003	1	Water	Organophosphorus Pesticides	-3

Notes:	Relinquished By:	Received By:
		Isabel Oliveros
	Date: 2-17-26 16:56	Date: 2/18/26 1004
	Date:	Date:
	Date:	Date:

PAGE ANALYTICAL		COOLER RECEIPT FORM		Page	Of
Submission #: <u>2602490</u>					
SHIPPING INFORMATION Fed Ex <input type="checkbox"/> UPS <input type="checkbox"/> GSO / GLS <input checked="" type="checkbox"/> Hand Delivery <input type="checkbox"/> Pace Lab Field Service <input type="checkbox"/> Other <input type="checkbox"/> (Specify) _____			SHIPPING CONTAINER Ice Chest <input checked="" type="checkbox"/> None <input type="checkbox"/> Box <input type="checkbox"/> Other <input type="checkbox"/> (Specify) _____		FREE LIQUID YES <input type="checkbox"/> NO <input checked="" type="checkbox"/> W S
Refrigerant: Ice <input checked="" type="checkbox"/> Blue Ice <input type="checkbox"/> None <input type="checkbox"/> Other <input type="checkbox"/> Comments:					
Custody Seals Ice Chest <input type="checkbox"/> Containers <input type="checkbox"/> None <input checked="" type="checkbox"/> Comments:					
Intact? Yes <input type="checkbox"/> No <input type="checkbox"/> Intact? Yes <input type="checkbox"/> No <input type="checkbox"/>					
All samples received? Yes <input type="checkbox"/> No <input type="checkbox"/> All samples containers intact? Yes <input checked="" type="checkbox"/> No <input type="checkbox"/> Description(s) match COC? Yes <input checked="" type="checkbox"/> No <input type="checkbox"/>					
COC Received <input checked="" type="checkbox"/> YES <input type="checkbox"/> NO		Emissivity: <u>0.97</u> Container: <u>NA</u> Thermometer ID: <u>366</u> Temperature: (A) <u>3.5</u> °C / (C) <u>3.6</u> °C		Date/Time <u>2/18/26</u> Analyst Init <u>FOZ1004</u>	

SAMPLE CONTAINERS	SAMPLE NUMBERS									
	1	2	3	4	5	6	7	8	9	10
QT PE UNPRES										
4oz / 8oz / 16oz PE UNPRES										
2oz Cr ⁶										
QT INORGANIC CHEMICAL METALS										
INORGANIC CHEMICAL METALS 4oz / 8oz / 16oz										
PT CYANIDE										
PT NITROGEN FORMS										
PT TOTAL SULFIDE										
2oz. NITRATE / NITRITE										
PT TOTAL ORGANIC CARBON										
PT CHEMICAL OXYGEN DEMAND										
PIA PHENOLICS										
40ml VOA VIAL TRAVEL BLANK										
40ml VOA VIAL										
QT EPA 1664B										
PT ODOR										
RADIOLOGICAL										
BACTERIOLOGICAL										
40 ml VOA VIAL- 504										
QT EPA 508/608.3/8081A										
QT EPA 515.1/8151A										
QT EPA 525.2										
QT EPA 525.2 TRAVEL BLANK										
40ml EPA 547										
40ml EPA 531.1										
8oz EPA 548.1										
QT EPA 549.2										
QT EPA 8015M										
QT EPA 8270C										
8oz / 16oz / 32oz AMBER			A	A	A					
8oz / 16oz / 32oz JAR										
SOIL SLEEVE										
PCB VIAL										
PLASTIC BAG										
TEDLAR BAG										
FERROUS IRON										
ENCORE										
SMART KIT										
SUMMA CANISTER										

CHECK BY [Signature] DISTRIBUTION [Signature]
 SUB OUT

Comments: Sample Numbering Completed By: FOZ Date/Time: 1008 2/18/26
 A = Actual / C = Corrected

Enthalpy Analytical - Orange
931 West Barkley Avenue
Orange, CA 92868

Reported: 02/27/2026 17:26
Project: Chiquita Canyon Landfill Stormwater
Project Number: EO-553152
Project Manager: David Tripp

Laboratory / Client Sample Cross Reference

Laboratory	Client Sample Information		Receive Date:	
2602490-01	COC Number:	---	Receive Date:	02/18/2026 10:04
	Project Number:	---	Sampling Date:	02/13/2026 09:03
	Sampling Location:	---	Sample Depth:	---
	Sampling Point:	SOUTH BASIN - NW CORNER	Lab Matrix:	Water
	Sampled By:	Client	Sample Type:	Water
	<hr/>			
2602490-02	COC Number:	---	Receive Date:	02/18/2026 10:04
	Project Number:	---	Sampling Date:	02/13/2026 09:16
	Sampling Location:	---	Sample Depth:	---
	Sampling Point:	SOUTH BASIN - S CENTRAL	Lab Matrix:	Water
	Sampled By:	Client	Sample Type:	Water
	<hr/>			
2602490-03	COC Number:	---	Receive Date:	02/18/2026 10:04
	Project Number:	---	Sampling Date:	02/13/2026 11:08
	Sampling Location:	---	Sample Depth:	---
	Sampling Point:	SOUTH BASIN - W CENTRAL	Lab Matrix:	Water
	Sampled By:	Client	Sample Type:	Water
	<hr/>			

Enthalpy Analytical - Orange
931 West Barkley Avenue
Orange, CA 92868

Reported: 02/27/2026 17:26
Project: Chiquita Canyon Landfill Stormwater
Project Number: EO-553152
Project Manager: David Tripp

Organo-Phosphorus Pesticide Analysis (EPA Method 8141A)

Pace Sample ID: 2602490-01	Client Sample Name: SOUTH BASIN - NW CORNER, 2/13/2026 9:03:00AM, Client
-----------------------------------	---

Constituent	Result	Units	PQL	MDL	Method	MB Bias	Lab Quals	DCN
Azinphos methyl	ND	ug/L	0.50	0.12	EPA-8141A	ND		1
Bolstar	ND	ug/L	0.20	0.050	EPA-8141A	ND		1
Chlorpyrifos	ND	ug/L	0.20	0.050	EPA-8141A	ND		1
Coumaphos	ND	ug/L	0.50	0.11	EPA-8141A	ND		1
Demeton O/S	ND	ug/L	0.20	0.056	EPA-8141A	ND		1
Diazinon	ND	ug/L	0.20	0.050	EPA-8141A	ND		1
Dichlorvos	ND	ug/L	0.20	0.050	EPA-8141A	ND		1
Disulfoton	ND	ug/L	0.20	0.050	EPA-8141A	ND		1
Ethoprop	ND	ug/L	0.20	0.052	EPA-8141A	ND		1
Fensulfothion	ND	ug/L	0.20	0.051	EPA-8141A	ND		1
Fenthion	ND	ug/L	0.20	0.050	EPA-8141A	ND		1
Merphos	ND	ug/L	0.20	0.050	EPA-8141A	ND		1
Methyl parathion	ND	ug/L	0.20	0.050	EPA-8141A	ND		1
Mevinphos	ND	ug/L	0.20	0.050	EPA-8141A	ND		1
Naled	ND	ug/L	0.50	0.17	EPA-8141A	ND		1
Phorate	ND	ug/L	0.20	0.066	EPA-8141A	ND		1
Ronnel (Fenclorophos)	ND	ug/L	0.20	0.050	EPA-8141A	ND		1
Stirophos (Tetrachlorvinphos)	ND	ug/L	0.20	0.082	EPA-8141A	ND		1
Tokuthion (Prothiofos)	ND	ug/L	0.20	0.050	EPA-8141A	ND		1
Trichloronate	ND	ug/L	0.20	0.050	EPA-8141A	ND		1
Triphenylphosphate (Surrogate)	70.0	%	50 - 130 (LCL - UCL)		EPA-8141A			1

DCN	Method	Prep Date	Run		Analyst	Instrument	Dilution	QC	
			Date/Time					Batch ID	Prep Method
1	EPA-8141A	02/20/26 11:30	02/26/26	16:19	IJC	GC-18	0.943	B227561	EPA 3510C

DCN = Data Continuation Number

Enthalpy Analytical - Orange
931 West Barkley Avenue
Orange, CA 92868

Reported: 02/27/2026 17:26
Project: Chiquita Canyon Landfill Stormwater
Project Number: EO-553152
Project Manager: David Tripp

Organo-Phosphorus Pesticide Analysis (EPA Method 8141A)

Pace Sample ID: 2602490-02	Client Sample Name: SOUTH BASIN - S CENTRAL, 2/13/2026 9:16:00AM, Client
-----------------------------------	---

Constituent	Result	Units	PQL	MDL	Method	MB Bias	Lab Quals	DCN
Azinphos methyl	ND	ug/L	0.50	0.12	EPA-8141A	ND		1
Bolstar	ND	ug/L	0.20	0.050	EPA-8141A	ND		1
Chlorpyrifos	ND	ug/L	0.20	0.050	EPA-8141A	ND		1
Coumaphos	ND	ug/L	0.50	0.11	EPA-8141A	ND		1
Demeton O/S	ND	ug/L	0.20	0.056	EPA-8141A	ND		1
Diazinon	ND	ug/L	0.20	0.050	EPA-8141A	ND		1
Dichlorvos	ND	ug/L	0.20	0.050	EPA-8141A	ND		1
Disulfoton	ND	ug/L	0.20	0.050	EPA-8141A	ND		1
Ethoprop	ND	ug/L	0.20	0.052	EPA-8141A	ND		1
Fensulfothion	ND	ug/L	0.20	0.051	EPA-8141A	ND		1
Fenthion	ND	ug/L	0.20	0.050	EPA-8141A	ND		1
Merphos	ND	ug/L	0.20	0.050	EPA-8141A	ND		1
Methyl parathion	ND	ug/L	0.20	0.050	EPA-8141A	ND		1
Mevinphos	ND	ug/L	0.20	0.050	EPA-8141A	ND		1
Naled	ND	ug/L	0.50	0.17	EPA-8141A	ND		1
Phorate	ND	ug/L	0.20	0.066	EPA-8141A	ND		1
Ronnel (Fenchlorphos)	ND	ug/L	0.20	0.050	EPA-8141A	ND		1
Stirophos (Tetrachlorvinphos)	ND	ug/L	0.20	0.082	EPA-8141A	ND		1
Tokuthion (Prothiofos)	ND	ug/L	0.20	0.050	EPA-8141A	ND		1
Trichloronate	ND	ug/L	0.20	0.050	EPA-8141A	ND		1
Triphenylphosphate (Surrogate)	45.4	%	50 - 130 (LCL - UCL)		EPA-8141A		S09	1

DCN	Method	Prep Date	Run		Analyst	Instrument	Dilution	QC	
			Date/Time					Batch ID	Prep Method
1	EPA-8141A	02/20/26 11:30	02/26/26	16:48	IJC	GC-18	0.943	B227561	EPA 3510C

DCN = Data Continuation Number

Enthalpy Analytical - Orange
931 West Barkley Avenue
Orange, CA 92868

Reported: 02/27/2026 17:26
Project: Chiquita Canyon Landfill Stormwater
Project Number: EO-553152
Project Manager: David Tripp

Organo-Phosphorus Pesticide Analysis (EPA Method 8141A)

Pace Sample ID: 2602490-03	Client Sample Name: SOUTH BASIN - W CENTRAL, 2/13/2026 11:08:00AM, Client
-----------------------------------	--

Constituent	Result	Units	PQL	MDL	Method	MB Bias	Lab Quals	DCN
Azinphos methyl	ND	ug/L	0.50	0.12	EPA-8141A	ND		1
Bolstar	ND	ug/L	0.20	0.050	EPA-8141A	ND		1
Chlorpyrifos	ND	ug/L	0.20	0.050	EPA-8141A	ND		1
Coumaphos	ND	ug/L	0.50	0.11	EPA-8141A	ND		1
Demeton O/S	ND	ug/L	0.20	0.056	EPA-8141A	ND		1
Diazinon	ND	ug/L	0.20	0.050	EPA-8141A	ND		1
Dichlorvos	ND	ug/L	0.20	0.050	EPA-8141A	ND		1
Disulfoton	ND	ug/L	0.20	0.050	EPA-8141A	ND		1
Ethoprop	ND	ug/L	0.20	0.052	EPA-8141A	ND		1
Fensulfothion	ND	ug/L	0.20	0.051	EPA-8141A	ND		1
Fenthion	ND	ug/L	0.20	0.050	EPA-8141A	ND		1
Merphos	ND	ug/L	0.20	0.050	EPA-8141A	ND		1
Methyl parathion	ND	ug/L	0.20	0.050	EPA-8141A	ND		1
Mevinphos	ND	ug/L	0.20	0.050	EPA-8141A	ND		1
Naled	ND	ug/L	0.50	0.17	EPA-8141A	ND		1
Phorate	ND	ug/L	0.20	0.066	EPA-8141A	ND		1
Ronnel (Fenchlorphos)	ND	ug/L	0.20	0.050	EPA-8141A	ND		1
Stirophos (Tetrachlorvinphos)	ND	ug/L	0.20	0.082	EPA-8141A	ND		1
Tokuthion (Prothiofos)	ND	ug/L	0.20	0.050	EPA-8141A	ND		1
Trichloronate	ND	ug/L	0.20	0.050	EPA-8141A	ND		1
Triphenylphosphate (Surrogate)	66.8	%	50 - 130 (LCL - UCL)		EPA-8141A			1

DCN	Method	Prep Date	Run		Analyst	Instrument	Dilution	QC	
			Date/Time					Batch ID	Prep Method
1	EPA-8141A	02/20/26 11:30	02/26/26	17:18	IJC	GC-18	0.943	B227561	EPA 3510C

DCN = Data Continuation Number

Enthalpy Analytical - Orange
931 West Barkley Avenue
Orange, CA 92868

Reported: 02/27/2026 17:26
Project: Chiquita Canyon Landfill Stormwater
Project Number: EO-553152
Project Manager: David Tripp

Organo-Phosphorus Pesticide Analysis (EPA Method 8141A)

Quality Control Report - Method Blank Analysis

Constituent	QC Sample ID	MB Result	Units	PQL	MDL	Lab Quals	Run #
QC Batch ID: B227561							
Azinphos methyl	B227561-BLK1	ND	ug/L	0.50	0.12		1
Bolstar	B227561-BLK1	ND	ug/L	0.20	0.050		1
Chlorpyrifos	B227561-BLK1	ND	ug/L	0.20	0.050		1
Coumaphos	B227561-BLK1	ND	ug/L	0.50	0.11		1
Demeton O/S	B227561-BLK1	ND	ug/L	0.20	0.056		1
Diazinon	B227561-BLK1	ND	ug/L	0.20	0.050		1
Dichlorvos	B227561-BLK1	ND	ug/L	0.20	0.050		1
Disulfoton	B227561-BLK1	ND	ug/L	0.20	0.050		1
Ethoprop	B227561-BLK1	ND	ug/L	0.20	0.052		1
Fensulfothion	B227561-BLK1	ND	ug/L	0.20	0.051		1
Fenthion	B227561-BLK1	ND	ug/L	0.20	0.050		1
Merphos	B227561-BLK1	ND	ug/L	0.20	0.050		1
Methyl parathion	B227561-BLK1	ND	ug/L	0.20	0.050		1
Mevinphos	B227561-BLK1	ND	ug/L	0.20	0.050		1
Naled	B227561-BLK1	ND	ug/L	0.50	0.17		1
Phorate	B227561-BLK1	ND	ug/L	0.20	0.066		1
Ronnel (Fenchlorphos)	B227561-BLK1	ND	ug/L	0.20	0.050		1
Stirophos (Tetrachlorvinphos)	B227561-BLK1	ND	ug/L	0.20	0.082		1
Tokuthion (Prothiofos)	B227561-BLK1	ND	ug/L	0.20	0.050		1
Trichloronate	B227561-BLK1	ND	ug/L	0.20	0.050		1
Triphenylphosphate (Surrogate)	B227561-BLK1	81.4	%	50 - 130 (LCL - UCL)			1

Run #	QC Sample ID	QC Type	Method	Prep Date	Run		Analyst	Instrument	Dilution
					Date	Time			
1	B227561-BLK1	PB	EPA-8141A	02/20/26	02/26/26	14:50	IJC	GC-18	1

The results in this report apply to the samples analyzed in accordance with the chain of custody document. This analytical report must be reproduced in its entirety.
All results listed in this report are for the exclusive use of the submitting party. Pace Analytical assumes no responsibility for report alteration, separation, detachment or third party interpretation.

Enthalpy Analytical - Orange
931 West Barkley Avenue
Orange, CA 92868

Reported: 02/27/2026 17:26
Project: Chiquita Canyon Landfill Stormwater
Project Number: EO-553152
Project Manager: David Tripp

Organo-Phosphorus Pesticide Analysis (EPA Method 8141A)

Quality Control Report - Laboratory Control Sample

Constituent	QC Sample ID	Type	Result	Spike Level	Units	Percent Recovery	RPD	Control Limits		Lab	Run #
								Percent Recovery	RPD		
QC Batch ID: B227561											
Bolstar	B227561-BS1	LCS	1.7800	2.0000	ug/L	89.0		50 - 130			1
	B227561-BSD1	LCSD	1.8300	2.0000	ug/L	91.5	2.8	50 - 130	30		2
Chlorpyrifos	B227561-BS1	LCS	1.9000	2.0000	ug/L	95.0		60 - 120			1
	B227561-BSD1	LCSD	1.8200	2.0000	ug/L	91.0	4.3	60 - 120	30		2
Diazinon	B227561-BS1	LCS	1.5500	2.0000	ug/L	77.5		60 - 130			1
	B227561-BSD1	LCSD	1.6250	2.0000	ug/L	81.2	4.7	60 - 130	30		2
Methyl parathion	B227561-BS1	LCS	1.8250	2.0000	ug/L	91.2		60 - 120			1
	B227561-BSD1	LCSD	1.8600	2.0000	ug/L	93.0	1.9	60 - 120	30		2
Mevinphos	B227561-BS1	LCS	1.4850	2.0000	ug/L	74.2		50 - 120			1
	B227561-BSD1	LCSD	1.4050	2.0000	ug/L	70.2	5.5	50 - 120	30		2
Ronnel (Fenclorphos)	B227561-BS1	LCS	1.7850	2.0000	ug/L	89.2		50 - 120			1
	B227561-BSD1	LCSD	1.8400	2.0000	ug/L	92.0	3.0	50 - 120	30		2
Stirophos (Tetrachlorvinphos)	B227561-BS1	LCS	2.1250	2.0000	ug/L	106		50 - 120			1
	B227561-BSD1	LCSD	1.9550	2.0000	ug/L	97.8	8.3	50 - 120	30		2
Triphenylphosphate (Surrogate)	B227561-BS1	LCS	2.1100	2.5000	ug/L	84.4		50 - 130			1
	B227561-BSD1	LCSD	2.1200	2.5000	ug/L	84.8	0.5	50 - 130			2

Run #	QC Sample ID	QC Type	Method	Prep Date	Run		Analyst	Instrument	Dilution
					Date	Time			
1	B227561-BS1	LCS	EPA-8141A	02/20/26	02/26/26	15:20	IJC	GC-18	1
2	B227561-BSD1	LCSD	EPA-8141A	02/20/26	02/26/26	15:49	IJC	GC-18	1

The results in this report apply to the samples analyzed in accordance with the chain of custody document. This analytical report must be reproduced in its entirety.
All results listed in this report are for the exclusive use of the submitting party. Pace Analytical assumes no responsibility for report alteration, separation, detachment or third party interpretation.

Enthalpy Analytical - Orange
931 West Barkley Avenue
Orange, CA 92868

Reported: 02/27/2026 17:26
Project: Chiquita Canyon Landfill Stormwater
Project Number: EO-553152
Project Manager: David Tripp

Notes And Definitions

MDL Method Detection Limit
ND Analyte Not Detected
PQL Practical Quantitation Limit
S09 The surrogate recovery for this compound was not within the control limits.

Laboratory Job Number 553152

Subcontracted Products

McCampbell Analytical, Inc.



McC Campbell Analytical, Inc.

"When Quality Counts"

Analytical Report

WorkOrder: 2602B20 **Amended:** 03/13/2026

Revision: 1

Report Created for: Enthalpy Analytical

931 West Barkley Avenue
Orange, CA 92868

Project Contact: David Tripp

Project P.O.: 079649

Project: EO-553152

Project Location:

Project Received: 02/18/2026

Analytical Report reviewed & approved for release on 02/24/2026 by:

Tracy Babjar

Project Manager

The report shall not be reproduced except in full, without the written approval of the laboratory. The analytical results relate only to the items tested. Results reported conform to the most current regulatory standards, where applicable, unless otherwise stated.





Revision History

Client: Enthalpy Analytical
Project: EO-553152

WorkOrder: 2602B20

<u>Date</u>	<u>Revision</u>	<u>Reason</u>
03/13/2026	1	Revised to report 8151 data less dilute.



Glossary of Terms & Qualifier Definitions

Client: Enthalpy Analytical

WorkOrder: 2602B20

Project: EO-553152

Glossary Abbreviation

%D	Serial Dilution Percent Difference
95% Interval	95% Confident Interval
CCV	Continuing Calibration Verification.
CCV REC (%)	The % recovery of Continuing Calibration Verification
DF	Dilution Factor
DI WET	(DISTLC) Waste Extraction Test using DI water
DISS	Dissolved (sample filtered using a 0.45 µm filter size)
DLT	Dilution Test (Serial Dilution)
DUP	Duplicate
EDL	Estimated Detection Limit
ITEF	International Toxicity Equivalence Factor
LCS	Laboratory Control Sample
LCS2	Second LCS for the batch. Spike level is lower than that for the first LCS; applicable to method 1633.
LQL	Lowest Quantitation Level
MB	Method Blank
MB IS/SS % Rec	% Recovery of Internal Standard or Surrogate in Method Blank, if applicable
MB SS % Rec	% Recovery of Surrogate in Method Blank, if applicable
MDL	Method Detection Limit ¹
ML	Minimum Level of Quantitation
MS	Matrix Spike
MSD	Matrix Spike Duplicate
NA	Not Applicable
ND	Not detected at or above the indicated MDL (if present) or RL.
NR	Data Not Reported due to matrix interference or insufficient sample amount.
PDS	Post Digestion Spike
PF	Prep Factor
RD	Relative Difference
RL	Reporting Limit ²
RPD	Relative Percent Difference
RRT	Relative Retention Time
RSD	Relative Standard Deviation
SPK Val	Spike Value
SPKRef Val	Spike Reference Value
SPLP	Synthetic Precipitation Leachate Procedure

¹ MDL is the minimum measured concentration of a substance that can be reported with 99% confidence that the measured concentration is distinguishable from method blank results. Definition and Procedure for the Determination of the Method Detection Limit, Revision 2, 40CFR, Part 136, Appendix B, EPA 821-R-16-006, December 2016. Values are based upon our default extraction volume/amount and are subject to change.

² RL is the lowest level that can be reliably determined within specified limits of precision and accuracy during routine laboratory operating conditions. (The RL cannot be lower than the lowest calibration standard used in the initial calibration of the instrument and must be greater than the MDL.) Values are based upon our default extraction volume/amount and are subject to change.



Glossary of Terms & Qualifier Definitions

Client: Enthalpy Analytical

WorkOrder: 2602B20

Project: EO-553152

TCLP	Toxicity Characteristic Leachate Procedure
TEQ	Toxicity Equivalents
TNTC	"Too Numerous to Count;" greater than 250 colonies observed on the plate.
TPH-Diesel	Sample results for semi-volatile TPH (diesel, kerosene, oil, etc) were calculated using a background subtraction procedure to correct for instrument baseline rise (column bleed) as described in Sec 7.7.2.2 of EPA 8015 B, C.
TZA	TimeZone Net Adjustment for sample collected outside of MAI's Coordinated Universal Time (UTC). (Adjustment for Daylight Saving is not accounted.)
WET (STLC)	Waste Extraction Test (Soluble Threshold Limit Concentration)

Analytical Qualifiers

a3	Sample diluted due to high organic content interfering with quantitative/or qualitative analysis.
b1	Aqueous sample that contains greater than ~1 vol. % sediment



Analytical Report

Client: Enthalpy Analytical
Date Received: 02/18/2026 9:54
Date Prepared: 02/19/2026
Project: EO-553152

WorkOrder: 2602B20
Extraction Method: E8151A
Analytical Method: E8151A
Unit: µg/L

Chlorinated Herbicides by GC-ECD

Client ID	Lab ID	Matrix	Date Collected	Instrument FileID	Batch ID
SOUTH BASIN - NW CORNER	2602B20-001A	Water	02/13/2026 09:03	GC15A 03112626.D	335931

Analytes	Result	MDL	RL	DF	Date Analyzed
Acifluorfen	ND	0.53	1.0	1	03/11/2026 18:25
Bentazon	ND	0.32	1.0	1	03/11/2026 18:25
Chloramben	ND	0.64	1.0	1	03/11/2026 18:25
2,4-D (Dichlorophenoxyacetic acid)	ND	0.079	0.20	1	03/11/2026 18:25
2,4-DB	ND	0.42	1.0	1	03/11/2026 18:25
Dalapon	ND	0.77	1.0	1	03/11/2026 18:25
DCCA (mono & diacid)	ND	0.50	1.0	1	03/11/2026 18:25
Dicamba	ND	0.074	0.20	1	03/11/2026 18:25
3,5-Dichlorobenzoic Acid	ND	0.24	1.0	1	03/11/2026 18:25
Dichloroprop	ND	0.35	1.0	1	03/11/2026 18:25
Dinoseb (DNBP)	ND	0.30	1.0	1	03/11/2026 18:25
MCPA	ND	1.3	2.0	1	03/11/2026 18:25
MCPP	ND	1.2	2.0	1	03/11/2026 18:25
4-Nitrophenol	ND	0.77	1.0	1	03/11/2026 18:25
Pentachlorophenol (PCP)	ND	0.055	0.20	1	03/11/2026 18:25
Picloram	ND	0.38	1.0	1	03/11/2026 18:25
2,4,5-T (Trichlorophenoxy acetic acid)	ND	0.10	0.20	1	03/11/2026 18:25
2,4,5-TP (Silvex)	ND	0.16	0.50	1	03/11/2026 18:25

Surrogates	REC (%)	Limits	DF	Date Analyzed
DCAA	81	60-140	1	03/11/2026 18:25

Analyst(s): DP

Analytical Comments: b1



Analytical Report

Client: Enthalpy Analytical
Date Received: 02/18/2026 9:54
Date Prepared: 02/19/2026
Project: EO-553152

WorkOrder: 2602B20
Extraction Method: E8151A
Analytical Method: E8151A
Unit: µg/L

Chlorinated Herbicides by GC-ECD

Client ID	Lab ID	Matrix	Date Collected	Instrument FileID	Batch ID
SOUTH BASIN - S CENTRAL	2602B20-002A	Water	02/13/2026 09:16	GC15A 03112627.D	335931

Analytes	Result	MDL	RL	DF	Date Analyzed
Acifluorfen	ND	0.53	1.0	1	03/11/2026 18:50
Bentazon	ND	0.32	1.0	1	03/11/2026 18:50
Chloramben	ND	0.64	1.0	1	03/11/2026 18:50
2,4-D (Dichlorophenoxyacetic acid)	ND	0.079	0.20	1	03/11/2026 18:50
2,4-DB	ND	0.42	1.0	1	03/11/2026 18:50
Dalapon	ND	0.77	1.0	1	03/11/2026 18:50
D CPA (mono & diacid)	ND	0.50	1.0	1	03/11/2026 18:50
Dicamba	ND	0.074	0.20	1	03/11/2026 18:50
3,5-Dichlorobenzoic Acid	ND	0.24	1.0	1	03/11/2026 18:50
Dichloroprop	ND	0.35	1.0	1	03/11/2026 18:50
Dinoseb (DNBP)	ND	0.30	1.0	1	03/11/2026 18:50
MCPA	ND	1.3	2.0	1	03/11/2026 18:50
MCPP	ND	1.2	2.0	1	03/11/2026 18:50
4-Nitrophenol	ND	0.77	1.0	1	03/11/2026 18:50
Pentachlorophenol (PCP)	ND	0.055	0.20	1	03/11/2026 18:50
Picloram	ND	0.38	1.0	1	03/11/2026 18:50
2,4,5-T (Trichlorophenoxy acetic acid)	ND	0.10	0.20	1	03/11/2026 18:50
2,4,5-TP (Silvex)	ND	0.16	0.50	1	03/11/2026 18:50

Surrogates	REC (%)	Limits	DF	Date Analyzed
DCAA	99	60-140	1	03/11/2026 18:50

Analyst(s): DP

Analytical Comments: b1



Analytical Report

Client: Enthalpy Analytical
Date Received: 02/18/2026 9:54
Date Prepared: 02/19/2026
Project: EO-553152

WorkOrder: 2602B20
Extraction Method: E8151A
Analytical Method: E8151A
Unit: µg/L

Chlorinated Herbicides by GC-ECD

Client ID	Lab ID	Matrix	Date Collected	Instrument FileID	Batch ID
SOUTH BASIN - W CENTRAL	2602B20-003A	Water	02/13/2026 11:08	GC15A 03112630.D	335931

Analytes	Result	MDL	RL	DF	Date Analyzed
Acifluorfen	ND	0.53	1.0	1	03/11/2026 20:04
Bentazon	ND	0.32	1.0	1	03/11/2026 20:04
Chloramben	ND	0.64	1.0	1	03/11/2026 20:04
2,4-D (Dichlorophenoxyacetic acid)	ND	0.079	0.20	1	03/11/2026 20:04
2,4-DB	ND	0.42	1.0	1	03/11/2026 20:04
Dalapon	ND	0.77	1.0	1	03/11/2026 20:04
D CPA (mono & diacid)	ND	0.50	1.0	1	03/11/2026 20:04
Dicamba	ND	0.074	0.20	1	03/11/2026 20:04
3,5-Dichlorobenzoic Acid	ND	0.24	1.0	1	03/11/2026 20:04
Dichloroprop	ND	0.35	1.0	1	03/11/2026 20:04
Dinoseb (DNBP)	ND	0.30	1.0	1	03/11/2026 20:04
MCPA	ND	1.3	2.0	1	03/11/2026 20:04
MCPP	ND	1.2	2.0	1	03/11/2026 20:04
4-Nitrophenol	ND	0.77	1.0	1	03/11/2026 20:04
Pentachlorophenol (PCP)	ND	0.055	0.20	1	03/11/2026 20:04
Picloram	ND	0.38	1.0	1	03/11/2026 20:04
2,4,5-T (Trichlorophenoxy acetic acid)	ND	0.10	0.20	1	03/11/2026 20:04
2,4,5-TP (Silvex)	ND	0.16	0.50	1	03/11/2026 20:04

Surrogates	REC (%)	Limits	DF	Date Analyzed
DCAA	87	60-140	1	03/11/2026 20:04

Analyst(s): DP

Analytical Comments: b1



Analytical Report

Client: Enthalpy Analytical
Date Received: 02/18/2026 9:54
Date Prepared: 02/19/2026
Project: EO-553152

WorkOrder: 2602B20
Extraction Method: RSK175
Analytical Method: RSK175
Unit: µg/L

Dissolved Carbon Dioxide by RSK 175

Client ID	Lab ID	Matrix	Date Collected	Instrument FileID	Batch ID
SOUTH BASIN - NW CORNER	2602B20-001B	Water	02/13/2026 09:03	GC26 0219260104.D	336048

Analytes	Result	MDL	RL	DF	Date Analyzed
Carbon Dioxide	660	50	50	1	02/19/2026 14:32

Analyst(s): CLO

Analytical Comments: b1

Client ID	Lab ID	Matrix	Date Collected	Instrument FileID	Batch ID
SOUTH BASIN - S CENTRAL	2602B20-002B	Water	02/13/2026 09:16	GC26 0219260105.D	336048

Analytes	Result	MDL	RL	DF	Date Analyzed
Carbon Dioxide	470	50	50	1	02/19/2026 14:58

Analyst(s): CLO

Analytical Comments: b1

Client ID	Lab ID	Matrix	Date Collected	Instrument FileID	Batch ID
SOUTH BASIN - W CENTRAL	2602B20-003B	Water	02/13/2026 11:08	GC26 0219260106.D	336048

Analytes	Result	MDL	RL	DF	Date Analyzed
Carbon Dioxide	460	50	50	1	02/19/2026 15:37

Analyst(s): CLO

Analytical Comments: b1



Quality Control Report

Client: Enthelpy Analytical
Date Prepared: 02/19/2026
Date Analyzed: 02/24/2026
Instrument: GC15A
Matrix: Water
Project: EO-553152

WorkOrder: 2602B20
BatchID: 335931
Extraction Method: E8151A
Analytical Method: E8151A
Unit: µg/L
Sample ID: MB/LCS/LCSD-335931

QC Summary Report for E8151A

Analyte	MB Result	MDL	RL	SPK Val	MB IS/SS %REC	MB IS/SS Limits
Acifluorfen	ND	0.53	1.0	-	-	-
Bentazon	ND	0.32	1.0	-	-	-
Chloramben	ND	0.64	1.0	-	-	-
2,4-D (Dichlorophenoxyacetic acid)	ND	0.079	0.20	-	-	-
2,4-DB	ND	0.42	1.0	-	-	-
Dalapon	ND	0.77	1.0	-	-	-
DCPA (mono & diacid)	ND	0.50	1.0	-	-	-
Dicamba	ND	0.074	0.20	-	-	-
3,5-Dichlorobenzoic Acid	ND	0.24	1.0	-	-	-
Dichloroprop	ND	0.35	1.0	-	-	-
Dinoseb (DNBP)	ND	0.30	1.0	-	-	-
MCPA	ND	1.3	2.0	-	-	-
MCPP	ND	1.2	2.0	-	-	-
4-Nitrophenol	ND	0.77	1.0	-	-	-
Pentachlorophenol (PCP)	ND	0.055	0.20	-	-	-
Picloram	ND	0.38	1.0	-	-	-
2,4,5-T (Trichlorophenoxy acetic acid)	ND	0.10	0.20	-	-	-
2,4,5-TP (Silvex)	ND	0.16	0.50	-	-	-
Surrogate Recovery						
DCAA	8.7			10	87	70-130



Quality Control Report

Client: Enthalpy Analytical
Date Prepared: 02/19/2026
Date Analyzed: 02/24/2026
Instrument: GC15A
Matrix: Water
Project: EO-553152

WorkOrder: 2602B20
BatchID: 335931
Extraction Method: E8151A
Analytical Method: E8151A
Unit: µg/L
Sample ID: MB/LCS/LCSD-335931

QC Summary Report for E8151A

Analyte	LCS Result	LCSD Result	SPK Val	LCS %REC	LCSD %REC	LCS/LCSD Limits	RPD	RPD Limit
Acifluorfen	10	10	10	102	102	70-130	0.562	30
Bentazon	11	11	10	112	112	70-130	0.0788	30
Chloramben	12	11	10	116	114	70-130	2.13	30
2,4-D (Dichlorophenoxyacetic acid)	11	11	10	108	106	70-130	2.32	30
2,4-DB	11	11	10	107	107	70-130	0.228	30
Dalapon	10	10	10	103	100	70-130	3.23	30
DCPA (mono & diacid)	9.6	9.3	10	96	93	70-130	3.06	30
Dicamba	10	10	10	103	102	70-130	1.22	30
3,5-Dichlorobenzoic Acid	10	10	10	100	100	70-130	0.560	30
Dichloroprop	10	9.9	10	103	99	70-130	3.50	30
Dinoseb (DNBP)	10	10	10	102	100	70-130	1.21	30
MCPA	110	100	100	110	102	70-130	6.90	30
MCPP	120	110	100	120	115	70-130	4.52	30
4-Nitrophenol	8.3	8.3	10	83	83	70-130	0.0857	30
Pentachlorophenol (PCP)	10	10	10	102	100	70-130	1.70	30
Picloram	9.9	9.8	10	99	98	70-130	0.520	30
2,4,5-T (Trichlorophenoxy acetic acid)	10	10	10	104	103	70-130	1.10	30
2,4,5-TP (Silvex)	10	10	10	104	102	70-130	1.69	30
Surrogate Recovery								
DCAA	9.9	9.8	10	99	98	70-130	1.11	30



Quality Control Report

Client: Enthalpy Analytical
Date Prepared: 02/19/2026
Date Analyzed: 02/19/2026
Instrument: GC26
Matrix: Water
Project: EO-553152

WorkOrder: 2602B20
BatchID: 336048
Extraction Method: RSK175
Analytical Method: RSK175
Unit: µg/L
Sample ID: MB/LCS/LCSD-336048

QC Summary Report for RSK175

Analyte	MB Result	MDL	RL			
Carbon Dioxide	ND	50	50	-	-	-

Analyte	LCS Result	LCSD Result	SPK Val	LCS %REC	LCSD %REC	LCS/LCSD Limits	RPD	RPD Limit
Carbon Dioxide	150	140	187.2	79	75	70-130	5.55	30



Certified Analyte List

Client: Enthalpy Analytical
Project: EO-553152

WorkOrder: 2602B20

Analyte	Cert 1	Cert 2	Cert 3	Cert 4	Cert 5	Analytical Method	Matrix
2,4,5-T (Trichlorophenoxy acetic acid)	●	●	○	○	○	E8151A	Water
2,4,5-T (Trichlorophenoxy acetic acid)	●	●	○	○	○	E8151A	Water
2,4,5-TP (Silvex)	●	●	○	○	○	E8151A	Water
2,4,5-TP (Silvex)	●	●	○	○	○	E8151A	Water
2,4-D (Dichlorophenoxyacetic acid)	●	●	○	○	○	E8151A	Water
2,4-D (Dichlorophenoxyacetic acid)	●	●	○	○	○	E8151A	Water
2,4-DB	●	●	○	○	○	E8151A	Water
2,4-DB	●	●	○	○	○	E8151A	Water
3,5-Dichlorobenzoic Acid	○	●	○	○	○	E8151A	Water
3,5-Dichlorobenzoic Acid	○	●	○	○	○	E8151A	Water
4-Nitrophenol	●	●	○	○	○	E8151A	Water
4-Nitrophenol	●	●	○	○	○	E8151A	Water
Acifluorfen	○	●	○	○	○	E8151A	Water
Acifluorfen	○	●	○	○	○	E8151A	Water
Bentazon	○	●	○	○	○	E8151A	Water
Bentazon	○	●	○	○	○	E8151A	Water
Chloramben	○	●	○	○	○	E8151A	Water
Chloramben	○	●	○	○	○	E8151A	Water
Dalapon	●	●	○	○	○	E8151A	Water
Dalapon	●	●	○	○	○	E8151A	Water
DCPA (mono & diacid)	○	●	○	○	○	E8151A	Water
DCPA (mono & diacid)	○	●	○	○	○	E8151A	Water
Dicamba	●	●	○	○	○	E8151A	Water
Dicamba	●	●	○	○	○	E8151A	Water
Dichloroprop	●	●	○	○	○	E8151A	Water
Dichloroprop	●	●	○	○	○	E8151A	Water
Dinoseb (DNBP)	●	●	○	○	○	E8151A	Water
Dinoseb (DNBP)	●	●	○	○	○	E8151A	Water
MCPA	●	●	○	○	○	E8151A	Water
MCPA	●	●	○	○	○	E8151A	Water
MCPP	●	●	○	○	○	E8151A	Water
MCPP	●	●	○	○	○	E8151A	Water
Pentachlorophenol (PCP)	●	●	○	○	○	E8151A	Water
Pentachlorophenol (PCP)	●	●	○	○	○	E8151A	Water
Picloram	○	●	○	○	○	E8151A	Water
Picloram	○	●	○	○	○	E8151A	Water

Certifications

Cert 1 CA ELAP 1644
 Cert 2 ORELAP (NELAP) 4033

The Certified Analyte Report lists the compounds for which MAI is accredited at the time of issuance. Although MAI holds multiple accreditations, methods with extensive compound lists may not be fully accredited due to state agency availability.



1534 Willow Pass Rd
Pittsburg, CA 94565-1701
(925) 252-9262

WaterTrax CLIP EDF

CHAIN-OF-CUSTODY RECORD

WorkOrder: 2602B20 **ClientCode:** ENO **QuoteID:** 262776
 EQUiS Dry-Weight Email HardCopy ThirdParty J-flag
 Detection Summary Excel [A1_Standard_QC]

Report to:

David Tripp
Enthalpy Analytical
931 West Barkley Avenue
Orange, CA 92868
657-581-4710 FAX:

Email: david.tripp@enthalpy.com
cc/3rd Party: incomingreports@enthalpy.com;
PO: 079649
Project: EO-553152

Bill to:

Accounts Payable/Enthalpy SoCal
Montrose Environmental Group
PO Box 842165
Boston, MA 02284-2165
003EL_ap@montrose-env.com

Requested TAT:

2 days;

Date Received: 02/18/2026

Date Logged: 02/18/2026

Lab ID	ClientSampID	Matrix	Collection Date	Hold	Requested Tests (See legend below)												
					1	2	3	4	5	6	7	8	9	10	11	12	
2602B20-001	SOUTH BASIN - NW CORNER	Water	2/13/2026 09:03	<input type="checkbox"/>	A	A	B										
2602B20-002	SOUTH BASIN - S CENTRAL	Water	2/13/2026 09:16	<input type="checkbox"/>	A	A	B										
2602B20-003	SOUTH BASIN - W CENTRAL	Water	2/13/2026 11:08	<input type="checkbox"/>	A	A	B										

Test Legend:

1	8151_W	2	PRDisposal Fee	3	RSK175_CO2_W	4	
5		6		7		8	
9		10		11		12	

Project Manager: Jena Alfaro

Prepared by: Emily Perez

Comments:

NOTE: Soil samples are discarded 60 days after receipt unless other arrangements are made (Water samples are 30 days).
Hazardous samples will be returned to client or disposed of at client expense.



WORK ORDER SUMMARY

Client Name: ENTHALPY ANALYTICAL

Project: EO-553152

Work Order: 2602B20

Client Contact: David Tripp

QC Level: LEVEL 2

Contact's Email: david.tripp@enthalpy.com

Comments

Date Logged: 2/18/2026

WaterTrax CLIP EDF Excel EQulS Email HardCopy ThirdParty J-flag

LabID	ClientSampID	Matrix	Test Name	Cont./Comp.	Bottle & Preservative	U**	Head Space	Dry-Weight	Collection Date & Time	TAT	Test Due Date	Sediment Content	Hold	Sub Out
001A	SOUTH BASIN - NW CORNER	Water	E8151A (Chlorinated Herbicides)	1	1LA Narrow Mouth, Unpres	<input type="checkbox"/>	<input type="checkbox"/>	<input type="checkbox"/>	2/13/2026 9:03	2 days	2/20/2026	1%+	<input type="checkbox"/>	<input type="checkbox"/>
001B	SOUTH BASIN - NW CORNER	Water	RSK175 (CO2)	2	VOA, Unpres	<input type="checkbox"/>	<input type="checkbox"/>	<input type="checkbox"/>	2/13/2026 9:03	2 days	2/20/2026	1%+	<input type="checkbox"/>	<input type="checkbox"/>
002A	SOUTH BASIN - S CENTRAL	Water	E8151A (Chlorinated Herbicides)	1	1LA Narrow Mouth, Unpres	<input type="checkbox"/>	<input type="checkbox"/>	<input type="checkbox"/>	2/13/2026 9:16	2 days	2/20/2026	1%+	<input type="checkbox"/>	<input type="checkbox"/>
002B	SOUTH BASIN - S CENTRAL	Water	RSK175 (CO2)	2	VOA, Unpres	<input type="checkbox"/>	<input type="checkbox"/>	<input type="checkbox"/>	2/13/2026 9:16	2 days	2/20/2026	1%+	<input type="checkbox"/>	<input type="checkbox"/>
003A	SOUTH BASIN - W CENTRAL	Water	E8151A (Chlorinated Herbicides)	1	1LA Narrow Mouth, Unpres	<input type="checkbox"/>	<input type="checkbox"/>	<input type="checkbox"/>	2/13/2026 11:08	2 days	2/20/2026	1%+	<input type="checkbox"/>	<input type="checkbox"/>
003B	SOUTH BASIN - W CENTRAL	Water	RSK175 (CO2)	2	VOA, Unpres	<input type="checkbox"/>	<input type="checkbox"/>	<input type="checkbox"/>	2/13/2026 11:08	2 days	2/20/2026	1%+	<input type="checkbox"/>	<input type="checkbox"/>

NOTES: * STLC and TCLP extractions require 2 days to complete; therefore, all TATs begin after the extraction is completed (i.e., One-day TAT yields results in 3 days from sample submission).

- ISM prep requires 5 to 10 days to complete; therefore, all TATs begin after the extraction is completed (i.e., One-day TAT yields results in 6 to 11 days from sample submission). Due date listed on WO summary will not accurately reflect the time needed for sample preparation.

- Organic extracts are held for 40 days before disposal; Inorganic extract are held for 30 days.

- MAI assumes that all material present in the provided sampling container is considered part of the sample - MAI does not exclude any material from the sample prior to sample preparation unless requested in writing by the client.

U** = An unpreserved container was received for a method that suggests a preservation in order to extend hold time for analysis.

Subcontract Laboratory:

 McCampbell Analytical, Inc.
 1534 Willow Pass Rd.
 Pittsburg, CA 94565
 ATTN:
 PO #: Quote ID: 262776

Enthalpy Order: EO-553208

 PM: David Tripp
 Email: david.tripp@enthalpy.com
 CC: incomingreports@enthalpy.com
 Phone: 657-581-4710

 Results Due: Hold time RUSH
 Report Level: II
 Report To: MDL
 EDDs: Standard Excel
 EDD

Notes:

CHIQUITA Stormwater - Hold time rush please, if necessary

Sample ID	Collected	Lab ID	# Cont.	Matrix	Analysis Requested	Comment
OUTLET	16-FEB-2026 12:02	553208-001	1	Water	EPA 8151A Chlorinated Herbicides	
				Water	RSK-175 CO2	

Notes:	Relinquished By:	Received By:
	<i>[Signature]</i>	
	Date: 2-17-26 17:45	Date:
		<i>Emily PC</i>
	Date:	Date: 2/18/26 0954
	Date:	Date:

GIS: 564090452

 20 out
 1 ref



Sample Receipt Checklist

Client Name: **Enthalpy Analytical**
 Project: **EO-553152**

Date and Time Received: **2/18/2026 09:54**
 Date Logged: **2/18/2026**

WorkOrder No: **2602B20** Matrix:
 Carrier: Golden State Overnight

Received by:
 Logged by: **Emily Perez**

Chain of Custody (COC) Information

- | | | | |
|---|---|-----------------------------|-----------------------------|
| Chain of custody present? | Yes <input checked="" type="checkbox"/> | No <input type="checkbox"/> | |
| Chain of custody signed when relinquished and received? | Yes <input checked="" type="checkbox"/> | No <input type="checkbox"/> | |
| Chain of custody agrees with sample labels? | Yes <input checked="" type="checkbox"/> | No <input type="checkbox"/> | |
| Sample IDs noted by Client on COC? | Yes <input checked="" type="checkbox"/> | No <input type="checkbox"/> | |
| Date and Time of collection noted by Client on COC? | Yes <input checked="" type="checkbox"/> | No <input type="checkbox"/> | |
| Sampler's name noted on COC? | Yes <input checked="" type="checkbox"/> | No <input type="checkbox"/> | |
| COC agrees with Quote? | Yes <input checked="" type="checkbox"/> | No <input type="checkbox"/> | NA <input type="checkbox"/> |
| COC quote is active? | Yes <input checked="" type="checkbox"/> | No <input type="checkbox"/> | NA <input type="checkbox"/> |

Sample Receipt Information

- | | | | |
|--|---|-----------------------------|--|
| Custody seals intact on shipping container/cooler? | Yes <input type="checkbox"/> | No <input type="checkbox"/> | NA <input checked="" type="checkbox"/> |
| Custody seals intact on sample bottles? | Yes <input type="checkbox"/> | No <input type="checkbox"/> | NA <input checked="" type="checkbox"/> |
| Shipping container/cooler in good condition? | Yes <input checked="" type="checkbox"/> | No <input type="checkbox"/> | |
| Samples in proper containers/bottles? | Yes <input checked="" type="checkbox"/> | No <input type="checkbox"/> | |
| Sample containers intact? | Yes <input checked="" type="checkbox"/> | No <input type="checkbox"/> | |
| Sufficient sample volume for indicated test? | Yes <input checked="" type="checkbox"/> | No <input type="checkbox"/> | |

Sample Preservation and Hold Time (HT) Information

- | | | | |
|---|---|-----------------------------|-----------------------------|
| All samples received within holding time? | Yes <input checked="" type="checkbox"/> | No <input type="checkbox"/> | NA <input type="checkbox"/> |
| Samples Received on Ice? | Yes <input checked="" type="checkbox"/> | No <input type="checkbox"/> | |

(Ice Type: WET ICE)

- | | | | |
|--|---|-----------------------------|--|
| Sample/Temp Blank temperature | | Temp: 2°C | NA <input type="checkbox"/> |
| ZHS conditional analyses: VOA meets zero headspace requirement (VOCs, TPHg/BTEX, RSK)? | Yes <input checked="" type="checkbox"/> | No <input type="checkbox"/> | NA <input type="checkbox"/> |
| Sample labels checked for correct preservation? | Yes <input checked="" type="checkbox"/> | No <input type="checkbox"/> | |
| pH acceptable upon receipt (Metal: <2)? | Yes <input type="checkbox"/> | No <input type="checkbox"/> | NA <input checked="" type="checkbox"/> |

UCMR Samples:

- | | | | |
|--|------------------------------|-----------------------------|--|
| pH tested and acceptable upon receipt (200.7: ≤2; 533: 6 - 8; 537.1: 6 - 8)? | Yes <input type="checkbox"/> | No <input type="checkbox"/> | NA <input checked="" type="checkbox"/> |
| Free Chlorine tested and acceptable upon receipt (<0.1mg/L) [not applicable to 200.7]? | Yes <input type="checkbox"/> | No <input type="checkbox"/> | NA <input checked="" type="checkbox"/> |

Comments:

Laboratory Job Number 553152

Subcontracted Products

Enthalpy - El Dorado Hills



March 05, 2026

**Enthalpy Analytical - El Dorado Hills
Work Order No. 2602170**

Mr. David Tripp
Enthalpy Analytical
931 W. Barkley Avenue
Orange, CA 92868

Dear Mr. Tripp,

Enclosed are the results for the sample set received at Enthalpy Analytical - EDH on February 18, 2026 under your Project Name 'EO-553152'.

Enthalpy Analytical - EDH is committed to serving you effectively. If you require additional information, please contact me at 916-673-1520 or by email at mark.rein@enthalpy.com.

Thank you for choosing Enthalpy Analytical - EDH as part of your analytical support team.

Sincerely,

A handwritten signature in black ink, appearing to read 'Mark Rein', is displayed within a light grey rectangular box.

Mark Rein
Project Manager

Enthalpy Analytical -EDH certifies that the report herein meets all the requirements set forth by NELAP for those applicable test methods. Results relate only to the samples as received by the laboratory. This report should not be reproduced except in full without the written approval of Enthalpy Analytical -EDH.

Enthalpy Analytical - EDH Work Order No. 2602170

Case Narrative

Sample Condition on Receipt:

Three water samples were received and stored securely in accordance with Enthalpy Analytical - EDH standard operating procedures and EPA methodology. The samples were received in good condition and within the method temperature requirements.

Analytical Notes:

EPA Method 8290A

These samples were extracted and analyzed for 2,3,7,8-TCDD by EPA Method 8290A using a ZB-DIOXIN GC column.

Holding Times

The method holding time criteria were met for these samples.

Quality Control

The Initial Calibration and Continuing Calibration Verifications met the method acceptance criteria.

A Method Blank and Ongoing Precision and Recovery (OPR) sample were extracted and analyzed with the preparation batch. No analytes were detected above the sample quantitation limits in the Method Blank. The OPR recoveries were within the method acceptance criteria.

Labeled standard recoveries for all QC and field samples were within method acceptance criteria.

TABLE OF CONTENTS

Case Narrative.....	1
Table of Contents.....	3
Sample Inventory.....	4
Analytical Results.....	5
Qualifiers.....	11
Certifications.....	12
Sample Receipt.....	13

Sample Inventory Report

Sample ID	Client Sample ID	Sampled	Received	Components/Containers
2602170-01	SOUTH BASIN - NW CORNER	13-Feb-26 09:03	18-Feb-26 10:45	Amber Glass NM Bottle, 1L
2602170-02	SOUTH BASIN - S CENTRAL	13-Feb-26 09:16	18-Feb-26 10:45	Amber Glass NM Bottle, 1L
2602170-03	SOUTH BASIN - W CENTRAL	13-Feb-26 11:08	18-Feb-26 10:45	Amber Glass NM Bottle, 1L

ANALYTICAL RESULTS

Sample ID: Method Blank
EPA Method 8290A

Client Data		Laboratory Data				
Name:	Enthalpy Analytical	Lab Sample:	B26B311-BLK1		Date Extracted:	26-Feb-26
Project:	EO-553152	QC Batch:	B26B311		Sample Size:	0.500 L
Matrix:	Aqueous			Column:	ZB-DIOXIN	

Analyte	Conc. (pg/L)	MDL	RL	Qualifiers	Analyzed	Dilution
2,3,7,8-TCDD	ND	3.56	10.0		03-Mar-26 00:00	1
Labeled Standards	Type	% Recovery	Limits	Qualifiers	Analyzed	Dilution
13C-2,3,7,8-TCDD	IS	85.0	40 - 135		03-Mar-26 00:00	1
37Cl-2,3,7,8-TCDD	CRS	90.1	40 - 135		03-Mar-26 00:00	1

MDL - Method Detection Limit

RL - Reporting limit

Results reported to MDL.

Sample ID: OPR
EPA Method 8290A

Client Data		Laboratory Data			
Name:	Enthalpy Analytical	Lab Sample:	B26B311-BS1		
Project:	EO-553152	QC Batch:	B26B311	Date Extracted:	26-Feb-26 04:13
Matrix:	Aqueous	Sample Size:	0.500 L	Column:	ZB-DIOXIN

Analyte	Amt Found (pg/L)	Spike Amt	% Recovery	Limits	Qualifiers	Analyzed	Dilution
2,3,7,8-TCDD	377	400	94.3	70 - 130		27-Feb-26 10:36	1
Labeled Standards	Type		% Recovery	Limits	Qualifiers	Analyzed	Dilution
13C-2,3,7,8-TCDD	IS		69.7	40 - 135		27-Feb-26 10:36	1
37Cl-2,3,7,8-TCDD	CRS		70.2	40 - 135		27-Feb-26 10:36	1

Sample ID: SOUTH BASIN - NW CORNER
EPA Method 8290A

Client Data		Laboratory Data				
Name:	Enthalpy Analytical	Lab Sample:	2602170-01	Date Received:	18-Feb-26 10:45	
Project:	EO-553152	QC Batch:	B26B311	Date Extracted:	26-Feb-26	
Matrix:	Water	Sample Size:	0.502 L	Column:	ZB-DIOXIN	
Date Collected:	13-Feb-26 09:03					

Analyte	Conc. (pg/L)	MDL	RL	Qualifiers	Analyzed	Dilution
2,3,7,8-TCDD	ND	3.55	9.96		04-Mar-26 02:07	1
Labeled Standards	Type	% Recovery	Limits	Qualifiers	Analyzed	Dilution
13C-2,3,7,8-TCDD	IS	66.1	40 - 135		04-Mar-26 02:07	1
37Cl-2,3,7,8-TCDD	CRS	64.7	40 - 135		04-Mar-26 02:07	1

MDL - Method Detection Limit

RL - Reporting limit

Results reported to MDL.

Sample ID: SOUTH BASIN - S CENTRAL
EPA Method 8290A

Client Data		Laboratory Data			
Name:	Enthalpy Analytical	Lab Sample:	2602170-02	Date Received:	18-Feb-26 10:45
Project:	EO-553152	QC Batch:	B26B311	Date Extracted:	26-Feb-26
Matrix:	Water	Sample Size:	0.501 L	Column:	ZB-DIOXIN
Date Collected:	13-Feb-26 09:16				

Analyte	Conc. (pg/L)	MDL	RL	Qualifiers	Analyzed	Dilution
2,3,7,8-TCDD	ND	3.55	9.98		04-Mar-26 02:52	1
Labeled Standards	Type	% Recovery	Limits	Qualifiers	Analyzed	Dilution
13C-2,3,7,8-TCDD	IS	63.6	40 - 135		04-Mar-26 02:52	1
37Cl-2,3,7,8-TCDD	CRS	63.1	40 - 135		04-Mar-26 02:52	1

MDL - Method Detection Limit

RL - Reporting limit

Results reported to MDL.

Sample ID: SOUTH BASIN - W CENTRAL
EPA Method 8290A

Client Data		Laboratory Data				
Name:	Enthalpy Analytical	Lab Sample:	2602170-03	Date Received:	18-Feb-26 10:45	
Project:	EO-553152	QC Batch:	B26B311	Date Extracted:	26-Feb-26	
Matrix:	Water	Sample Size:	0.502 L	Column:	ZB-DIOXIN	
Date Collected:	13-Feb-26 11:08					

Analyte	Conc. (pg/L)	MDL	RL	Qualifiers	Analyzed	Dilution
2,3,7,8-TCDD	ND	3.55	9.97		04-Mar-26 03:38	1
Labeled Standards	Type	% Recovery	Limits	Qualifiers	Analyzed	Dilution
13C-2,3,7,8-TCDD	IS	66.5	40 - 135		04-Mar-26 03:38	1
37Cl-2,3,7,8-TCDD	CRS	64.8	40 - 135		04-Mar-26 03:38	1

MDL - Method Detection Limit

RL - Reporting limit

Results reported to MDL.

DATA QUALIFIERS & ABBREVIATIONS

B	Compound was also detected in the method blank
Conc.	Concentration
CRS	Cleanup Recovery Standard
D	Dilution
DL	Detection Limit
E	Concentration exceeded the calibration range
EDL	Estimated Detection Limit
EMPC	Estimated Maximum Possible Concentration
H	Recovery and/or RPD was outside laboratory acceptance limits
I	Chemical Interference
IS	Internal Standard
J	Estimated Concentration below the Reporting Limit/LOQ
LOD	Limit of Detection
LOQ	Limit of Quantitation
MDL	Method Detection Limit
NA	Not Applicable
ND	Not Detected
OPR	Ongoing Precision and Recovery sample
P	Concentration may include contribution from chlorinated diphenyl ether(s).
Q	Ion transition ratio is outside of the acceptance criteria.
RL	Reporting Limit (MRL)
TEQ	Toxic Equivalency, sum of the toxic equivalency factors (TEF) multiplied by the sample concentrations.
TEQMax	TEQ calculated using the detection limit as the concentration for non-detects
TEQMin	TEQ calculated using zero as the concentration for non-detects
TEQRisk	TEQ calculated using ½ the detection limit as the concentration for non-detects
U	Not Detected (specific projects only)
*	See Cover Letter

Unless otherwise noted, solid sample results are reported in dry weight. Tissue samples are reported in wet weight.

Enthalpy Analytical - EDH Certifications

Accrediting Authority	Certificate Number
Alaska Department of Environmental Conservation	17-013
California Department of Health – ELAP	2892
DoD ELAP - A2LA Accredited - ISO/IEC 17025	3091.01
Florida Department of Health	E87777
Louisiana Department of Environmental Quality	01977
Maine Department of Health	2020018
Michigan Department of Environmental Quality	9932
Minnesota Department of Health	2211390
Nevada Division of Environmental Protection	CA00413
New Hampshire Environmental Accreditation Program	207721
New Jersey Department of Environmental Protection	CA003
New York Department of Health	11411
Ohio Environmental Protection Agency	87778
Oregon Laboratory Accreditation Program	4042-021
Texas Commission on Environmental Quality	T104704189-22-13
Vermont Department of Health	VT-4042
Virginia Department of General Services	11276
Washington Department of Ecology	C584
Wisconsin Department of Natural Resources	998036160

Current certificates and lists of licensed parameters can be found at Enthalpy.com/Resources/Accreditations.

Subcontract Laboratory:

 Enthalpy - El Dorado Hills
 1104 Windfield Way
 El Dorado Hills, CA 95762
 ATTN: Mark Rein
 PO #: Required, to be sent via email

Enthalpy Order: EO-553152

 PM: David Tripp
 Email: david.tripp@enthalpy.com
 CC: incomingreports@enthalpy.com
 Phone: 657-581-4710

Results Due: Standard TAT (15wd TAT)

Report Level: II

2602170
4.6°C

Report To: MDL

EDDs: BLDR:Enthalpy (the normal EDD you send to Orange)

Notes:

CHIQUITA Stormwater - 15wd TAT or less if at all possible. No decanting.

Sample ID	Collected	Lab ID	# Cont.	Matrix	Analysis Requested	Comment
SOUTH BASIN - NW CORNER	13-FEB-2026 09:03	553152-001	1	Water	EPA 8290 - 2,3,7,8-TCDD Only	
SOUTH BASIN - S CENTRAL	13-FEB-2026 09:16	553152-002	1	Water	EPA 8290 - 2,3,7,8-TCDD Only	
SOUTH BASIN - W CENTRAL	13-FEB-2026 11:08	553152-003	1	Water	EPA 8290 - 2,3,7,8-TCDD Only	

Notes:	Relinquished By:	Received By:
	<i>[Signature]</i>	<i>Kelia Wadsworth</i>
	Date: <i>2-17-26 16:56</i>	Date: <i>02/18/26 1045</i>
	Date:	Date:
	Date:	Date:

CoC/Label Reconciliation Report WO# 2602170

LabNumber	CoC Sample ID	Sample Alias	Sample Date/Time	Container	BaseMatrix	Sample Comments
2602170-01	A SOUTH BASIN - NW CORNER	553152-001	13-Feb-26 09:03	Amber Glass NM Bottle, 1L	Aqueous	
2602170-02	A SOUTH BASIN - S CENTRAL	553152-002	13-Feb-26 09:16	Amber Glass NM Bottle, 1L	Aqueous	
2602170-03	A SOUTH BASIN - W CENTRAL	553152-003	13-Feb-26 11:08	Amber Glass NM Bottle, 1L	Aqueous	

Checkmarks indicate that information on the COC reconciled with the sample label.
Any discrepancies are noted in the following columns.

CONDITION	Yes	No	NA
Sample Container Intact?	✓		
Sample Container(s) Custody Seals Intact?			✓
Custody Seals On Cooler Intact?			✓
Adequate Sample Volume?	✓		
Container Type Appropriate for Analysis(es)?	✓		

Comments: (A) No Backup Volume

Preservation Documented: Na2S2O3 Trizma NH4CH3CO2 None
All Other

Verified by/Date: KAW 02/18/26
XAO 02/18/26

ATTACHMENT E

From: Sarah Phillips <Sarah.Phillips@WasteConnections.com>
Sent: Sunday, February 15, 2026 9:59 PM
To: Vitale, Pavlova@Waterboards; Casas, Enrique@Waterboards
Cc: Matt Breuer; 'emorofuji@ph.lacounty.gov'
Subject: Re: Seep in the South Basin
Attachments: 553108_RPTS.pdf; 553152_RPTS.pdf

Pavlova,

We are emailing with updates about the seep identified on Thursday, February 12, 2026, at the toe of the western slope. As of February 13, 2026, the seep has stopped and Chiquita has fully cleaned the stormwater channel and south basin. Chiquita installed additional infrastructure to prevent leachate and stormwater from commingling, is actively monitoring the area of the seep, and is prepared to immediately remove additional liquids, should the seep reappear during the upcoming rain events. Chiquita is providing this notification in the spirit of transparency and coordination to ensure that the Water Board is kept abreast of our actions to mitigate any potential impacts from the seep.

On February 12, 2026, a small visible sheen of dark liquid, approximately 10 feet by 15 feet in area, was observed in Stage 1 of the South Sedimentation Basin. Chiquita promptly deployed a vacuum truck and removed the leachate along with additional stormwater present within the vicinity of the inlet. We estimate 20-40 gallons of leachate entered Stage 1 of the basin. In total, approximately 3,360 gallons of liquid were removed, consisting primarily of stormwater in addition to the estimated volume of leachate. As part of its cleanup efforts, Chiquita also pressure-washed the stormwater channel and culvert leading to the South Sedimentation Basin and removed the wash water by vacuum truck.

Upon discovery of the seep, and as previously reported, Chiquita immediately blocked the inlet to Stage 1 of the South Sedimentation Basin and placed soil check dams within the stormwater channel to stop the seep from traveling to the basin. To contain the seep, Chiquita dug a containment area at the source of the seep at the western toe to collect the liquid. This containment area is approximately 40 feet in length and has an estimated capacity of approximately 300 gallons. Since February 13, 2026, no active flow has been observed, and no liquid has accumulated in the containment area. Chiquita is monitoring the containment area and is prepared to remove liquids using a vacuum truck in the event they reappear during the upcoming, predicted rain event. Further, rock has been added to the access road to ensure reliable access during wet conditions caused by the predicted rain event.

On February 12, 2026, during the seep event, we collected a sample of the seep from the western inlet to Stage 1 of the South Sedimentation Basin. The final report for this sample is attached. Results show that the seep was non-detect for benzene.

Following cleanup of the basin, as described above, we took three samples from the basin. One sample was taken from Stage 1 of the basin next to the western inlet. Samples were also taken from further south and along the western portion of Stage 1 of the basin (near where the north pond overflows into the south pond), and from Stage 2 of the south basin near the stand pipes. The results of this sampling are attached for your review.

While the report is preliminary, the data for the methods presented are QC'ed and will not change with the final report, which will include additional methods that take longer to run. Analytical results are consistent with stormwater and confirm visual observations that all leachate was removed from the south basin.

The laboratory is still reviewing the Amended Investigative Order and its list of reporting limits (“RLs”). We understand that some of the RLs in the attached analytical results do not meet the RLs set this week by the Amended IO. While the lab may be able to meet such RLs for different types of media, it cannot at this time for stormwater. The lab is working to understand if it can recalibrate equipment to meet these RLs moving forward. We are also reaching out to other labs in the area to determine whether they can meet these RL requirements for stormwater samples. The lab was able to run these stormwater samples without dilution, but we understand that may be a concern for labs depending on the amount of particles suspended in the stormwater.

We believe that the basin sampling results confirm that we successfully removed all leachate from the south basin. Although the results indicate that we may remove the plugs in the south basin standpipes, we have not yet done so. Given the estimated rainfall, it is likely that with the plugs in place, the water in the basin will overtop the emergency spillway as designed and described in the facility’s SWPPP. If that occurs, we will sample the discharge, consistent with our obligations under the IO.

As stated above, the area of the seep will remain under constant observation throughout the predicted rain event to ensure prompt removal of leachate should the seep reappear. We will continue to keep you apprised of any major developments.

Thank you,

Sarah

Sarah Phillips
248.930.2779



From: Sarah Phillips <Sarah.Phillips@WasteConnections.com>
Sent: Thursday, February 12, 2026 9:08 PM
To: Vitale, Pavlova@Waterboards <Pavlova.Vitale@waterboards.ca.gov>; Casas, Enrique@Waterboards <Enrique.Casas@waterboards.ca.gov>
Cc: Matt Breuer <Matthew.Breuer@WasteConnections.com>; 'emorofuji@ph.lacounty.gov' <emorofuji@ph.lacounty.gov>
Subject: Re: Seep in the South Basin

Pavlova – We are actively investigating this event, including calculating the total estimated volume of liquid that reached the basin. However, we think the total volume was minimal; the trickle was so low that it was difficult to even collect a sample. We will follow up with the estimate volume as soon as possible. Thank you for your continued patience.

Sarah Phillips
248.930.2779



From: Vitale, Pavlova@Waterboards <Pavlova.Vitale@waterboards.ca.gov>
Sent: Thursday, February 12, 2026 8:38 PM
To: Sarah Phillips <Sarah.Phillips@WasteConnections.com>; Casas, Enrique@Waterboards <Enrique.Casas@waterboards.ca.gov>
Cc: Matt Breuer <Matthew.Breuer@WasteConnections.com>; 'emorofuji@ph.lacounty.gov' <emorofuji@ph.lacounty.gov>
Subject: Re: Seep in the South Basin

How much of the deep entered the stage 1 of the south basin?

Get [Outlook for iOS](#)

From: Sarah Phillips <Sarah.Phillips@WasteConnections.com>
Sent: Thursday, February 12, 2026 7:36:37 PM
To: Casas, Enrique@Waterboards <Enrique.Casas@waterboards.ca.gov>; Vitale, Pavlova@Waterboards <Pavlova.Vitale@waterboards.ca.gov>
Cc: Matt Breuer <Matthew.Breuer@WasteConnections.com>; 'emorofuji@ph.lacounty.gov' <emorofuji@ph.lacounty.gov>
Subject: Seep in the South Basin

Caution: External Email. Use caution when clicking links or opening attachments. When in doubt, contact DIT or use the Phish Alert Button.

Good evening,

On February 12, 2026, at approximately 8:00 a.m., Chiquita discovered that a seep coming from the west side of the landfill had reached the stormwater channel and entered Stage 1 of the South Sedimentation Basin. Stage 2 of the basin was slowly discharging when liquid from the seep entered Stage 1 of the basin, but there is no indication that the seep liquid—which was observed as a light trickle—traveled into Stage 2. Upon discovery, Chiquita placed a dam to prevent further seep liquid from entering the stormwater channel, thereby containing the seep at its source. Chiquita also placed a dam at the inlet where liquid was entering Stage 1 of the basin to prevent additional liquid from entering the basin. As part of the cleanup efforts, Chiquita dispatched a vacuum truck to the South Sedimentation Basin to remove all visible indications of the seep from the Stage 1 basin. Chiquita has also pressure-washed the stormwater channel while applying vacuum to ensure the proper collection of all wash water. This event and the cleanup are ongoing and additional details regarding the seep will be provided in the 7-day report.

Sarah Phillips

248.930.2779

Waste Connections



Enthalpy Analytical Report

Lab #: 553108 Client: CTEH Chiquita Canyon Landfill - PROJ-037507	Project#: WC CHIQUITACANYON LF Location: Waste Connections Chiquita Canyon ...
Field ID: CACA260212Z-WESTERN-INLET Lab ID: 553108-001 Matrix: Water DF: 50.00	Batch#: 395301 Sampled: 02/12/26 Received: 02/13/26 Analyzed: 02/13/26
	Prep: EPA 5030B Analysis: EPA 8260B Analyst: LYZ

553108-001 Analyte	Result	RL	MDL	Units
Vinyl Chloride	ND	0.3	0.007	mg/L
1,1-Dichloroethene	ND	0.3	0.006	mg/L
2-Butanone	0.3 J	5.0	0.05	mg/L
Chloroform	ND	0.3	0.003	mg/L
Carbon Tetrachloride	ND	0.3	0.003	mg/L
1,2-Dichloroethane	ND	0.3	0.005	mg/L
Benzene	ND	0.3	0.004	mg/L
Trichloroethene	ND	0.3	0.002	mg/L
Tetrachloroethene	ND	0.3	0.004	mg/L
Chlorobenzene	ND	0.3	0.002	mg/L
1,4-Dichlorobenzene	ND	0.3	0.004	mg/L

553108-001 Surrogate	%REC	Limits
Dibromofluoromethane	101	70-130
1,2-Dichloroethane-d4	102	70-130
Toluene-d8	93	70-130
Bromofluorobenzene	104	70-130

Legend
J: Estimated value
MDL: Method Detection Limit
ND: Not Detected at or above MDL
RL: Reporting Limit

DRAFT

Enthalpy Analytical Report

Lab #: 553108 Client: CTEH Chiquita Canyon Landfill - PROJ-037507	Project#: WC CHIQUITACANYON LF Location: Waste Connections Chiquita Canyon ...
Field ID: CACA260212Z-WESTERN-INLET Lab ID: 553108-001 Matrix: Water DF: 1.923	Batch#: 395350 Sampled: 02/12/26 Received: 02/13/26 Prepared: 02/13/26
	Analyzed: 02/14/26 Prep: EPA 3510C Analysis: EPA 8270E Analyst: TJW

553108-001 Analyte	Result	RL	MDL	Units
Pyridine	0.011 J	0.019	0.0054	mg/L
2-Methylphenol	0.017 J	0.019	0.0062	mg/L
3,4-Methylphenol	1.2 E	0.019	0.0058	mg/L
Hexachloroethane	ND	0.019	0.0058	mg/L
Nitrobenzene	ND	0.048	0.016	mg/L
Hexachlorobutadiene	ND	0.019	0.0043	mg/L
2,4,6-Trichlorophenol	ND	0.019	0.0078	mg/L
2,4,5-Trichlorophenol	ND	0.019	0.0071	mg/L
2,4-Dinitrotoluene	ND	0.019	0.0082	mg/L
Hexachlorobenzene	ND	0.019	0.0058	mg/L
Pentachlorophenol	ND	0.048	0.011	mg/L

553108-001 Surrogate	%REC	Limits
2-Fluorophenol	52	15-120
Phenol-d6	93	15-120
2,4,6-Tribromophenol	78	15-140
Nitrobenzene-d5	125 *	15-123
2-Fluorobiphenyl	54	15-120
Terphenyl-d14	77	15-120

Legend

*: Value is outside QC limits

E: Response exceeds instrument's linear range

J: Estimated value

MDL: Method Detection Limit

ND: Not Detected at or above MDL

RL: Reporting Limit

DRAFT

California Title 22 Metals

Lab #: 553108

Project#: WC CHIQUITACANYON LF

Client: CTEH Chiquita Canyon Landfill - PROJ-037507

Location: Waste Connections Chiquita Canyon
 ...

Field ID: CACA260212Z-WESTERN-INLET

Sampled: 02/12/26

Analyzed: 02/13/26

Lab ID: 553108-001

Received: 02/13/26

Matrix: Water

Prepared: 02/13/26

553108-001 Analyte	Result	RL	MDL	Units	DF	Batch#	Prep	Analysis	Analyst
Antimony	ND	0.30	0.078	mg/L	10.00	395311	EPA 3015A	EPA 6010B	SBW
Arsenic	0.082 J	0.10	0.064	mg/L	10.00	395311	EPA 3015A	EPA 6010B	SBW
Barium	0.98	0.10	0.0044	mg/L	10.00	395311	EPA 3015A	EPA 6010B	SBW
Beryllium	ND	0.050	0.0034	mg/L	10.00	395311	EPA 3015A	EPA 6010B	SBW
Cadmium	ND	0.050	0.0021	mg/L	10.00	395311	EPA 3015A	EPA 6010B	SBW
Chromium	0.078 J	0.10	0.0085	mg/L	10.00	395311	EPA 3015A	EPA 6010B	SBW
Cobalt	0.014 J	0.050	0.0034	mg/L	10.00	395311	EPA 3015A	EPA 6010B	SBW
Copper	ND	0.10	0.021	mg/L	10.00	395311	EPA 3015A	EPA 6010B	SBW
Lead	ND	0.10	0.022	mg/L	10.00	395311	EPA 3015A	EPA 6010B	SBW
Mercury	ND	0.080	0.018	mg/L	200.0	395295	EPA 7470A	EPA 7470A	MLL
Molybdenum	ND	0.10	0.023	mg/L	10.00	395311	EPA 3015A	EPA 6010B	SBW
Nickel	0.016 J	0.10	0.012	mg/L	10.00	395311	EPA 3015A	EPA 6010B	SBW
Selenium	ND	0.30	0.051	mg/L	10.00	395311	EPA 3015A	EPA 6010B	SBW
Silver	0.013 J	0.050	0.0070	mg/L	10.00	395311	EPA 3015A	EPA 6010B	SBW
Thallium	ND	0.30	0.036	mg/L	10.00	395311	EPA 3015A	EPA 6010B	SBW
Vanadium	0.048 J	0.10	0.013	mg/L	10.00	395311	EPA 3015A	EPA 6010B	SBW
Zinc	0.13 J	0.50	0.021	mg/L	10.00	395311	EPA 3015A	EPA 6010B	SBW

Legend

J: Estimated value

MDL: Method Detection Limit

ND: Not Detected at or above MDL

RL: Reporting Limit

Closed-Cup Ignitability (Flashpoint)

Lab #: 553108 Client: CTEH Chiquita Canyon Landfill - PROJ-037507	Project#: WC CHIQUITACANYON LF Location: Waste Connections Chiquita Canyon ...
Field ID: CACA260212Z-WESTERN-INLET Lab ID: 553108-001 Matrix: Water DF: 1.000	Batch#: 395374 Sampled: 02/12/26 Received: 02/13/26 Analyzed: 02/14/26
	Prep: Analysis: EPA 1010 Analyst: ARM

553108-001 Analyte	Result	Units
Flash Point	>203	deg F

pH of Aqueous and non-Aqueous Samples

Lab #: 553108 Client: CTEH Chiquita Canyon Landfill - PROJ-037507	Project#: WC CHIQUITACANYON LF Location: Waste Connections Chiquita Canyon ...
Field ID: CACA260212Z-WESTERN-INLET Lab ID: 553108-001 Matrix: Water DF: 1.000	Batch#: 395378 Sampled: 02/12/26 Received: 02/13/26 Analyzed: 02/14/26
	Prep: Analysis: EPA 9040B Analyst: ARM

553108-001 Analyte	Result	RL	Units	Qual
pH	6.93		SU	H
Temperature	20.40	1.00	deg C	H

Legend

H: Holding time was exceeded
 RL: Reporting Limit

Purgeable Organics by GC/MS

Lab #: 553152	Project#: CCLF STORMWATER	
Client: Waste Connections	Location: Stormwater Outlet	
Field ID: SOUTH BASIN - NW CORNER	Batch#: 395299	Prep: EPA 5030B
Lab ID: 553152-001	Sampled: 02/13/26	Analysis: EPA 8260B
Matrix: Water	Received: 02/13/26	Analyst: LYZ
DF: 1.000	Analyzed: 02/13/26	

553152-001 Analyte	Result	RL	MDL	Units
Carbon Disulfide	ND	5.0	0.2	ug/L
Chloroprene	ND	200	0.4	ug/L
3-Chloropropene	ND	5.0	0.3	ug/L
Ethyl methacrylate	ND	50	2.1	ug/L
Ethanol	ND	500	110	ug/L
2-Hexanone	ND	5.0	1.1	ug/L
Isopropanol (IPA)	ND	200	52	ug/L
Methyl acrylonitrile	ND	35	3.7	ug/L
Vinyl Acetate	ND	50	15	ug/L
Acrolein	ND	200	2.7	ug/L
Acrylonitrile	ND	10	0.7	ug/L
Freon 12	ND	5.0	0.1	ug/L
Chloromethane	ND	5.0	0.2	ug/L
Vinyl Chloride	ND	5.0	0.1	ug/L
Bromomethane	ND	5.0	0.2	ug/L
Chloroethane	ND	5.0	0.1	ug/L
Trichlorofluoromethane	ND	5.0	0.06	ug/L
Iodomethane	ND	5.0		ug/L
Acetone	ND	100	5.0	ug/L
Freon 113	ND	5.0	0.1	ug/L
1,1-Dichloroethene	ND	5.0	0.08	ug/L
Methylene Chloride	ND	10	0.2	ug/L
MTBE	ND	5.0	0.09	ug/L
trans-1,2-Dichloroethene	ND	5.0	0.1	ug/L
1,1-Dichloroethane	ND	5.0	0.1	ug/L
2-Butanone	2.0 J	10	1.5	ug/L
cis-1,2-Dichloroethene	ND	5.0	0.09	ug/L
2,2-Dichloropropane	ND	5.0	0.1	ug/L
Chloroform	ND	5.0	0.08	ug/L
Bromochloromethane	ND	5.0	0.2	ug/L
1,1,1-Trichloroethane	ND	5.0	0.09	ug/L
1,1-Dichloropropene	ND	5.0	0.08	ug/L
Carbon Tetrachloride	ND	5.0	0.06	ug/L
1,2-Dichloroethane	ND	5.0	0.1	ug/L
Benzene	0.1 J	1.0	0.1	ug/L
Trichloroethene	ND	5.0	0.1	ug/L
1,2-Dichloropropane	ND	5.0	0.1	ug/L
Bromodichloromethane	ND	5.0	0.09	ug/L
Dibromomethane	ND	5.0	0.1	ug/L
4-Methyl-2-Pentanone	ND	5.0	1.0	ug/L
cis-1,3-Dichloropropene	ND	5.0	0.3	ug/L
Toluene	ND	5.0	0.2	ug/L
trans-1,3-Dichloropropene	ND	5.0	0.3	ug/L
1,1,2-Trichloroethane	ND	5.0	0.2	ug/L
1,3-Dichloropropane	ND	5.0	0.1	ug/L
Tetrachloroethene	ND	5.0	0.1	ug/L

Purgeable Organics by GC/MS

Lab #: 553152

Project#: CCLF STORMWATER

Client: Waste Connections

Location: Stormwater Outlet

553152-001 Analyte	Result	RL	MDL	Units
Dibromochloromethane	ND	5.0	0.08	ug/L
1,2-Dibromoethane	ND	5.0	0.2	ug/L
Chlorobenzene	ND	5.0	0.1	ug/L
1,1,1,2-Tetrachloroethane	ND	5.0	0.08	ug/L
Ethylbenzene	ND	5.0	0.09	ug/L
m,p-Xylenes	ND	5.0	0.2	ug/L
o-Xylene	ND	5.0	0.1	ug/L
Styrene	ND	5.0	0.08	ug/L
Bromoform	ND	5.0	0.08	ug/L
Isopropylbenzene	ND	5.0	0.1	ug/L
1,1,2,2-Tetrachloroethane	ND	5.0	0.2	ug/L
1,2,3-Trichloropropane	ND	5.0	0.2	ug/L
Propylbenzene	ND	5.0	0.1	ug/L
Bromobenzene	ND	5.0	0.09	ug/L
1,3,5-Trimethylbenzene	ND	5.0	0.1	ug/L
2-Chlorotoluene	ND	5.0	0.1	ug/L
4-Chlorotoluene	ND	5.0	0.1	ug/L
tert-Butylbenzene	ND	5.0	0.1	ug/L
1,2,4-Trimethylbenzene	ND	5.0	0.1	ug/L
sec-Butylbenzene	ND	5.0	0.1	ug/L
para-Isopropyl Toluene	ND	5.0	0.1	ug/L
1,3-Dichlorobenzene	ND	5.0	0.1	ug/L
1,4-Dichlorobenzene	ND	5.0	0.2	ug/L
n-Butylbenzene	ND	5.0	0.1	ug/L
1,2-Dichlorobenzene	ND	5.0	0.09	ug/L
1,2-Dibromo-3-Chloropropane	ND	5.0	0.5	ug/L
1,2,4-Trichlorobenzene	ND	5.0	0.2	ug/L
Hexachlorobutadiene	ND	5.0	0.2	ug/L
1,2,3-Trichlorobenzene	ND	5.0	0.1	ug/L
cis-1,4-Dichloro-2-butene	ND	5.0	0.4	ug/L
trans-1,4-Dichloro-2-butene	ND	5.0	0.4	ug/L
Xylene (total)	ND	5.0		ug/L

553152-001 Surrogate	%REC	Limits
Dibromofluoromethane	129	70-130
1,2-Dichloroethane-d4	110	70-130
Toluene-d8	98	70-130
Bromofluorobenzene	95	70-130

Legend

J: Estimated value

MDL: Method Detection Limit

ND: Not Detected

RL: Reporting Limit

Purgeable Organics by GC/MS

Lab #: 553152	Project#: CCLF STORMWATER	
Client: Waste Connections	Location: Stormwater Outlet	
Field ID: SOUTH BASIN - S CENTRAL	Batch#: 395299	Prep: EPA 5030B
Lab ID: 553152-002	Sampled: 02/13/26	Analysis: EPA 8260B
Matrix: Water	Received: 02/13/26	Analyst: LYZ
DF: 1.000	Analyzed: 02/13/26	

553152-002 Analyte	Result	RL	MDL	Units
Carbon Disulfide	ND	5.0	0.2	ug/L
Chloroprene	ND	200	0.4	ug/L
3-Chloropropene	ND	5.0	0.3	ug/L
Ethyl methacrylate	ND	50	2.1	ug/L
Ethanol	ND	500	110	ug/L
2-Hexanone	ND	5.0	1.1	ug/L
Isopropanol (IPA)	ND	200	52	ug/L
Methyl acrylonitrile	ND	35	3.7	ug/L
Vinyl Acetate	ND	50	15	ug/L
Acrolein	ND	200	2.7	ug/L
Acrylonitrile	ND	10	0.7	ug/L
Freon 12	ND	5.0	0.1	ug/L
Chloromethane	ND	5.0	0.2	ug/L
Vinyl Chloride	ND	5.0	0.1	ug/L
Bromomethane	ND	5.0	0.2	ug/L
Chloroethane	ND	5.0	0.1	ug/L
Trichlorofluoromethane	ND	5.0	0.06	ug/L
Iodomethane	ND	5.0		ug/L
Acetone	ND	100	5.0	ug/L
Freon 113	ND	5.0	0.1	ug/L
1,1-Dichloroethene	ND	5.0	0.08	ug/L
Methylene Chloride	ND	10	0.2	ug/L
MTBE	ND	5.0	0.09	ug/L
trans-1,2-Dichloroethene	ND	5.0	0.1	ug/L
1,1-Dichloroethane	ND	5.0	0.1	ug/L
2-Butanone	ND	10	1.5	ug/L
cis-1,2-Dichloroethene	ND	5.0	0.09	ug/L
2,2-Dichloropropane	ND	5.0	0.1	ug/L
Chloroform	ND	5.0	0.08	ug/L
Bromochloromethane	ND	5.0	0.2	ug/L
1,1,1-Trichloroethane	ND	5.0	0.09	ug/L
1,1-Dichloropropene	ND	5.0	0.08	ug/L
Carbon Tetrachloride	ND	5.0	0.06	ug/L
1,2-Dichloroethane	ND	5.0	0.1	ug/L
Benzene	ND	1.0	0.1	ug/L
Trichloroethene	ND	5.0	0.1	ug/L
1,2-Dichloropropane	ND	5.0	0.1	ug/L
Bromodichloromethane	ND	5.0	0.09	ug/L
Dibromomethane	ND	5.0	0.1	ug/L
4-Methyl-2-Pentanone	ND	5.0	1.0	ug/L
cis-1,3-Dichloropropene	ND	5.0	0.3	ug/L
Toluene	ND	5.0	0.2	ug/L
trans-1,3-Dichloropropene	ND	5.0	0.3	ug/L
1,1,2-Trichloroethane	ND	5.0	0.2	ug/L
1,3-Dichloropropane	ND	5.0	0.1	ug/L
Tetrachloroethene	ND	5.0	0.1	ug/L

Purgeable Organics by GC/MS

Lab #: 553152

Project#: CCLF STORMWATER

Client: Waste Connections

Location: Stormwater Outlet

553152-002 Analyte	Result	RL	MDL	Units
Dibromochloromethane	ND	5.0	0.08	ug/L
1,2-Dibromoethane	ND	5.0	0.2	ug/L
Chlorobenzene	ND	5.0	0.1	ug/L
1,1,1,2-Tetrachloroethane	ND	5.0	0.08	ug/L
Ethylbenzene	ND	5.0	0.09	ug/L
m,p-Xylenes	ND	5.0	0.2	ug/L
o-Xylene	ND	5.0	0.1	ug/L
Styrene	ND	5.0	0.08	ug/L
Bromoform	ND	5.0	0.08	ug/L
Isopropylbenzene	ND	5.0	0.1	ug/L
1,1,2,2-Tetrachloroethane	ND	5.0	0.2	ug/L
1,2,3-Trichloropropane	ND	5.0	0.2	ug/L
Propylbenzene	ND	5.0	0.1	ug/L
Bromobenzene	ND	5.0	0.09	ug/L
1,3,5-Trimethylbenzene	ND	5.0	0.1	ug/L
2-Chlorotoluene	ND	5.0	0.1	ug/L
4-Chlorotoluene	ND	5.0	0.1	ug/L
tert-Butylbenzene	ND	5.0	0.1	ug/L
1,2,4-Trimethylbenzene	ND	5.0	0.1	ug/L
sec-Butylbenzene	ND	5.0	0.1	ug/L
para-Isopropyl Toluene	ND	5.0	0.1	ug/L
1,3-Dichlorobenzene	ND	5.0	0.1	ug/L
1,4-Dichlorobenzene	ND	5.0	0.2	ug/L
n-Butylbenzene	ND	5.0	0.1	ug/L
1,2-Dichlorobenzene	ND	5.0	0.09	ug/L
1,2-Dibromo-3-Chloropropane	ND	5.0	0.5	ug/L
1,2,4-Trichlorobenzene	ND	5.0	0.2	ug/L
Hexachlorobutadiene	ND	5.0	0.2	ug/L
1,2,3-Trichlorobenzene	ND	5.0	0.1	ug/L
cis-1,4-Dichloro-2-butene	ND	5.0	0.4	ug/L
trans-1,4-Dichloro-2-butene	ND	5.0	0.4	ug/L
Xylene (total)	ND	5.0		ug/L

553152-002 Surrogate

	%REC	Limits
Dibromofluoromethane	117	70-130
1,2-Dichloroethane-d4	113	70-130
Toluene-d8	97	70-130
Bromofluorobenzene	95	70-130

Legend

- MDL:** Method Detection Limit
- ND:** Not Detected
- RL:** Reporting Limit

Purgeable Organics by GC/MS

Lab #: 553152	Project#: CCLF STORMWATER	
Client: Waste Connections	Location: Stormwater Outlet	
Field ID: SOUTH BASIN - W CENTRAL	Batch#: 395299	Prep: EPA 5030B
Lab ID: 553152-003	Sampled: 02/13/26	Analysis: EPA 8260B
Matrix: Water	Received: 02/13/26	Analyst: LYZ
DF: 1.000	Analyzed: 02/13/26	

553152-003 Analyte	Result	RL	MDL	Units
Carbon Disulfide	ND	5.0	0.2	ug/L
Chloroprene	ND	200	0.4	ug/L
3-Chloropropene	ND	5.0	0.3	ug/L
Ethyl methacrylate	ND	50	2.1	ug/L
Ethanol	ND	500	110	ug/L
2-Hexanone	ND	5.0	1.1	ug/L
Isopropanol (IPA)	ND	200	52	ug/L
Methyl acrylonitrile	ND	35	3.7	ug/L
Vinyl Acetate	ND	50	15	ug/L
Acrolein	ND	200	2.7	ug/L
Acrylonitrile	ND	10	0.7	ug/L
Freon 12	ND	5.0	0.1	ug/L
Chloromethane	ND	5.0	0.2	ug/L
Vinyl Chloride	ND	5.0	0.1	ug/L
Bromomethane	ND	5.0	0.2	ug/L
Chloroethane	ND	5.0	0.1	ug/L
Trichlorofluoromethane	ND	5.0	0.06	ug/L
Iodomethane	ND	5.0		ug/L
Acetone	ND	100	5.0	ug/L
Freon 113	ND	5.0	0.1	ug/L
1,1-Dichloroethene	ND	5.0	0.08	ug/L
Methylene Chloride	ND	10	0.2	ug/L
MTBE	ND	5.0	0.09	ug/L
trans-1,2-Dichloroethene	ND	5.0	0.1	ug/L
1,1-Dichloroethane	ND	5.0	0.1	ug/L
2-Butanone	ND	10	1.5	ug/L
cis-1,2-Dichloroethene	ND	5.0	0.09	ug/L
2,2-Dichloropropane	ND	5.0	0.1	ug/L
Chloroform	ND	5.0	0.08	ug/L
Bromochloromethane	ND	5.0	0.2	ug/L
1,1,1-Trichloroethane	ND	5.0	0.09	ug/L
1,1-Dichloropropene	ND	5.0	0.08	ug/L
Carbon Tetrachloride	ND	5.0	0.06	ug/L
1,2-Dichloroethane	ND	5.0	0.1	ug/L
Benzene	ND	1.0	0.1	ug/L
Trichloroethene	ND	5.0	0.1	ug/L
1,2-Dichloropropane	ND	5.0	0.1	ug/L
Bromodichloromethane	ND	5.0	0.09	ug/L
Dibromomethane	ND	5.0	0.1	ug/L
4-Methyl-2-Pentanone	ND	5.0	1.0	ug/L
cis-1,3-Dichloropropene	ND	5.0	0.3	ug/L
Toluene	ND	5.0	0.2	ug/L
trans-1,3-Dichloropropene	ND	5.0	0.3	ug/L
1,1,2-Trichloroethane	ND	5.0	0.2	ug/L
1,3-Dichloropropane	ND	5.0	0.1	ug/L
Tetrachloroethene	ND	5.0	0.1	ug/L

Purgeable Organics by GC/MS

Lab #: 553152

Project#: CCLF STORMWATER

Client: Waste Connections

Location: Stormwater Outlet

553152-003 Analyte	Result	RL	MDL	Units
Dibromochloromethane	ND	5.0	0.08	ug/L
1,2-Dibromoethane	ND	5.0	0.2	ug/L
Chlorobenzene	ND	5.0	0.1	ug/L
1,1,1,2-Tetrachloroethane	ND	5.0	0.08	ug/L
Ethylbenzene	ND	5.0	0.09	ug/L
m,p-Xylenes	ND	5.0	0.2	ug/L
o-Xylene	ND	5.0	0.1	ug/L
Styrene	ND	5.0	0.08	ug/L
Bromoform	ND	5.0	0.08	ug/L
Isopropylbenzene	ND	5.0	0.1	ug/L
1,1,2,2-Tetrachloroethane	ND	5.0	0.2	ug/L
1,2,3-Trichloropropane	ND	5.0	0.2	ug/L
Propylbenzene	ND	5.0	0.1	ug/L
Bromobenzene	ND	5.0	0.09	ug/L
1,3,5-Trimethylbenzene	ND	5.0	0.1	ug/L
2-Chlorotoluene	ND	5.0	0.1	ug/L
4-Chlorotoluene	ND	5.0	0.1	ug/L
tert-Butylbenzene	ND	5.0	0.1	ug/L
1,2,4-Trimethylbenzene	ND	5.0	0.1	ug/L
sec-Butylbenzene	ND	5.0	0.1	ug/L
para-Isopropyl Toluene	ND	5.0	0.1	ug/L
1,3-Dichlorobenzene	ND	5.0	0.1	ug/L
1,4-Dichlorobenzene	ND	5.0	0.2	ug/L
n-Butylbenzene	ND	5.0	0.1	ug/L
1,2-Dichlorobenzene	ND	5.0	0.09	ug/L
1,2-Dibromo-3-Chloropropane	ND	5.0	0.5	ug/L
1,2,4-Trichlorobenzene	ND	5.0	0.2	ug/L
Hexachlorobutadiene	ND	5.0	0.2	ug/L
1,2,3-Trichlorobenzene	ND	5.0	0.1	ug/L
cis-1,4-Dichloro-2-butene	ND	5.0	0.4	ug/L
trans-1,4-Dichloro-2-butene	ND	5.0	0.4	ug/L
Xylene (total)	ND	5.0		ug/L

553152-003 Surrogate	%REC	Limits
Dibromofluoromethane	110	70-130
1,2-Dichloroethane-d4	110	70-130
Toluene-d8	97	70-130
Bromofluorobenzene	97	70-130

Legend

- MDL:** Method Detection Limit
- ND:** Not Detected
- RL:** Reporting Limit

Enthalpy Analytical Report

Lab #: 553152	Project#: CCLF STORMWATER	
Client: Waste Connections	Location: Stormwater Outlet	
Field ID: SOUTH BASIN - NW CORNER	Batch#: 395350	Analyzed: 02/15/26
Lab ID: 553152-001	Sampled: 02/13/26	Prep: EPA 3510C
Matrix: Water	Received: 02/13/26	Analysis: EPA 8270E
DF: 0.9346	Prepared: 02/14/26	Analyst: ZFA

553152-001 Analyte	Result	RL	MDL	Units
Carbazole	ND	9.3	2.6	ug/L
N-Nitrosodimethylamine	ND	9.3	2.7	ug/L
Aniline	ND	9.3	2.7	ug/L
bis(2-Chloroethyl)ether	ND	23	3.5	ug/L
2-Chlorophenol	ND	9.3	3.4	ug/L
1,3-Dichlorobenzene	ND	9.3	3.1	ug/L
1,4-Dichlorobenzene	ND	9.3	3.2	ug/L
Benzyl alcohol	ND	23	5.4	ug/L
1,2-Dichlorobenzene	ND	9.3	3.1	ug/L
bis(2-Chloroisopropyl) ether	ND	9.3	3.6	ug/L
N-Nitroso-di-n-propylamine	ND	9.3	3.6	ug/L
Hexachloroethane	ND	9.3	2.8	ug/L
Nitrobenzene	ND	23	7.9	ug/L
Isophorone	ND	9.3	3.4	ug/L
2-Nitrophenol	ND	9.3	5.1	ug/L
2,4-Dimethylphenol	ND	9.3	3.0	ug/L
bis(2-Chloroethoxy)methane	ND	9.3	3.4	ug/L
2,4-Dichlorophenol	ND	9.3	3.5	ug/L
1,2,4-Trichlorobenzene	ND	9.3	3.2	ug/L
4-Chloroaniline	ND	9.3	2.9	ug/L
Hexachlorobutadiene	ND	9.3	2.1	ug/L
4-Chloro-3-methylphenol	ND	9.3	3.4	ug/L
2-Methylnaphthalene	ND	9.3	3.1	ug/L
Hexachlorocyclopentadiene	ND	23	7.3	ug/L
2,4,6-Trichlorophenol	ND	9.3	3.8	ug/L
2,4,5-Trichlorophenol	ND	9.3	3.5	ug/L
2-Chloronaphthalene	ND	9.3	3.2	ug/L
2-Nitroaniline	ND	47	4.1	ug/L
Dimethylphthalate	ND	9.3	3.2	ug/L
Acenaphthylene	ND	9.3	3.6	ug/L
2,6-Dinitrotoluene	ND	9.3	4.1	ug/L
3-Nitroaniline	ND	9.3	3.7	ug/L
Acenaphthene	ND	9.3	3.0	ug/L
2,4-Dinitrophenol	ND	47	14	ug/L
4-Nitrophenol	ND	47	7.9	ug/L
Dibenzofuran	ND	9.3	3.0	ug/L
2,4-Dinitrotoluene	ND	9.3	4.0	ug/L
Diethylphthalate	ND	9.3	2.7	ug/L
Fluorene	ND	9.3	2.9	ug/L
4-Chlorophenyl-phenylether	ND	9.3	2.9	ug/L
4-Nitroaniline	ND	9.3	3.1	ug/L
4,6-Dinitro-2-methylphenol	ND	47	16	ug/L
N-Nitrosodiphenylamine	ND	9.3	3.7	ug/L
1,2-diphenylhydrazine (as azobenzene)	ND	9.3	2.7	ug/L
4-Bromophenyl-phenylether	ND	9.3	3.1	ug/L
Hexachlorobenzene	ND	9.3	2.8	ug/L

Enthalpy Analytical Report

Lab #: 553152
Project#: CCLF STORMWATER
Client: Waste Connections
Location: Stormwater Outlet

553152-001 Analyte	Result	RL	MDL	Units
Pentachlorophenol	ND	23	5.3	ug/L
Phenanthrene	ND	9.3	2.7	ug/L
Anthracene	ND	9.3	2.6	ug/L
Di-n-butylphthalate	ND	9.3	2.8	ug/L
Fluoranthene	ND	9.3	2.6	ug/L
Benzydine	ND	47	17	ug/L
Pyrene	ND	9.3	2.5	ug/L
Butylbenzylphthalate	ND	9.3	3.4	ug/L
3,3'-Dichlorobenzidine	ND	23	4.9	ug/L
Benzo(a)anthracene	ND	9.3	2.2	ug/L
Chrysene	ND	9.3	2.3	ug/L
bis(2-Ethylhexyl)phthalate	ND	9.3	3.1	ug/L
Di-n-octylphthalate	ND	9.3	4.4	ug/L
Benzo(b)fluoranthene	ND	9.3	2.8	ug/L
Benzo(k)fluoranthene	ND	9.3	2.9	ug/L
Benzo(a)pyrene	ND	9.3	2.9	ug/L
Indeno(1,2,3-cd)pyrene	ND	9.3	4.0	ug/L
Dibenz(a,h)anthracene	ND	9.3	3.9	ug/L
Benzo(g,h,i)perylene	ND	9.3	3.9	ug/L

553152-001 Surrogate	%REC	Limits
2-Fluorophenol	29	15-120
Phenol-d6	23	15-120
2,4,6-Tribromophenol	64	15-140
Nitrobenzene-d5	57	15-123
2-Fluorobiphenyl	49	15-120
Terphenyl-d14	69	15-120

Legend

- MDL:** Method Detection Limit
ND: Not Detected at or above MDL
RL: Reporting Limit

Enthalpy Analytical Report

Lab #: 553152	Project#: CCLF STORMWATER	
Client: Waste Connections	Location: Stormwater Outlet	
Field ID: SOUTH BASIN - S CENTRAL	Batch#: 395350	Analyzed: 02/15/26
Lab ID: 553152-002	Sampled: 02/13/26	Prep: EPA 3510C
Matrix: Water	Received: 02/13/26	Analysis: EPA 8270E
DF: 0.9434	Prepared: 02/14/26	Analyst: ZFA

553152-002 Analyte	Result	RL	MDL	Units
Carbazole	ND	9.4	2.6	ug/L
N-Nitrosodimethylamine	ND	9.4	2.7	ug/L
Aniline	ND	9.4	2.7	ug/L
bis(2-Chloroethyl)ether	ND	24	3.5	ug/L
2-Chlorophenol	ND	9.4	3.4	ug/L
1,3-Dichlorobenzene	ND	9.4	3.1	ug/L
1,4-Dichlorobenzene	ND	9.4	3.2	ug/L
Benzyl alcohol	ND	24	5.4	ug/L
1,2-Dichlorobenzene	ND	9.4	3.1	ug/L
bis(2-Chloroisopropyl) ether	ND	9.4	3.6	ug/L
N-Nitroso-di-n-propylamine	ND	9.4	3.6	ug/L
Hexachloroethane	ND	9.4	2.8	ug/L
Nitrobenzene	ND	24	7.9	ug/L
Isophorone	ND	9.4	3.5	ug/L
2-Nitrophenol	ND	9.4	5.1	ug/L
2,4-Dimethylphenol	ND	9.4	3.1	ug/L
bis(2-Chloroethoxy)methane	ND	9.4	3.5	ug/L
2,4-Dichlorophenol	ND	9.4	3.5	ug/L
1,2,4-Trichlorobenzene	ND	9.4	3.2	ug/L
4-Chloroaniline	ND	9.4	2.9	ug/L
Hexachlorobutadiene	ND	9.4	2.1	ug/L
4-Chloro-3-methylphenol	ND	9.4	3.4	ug/L
2-Methylnaphthalene	ND	9.4	3.2	ug/L
Hexachlorocyclopentadiene	ND	24	7.4	ug/L
2,4,6-Trichlorophenol	ND	9.4	3.8	ug/L
2,4,5-Trichlorophenol	ND	9.4	3.5	ug/L
2-Chloronaphthalene	ND	9.4	3.2	ug/L
2-Nitroaniline	ND	47	4.1	ug/L
Dimethylphthalate	ND	9.4	3.2	ug/L
Acenaphthylene	ND	9.4	3.6	ug/L
2,6-Dinitrotoluene	ND	9.4	4.2	ug/L
3-Nitroaniline	ND	9.4	3.8	ug/L
Acenaphthene	ND	9.4	3.1	ug/L
2,4-Dinitrophenol	ND	47	14	ug/L
4-Nitrophenol	ND	47	8.0	ug/L
Dibenzofuran	ND	9.4	3.0	ug/L
2,4-Dinitrotoluene	ND	9.4	4.0	ug/L
Diethylphthalate	ND	9.4	2.8	ug/L
Fluorene	ND	9.4	2.9	ug/L
4-Chlorophenyl-phenylether	ND	9.4	2.9	ug/L
4-Nitroaniline	ND	9.4	3.2	ug/L
4,6-Dinitro-2-methylphenol	ND	47	16	ug/L
N-Nitrosodiphenylamine	ND	9.4	3.7	ug/L
1,2-diphenylhydrazine (as azobenzene)	ND	9.4	2.8	ug/L
4-Bromophenyl-phenylether	ND	9.4	3.1	ug/L
Hexachlorobenzene	ND	9.4	2.9	ug/L

Enthalpy Analytical Report

Lab #: 553152

Project#: CCLF STORMWATER

Client: Waste Connections

Location: Stormwater Outlet

553152-002 Analyte	Result	RL	MDL	Units
Pentachlorophenol	ND	24	5.4	ug/L
Phenanthrene	ND	9.4	2.8	ug/L
Anthracene	ND	9.4	2.6	ug/L
Di-n-butylphthalate	ND	9.4	2.8	ug/L
Fluoranthene	ND	9.4	2.7	ug/L
Benzydine	ND	47	18	ug/L
Pyrene	ND	9.4	2.5	ug/L
Butylbenzylphthalate	ND	9.4	3.4	ug/L
3,3'-Dichlorobenzidine	ND	24	4.9	ug/L
Benzo(a)anthracene	ND	9.4	2.3	ug/L
Chrysene	ND	9.4	2.3	ug/L
bis(2-Ethylhexyl)phthalate	ND	9.4	3.1	ug/L
Di-n-octylphthalate	ND	9.4	4.4	ug/L
Benzo(b)fluoranthene	ND	9.4	2.9	ug/L
Benzo(k)fluoranthene	ND	9.4	2.9	ug/L
Benzo(a)pyrene	ND	9.4	3.0	ug/L
Indeno(1,2,3-cd)pyrene	ND	9.4	4.0	ug/L
Dibenz(a,h)anthracene	ND	9.4	3.9	ug/L
Benzo(g,h,i)perylene	ND	9.4	3.9	ug/L

553152-002 Surrogate	%REC	Limits
2-Fluorophenol	28	15-120
Phenol-d6	23	15-120
2,4,6-Tribromophenol	62	15-140
Nitrobenzene-d5	54	15-123
2-Fluorobiphenyl	48	15-120
Terphenyl-d14	68	15-120

Legend

- MDL:** Method Detection Limit
- ND:** Not Detected at or above MDL
- RL:** Reporting Limit

Enthalpy Analytical Report

Lab #: 553152	Project#: CCLF STORMWATER	
Client: Waste Connections	Location: Stormwater Outlet	
Field ID: SOUTH BASIN - W CENTRAL	Batch#: 395350	Analyzed: 02/15/26
Lab ID: 553152-003	Sampled: 02/13/26	Prep: EPA 3510C
Matrix: Water	Received: 02/13/26	Analysis: EPA 8270E
DF: 0.9390	Prepared: 02/14/26	Analyst: ZFA

553152-003 Analyte	Result	RL	MDL	Units
Carbazole	ND	9.4	2.6	ug/L
N-Nitrosodimethylamine	ND	9.4	2.7	ug/L
Aniline	ND	9.4	2.7	ug/L
bis(2-Chloroethyl)ether	ND	23	3.5	ug/L
2-Chlorophenol	ND	9.4	3.4	ug/L
1,3-Dichlorobenzene	ND	9.4	3.1	ug/L
1,4-Dichlorobenzene	ND	9.4	3.2	ug/L
Benzyl alcohol	ND	23	5.4	ug/L
1,2-Dichlorobenzene	ND	9.4	3.1	ug/L
bis(2-Chloroisopropyl) ether	ND	9.4	3.6	ug/L
N-Nitroso-di-n-propylamine	ND	9.4	3.6	ug/L
Hexachloroethane	ND	9.4	2.8	ug/L
Nitrobenzene	ND	23	7.9	ug/L
Isophorone	ND	9.4	3.5	ug/L
2-Nitrophenol	ND	9.4	5.1	ug/L
2,4-Dimethylphenol	ND	9.4	3.0	ug/L
bis(2-Chloroethoxy)methane	ND	9.4	3.4	ug/L
2,4-Dichlorophenol	ND	9.4	3.5	ug/L
1,2,4-Trichlorobenzene	ND	9.4	3.2	ug/L
4-Chloroaniline	ND	9.4	2.9	ug/L
Hexachlorobutadiene	ND	9.4	2.1	ug/L
4-Chloro-3-methylphenol	ND	9.4	3.4	ug/L
2-Methylnaphthalene	ND	9.4	3.2	ug/L
Hexachlorocyclopentadiene	ND	23	7.3	ug/L
2,4,6-Trichlorophenol	ND	9.4	3.8	ug/L
2,4,5-Trichlorophenol	ND	9.4	3.5	ug/L
2-Chloronaphthalene	ND	9.4	3.2	ug/L
2-Nitroaniline	ND	47	4.1	ug/L
Dimethylphthalate	ND	9.4	3.2	ug/L
Acenaphthylene	ND	9.4	3.6	ug/L
2,6-Dinitrotoluene	ND	9.4	4.2	ug/L
3-Nitroaniline	ND	9.4	3.7	ug/L
Acenaphthene	ND	9.4	3.0	ug/L
2,4-Dinitrophenol	ND	47	14	ug/L
4-Nitrophenol	ND	47	8.0	ug/L
Dibenzofuran	ND	9.4	3.0	ug/L
2,4-Dinitrotoluene	ND	9.4	4.0	ug/L
Diethylphthalate	ND	9.4	2.7	ug/L
Fluorene	ND	9.4	2.9	ug/L
4-Chlorophenyl-phenylether	ND	9.4	2.9	ug/L
4-Nitroaniline	ND	9.4	3.1	ug/L
4,6-Dinitro-2-methylphenol	ND	47	16	ug/L
N-Nitrosodiphenylamine	ND	9.4	3.7	ug/L
1,2-diphenylhydrazine (as azobenzene)	ND	9.4	2.7	ug/L
4-Bromophenyl-phenylether	ND	9.4	3.1	ug/L
Hexachlorobenzene	ND	9.4	2.8	ug/L

Enthalpy Analytical Report

Lab #: 553152
Project#: CCLF STORMWATER
Client: Waste Connections
Location: Stormwater Outlet

553152-003 Analyte	Result	RL	MDL	Units
Pentachlorophenol	ND	23	5.3	ug/L
Phenanthrene	ND	9.4	2.7	ug/L
Anthracene	ND	9.4	2.6	ug/L
Di-n-butylphthalate	ND	9.4	2.8	ug/L
Fluoranthene	ND	9.4	2.6	ug/L
Benzydine	ND	47	17	ug/L
Pyrene	ND	9.4	2.5	ug/L
Butylbenzylphthalate	ND	9.4	3.4	ug/L
3,3'-Dichlorobenzidine	ND	23	4.9	ug/L
Benzo(a)anthracene	ND	9.4	2.3	ug/L
Chrysene	ND	9.4	2.3	ug/L
bis(2-Ethylhexyl)phthalate	ND	9.4	3.1	ug/L
Di-n-octylphthalate	ND	9.4	4.4	ug/L
Benzo(b)fluoranthene	ND	9.4	2.8	ug/L
Benzo(k)fluoranthene	ND	9.4	2.9	ug/L
Benzo(a)pyrene	ND	9.4	3.0	ug/L
Indeno(1,2,3-cd)pyrene	ND	9.4	4.0	ug/L
Dibenz(a,h)anthracene	ND	9.4	3.9	ug/L
Benzo(g,h,i)perylene	ND	9.4	3.9	ug/L

553152-003 Surrogate	%REC	Limits
2-Fluorophenol	34	15-120
Phenol-d6	26	15-120
2,4,6-Tribromophenol	68	15-140
Nitrobenzene-d5	68	15-123
2-Fluorobiphenyl	55	15-120
Terphenyl-d14	73	15-120

Legend

- MDL:** Method Detection Limit
ND: Not Detected at or above MDL
RL: Reporting Limit

Enthalpy Analytical Report

Lab #: 553152	Project#: CCLF STORMWATER	
Client: Waste Connections	Location: Stormwater Outlet	
Field ID: SOUTH BASIN - NW CORNER	Batch#: 395350	Analyzed: 02/15/26
Lab ID: 553152-001	Sampled: 02/13/26	Prep: EPA 3510C
Matrix: Water	Received: 02/13/26	Analysis: EPA 625.1
DF: 0.9346	Prepared: 02/14/26	Analyst: ZFA

553152-001 Analyte	Result	RL	MDL	Units
Pyridine	ND	9.3	2.6	ug/L
Phenol	ND	9.3	2.0	ug/L
2-Methylphenol	ND	9.3	3.0	ug/L
3-,4-Methylphenol	ND	9.3	2.8	ug/L
Benzoic acid	ND	47	10	ug/L
Naphthalene	ND	9.3	3.4	ug/L
Cresol	ND	9.3		ug/L

553152-001 Surrogate	%REC	Limits
2-Fluorophenol	29	15-120
Phenol-d6	23	15-120
2,4,6-Tribromophenol	64	15-140
Nitrobenzene-d5	57	15-123
2-Fluorobiphenyl	49	15-120
Terphenyl-d14	69	15-120

Legend

- MDL:** Method Detection Limit
- ND:** Not Detected at or above MDL
- RL:** Reporting Limit

Enthalpy Analytical Report

Lab #: 553152	Project#: CCLF STORMWATER	
Client: Waste Connections	Location: Stormwater Outlet	
Field ID: SOUTH BASIN - NW CORNER	DF: 0.9346	Prepared: 02/14/26
Type: SAMPLE	Batch#: 395350	Prep: EPA 3510C
Lab ID: 553152-001	Sampled: 02/13/26	Analysis: EPA 625.1
Matrix: Water	Received: 02/13/26	Analyst: ZFA

553152-001 Analyte	Result	RL	MDL	Units	Analyzed
a-Terpineol	ND	9.3	1.9	ug/L	02/14/26

553152-001 Surrogate	%REC	Limits	Analyzed
2-Fluorophenol	29 *	36-95	02/15/26
Phenol-d6	23 *	28-82	02/15/26
2,4,6-Tribromophenol	64	61-140	02/15/26
Nitrobenzene-d5	57	48-123	02/15/26
2-Fluorobiphenyl	49 *	51-105	02/15/26
Terphenyl-d14	69	65-117	02/15/26

Field ID: SOUTH BASIN - S CENTRAL	DF: 0.9434	
Type: SAMPLE	Batch#: 395350	
Lab ID: 553152-002	Sampled: 02/13/26	
Matrix: Water	Received: 02/13/26	
	Prepared: 02/14/26	
	Prep: EPA 3510C	
	Analysis: EPA 625.1	
	Analyst: ZFA	

553152-002 Analyte	Result	RL	MDL	Units	Analyzed
a-Terpineol	ND	9.4	1.9	ug/L	02/14/26

553152-002 Surrogate	%REC	Limits	Analyzed
2-Fluorophenol	28 *	36-95	02/15/26
Phenol-d6	23 *	28-82	02/15/26
2,4,6-Tribromophenol	62	61-140	02/15/26
Nitrobenzene-d5	54	48-123	02/15/26
2-Fluorobiphenyl	48 *	51-105	02/15/26
Terphenyl-d14	68	65-117	02/15/26

Field ID: SOUTH BASIN - W CENTRAL	DF: 0.9390	
Type: SAMPLE	Batch#: 395350	
Lab ID: 553152-003	Sampled: 02/13/26	
Matrix: Water	Received: 02/13/26	
	Prepared: 02/14/26	
	Prep: EPA 3510C	
	Analysis: EPA 625.1	
	Analyst: ZFA	

553152-003 Analyte	Result	RL	MDL	Units	Analyzed
a-Terpineol	ND	9.4	1.9	ug/L	02/14/26

553152-003 Surrogate	%REC	Limits	Analyzed
2-Fluorophenol	34 *	36-95	02/15/26
Phenol-d6	26 *	28-82	02/15/26
2,4,6-Tribromophenol	68	61-140	02/15/26
Nitrobenzene-d5	68	48-123	02/15/26
2-Fluorobiphenyl	55	51-105	02/15/26
Terphenyl-d14	73	65-117	02/15/26

Enthalpy Analytical Report

Lab #: 553152	Project#: CCLF STORMWATER
Client: Waste Connections	Location: Stormwater Outlet

Type: BLANK	DF: 1.000	Prep: EPA 3510C
Lab ID: QC1340542	Batch#: 395350	Analysis: EPA 625.1
Matrix: Water	Prepared: 02/13/26	Analyst: TJW

QC1340542 Analyte	Result	RL	MDL	Units	Analyzed	Qual
a-Terpineol	ND	10	2.1	ug/L	02/14/26	b

QC1340542 Surrogate	%REC	Limits	Analyzed
2-Fluorophenol	42	36-95	02/13/26
Phenol-d6	26 *	28-82	02/13/26
2,4,6-Tribromophenol	54 *	61-140	02/13/26
Nitrobenzene-d5	57	48-123	02/13/26
2-Fluorobiphenyl	55	51-105	02/13/26
Terphenyl-d14	68	65-117	02/13/26

Legend

- *: Value is outside QC limits
- MDL:** Method Detection Limit
- ND:** Not Detected at or above MDL
- RL:** Reporting Limit
- b:** See narrative

Enthalpy Analytical Report

Lab #: 553152	Project#: CCLF STORMWATER	
Client: Waste Connections	Location: Stormwater Outlet	
Field ID: SOUTH BASIN - S CENTRAL	Batch#: 395350	Analyzed: 02/15/26
Lab ID: 553152-002	Sampled: 02/13/26	Prep: EPA 3510C
Matrix: Water	Received: 02/13/26	Analysis: EPA 625.1
DF: 0.9434	Prepared: 02/14/26	Analyst: ZFA

553152-002 Analyte	Result	RL	MDL	Units
Pyridine	ND	9.4	2.7	ug/L
Phenol	ND	9.4	2.0	ug/L
2-Methylphenol	ND	9.4	3.1	ug/L
3-,4-Methylphenol	ND	9.4	2.8	ug/L
Benzoic acid	ND	47	10	ug/L
Naphthalene	ND	9.4	3.4	ug/L
Cresol	ND	9.4		ug/L

553152-002 Surrogate	%REC	Limits
2-Fluorophenol	28	15-120
Phenol-d6	23	15-120
2,4,6-Tribromophenol	62	15-140
Nitrobenzene-d5	54	15-123
2-Fluorobiphenyl	48	15-120
Terphenyl-d14	68	15-120

Legend

- MDL:** Method Detection Limit
- ND:** Not Detected at or above MDL
- RL:** Reporting Limit

Enthalpy Analytical Report

Lab #: 553152	Project#: CCLF STORMWATER	
Client: Waste Connections	Location: Stormwater Outlet	
Field ID: SOUTH BASIN - W CENTRAL	Batch#: 395350	Analyzed: 02/15/26
Lab ID: 553152-003	Sampled: 02/13/26	Prep: EPA 3510C
Matrix: Water	Received: 02/13/26	Analysis: EPA 625.1
DF: 0.9390	Prepared: 02/14/26	Analyst: ZFA

553152-003 Analyte	Result	RL	MDL	Units
Pyridine	ND	9.4	2.6	ug/L
Phenol	ND	9.4	2.0	ug/L
2-Methylphenol	ND	9.4	3.0	ug/L
3-,4-Methylphenol	ND	9.4	2.8	ug/L
Benzoic acid	ND	47	10	ug/L
Naphthalene	ND	9.4	3.4	ug/L
Cresol	ND	9.4		ug/L

553152-003 Surrogate	%REC	Limits
2-Fluorophenol	34	15-120
Phenol-d6	26	15-120
2,4,6-Tribromophenol	68	15-140
Nitrobenzene-d5	68	15-123
2-Fluorobiphenyl	55	15-120
Terphenyl-d14	73	15-120

Legend

- MDL:** Method Detection Limit
- ND:** Not Detected at or above MDL
- RL:** Reporting Limit

Enthalpy Analytical Report

Lab #: 553152	Project#: CCLF STORMWATER	
Client: Waste Connections	Location: Stormwater Outlet	
Field ID: SOUTH BASIN - NW CORNER	Batch#: 395408	Prep: EPA 3535
Type: SAMPLE	Sampled: 02/13/26	Analysis: EPA 8270C-SIM
Lab ID: 553152-001	Received: 02/13/26	Analyst: ZFA
Matrix: Water	Prepared: 02/14/26	
DF: 1.000	Analyzed: 02/15/26	

553152-001 Analyte	Result	RL	MDL	Units
1,4-Dioxane	2.2	1.0	0.84	ug/L

553152-001 Surrogate	%REC	Limits
1,4-Dioxane-d8 (SUR)	98	80-120

Field ID: SOUTH BASIN - S CENTRAL	Batch#: 395408	
Type: SAMPLE	Sampled: 02/13/26	
Lab ID: 553152-002	Received: 02/13/26	
Matrix: Water	Prepared: 02/14/26	
DF: 1.000	Analyzed: 02/15/26	
	Prep: EPA 3535	
	Analysis: EPA 8270C-SIM	
	Analyst: ZFA	

553152-002 Analyte	Result	RL	MDL	Units
1,4-Dioxane	2.0	1.0	0.84	ug/L

553152-002 Surrogate	%REC	Limits
1,4-Dioxane-d8 (SUR)	97	80-120

Field ID: SOUTH BASIN - W CENTRAL	Batch#: 395408	
Type: SAMPLE	Sampled: 02/13/26	
Lab ID: 553152-003	Received: 02/13/26	
Matrix: Water	Prepared: 02/14/26	
DF: 1.000	Analyzed: 02/15/26	
	Prep: EPA 3535	
	Analysis: EPA 8270C-SIM	
	Analyst: ZFA	

553152-003 Analyte	Result	RL	MDL	Units
1,4-Dioxane	1.9	1.0	0.84	ug/L

553152-003 Surrogate	%REC	Limits
1,4-Dioxane-d8 (SUR)	99	80-120

Type: BLANK	Batch#: 395408	Analysis: EPA 8270C-SIM
Lab ID: QC1340760	Prepared: 02/14/26	Analyst: ZFA
Matrix: Water	Analyzed: 02/14/26	
DF: 1.000	Prep: EPA 3535	

QC1340760 Analyte	Result	RL	MDL	Units
1,4-Dioxane	ND	1.0	0.84	ug/L

QC1340760 Surrogate	%REC	Limits
1,4-Dioxane-d8 (SUR)	102	80-120

Legend

- MDL:** Method Detection Limit
- ND:** Not Detected at or above MDL
- RL:** Reporting Limit

Organochlorine Pesticides

Lab #: 553152	Project#: CCLF STORMWATER	
Client: Waste Connections	Location: Stormwater Outlet	
Field ID: SOUTH BASIN - NW CORNER	Batch#: 395405	Analyzed: 02/14/26
Lab ID: 553152-001	Sampled: 02/13/26	Prep: EPA 3510C
Matrix: Water	Received: 02/13/26	Analysis: EPA 8081A
DF: 0.9479	Prepared: 02/14/26	Analyst: HQN

553152-001 Analyte	Result	RL	MDL	Units
alpha-BHC	ND	0.05	0.009	ug/L
beta-BHC	ND	0.05	0.01	ug/L
gamma-BHC	ND	0.05	0.008	ug/L
delta-BHC	ND	0.05	0.01	ug/L
Heptachlor	ND	0.05	0.01	ug/L
Aldrin	ND	0.05	0.01	ug/L
Heptachlor epoxide	ND	0.05	0.009	ug/L
Endosulfan I	ND	0.05	0.01	ug/L
Dieldrin	ND	0.09	0.01	ug/L
4,4'-DDE	ND	0.09	0.01	ug/L
Endrin	ND	0.09	0.01	ug/L
Endosulfan II	ND	0.09	0.02	ug/L
Endosulfan sulfate	ND	0.09	0.01	ug/L
4,4'-DDD	ND	0.09	0.01	ug/L
Endrin aldehyde	ND	0.09	0.02	ug/L
Endrin ketone	ND	0.09	0.02	ug/L
4,4'-DDT	ND	0.09	0.03	ug/L
Methoxychlor	ND	0.09	0.03	ug/L
Toxaphene	ND	1.9	0.4	ug/L
Chlordane (Technical)	ND	0.9	0.2	ug/L

553152-001 Surrogate	%REC	Limits
TCMX	72	29-120
Decachlorobiphenyl	74	33-132

Legend

- MDL:** Method Detection Limit
- ND:** Not Detected at or above MDL
- RL:** Reporting Limit

Organochlorine Pesticides

Lab #: 553152	Project#: CCLF STORMWATER	
Client: Waste Connections	Location: Stormwater Outlet	
Field ID: SOUTH BASIN - S CENTRAL	Batch#: 395405	Analyzed: 02/14/26
Lab ID: 553152-002	Sampled: 02/13/26	Prep: EPA 3510C
Matrix: Water	Received: 02/13/26	Analysis: EPA 8081A
DF: 0.9434	Prepared: 02/14/26	Analyst: HQN

553152-002 Analyte	Result	RL	MDL	Units
alpha-BHC	ND	0.05	0.009	ug/L
beta-BHC	ND	0.05	0.01	ug/L
gamma-BHC	ND	0.05	0.008	ug/L
delta-BHC	ND	0.05	0.01	ug/L
Heptachlor	ND	0.05	0.01	ug/L
Aldrin	ND	0.05	0.01	ug/L
Heptachlor epoxide	ND	0.05	0.009	ug/L
Endosulfan I	ND	0.05	0.01	ug/L
Dieldrin	ND	0.09	0.01	ug/L
4,4'-DDE	ND	0.09	0.01	ug/L
Endrin	ND	0.09	0.01	ug/L
Endosulfan II	ND	0.09	0.02	ug/L
Endosulfan sulfate	ND	0.09	0.01	ug/L
4,4'-DDD	ND	0.09	0.01	ug/L
Endrin aldehyde	ND	0.09	0.02	ug/L
Endrin ketone	ND	0.09	0.02	ug/L
4,4'-DDT	ND	0.09	0.03	ug/L
Methoxychlor	ND	0.09	0.03	ug/L
Toxaphene	ND	1.9	0.4	ug/L
Chlordane (Technical)	ND	0.9	0.2	ug/L

553152-002 Surrogate	%REC	Limits
TCMX	74	29-120
Decachlorobiphenyl	76	33-132

Legend

- MDL:** Method Detection Limit
- ND:** Not Detected at or above MDL
- RL:** Reporting Limit

Organochlorine Pesticides

Lab #: 553152	Project#: CCLF STORMWATER	
Client: Waste Connections	Location: Stormwater Outlet	
Field ID: SOUTH BASIN - W CENTRAL	Batch#: 395405	Analyzed: 02/14/26
Lab ID: 553152-003	Sampled: 02/13/26	Prep: EPA 3510C
Matrix: Water	Received: 02/13/26	Analysis: EPA 8081A
DF: 0.9390	Prepared: 02/14/26	Analyst: HQN

553152-003 Analyte	Result	RL	MDL	Units
alpha-BHC	ND	0.05	0.009	ug/L
beta-BHC	ND	0.05	0.01	ug/L
gamma-BHC	ND	0.05	0.008	ug/L
delta-BHC	ND	0.05	0.01	ug/L
Heptachlor	ND	0.05	0.01	ug/L
Aldrin	ND	0.05	0.01	ug/L
Heptachlor epoxide	ND	0.05	0.009	ug/L
Endosulfan I	ND	0.05	0.01	ug/L
Dieldrin	ND	0.09	0.01	ug/L
4,4'-DDE	ND	0.09	0.01	ug/L
Endrin	ND	0.09	0.01	ug/L
Endosulfan II	ND	0.09	0.02	ug/L
Endosulfan sulfate	ND	0.09	0.01	ug/L
4,4'-DDD	ND	0.09	0.01	ug/L
Endrin aldehyde	ND	0.09	0.02	ug/L
Endrin ketone	ND	0.09	0.02	ug/L
4,4'-DDT	ND	0.09	0.03	ug/L
Methoxychlor	ND	0.09	0.03	ug/L
Toxaphene	ND	1.9	0.4	ug/L
Chlordane (Technical)	ND	0.9	0.2	ug/L

553152-003 Surrogate	%REC	Limits
TCMX	76	29-120
Decachlorobiphenyl	82	33-132

Legend

- MDL:** Method Detection Limit
- ND:** Not Detected at or above MDL
- RL:** Reporting Limit

Total Organic Carbon by High-Temperature

Lab #: 553152	Project#: CCLF STORMWATER	
Client: Waste Connections	Location: Stormwater Outlet	
Field ID: SOUTH BASIN - NW CORNER	Batch#: 395353	Prep: SM 5310B
Type: SAMPLE	Sampled: 02/13/26	Analysis: SM 5310B
Lab ID: 553152-001	Received: 02/13/26	Analyst: ARM
Matrix: Water	Prepared: 02/13/26	
DF: 1.000	Analyzed: 02/13/26	

553152-001 Analyte	Result	RL	MDL	Units
Total Organic Carbon	30	1.0	0.49	mg/L

Field ID: SOUTH BASIN - S CENTRAL	Batch#: 395353	
Type: SAMPLE	Sampled: 02/13/26	
Lab ID: 553152-002	Received: 02/13/26	
Matrix: Water	Prepared: 02/13/26	
DF: 1.000	Analyzed: 02/13/26	
	Prep: SM 5310B	
	Analysis: SM 5310B	
	Analyst: ARM	

553152-002 Analyte	Result	RL	MDL	Units
Total Organic Carbon	36	1.0	0.49	mg/L

Field ID: SOUTH BASIN - W CENTRAL	Batch#: 395353	
Type: SAMPLE	Sampled: 02/13/26	
Lab ID: 553152-003	Received: 02/13/26	
Matrix: Water	Prepared: 02/13/26	
DF: 1.000	Analyzed: 02/13/26	
	Prep: SM 5310B	
	Analysis: SM 5310B	
	Analyst: ARM	

553152-003 Analyte	Result	RL	MDL	Units
Total Organic Carbon	30	1.0	0.49	mg/L

Type: BLANK	Batch#: 395353	Analysis: SM 5310B
Lab ID: QC1340552	Prepared: 02/13/26	Analyst: ARM
Matrix: Water	Analyzed: 02/13/26	
DF: 1.000	Prep: SM 5310B	

QC1340552 Analyte	Result	RL	MDL	Units
Total Organic Carbon	ND	1.0	0.49	mg/L

Legend
MDL: Method Detection Limit
ND: Not Detected at or above MDL
RL: Reporting Limit

Polychlorinated Biphenyls (PCBs)

Lab #: 553152	Project#: CCLF STORMWATER	
Client: Waste Connections	Location: Stormwater Outlet	
Field ID: SOUTH BASIN - NW CORNER	Batch#: 395405	Analyzed: 02/14/26
Lab ID: 553152-001	Sampled: 02/13/26	Prep: EPA 3510C
Matrix: Water	Received: 02/13/26	Analysis: EPA 8082
DF: 0.9479	Prepared: 02/14/26	Analyst: HQN

553152-001 Analyte	Result	RL	MDL	Units
Aroclor-1016	ND	0.47	0.29	ug/L
Aroclor-1221	ND	0.47	0.44	ug/L
Aroclor-1232	ND	0.47	0.26	ug/L
Aroclor-1242	ND	0.47	0.27	ug/L
Aroclor-1248	ND	0.47	0.22	ug/L
Aroclor-1254	ND	0.47	0.25	ug/L
Aroclor-1260	ND	0.47	0.31	ug/L
Aroclor-1262	ND	0.47	0.28	ug/L
Aroclor-1268	ND	0.47	0.25	ug/L

553152-001 Surrogate	%REC	Limits
Decachlorobiphenyl (PCB)	62	28-138

Legend

- MDL:** Method Detection Limit
- ND:** Not Detected at or above MDL
- RL:** Reporting Limit

Polychlorinated Biphenyls (PCBs)

Lab #: 553152	Project#: CCLF STORMWATER	
Client: Waste Connections	Location: Stormwater Outlet	
Field ID: SOUTH BASIN - S CENTRAL	Batch#: 395405	Analyzed: 02/14/26
Lab ID: 553152-002	Sampled: 02/13/26	Prep: EPA 3510C
Matrix: Water	Received: 02/13/26	Analysis: EPA 8082
DF: 0.9434	Prepared: 02/14/26	Analyst: HQN

553152-002 Analyte	Result	RL	MDL	Units
Aroclor-1016	ND	0.47	0.29	ug/L
Aroclor-1221	ND	0.47	0.44	ug/L
Aroclor-1232	ND	0.47	0.26	ug/L
Aroclor-1242	ND	0.47	0.27	ug/L
Aroclor-1248	ND	0.47	0.22	ug/L
Aroclor-1254	ND	0.47	0.25	ug/L
Aroclor-1260	ND	0.47	0.31	ug/L
Aroclor-1262	ND	0.47	0.28	ug/L
Aroclor-1268	ND	0.47	0.24	ug/L

553152-002 Surrogate	%REC	Limits
Decachlorobiphenyl (PCB)	63	28-138

Legend

- MDL:** Method Detection Limit
- ND:** Not Detected at or above MDL
- RL:** Reporting Limit

Polychlorinated Biphenyls (PCBs)

Lab #: 553152	Project#: CCLF STORMWATER	
Client: Waste Connections	Location: Stormwater Outlet	
Field ID: SOUTH BASIN - W CENTRAL	Batch#: 395405	Analyzed: 02/14/26
Lab ID: 553152-003	Sampled: 02/13/26	Prep: EPA 3510C
Matrix: Water	Received: 02/13/26	Analysis: EPA 8082
DF: 0.9390	Prepared: 02/14/26	Analyst: HQN

553152-003 Analyte	Result	RL	MDL	Units
Aroclor-1016	ND	0.47	0.28	ug/L
Aroclor-1221	ND	0.47	0.44	ug/L
Aroclor-1232	ND	0.47	0.25	ug/L
Aroclor-1242	ND	0.47	0.27	ug/L
Aroclor-1248	ND	0.47	0.22	ug/L
Aroclor-1254	ND	0.47	0.25	ug/L
Aroclor-1260	ND	0.47	0.31	ug/L
Aroclor-1262	ND	0.47	0.27	ug/L
Aroclor-1268	ND	0.47	0.24	ug/L

553152-003 Surrogate	%REC	Limits
Decachlorobiphenyl (PCB)	67	28-138

Legend

- MDL:** Method Detection Limit
- ND:** Not Detected at or above MDL
- RL:** Reporting Limit

Metals Analytical Report

Lab #: 553152	Project#: CCLF STORMWATER	
Client: Waste Connections	Location: Stormwater Outlet	
Field ID: SOUTH BASIN - NW CORNER	DF: 1.000	Prepared: 02/13/26
Type: SAMPLE	Batch#: 395362	Prep: EPA 3015A
Lab ID: 553152-001	Sampled: 02/13/26	Analysis: EPA 200.7
Matrix: Water	Received: 02/13/26	Analyst: TWJ

553152-001 Analyte	Result	RL	MDL	Units	Analyzed
Calcium	66	0.10	0.022	mg/L	02/14/26
Iron	4.8	0.050	0.017	mg/L	02/15/26
Magnesium	10	0.10	0.010	mg/L	02/14/26
Potassium	12	0.50	0.15	mg/L	02/14/26
Sodium	76	0.50	0.017	mg/L	02/14/26

Field ID: SOUTH BASIN - S CENTRAL	DF: 1.000	
Type: SAMPLE	Batch#: 395362	
Lab ID: 553152-002	Sampled: 02/13/26	
Matrix: Water	Received: 02/13/26	
	Prepared: 02/13/26	
	Prep: EPA 3015A	
	Analysis: EPA 200.7	
	Analyst: TWJ	

553152-002 Analyte	Result	RL	MDL	Units	Analyzed
Calcium	100	0.10	0.022	mg/L	02/14/26
Iron	23	0.050	0.017	mg/L	02/15/26
Magnesium	19	0.10	0.010	mg/L	02/14/26
Potassium	22	0.50	0.15	mg/L	02/14/26
Sodium	83	0.50	0.017	mg/L	02/14/26

Field ID: SOUTH BASIN - W CENTRAL	DF: 1.000	
Type: SAMPLE	Batch#: 395362	
Lab ID: 553152-003	Sampled: 02/13/26	
Matrix: Water	Received: 02/13/26	
	Prepared: 02/13/26	
	Prep: EPA 3015A	
	Analysis: EPA 200.7	
	Analyst: TWJ	

553152-003 Analyte	Result	RL	MDL	Units	Analyzed
Calcium	65	0.10	0.022	mg/L	02/14/26
Iron	2.0	0.050	0.017	mg/L	02/15/26
Magnesium	10	0.10	0.010	mg/L	02/14/26
Potassium	14	0.50	0.15	mg/L	02/14/26
Sodium	78	0.50	0.017	mg/L	02/14/26

Type: BLANK	DF: 1.000	
Lab ID: QC1340600	Batch#: 395362	
Matrix: Water	Prepared: 02/13/26	
	Prep: EPA 3015A	
	Analysis: EPA 200.7	
	Analyst: TWJ	

QC1340600 Analyte	Result	RL	MDL	Units	Analyzed
Calcium	ND	0.10	0.022	mg/L	02/14/26
Iron	ND	0.050	0.017	mg/L	02/15/26
Magnesium	ND	0.10	0.010	mg/L	02/14/26
Potassium	ND	0.50	0.15	mg/L	02/14/26
Sodium	ND	0.50	0.017	mg/L	02/14/26

Legend

- MDL:** Method Detection Limit
- ND:** Not Detected at or above MDL
- RL:** Reporting Limit

Metals Analytical Report

Lab #: 553152	Project#: CCLF STORMWATER	
Client: Waste Connections	Location: Stormwater Outlet	
Field ID: SOUTH BASIN - NW CORNER	Batch#: 395413	Analyzed: 02/15/26
Lab ID: 553152-001	Sampled: 02/13/26	Prep: EPA 3015A
Matrix: Water	Received: 02/13/26	Analysis: EPA 200.8
DF: 1.000	Prepared: 02/14/26	Analyst: KCD

553152-001 Analyte	Result	RL	MDL	Units	Qual
Antimony	2.1	2.0	1.0	ug/L	
Arsenic	6.8	2.0	0.27	ug/L	
Barium	57	5.0	0.44	ug/L	
Beryllium	0.32 J	1.0	0.060	ug/L	B
Boron	NA				
Cadmium	ND	1.0	0.072	ug/L	
Chromium	6.4	5.0	0.43	ug/L	
Cobalt	2.5	1.0	0.090	ug/L	
Copper	12	3.0	0.96	ug/L	
Lead	2.3 J	5.0	0.23	ug/L	
Manganese	87	10	3.8	ug/L	
Nickel	6.4	5.0	1.3	ug/L	
Selenium	4.2	4.0	1.9	ug/L	
Silver	ND	5.0	0.37	ug/L	
Thallium	ND	1.0	0.25	ug/L	
Tin	ND	5.0	1.5	ug/L	
Vanadium	14	5.0	0.36	ug/L	
Zinc	15	10	7.6	ug/L	

Legend

- NA:** Not Analyzed
- B:** Contamination found in associated Method Blank
- J:** Estimated value
- MDL:** Method Detection Limit
- ND:** Not Detected at or above MDL
- RL:** Reporting Limit

Metals Analytical Report

Lab #: 553152	Project#: CCLF STORMWATER	
Client: Waste Connections	Location: Stormwater Outlet	
Field ID: SOUTH BASIN - NW CORNER	Batch#: 395394	Prep: EPA 245.1
Type: SAMPLE	Sampled: 02/13/26	Analysis: EPA 245.1
Lab ID: 553152-001	Received: 02/13/26	Analyst: KCD
Matrix: Water	Prepared: 02/14/26	
DF: 1.000	Analyzed: 02/14/26	

553152-001 Analyte	Result	RL	MDL	Units
Mercury	ND	0.40	0.091	ug/L

Field ID: SOUTH BASIN - S CENTRAL	Batch#: 395394	Prep: EPA 245.1
Type: SAMPLE	Sampled: 02/13/26	Analysis: EPA 245.1
Lab ID: 553152-002	Received: 02/13/26	Analyst: KCD
Matrix: Water	Prepared: 02/14/26	
DF: 1.000	Analyzed: 02/14/26	

553152-002 Analyte	Result	RL	MDL	Units
Mercury	0.12 J	0.40	0.091	ug/L

Field ID: SOUTH BASIN - W CENTRAL	Batch#: 395394	Prep: EPA 245.1
Type: SAMPLE	Sampled: 02/13/26	Analysis: EPA 245.1
Lab ID: 553152-003	Received: 02/13/26	Analyst: KCD
Matrix: Water	Prepared: 02/14/26	
DF: 1.000	Analyzed: 02/14/26	

553152-003 Analyte	Result	RL	MDL	Units
Mercury	ND	0.40	0.091	ug/L

Type: BLANK	Batch#: 395394	Analysis: EPA 245.1
Lab ID: QC1340688	Prepared: 02/14/26	Analyst: KCD
Matrix: Water	Analyzed: 02/14/26	
DF: 1.000	Prep: EPA 245.1	

QC1340688 Analyte	Result	RL	MDL	Units
Mercury	ND	0.40	0.091	ug/L

Legend
J: Estimated value
MDL: Method Detection Limit
ND: Not Detected at or above MDL
RL: Reporting Limit

Metals Analytical Report

Lab #: 553152	Project#: CCLF STORMWATER	
Client: Waste Connections	Location: Stormwater Outlet	
Field ID: SOUTH BASIN - S CENTRAL	Batch#: 395413	Analyzed: 02/15/26
Lab ID: 553152-002	Sampled: 02/13/26	Prep: EPA 3015A
Matrix: Water	Received: 02/13/26	Analysis: EPA 200.8
DF: 1.000	Prepared: 02/14/26	Analyst: KCD

553152-002 Analyte	Result	RL	MDL	Units	Qual
Antimony	1.7 J	2.0	1.0	ug/L	
Arsenic	12	2.0	0.27	ug/L	
Barium	230	5.0	0.44	ug/L	
Beryllium	1.1	1.0	0.060	ug/L	B
Boron	NA	^			
Cadmium	0.40 J	1.0	0.072	ug/L	
Chromium	23	5.0	0.43	ug/L	
Cobalt	12	1.0	0.090	ug/L	
Copper	35	3.0	0.96	ug/L	
Lead	20	5.0	0.23	ug/L	
Manganese	410	10	3.8	ug/L	
Nickel	23	5.0	1.3	ug/L	
Selenium	5.3	4.0	1.9	ug/L	
Silver	ND	5.0	0.37	ug/L	
Thallium	ND	1.0	0.25	ug/L	
Tin	ND	5.0	1.5	ug/L	
Vanadium	47	5.0	0.36	ug/L	
Zinc	110	10	7.6	ug/L	

Legend

- NA:** Not Analyzed
- B:** Contamination found in associated Method Blank
- J:** Estimated value
- MDL:** Method Detection Limit
- ND:** Not Detected at or above MDL
- RL:** Reporting Limit

Metals Analytical Report

Lab #: 553152	Project#: CCLF STORMWATER	
Client: Waste Connections	Location: Stormwater Outlet	
Field ID: SOUTH BASIN - W CENTRAL	Batch#: 395413	Analyzed: 02/15/26
Lab ID: 553152-003	Sampled: 02/13/26	Prep: EPA 3015A
Matrix: Water	Received: 02/13/26	Analysis: EPA 200.8
DF: 1.000	Prepared: 02/14/26	Analyst: KCD

553152-003 Analyte	Result	RL	MDL	Units	Qual
Antimony	1.7 J	2.0	1.0	ug/L	
Arsenic	6.9	2.0	0.27	ug/L	
Barium	43	5.0	0.44	ug/L	
Beryllium	0.19 J	1.0	0.060	ug/L	B
Boron	NA				
Cadmium	ND	1.0	0.072	ug/L	
Chromium	4.0 J	5.0	0.43	ug/L	
Cobalt	1.7	1.0	0.090	ug/L	
Copper	10	3.0	0.96	ug/L	
Lead	1.7 J	5.0	0.23	ug/L	
Manganese	53	10	3.8	ug/L	
Nickel	4.9 J	5.0	1.3	ug/L	
Selenium	4.1	4.0	1.9	ug/L	
Silver	ND	5.0	0.37	ug/L	
Thallium	ND	1.0	0.25	ug/L	
Tin	ND	5.0	1.5	ug/L	
Vanadium	10	5.0	0.36	ug/L	
Zinc	12	10	7.6	ug/L	

Legend

- NA:** Not Analyzed
- B:** Contamination found in associated Method Blank
- J:** Estimated value
- MDL:** Method Detection Limit
- ND:** Not Detected at or above MDL
- RL:** Reporting Limit

Total Oil & Grease (HEM)

Lab #: 553152	Project#: CCLF STORMWATER			
Client: Waste Connections	Location: Stormwater Outlet			
Field ID: SOUTH BASIN - NW CORNER	DF: 0.9804	Analyzed: 02/15/26		
Type: SAMPLE	Batch#: 395420	Prep: METHOD		
Lab ID: 553152-001	Sampled: 02/13/26	Analysis: EPA 1664A		
Matrix: Water	Received: 02/13/26	Analyst: JAG		
553152-001 Analyte	Result	RL	MDL	Units
Total Oil and Grease	ND	4.9	0.95	mg/L
Field ID: SOUTH BASIN - S CENTRAL	DF: 0.9901	Analyzed: 02/15/26		
Type: SAMPLE	Batch#: 395420	Prep: METHOD		
Lab ID: 553152-002	Sampled: 02/13/26	Analysis: EPA 1664A		
Matrix: Water	Received: 02/13/26	Analyst: JAG		
553152-002 Analyte	Result	RL	MDL	Units
Total Oil and Grease	ND	5.0	0.96	mg/L
Field ID: SOUTH BASIN - W CENTRAL	DF: 0.9852	Analyzed: 02/15/26		
Type: SAMPLE	Batch#: 395420	Prep: METHOD		
Lab ID: 553152-003	Sampled: 02/13/26	Analysis: EPA 1664A		
Matrix: Water	Received: 02/13/26	Analyst: JAG		
553152-003 Analyte	Result	RL	MDL	Units
Total Oil and Grease	ND	4.9	0.96	mg/L
Type: BLANK	DF: 1.000	Prep: METHOD		
Lab ID: QC1340801	Batch#: 395420	Analysis: EPA 1664A		
Matrix: Water	Analyzed: 02/15/26	Analyst: JAG		
QC1340801 Analyte	Result	RL	MDL	Units
Total Oil and Grease	ND	5.0	0.97	mg/L

Legend

- MDL:** Method Detection Limit
- ND:** Not Detected at or above MDL
- RL:** Reporting Limit

Alkalinity

Lab #: 553152	Project#: CCLF STORMWATER	
Client: Waste Connections	Location: Stormwater Outlet	
Field ID: SOUTH BASIN - NW CORNER	DF: 2.500	Analyzed: 02/13/26
Type: SAMPLE	Batch#: 395344	Prep: METHOD
Lab ID: 553152-001	Sampled: 02/13/26	Analysis: SM2320B
Matrix: Water	Received: 02/13/26	Analyst: WWC

553152-001 Analyte	Result	RL	Units
Bicarbonate	140	6.0	mg/L
Alkalinity, Total as CaCO3	130	5.0	mg/L

Field ID: SOUTH BASIN - S CENTRAL	DF: 2.500	
Type: SAMPLE	Batch#: 395344	
Lab ID: 553152-002	Sampled: 02/13/26	
Matrix: Water	Received: 02/13/26	
	Analyzed: 02/13/26	
	Prep: METHOD	
	Analysis: SM2320B	
	Analyst: WWC	

553152-002 Analyte	Result	RL	Units
Bicarbonate	200	6.0	mg/L
Alkalinity, Total as CaCO3	190	5.0	mg/L

Field ID: SOUTH BASIN - W CENTRAL	DF: 2.500	
Type: SAMPLE	Batch#: 395344	
Lab ID: 553152-003	Sampled: 02/13/26	
Matrix: Water	Received: 02/13/26	
	Analyzed: 02/13/26	
	Prep: METHOD	
	Analysis: SM2320B	
	Analyst: WWC	

553152-003 Analyte	Result	RL	Units
Bicarbonate	130	6.0	mg/L
Alkalinity, Total as CaCO3	150	5.0	mg/L

Type: BLANK	DF: 1.000	
Lab ID: QC1340523	Batch#: 395344	
Matrix: Water	Analyzed: 02/13/26	
	Prep: METHOD	
	Analysis: SM2320B	
	Analyst: WWC	

QC1340523 Analyte	Result	RL	Units
Bicarbonate	ND	2.0	mg/L
Alkalinity, Total as CaCO3	ND	2.0	mg/L

Legend
ND: Not Detected
RL: Reporting Limit

Chemical Oxygen Demand

Lab #: 553152	Project#: CCLF STORMWATER
Client: Waste Connections	Location: Stormwater Outlet

Field ID: SOUTH BASIN - NW CORNER	Batch#: 395376	Prep: SM 5220D
Type: SAMPLE	Sampled: 02/13/26	Analysis: SM5220D
Lab ID: 553152-001	Received: 02/13/26	Analyst: ARM
Matrix: Water	Prepared: 02/14/26	
DF: 1.000	Analyzed: 02/14/26	

553152-001 Analyte	Result	RL	MDL	Units
Chemical Oxygen Demand	80	4.0	2.0	mg/L

Field ID: SOUTH BASIN - S CENTRAL	Batch#: 395376	Prep: SM 5220D
Type: SAMPLE	Sampled: 02/13/26	Analysis: SM5220D
Lab ID: 553152-002	Received: 02/13/26	Analyst: ARM
Matrix: Water	Prepared: 02/14/26	
DF: 1.000	Analyzed: 02/14/26	

553152-002 Analyte	Result	RL	MDL	Units
Chemical Oxygen Demand	87	4.0	2.0	mg/L

Field ID: SOUTH BASIN - W CENTRAL	Batch#: 395376	Prep: SM 5220D
Type: SAMPLE	Sampled: 02/13/26	Analysis: SM5220D
Lab ID: 553152-003	Received: 02/13/26	Analyst: ARM
Matrix: Water	Prepared: 02/14/26	
DF: 1.000	Analyzed: 02/14/26	

553152-003 Analyte	Result	RL	MDL	Units
Chemical Oxygen Demand	92	4.0	2.0	mg/L

Type: BLANK	Batch#: 395376	Analysis: SM5220D
Lab ID: QC1340639	Prepared: 02/14/26	Analyst: ARM
Matrix: Water	Analyzed: 02/14/26	
DF: 1.000	Prep: SM 5220D	

QC1340639 Analyte	Result	RL	MDL	Units
Chemical Oxygen Demand	ND	4.0	2.0	mg/L

Legend

MDL: Method Detection Limit
ND: Not Detected at or above MDL
RL: Reporting Limit

Conductivity

Lab #: 553152	Project#: CCLF STORMWATER		
Client: Waste Connections	Location: Stormwater Outlet		
Field ID: SOUTH BASIN - NW CORNER	Batch#: 395357	Prep: METHOD	
Lab ID: 553152-001	Sampled: 02/13/26	Analysis: SM2510B	
Matrix: Water	Received: 02/13/26	Analyst: CDR	
DF: 1.000	Analyzed: 02/13/26		
<hr/>			
553152-001 Analyte	Result	RL	Units
Specific Conductance	770	1.0	umhos/cm
<hr/>			
Field ID: SOUTH BASIN - S CENTRAL	Batch#: 395357	Prep: METHOD	
Lab ID: 553152-002	Sampled: 02/13/26	Analysis: SM2510B	
Matrix: Water	Received: 02/13/26	Analyst: CDR	
DF: 1.000	Analyzed: 02/13/26		
<hr/>			
553152-002 Analyte	Result	RL	Units
Specific Conductance	860	1.0	umhos/cm
<hr/>			
Field ID: SOUTH BASIN - W CENTRAL	Batch#: 395357	Prep: METHOD	
Lab ID: 553152-003	Sampled: 02/13/26	Analysis: SM2510B	
Matrix: Water	Received: 02/13/26	Analyst: CDR	
DF: 1.000	Analyzed: 02/13/26		
<hr/>			
553152-003 Analyte	Result	RL	Units
Specific Conductance	780	1.0	umhos/cm

Legend

RL: Reporting Limit

Sulfide

Lab #: 553152	Project#: CCLF STORMWATER		
Client: Waste Connections	Location: Stormwater Outlet		
Field ID: SOUTH BASIN - NW CORNER	DF: 1.000	Analyzed: 02/13/26	
Type: SAMPLE	Batch#: 395371	Prep: METHOD	
Lab ID: 553152-001	Sampled: 02/13/26	Analysis: SM 4500-S2-D	
Matrix: Water	Received: 02/13/26	Analyst: TXC	
553152-001 Analyte		Result	RL
Sulfide		ND	0.10
Units mg/L			
Field ID: SOUTH BASIN - S CENTRAL	DF: 1.000	Analyzed: 02/13/26	
Type: SAMPLE	Batch#: 395371	Prep: METHOD	
Lab ID: 553152-002	Sampled: 02/13/26	Analysis: SM 4500-S2-D	
Matrix: Water	Received: 02/13/26	Analyst: TXC	
553152-002 Analyte		Result	RL
Sulfide		ND	0.10
Units mg/L			
Field ID: SOUTH BASIN - W CENTRAL	DF: 1.000	Analyzed: 02/13/26	
Type: SAMPLE	Batch#: 395371	Prep: METHOD	
Lab ID: 553152-003	Sampled: 02/13/26	Analysis: SM 4500-S2-D	
Matrix: Water	Received: 02/13/26	Analyst: TXC	
553152-003 Analyte		Result	RL
Sulfide		ND	0.10
Units mg/L			
Type: BLANK	DF: 1.000	Prep: METHOD	
Lab ID: QC1340626	Batch#: 395371	Analysis: SM 4500-S2-D	
Matrix: Water	Analyzed: 02/13/26	Analyst: TXC	
QC1340626 Analyte		Result	RL
Sulfide		ND	0.10
Units mg/L			

Legend
 ND: Not Detected
 RL: Reporting Limit

Total Dissolved Solids (TDS)

Lab #: 553152	Project#: CCLF STORMWATER	
Client: Waste Connections	Location: Stormwater Outlet	
Field ID: SOUTH BASIN - NW CORNER	Batch#: 395339	Prep: METHOD
Type: SAMPLE	Sampled: 02/13/26	Analysis: SM2540C
Lab ID: 553152-001	Received: 02/13/26	Analyst: CDR
Matrix: Water	Prepared: 02/13/26	
DF: 2.000	Analyzed: 02/15/26	

553152-001 Analyte	Result	RL	Units
Total Dissolved Solids	570	20	mg/L

Field ID: SOUTH BASIN - S CENTRAL	Batch#: 395339	Prep: METHOD
Type: SAMPLE	Sampled: 02/13/26	Analysis: SM2540C
Lab ID: 553152-002	Received: 02/13/26	Analyst: CDR
Matrix: Water	Prepared: 02/13/26	
DF: 2.000	Analyzed: 02/15/26	

553152-002 Analyte	Result	RL	Units
Total Dissolved Solids	650	20	mg/L

Field ID: SOUTH BASIN - W CENTRAL	Batch#: 395339	Prep: METHOD
Type: SAMPLE	Sampled: 02/13/26	Analysis: SM2540C
Lab ID: 553152-003	Received: 02/13/26	Analyst: CDR
Matrix: Water	Prepared: 02/13/26	
DF: 2.000	Analyzed: 02/15/26	

553152-003 Analyte	Result	RL	Units
Total Dissolved Solids	560	20	mg/L

Type: BLANK	Batch#: 395339	Analysis: SM2540C
Lab ID: QC1340511	Prepared: 02/13/26	Analyst: CDR
Matrix: Water	Analyzed: 02/15/26	
DF: 1.000	Prep: METHOD	

QC1340511 Analyte	Result	RL	Units
Total Dissolved Solids	ND	10	mg/L

Legend
 ND: Not Detected
 RL: Reporting Limit

Total Phenolics

Lab #: 553152	Project#: CCLF STORMWATER	
Client: Waste Connections	Location: Stormwater Outlet	
Field ID: SOUTH BASIN - NW CORNER	DF: 1.000	Analyzed: 02/13/26
Type: SAMPLE	Batch#: 395317	Prep: METHOD
Lab ID: 553152-001	Sampled: 02/13/26	Analysis: EPA 420.1
Matrix: Water	Received: 02/13/26	Analyst: LVL

553152-001 Analyte	Result	RL	MDL	Units
Total Phenolics	0.011	0.010	0.0056	mg/L

Field ID: SOUTH BASIN - S CENTRAL	DF: 1.000	
Type: SAMPLE	Batch#: 395317	
Lab ID: 553152-002	Sampled: 02/13/26	
Matrix: Water	Received: 02/13/26	
	Analyzed: 02/13/26	
	Prep: METHOD	
	Analysis: EPA 420.1	
	Analyst: LVL	

553152-002 Analyte	Result	RL	MDL	Units
Total Phenolics	ND	0.010	0.0056	mg/L

Field ID: SOUTH BASIN - W CENTRAL	DF: 1.000	
Type: SAMPLE	Batch#: 395317	
Lab ID: 553152-003	Sampled: 02/13/26	
Matrix: Water	Received: 02/13/26	
	Analyzed: 02/13/26	
	Prep: METHOD	
	Analysis: EPA 420.1	
	Analyst: LVL	

553152-003 Analyte	Result	RL	MDL	Units
Total Phenolics	ND	0.010	0.0056	mg/L

Type: BLANK	DF: 1.000	
Lab ID: QC1340433	Batch#: 395317	
Matrix: Water	Analyzed: 02/13/26	
	Prep: METHOD	
	Analysis: EPA 420.1	
	Analyst: LVL	

QC1340433 Analyte	Result	RL	MDL	Units
Total Phenolics	ND	0.010	0.0056	mg/L

Legend
MDL: Method Detection Limit
ND: Not Detected at or above MDL
RL: Reporting Limit

Total Suspended Solids (TSS)

Lab #: 553152	Project#: CCLF STORMWATER	
Client: Waste Connections	Location: Stormwater Outlet	
Field ID: SOUTH BASIN - NW CORNER	Batch#: 395360	Prep: METHOD
Type: SAMPLE	Sampled: 02/13/26	Analysis: SM2540D
Lab ID: 553152-001	Received: 02/13/26	Analyst: CKN
Matrix: Water	Prepared: 02/13/26	
DF: 1.000	Analyzed: 02/14/26	

553152-001 Analyte	Result	RL	Units
Total Suspended Solids	100	0.5	mg/L

Field ID: SOUTH BASIN - S CENTRAL	Batch#: 395360	
Type: SAMPLE	Sampled: 02/13/26	
Lab ID: 553152-002	Received: 02/13/26	
Matrix: Water	Prepared: 02/13/26	
DF: 1.000	Analyzed: 02/14/26	
	Prep: METHOD	
	Analysis: SM2540D	
	Analyst: CKN	

553152-002 Analyte	Result	RL	Units
Total Suspended Solids	1,400	0.5	mg/L

Field ID: SOUTH BASIN - W CENTRAL	Batch#: 395360	
Type: SAMPLE	Sampled: 02/13/26	
Lab ID: 553152-003	Received: 02/13/26	
Matrix: Water	Prepared: 02/13/26	
DF: 1.000	Analyzed: 02/14/26	
	Prep: METHOD	
	Analysis: SM2540D	
	Analyst: CKN	

553152-003 Analyte	Result	RL	Units
Total Suspended Solids	61	0.5	mg/L

Type: BLANK	Batch#: 395360	Analysis: SM2540D
Lab ID: QC1340590	Prepared: 02/13/26	Analyst: CKN
Matrix: Water	Analyzed: 02/14/26	
DF: 1.000	Prep: METHOD	

QC1340590 Analyte	Result	RL	Units
Total Suspended Solids	ND	0.5	mg/L

Legend
 ND: Not Detected
 RL: Reporting Limit

Turbidity

Lab #: 553152	Project#: CCLF STORMWATER			
Client: Waste Connections	Location: Stormwater Outlet			
Field ID: SOUTH BASIN - NW CORNER	Batch#: 395367	Prep:		
Lab ID: 553152-001	Sampled: 02/13/26 09:03	Analysis: SM2130B		
Matrix: Water	Received: 02/13/26	Analyst: CDR		
DF: 1.000	Analyzed: 02/13/26 19:24			
553152-001 Analyte	Result	RL	MDL	Units
Turbidity	120	0.20	0.12	NTU
Field ID: SOUTH BASIN - S CENTRAL	Batch#: 395367	Prep:		
Lab ID: 553152-002	Sampled: 02/13/26 09:16	Analysis: SM2130B		
Matrix: Water	Received: 02/13/26	Analyst: CDR		
DF: 1.000	Analyzed: 02/13/26 19:24			
553152-002 Analyte	Result	RL	MDL	Units
Turbidity	1,300	0.20	0.12	NTU
Field ID: SOUTH BASIN - W CENTRAL	Batch#: 395367	Prep:		
Lab ID: 553152-003	Sampled: 02/13/26 11:08	Analysis: SM2130B		
Matrix: Water	Received: 02/13/26	Analyst: CDR		
DF: 1.000	Analyzed: 02/13/26 19:24			
553152-003 Analyte	Result	RL	MDL	Units
Turbidity	67	0.20	0.12	NTU

Legend

MDL: Method Detection Limit

RL: Reporting Limit