



January 30, 2026

Enrique Casas
Los Angeles Regional Water Quality Control Board
320 W. 4th Street, Suite 200
Los Angeles, California 90013
enrique.casas@waterboards.ca.gov

**Re: Investigative Order No. R4-2024-0010
Los Angeles Regional Water Quality Control Board**

Dear Dr. Casas:

This submittal has been prepared for the Los Angeles Regional Water Quality Control Board (“Regional Board”), by Chiquita Canyon, LLC (“Chiquita”) as required by the Investigative Order No. R4-2024-0010 (the “Order”), issued by the Regional Board on March 20, 2024. Pursuant to Conditions 1(g) and (j) of the Order, Chiquita produces the following information regarding a storm event that occurred on December 31, 2025 and January 1, 2026, and resulted in a discharge into and out of the South Sedimentation Basin (“Basin”).

I. Post-Storm Event Assessment and Geosynthetic Cover Analysis

Condition 1(g) of the Order requires the following:

For storms that produce a discharge into the sedimentation basin, a post-storm event assessment and report on the effectiveness of the geosynthetic cover that will be installed over a portion of the area impacted by the reaction to prevent leachate from commingling with stormwater until the elevated Landfill temperature condition has resolved. This report is due 30 days after the first day of the storm event that produces a discharge.

On December 31, 2025, a storm event began which caused a discharge into the Basin through the eastern and western inlets. From the same storm event, discharge out of the Basin occurred on January 1, 2026. Chiquita followed protocol pursuant to its updated Storm Water Pollution Prevention Plan (“SWPPP”) and related best management practices, including those outlined in Section 6.6 of the SWPPP, to minimize and prevent leachate migration with stormwater runoff into onsite discharge channels, drain inlets, and inlets to the Basin. Chiquita also conducted sampling pursuant to Condition 1(j) as discussed below.

Mr. Enrique Casas
Los Angeles Regional Water Quality Control Board

The reaction area at the landfill has been covered with approximately 60-acres of 30-mil high density polyethylene and 60-mil ethylene vinyl alcohol/high density polyethylene geomembrane cover (“cover”) to reduce landfill surface emissions, prevent soil erosion, and mitigate against leachate commingling with stormwater runoff. Additionally, twice daily inspections are performed of this area to assess the effectiveness of the cover, including identifying any leachate seeps, cover integrity concerns, or stormwater discharges into and out of the Basin. At the time of this discharge event, the cover was observed to be effective at preventing leachate commingling with stormwater runoff, among its other intended purposes.

II. Discharge Sampling Analysis

Condition 1(j) of the Order requires the following:

The Discharger must sample and submit the analysis of any and all discharges into and out of the south sedimentation basin. Analytes shall include parameters identified in the effluent limitation guidelines in Subchapter N, Subpart B—RCRA Subtitle D Non-Hazardous Waste Landfills, Mpars, parameters the Discharger is required to sample per the Industrial General Permit including TMDL related requirements in Attachment E, and Appendix II constituents. All results must be submitted to the Los Angeles Water Board within 30 days of the first day of the discharge event.

In accordance with Condition 1(j) of the Order, Chiquita collected samples representative of discharge into the Basin from the eastern and western inlets on December 31, 2025. The results are attached hereto as Attachment A. Chiquita also collected samples representative of discharge out of the Basin on January 1, 2026. The results are attached hereto as Attachment B.

During storm events, stormwater runoff enters the two-stage Basin via the eastern and western inlets prior to any potential discharge. The two-stage Basin is designed to fully capture runoff from typical storm events, which allows for sedimentation of suspended solids and other contaminants associated with suspended solids. Clarified stormwater typically either evaporates, infiltrates, or is used for dust suppression. As approved by the Regional Board in January 2025 and further outlined in Section 4 of the SWPPP, clarified stormwater from the second stage—depending on the circumstances and weather forecasts—may be discharged manually utilizing a pump to allow for controlled discharge and give capacity for runoff from future storm events. During non-typical intense or prolonged storm events, stormwater runoff may also discharge off-site via gravity.

III. East Basin Sampling Results

Chiquita is also providing results for samples collected from the East Basin on December 29, 2025 and December 30, 2025. The results are attached hereto as Attachment C and D, respectively.

Mr. Enrique Casas
Los Angeles Regional Water Quality Control Board

* * * * *

Regards

Matt Breuer
Environmental Manager
Waste Connections

Attachment A – South Sedimentation Basin Discharge Sampling Results (for 2025-12-31)
Attachment B – South Sedimentation Basin Discharge Sampling Results (for 2026-01-01)
Attachment C – East Sedimentation Basin Discharge Sampling Results (for 2026-12-29)
Attachment D – East Sedimentation Basin Discharge Sampling Results (for 2026-12-30)

cc: (via email)
John Perkey, Waste Connections
Kelly Kincella, Waste Connections
Sarah Phillips, Waste Connections
Pavlova Vitale, Los Angeles Regional Water Quality Control Board
Robert Ragland, Los Angeles County Department of Public Health
Liza Frias, Los Angeles County Department of Public Health
Nichole Quick, M.D., Los Angeles County Department of Public Health
Beverley Tway, Los Angeles County Department of Public Health
Karen Gork, LEA
Eric Morofuji, LEA
Shikari Nakagawa-Ota, LEA
Renee Jensen, LEA Counsel
Blaine McPhillips, County Counsel
Emiko Thompson, Los Angeles County Public Works
Alex Garcia, Los Angeles County Department of Regional Planning
Philip Chen, Los Angeles County Department of Regional Planning
Steven Jareb, Los Angeles County Department of Regional Planning
Wes Mindermann, CalRecycle
Jeff Lindberg, California Air Resources Board
Jack Cheng, South Coast Air Quality Management District
Larry Israel, South Coast Air Quality Management District
Tyler Holybee, United States Environmental Protection Agency
Mark Anthony Relon, United States Environmental Protection Agency
Laura Friedli, United States Environmental Protection Agency

ATTACHMENT A



ENTHALPY
ANALYTICAL

Enthalpy Analytical
931 West Barkley Ave
Orange, CA 92868
(714) 771-6900

enthalpy.com

Lab Job Number : 550065
Report Level : II
Report Date : 01/20/2026

Analytical Report *prepared for:*

Dylan Smith
Waste Connections
Chiquita Canyon Landfill
29201 Henry Mayo Drive
Castaic, CA 91384

Project: CCLF STORMWATER - Chiquita Canyon Stormwater

Authorized for release by:

David Tripp, Project Manager
657-581-4710
david.tripp@enthalpy.com

This data package has been reviewed for technical correctness and completeness. Release of this data has been authorized by the Laboratory Manager or the Manager's designee, as verified by the above signature which applies to this PDF file as well as any associated electronic data deliverable files. The results contained in this report meet all requirements of NELAP and pertain only to those samples which were submitted for analysis. This report may be reproduced only in its entirety.

CA ELAP# 1338, CA ELAP #1338-S1, NELAP# 4038, SCAQMD LAP# 18LA0518, LACSD ID# 10105, ORELAP# 4197

Sample Summary

Dylan Smith	Lab Job #:	550065
Waste Connections	Project No:	CCLF STORMWATER
Chiquita Canyon Landfill	Location:	Chiquita Canyon Stormwater
29201 Henry Mayo	Date Received:	12/31/25
Drive		
Castaic, CA 91384		

Sample ID	Lab ID	Collected	Matrix
SOUTH BASIN - WESTERN INLET	550065-001	12/31/25 13:50	Water
SOUTH BASIN - EASTERN INLET	550065-002	12/31/25 14:25	Water

Case Narrative

Waste Connections
Chiquita Canyon Landfill
29201 Henry Mayo Drive
Castaic, CA 91384
Dylan Smith

Lab Job Number: 550065
Project No: CCLF STORMWATER
Location: Chiquita Canyon
Stormwater
Date Received: 12/31/25

This data package contains sample and QC results for two water samples, requested for the above referenced project on 12/31/25. The samples were received in good condition.

Volatile Organics by GC/MS (EPA 8260B):

- Toluene was detected between the MDL and the RL in the method blank for batch 391466; this analyte was not detected in samples at or above the RL.
- SOUTH BASIN - WESTERN INLET (lab # 550065-001) and SOUTH BASIN - EASTERN INLET (lab # 550065-002) had pH greater than 2.
- No other analytical problems were encountered.

Semivolatile Organics by GC/MS (EPA 8270C):

No analytical problems were encountered.

Semivolatile Organics by GC/MS (EPA 625.1):

- Low surrogate recoveries were observed for phenol-d6 in SOUTH BASIN - WESTERN INLET (lab # 550065-001) and the method blank for batch 391447.
- No other analytical problems were encountered.

Semivolatile Organics by GC/MS SIM (EPA 8270C-SIM):

No analytical problems were encountered.

Pesticides (EPA 8081A):

No analytical problems were encountered.

Total Organic Carbon by IR (SM 5310B):

No analytical problems were encountered.

PCBs (EPA 8082):

No analytical problems were encountered.

Metals (EPA 200.7, EPA 200.8, and EPA 245.1):

- Low recoveries were observed for tin in the MS/MSD for batch 391518; the parent sample was not a project sample, and the associated RPD was within limits. High recoveries were observed for manganese and zinc; the associated RPDs were within limits.
- High recoveries were observed for boron, manganese, and zinc in the MSD for batch 391518; the parent sample was not a project sample. High RPD was observed for many analytes in the MS/MSD for batch 391518.
- No other analytical problems were encountered.

Ion Chromatography (EPA 300.0):

- Low recoveries were observed for fluoride in the MS/MSD for batch 391413; the parent sample was not a project sample, the LCS was within limits, and the associated RPD was within limits.
- No other analytical problems were encountered.

Conductivity (SM2510B):

No analytical problems were encountered.

Total Oil & Grease (HEM) (EPA 1664A):

- Matrix spikes were not performed for this analysis due to insufficient sample volume.
- No analytical problems were encountered.

Total Phenolics (EPA 420.1):

No analytical problems were encountered.

Alkalinity (SM2320B):

No analytical problems were encountered.

Sulfide (SM 4500-S2-D):

No analytical problems were encountered.

Total Dissolved Solids (TDS) (SM2540C):

- High RPD was observed for total dissolved solids in the SDUP for batch 391571; the parent sample was not a project sample.
- No other analytical problems were encountered.

Total Suspended Solids (TSS) (SM2540D):

- High RPD was observed for total suspended solids in the SDUP for batch 391513; the parent sample was not a project sample.
- No other analytical problems were encountered.

Chemical Oxygen Demand (SM5220D):

No analytical problems were encountered.

Biochemical Oxygen Demand (SM5210B):

No analytical problems were encountered.

Turbidity (SM2130B):

No analytical problems were encountered.

Cyanide - Semi-Automated Method (SM 4500-CN-E and SM 4500-CN-E):

No analytical problems were encountered.

Coliform - 9221 Tests (SM 9221B and SM 9221F):

No analytical problems were encountered.

Ammonia and TKN- Semi-Automated Method (SM 4500-NH3-G):

No analytical problems were encountered.

Organophosphorus Pesticides (EPA 8141A):

Pace Laboratories in Bakersfield, CA performed the analysis (see sublab report section for certifications). Please see the Pace Laboratories case narrative.

8151A Chlorinated Herbicides (EPA 8151A):

McC Campbell Analytical, Inc. in Pittsburg, CA performed the analysis (NELAP certified). Please see the McC Campbell Analytical, Inc. case narrative.

RSK-175 CO2 (RSK-175):

McCampbell Analytical, Inc. in Pittsburg, CA performed the analysis (see sublab report section for certifications). Please see the McCampbell Analytical, Inc. case narrative.

Dioxins & Furans (EPA 8290):

Enthalpy - El Dorado Hills in El Dorado Hills, CA performed the analysis (see sublab report section for certifications). Please see the Enthalpy - El Dorado Hills case narrative.



Enthalpy Analytical - Orange
 931 W. Barkley Avenue, Orange, CA 92868
 Phone 714-771-6900

Chain of Custody Record
 Lab No: **550065**
 Page: 1 of 3

Turn Around Time (rush by advanced notice only)
 Standard: X
 5 Day:
 1 Day:
 3 Day:
 Custom TAT:

Matrix: A = Air S = Soil/Solid
 W = Water DW = Drinking Water SD = Sediment
 PP = Pure Product SEA = Sea Water
 SW = Swab T = Tissue WP = Wipe O = Other

Preservatives:
 1 = Na₂S₂O₃ 2 = HCl 3 = HNO₃
 4 = H₂SO₄ 5 = NaOH 6 = Other

Sample Receipt Temp:
 5.0 JAS 2.5
 2.1 4.4 4.6
 1.2 (lab use only)

CUSTOMER INFORMATION			PROJECT INFORMATION			Analysis Request			Test Instructions / Comments				
Company:	Chiquita Canyon, LLC	Name:	SW - Inlets	Sample ID	Sample ID	Sample ID	Sample ID	Sample ID	Sample ID	Sample ID	Sample ID	Sample ID	Sample ID
Report To:	Kate Logan	Number:		Sample ID	Sample ID	Sample ID	Sample ID	Sample ID	Sample ID	Sample ID	Sample ID	Sample ID	Sample ID
Email:	kate.logan@wasteconnections.com	P.O. #:		Sample ID	Sample ID	Sample ID	Sample ID	Sample ID	Sample ID	Sample ID	Sample ID	Sample ID	Sample ID
Address:	29201 Henry Mayo Drive	Address:	29201 Henry Mayo Drive	Sample ID	Sample ID	Sample ID	Sample ID	Sample ID	Sample ID	Sample ID	Sample ID	Sample ID	Sample ID
Phone:	Castaic, CA 91384	Global ID:	Castaic, CA 91384	Sample ID	Sample ID	Sample ID	Sample ID	Sample ID	Sample ID	Sample ID	Sample ID	Sample ID	Sample ID
Fax:	682-559-3880	Sampled By:	MT, CH	Sample ID	Sample ID	Sample ID	Sample ID	Sample ID	Sample ID	Sample ID	Sample ID	Sample ID	Sample ID
1	South Basin - Western Inlet	12/31/25	1350	W	31	1,2,4,6	X	X	X	X	X	X	X
2	South Basin - Eastern Inlet	12/31/25	1425	W	31	1,2,4,6	X	X	X	X	X	X	X
3													
4													
5													
6													
7													
8													
9													
10													

200.7 - Fe, Ca, K, Mg, Na
 Additional email recipients:
 matt.breuer@wasteconnections.com
 stormwater@wasteconnections.com
 tmb@swteng.com
 aav@swteng.com

200.8 - Ag, As, B, Ba, Be, Cd, Co, Cr, Cu, Ni, Mn, Pb, Sb, Se, Sn, Ti, V, Zn
 200.7 - Fe, Ca, K, Mg, Na

Additional email recipients:
 matt.breuer@wasteconnections.com
 stormwater@wasteconnections.com
 tmb@swteng.com
 aav@swteng.com

Direct invoices to:
 Maribel Bolanos
 (661) 257-3665



Login 550065

Signature	Print Name	Company / Title	Date / Time
<i>[Signature]</i>	Caleb Henryk	TECH	12/31/25 1720
<i>[Signature]</i>	Adrian D...	EA	12/31/25 1720



Enthalpy Analytical - Orange
 931 W. Barkley Avenue, Orange, CA 92868
 Phone 714-771-6900

Chain of Custody Record
 Lab No: **550065**
 Page: **2** of **3**

Matrix: A = Air S = Soil/Solid
 W = Water DW = Drinking Water SD = Sediment
 PP = Pure Product SEA = Sea Water
 SW = Swab T = Tissue WP = Wipe O = Other

Turn Around Time (rush by advanced notice only)
 Standard: **X**
 5 Day:
 1 Day:
 3 Day:
 Custom TAT:
 Sample Receipt Temp:
 (lab use only)

CUSTOMER INFORMATION				PROJECT INFORMATION				Analysis Request				Test Instructions / Comments							
Company:	Chiquita Canyon, LLC	Name:	SW - Inlets	SW - Inlets															
Report To:	Kate Logan	Number:																	
Email:	kate.logan@wasteconnections.com	P.O. #:		29201 Henry Mayo Drive															
Address:	29201 Henry Mayo Drive	Address:		Castaic, CA 91384															
Phone:	682-559-3880	Global ID:																	
Fax:		Sampled By:		MT, CH															
Sample ID	Sampling Date	Sampling Time	Matrix	Container No. / Size	Pres.	SM4500-S2-D Total Sulfide	420.1 Total Phenolics	1664A Oil and Grease	9221B Total Coliform	9221F E. Coll	300.0 Cl, Br, F, NO3, NO2, SO4	2540D TSS	5310B TOC	8270 SIM 1,4-Dioxane	SM2320B Alkalinity	Temp: 15.5°C, pH 8.20	Temp: 14.1°C, pH 8.28		
1 South Basin - Western Inlet	12/31/25	1350	W	31	1,2,4,6	X	X	X	X	X	X	X	X	X	X				
2 South Basin - Eastern Inlet	12/31/25	1425	W	31	1,2,4,6	X	X	X	X	X	X	X	X	X	X				
3																			
4																			
5																			
6																			
7																			
8																			
9																			
10																			

Signature	Print Name	Company / Title	Date / Time
<i>[Signature]</i>	Caleb Hartz	TECH	12/19/25 7:20
<i>[Signature]</i>	Adam Diskinger	EA	12/31/25 1:20

1 Relinquished By:
 1 Received By:
 2 Relinquished By:
 2 Received By:
 3 Relinquished By:
 3 Received By:



Enthalpy Analytical - Orange

931 W. Barkley Avenue, Orange, CA 92868
Phone 714-771-6900

Chain of Custody Record

Lab No: **550065**
Page: **3** of **3**

Matrix: A = Air S = Soil/Solid
W = Water DW = Drinking Water SD = Sediment
PP = Pure Product SEA = Sea Water
SW = Swab T = Tissue WP = Wipe O = Other

Turn Around Time (rush by advanced notice only)

Standard: 5 Day: 3 Day:
2 Day: 1 Day: Custom TAT:

Preservatives:
1 = Na₂S₂O₃ 2 = HCl 3 = HNO₃
4 = H₂SO₄ 5 = NaOH 6 = Other
(lab use only)

Sample Receipt Temp:

PROJECT INFORMATION

Company: Chiquita Canyon, LLC
Report To: Kate Logan
Email: kate.logan@wasteconnections.com
Address: 29201 Henry Mayo Drive
Castaic, CA 91384
Phone: 682-559-3880
Fax:
Name:
Number:
P.O. #:
Address: 29201 Henry Mayo Drive
Castaic, CA 91384
Global ID:
Sampled By: MT, CH

Analysis Request

Sample ID	Sampling Date	Sampling Time	Matrix	Container No. / Size	Pres.
1	12/31/25	1350	W	31	1,2,4,6
2	12/31/25	1425	W	31	1,2,4,6
3					
4					
5					
6					
7					
8					
9					
10					

Test Instructions / Comments

625.1 - Benzoic Acid, Pyridine, Phenol, 2-methylphenol, 3,4-methylphenol, Cresol, Naphthalene, alpha-terpineol

Additional email recipients:
matt.breuer@wasteconnections.com
stormwater@wasteconnections.com
tmb@swteng.com
aav@swteng.com

Direct invoices to:
Maribel Bolanos
(661) 257-3665

CUSTOMER INFORMATION

Sample ID	Sampling Date	Sampling Time	Matrix	Container No. / Size	Pres.
1	12/31/25	1350	W	31	1,2,4,6
2	12/31/25	1425	W	31	1,2,4,6
3					
4					
5					
6					
7					
8					
9					
10					

Signature

Signature: *[Handwritten Signature]*
Print Name: **Caleb Hensyk**
Company / Title: **CTEHA**

Date / Time: **12/31/25 1720**
12/31/25 1720

- 1 Relinquished By:
- 1 Received By:
- 2 Relinquished By:
- 2 Received By:
- 3 Relinquished By:
- 3 Received By:

Analysis Results for 550065

Dylan Smith
 Waste Connections
 Chiquita Canyon Landfill
 29201 Henry Mayo Drive
 Castaic, CA 91384

Lab Job #: 550065
 Project No: CCLF STORMWATER
 Location: Chiquita Canyon Stormwater
 Date Received: 12/31/25

Sample ID: SOUTH BASIN - WESTERN INLET	Lab ID: 550065-001 Matrix: Water	Collected: 12/31/25 13:50
--	---	----------------------------------

550065-001 Analyte	Result	Qual	Units	RL	MDL	DF	Batch	Prepared	Analyzed	Chemist
Method: EPA 1664A Prep Method: METHOD										
Total Oil and Grease	ND		mg/L	5.1	0.99	1	391559	01/04/26	01/05/26	JAG
Method: EPA 200.7 Prep Method: EPA 3015A										
Calcium	51		mg/L	0.10	0.0095	1	391450	01/02/26	01/02/26	SBW
Iron	5.2		mg/L	0.050	0.017	1	391450	01/02/26	01/02/26	SBW
Magnesium	7.6		mg/L	0.10	0.017	1	391450	01/02/26	01/02/26	SBW
Potassium	6.1		mg/L	0.50	0.20	1	391450	01/02/26	01/02/26	SBW
Sodium	58		mg/L	0.50	0.017	1	391450	01/02/26	01/02/26	SBW
Method: EPA 200.8 Prep Method: EPA 3015A										
Antimony	ND		ug/L	2.0	1.3	1	391518	01/02/26	01/07/26	KAM
Arsenic	4.4		ug/L	2.0	0.30	1	391518	01/02/26	01/07/26	KAM
Barium	55		ug/L	5.0	0.44	1	391518	01/02/26	01/07/26	KAM
Beryllium	0.13	J	ug/L	1.0	0.060	1	391518	01/02/26	01/07/26	KAM
Boron	170		ug/L	100	57	10	391518	01/02/26	01/07/26	KAM
Cadmium	ND		ug/L	1.0	0.21	1	391518	01/02/26	01/07/26	KAM
Chromium	9.4		ug/L	5.0	0.40	1	391518	01/02/26	01/07/26	KAM
Cobalt	2.5		ug/L	1.0	0.14	1	391518	01/02/26	01/07/26	KAM
Copper	8.9		ug/L	3.0	0.84	1	391518	01/02/26	01/07/26	KAM
Lead	3.2	J	ug/L	5.0	0.23	1	391518	01/02/26	01/07/26	KAM
Manganese	110		ug/L	10	4.3	1	391518	01/02/26	01/07/26	KAM
Nickel	6.1		ug/L	5.0	0.91	1	391518	01/02/26	01/07/26	KAM
Selenium	ND		ug/L	10	5.0	1	391518	01/02/26	01/07/26	KAM
Silver	ND		ug/L	5.0	0.37	1	391518	01/02/26	01/07/26	KAM
Thallium	0.18	J	ug/L	1.0	0.14	1	391518	01/02/26	01/07/26	KAM
Tin	ND		ug/L	5.0	1.5	1	391518	01/02/26	01/07/26	KAM
Vanadium	13		ug/L	5.0	0.59	1	391518	01/02/26	01/07/26	KAM
Zinc	24		ug/L	10	7.6	1	391518	01/02/26	01/07/26	KAM
Method: EPA 245.1 Prep Method: EPA 245.1										
Mercury	ND		ug/L	0.40	0.089	1	391597	01/05/26	01/05/26	MLL
Method: EPA 300.0 Prep Method: METHOD										
Fluoride	0.27		mg/L	0.20	0.072	1	391413	12/31/25 18:10	01/01/26 01:23	KUM
Chloride	24		mg/L	1.0	0.27	1	391413	12/31/25 18:10	01/01/26 01:23	KUM
Nitrogen, Nitrite	0.05	J	mg/L	0.10	0.02	1	391413	12/31/25 18:10	01/01/26 01:23	KUM

Analysis Results for 550065

550065-001 Analyte	Result	Qual	Units	RL	MDL	DF	Batch	Prepared	Analyzed	Chemist
Bromide	0.18	J	mg/L	0.30	0.060	1	391413	12/31/25 18:10	01/01/26 01:23	KUM
Nitrogen, Nitrate	1.7		mg/L	0.10	0.05	1	391413	12/31/25 18:10	01/01/26 01:23	KUM
Sulfate	150		mg/L	10	2.5	10	391413	12/31/25 18:10	01/01/26 01:43	KUM
Method: EPA 350.1 Prep Method: METHOD										
Ammonia-N	0.37		mg/L	0.10	0.068	1	391593	01/05/26	01/05/26	JAK
Method: EPA 420.1 Prep Method: METHOD										
Total Phenolics	0.0070	J	mg/L	0.010	0.0065	1	392363	01/13/26	01/13/26	LVL
Method: EPA 625.1 Prep Method: EPA 3510C										
Pyridine	ND		ug/L	9.7	2.7	0.97	391447	01/02/26	01/02/26	TJW
Phenol	ND		ug/L	9.7	2.0	0.97	391447	01/02/26	01/02/26	TJW
2-Methylphenol	ND		ug/L	9.7	3.1	0.97	391447	01/02/26	01/02/26	TJW
3-,4-Methylphenol	ND		ug/L	9.7	2.9	0.97	391447	01/02/26	01/02/26	TJW
Benzoic acid	ND		ug/L	49	11	0.97	391447	01/02/26	01/02/26	TJW
Naphthalene	ND		ug/L	9.7	3.5	0.97	391447	01/02/26	01/02/26	TJW
Cresol	ND		ug/L	9.7		0.97	391447	01/02/26	01/02/26	TJW
a-Terpineol	ND		ug/L	9.7	2.0	0.97	391447	01/02/26	01/03/26	TJW
Method: EPA 8081A Prep Method: EPA 3510C										
alpha-BHC	ND		ug/L	0.05	0.009	0.94	391575	01/04/26	01/04/26	KMB
beta-BHC	ND		ug/L	0.05	0.01	0.94	391575	01/04/26	01/04/26	KMB
gamma-BHC	ND		ug/L	0.05	0.008	0.94	391575	01/04/26	01/04/26	KMB
delta-BHC	ND		ug/L	0.05	0.01	0.94	391575	01/04/26	01/04/26	KMB
Heptachlor	ND		ug/L	0.05	0.01	0.94	391575	01/04/26	01/04/26	KMB
Aldrin	ND		ug/L	0.05	0.01	0.94	391575	01/04/26	01/04/26	KMB
Heptachlor epoxide	ND		ug/L	0.05	0.009	0.94	391575	01/04/26	01/04/26	KMB
Endosulfan I	ND		ug/L	0.05	0.01	0.94	391575	01/04/26	01/04/26	KMB
Dieldrin	ND		ug/L	0.09	0.01	0.94	391575	01/04/26	01/04/26	KMB
4,4'-DDE	ND		ug/L	0.09	0.01	0.94	391575	01/04/26	01/04/26	KMB
Endrin	ND		ug/L	0.09	0.01	0.94	391575	01/04/26	01/04/26	KMB
Endosulfan II	ND		ug/L	0.09	0.02	0.94	391575	01/04/26	01/04/26	KMB
Endosulfan sulfate	ND		ug/L	0.09	0.01	0.94	391575	01/04/26	01/04/26	KMB
4,4'-DDD	ND		ug/L	0.09	0.01	0.94	391575	01/04/26	01/04/26	KMB
Endrin aldehyde	ND		ug/L	0.09	0.02	0.94	391575	01/04/26	01/04/26	KMB
Endrin ketone	ND		ug/L	0.09	0.02	0.94	391575	01/04/26	01/04/26	KMB
4,4'-DDT	ND		ug/L	0.09	0.03	0.94	391575	01/04/26	01/04/26	KMB
Methoxychlor	ND		ug/L	0.09	0.03	0.94	391575	01/04/26	01/04/26	KMB
Toxaphene	ND		ug/L	1.9	0.4	0.94	391575	01/04/26	01/04/26	KMB
Chlordane (Technical)	ND		ug/L	0.9	0.2	0.94	391575	01/04/26	01/04/26	KMB
Surrogates				Limits						
TCMX	94%		%REC	29-120		0.94	391575	01/04/26	01/04/26	KMB
Decachlorobiphenyl	102%		%REC	33-132		0.94	391575	01/04/26	01/04/26	KMB
Method: EPA 8082 Prep Method: EPA 3510C										
Aroclor-1016	ND		ug/L	0.47	0.29	0.94	391575	01/04/26	01/04/26	KMB
Aroclor-1221	ND		ug/L	0.47	0.44	0.94	391575	01/04/26	01/04/26	KMB
Aroclor-1232	ND		ug/L	0.47	0.26	0.94	391575	01/04/26	01/04/26	KMB

Analysis Results for 550065

550065-001 Analyte	Result	Qual	Units	RL	MDL	DF	Batch	Prepared	Analyzed	Chemist
Aroclor-1242	ND		ug/L	0.47	0.27	0.94	391575	01/04/26	01/04/26	KMB
Aroclor-1248	ND		ug/L	0.47	0.22	0.94	391575	01/04/26	01/04/26	KMB
Aroclor-1254	ND		ug/L	0.47	0.25	0.94	391575	01/04/26	01/04/26	KMB
Aroclor-1260	ND		ug/L	0.47	0.31	0.94	391575	01/04/26	01/04/26	KMB
Aroclor-1262	ND		ug/L	0.47	0.28	0.94	391575	01/04/26	01/04/26	KMB
Aroclor-1268	ND		ug/L	0.47	0.24	0.94	391575	01/04/26	01/04/26	KMB
Surrogates	Limits									
Decachlorobiphenyl (PCB)	93%		%REC	28-138		0.94	391575	01/04/26	01/04/26	KMB
Method: EPA 8260B										
Prep Method: EPA 5030B										
Carbon Disulfide	ND		ug/L	5.0	0.1	1	391466	01/02/26	01/02/26	HMN
Chloroprene	ND		ug/L	200	2.7	1	391466	01/02/26	01/02/26	HMN
3-Chloropropene	ND		ug/L	5.0	0.2	1	391466	01/02/26	01/02/26	HMN
Ethyl methacrylate	ND		ug/L	50	3.9	1	391466	01/02/26	01/02/26	HMN
Ethanol	ND		ug/L	500	160	1	391466	01/02/26	01/02/26	HMN
2-Hexanone	ND		ug/L	5.0	1.3	1	391466	01/02/26	01/02/26	HMN
Isopropanol (IPA)	ND		ug/L	200	96	1	391466	01/02/26	01/02/26	HMN
Methyl acrylonitrile	ND		ug/L	35	4.2	1	391466	01/02/26	01/02/26	HMN
Vinyl Acetate	ND		ug/L	50	3.2	1	391466	01/02/26	01/02/26	HMN
Acrolein	ND		ug/L	200	2.6	1	391466	01/02/26	01/02/26	HMN
Acrylonitrile	ND		ug/L	10	0.7	1	391466	01/02/26	01/02/26	HMN
Freon 12	ND		ug/L	5.0	0.2	1	391466	01/02/26	01/02/26	HMN
Chloromethane	ND		ug/L	5.0	0.09	1	391466	01/02/26	01/02/26	HMN
Vinyl Chloride	ND		ug/L	5.0	0.1	1	391466	01/02/26	01/02/26	HMN
Bromomethane	ND		ug/L	5.0	0.1	1	391466	01/02/26	01/02/26	HMN
Chloroethane	ND		ug/L	5.0	0.1	1	391466	01/02/26	01/02/26	HMN
Trichlorofluoromethane	ND		ug/L	5.0	0.1	1	391466	01/02/26	01/02/26	HMN
Iodomethane	ND		ug/L	5.0		1	391466	01/02/26	01/02/26	HMN
Acetone	20	J	ug/L	100	14	1	391466	01/02/26	01/02/26	HMN
Freon 113	ND		ug/L	5.0	0.1	1	391466	01/02/26	01/02/26	HMN
1,1-Dichloroethene	ND		ug/L	5.0	0.1	1	391466	01/02/26	01/02/26	HMN
Methylene Chloride	ND		ug/L	10	0.2	1	391466	01/02/26	01/02/26	HMN
MTBE	ND		ug/L	5.0	0.1	1	391466	01/02/26	01/02/26	HMN
trans-1,2-Dichloroethene	ND		ug/L	5.0	0.1	1	391466	01/02/26	01/02/26	HMN
1,1-Dichloroethane	ND		ug/L	5.0	0.09	1	391466	01/02/26	01/02/26	HMN
2-Butanone	5.2	J	ug/L	10	1.3	1	391466	01/02/26	01/02/26	HMN
cis-1,2-Dichloroethene	ND		ug/L	5.0	0.1	1	391466	01/02/26	01/02/26	HMN
2,2-Dichloropropane	ND		ug/L	5.0	0.2	1	391466	01/02/26	01/02/26	HMN
Chloroform	ND		ug/L	5.0	0.08	1	391466	01/02/26	01/02/26	HMN
Bromochloromethane	ND		ug/L	5.0	0.1	1	391466	01/02/26	01/02/26	HMN
1,1,1-Trichloroethane	ND		ug/L	5.0	0.1	1	391466	01/02/26	01/02/26	HMN
1,1-Dichloropropene	ND		ug/L	5.0	0.1	1	391466	01/02/26	01/02/26	HMN
Carbon Tetrachloride	ND		ug/L	5.0	0.1	1	391466	01/02/26	01/02/26	HMN
1,2-Dichloroethane	ND		ug/L	5.0	0.2	1	391466	01/02/26	01/02/26	HMN
Benzene	ND		ug/L	1.0	0.1	1	391466	01/02/26	01/02/26	HMN
Trichloroethene	ND		ug/L	5.0	0.1	1	391466	01/02/26	01/02/26	HMN
1,2-Dichloropropane	ND		ug/L	5.0	0.09	1	391466	01/02/26	01/02/26	HMN
Bromodichloromethane	ND		ug/L	5.0	0.07	1	391466	01/02/26	01/02/26	HMN
Dibromomethane	ND		ug/L	5.0	0.1	1	391466	01/02/26	01/02/26	HMN
4-Methyl-2-Pentanone	ND		ug/L	5.0	1.0	1	391466	01/02/26	01/02/26	HMN
cis-1,3-Dichloropropene	ND		ug/L	5.0	0.1	1	391466	01/02/26	01/02/26	HMN
Toluene	ND		ug/L	5.0	0.1	1	391466	01/02/26	01/02/26	HMN

Analysis Results for 550065

550065-001 Analyte	Result	Qual	Units	RL	MDL	DF	Batch	Prepared	Analyzed	Chemist
trans-1,3-Dichloropropene	ND		ug/L	5.0	0.09	1	391466	01/02/26	01/02/26	HMN
1,1,2-Trichloroethane	ND		ug/L	5.0	0.1	1	391466	01/02/26	01/02/26	HMN
1,3-Dichloropropane	ND		ug/L	5.0	0.07	1	391466	01/02/26	01/02/26	HMN
Tetrachloroethene	ND		ug/L	5.0	0.2	1	391466	01/02/26	01/02/26	HMN
Dibromochloromethane	ND		ug/L	5.0	0.1	1	391466	01/02/26	01/02/26	HMN
1,2-Dibromoethane	ND		ug/L	5.0	0.1	1	391466	01/02/26	01/02/26	HMN
Chlorobenzene	ND		ug/L	5.0	0.1	1	391466	01/02/26	01/02/26	HMN
1,1,1,2-Tetrachloroethane	ND		ug/L	5.0	0.07	1	391466	01/02/26	01/02/26	HMN
Ethylbenzene	ND		ug/L	5.0	0.1	1	391466	01/02/26	01/02/26	HMN
m,p-Xylenes	ND		ug/L	5.0	0.2	1	391466	01/02/26	01/02/26	HMN
o-Xylene	ND		ug/L	5.0	0.1	1	391466	01/02/26	01/02/26	HMN
Styrene	ND		ug/L	5.0	0.1	1	391466	01/02/26	01/02/26	HMN
Bromoform	ND		ug/L	5.0	0.06	1	391466	01/02/26	01/02/26	HMN
Isopropylbenzene	ND		ug/L	5.0	0.1	1	391466	01/02/26	01/02/26	HMN
1,1,2,2-Tetrachloroethane	ND		ug/L	5.0	0.1	1	391466	01/02/26	01/02/26	HMN
1,2,3-Trichloropropane	ND		ug/L	5.0	0.3	1	391466	01/02/26	01/02/26	HMN
Propylbenzene	ND		ug/L	5.0	0.1	1	391466	01/02/26	01/02/26	HMN
Bromobenzene	ND		ug/L	5.0	0.1	1	391466	01/02/26	01/02/26	HMN
1,3,5-Trimethylbenzene	ND		ug/L	5.0	0.1	1	391466	01/02/26	01/02/26	HMN
2-Chlorotoluene	ND		ug/L	5.0	0.1	1	391466	01/02/26	01/02/26	HMN
4-Chlorotoluene	ND		ug/L	5.0	0.2	1	391466	01/02/26	01/02/26	HMN
tert-Butylbenzene	ND		ug/L	5.0	0.1	1	391466	01/02/26	01/02/26	HMN
1,2,4-Trimethylbenzene	ND		ug/L	5.0	0.1	1	391466	01/02/26	01/02/26	HMN
sec-Butylbenzene	ND		ug/L	5.0	0.2	1	391466	01/02/26	01/02/26	HMN
para-Isopropyl Toluene	ND		ug/L	5.0	0.2	1	391466	01/02/26	01/02/26	HMN
1,3-Dichlorobenzene	ND		ug/L	5.0	0.1	1	391466	01/02/26	01/02/26	HMN
1,4-Dichlorobenzene	ND		ug/L	5.0	0.2	1	391466	01/02/26	01/02/26	HMN
n-Butylbenzene	ND		ug/L	5.0	0.1	1	391466	01/02/26	01/02/26	HMN
1,2-Dichlorobenzene	ND		ug/L	5.0	0.1	1	391466	01/02/26	01/02/26	HMN
1,2-Dibromo-3-Chloropropane	ND		ug/L	5.0	0.6	1	391466	01/02/26	01/02/26	HMN
1,2,4-Trichlorobenzene	ND		ug/L	5.0	0.3	1	391466	01/02/26	01/02/26	HMN
Hexachlorobutadiene	ND		ug/L	5.0	0.3	1	391466	01/02/26	01/02/26	HMN
1,2,3-Trichlorobenzene	ND		ug/L	5.0	0.3	1	391466	01/02/26	01/02/26	HMN
cis-1,4-Dichloro-2-butene	ND		ug/L	5.0	0.3	1	391466	01/02/26	01/02/26	HMN
trans-1,4-Dichloro-2-butene	ND		ug/L	5.0	0.3	1	391466	01/02/26	01/02/26	HMN
Xylene (total)	ND		ug/L	5.0		1	391466	01/02/26	01/02/26	HMN
Surrogates				Limits						
Dibromofluoromethane	106%		%REC	70-130		1	391466	01/02/26	01/02/26	HMN
1,2-Dichloroethane-d4	103%		%REC	70-130		1	391466	01/02/26	01/02/26	HMN
Toluene-d8	99%		%REC	70-130		1	391466	01/02/26	01/02/26	HMN
Bromofluorobenzene	92%		%REC	70-130		1	391466	01/02/26	01/02/26	HMN
Method: EPA 8270C-SIM Prep Method: EPA 3535										
1,4-Dioxane	2.9		ug/L	1.0	0.87	1	391462	01/02/26	01/08/26	ZFA
Surrogates				Limits						
1,4-Dioxane-d8 (SUR)	100%		%REC	80-120		1	391462	01/02/26	01/08/26	ZFA
Method: EPA 8270C Prep Method: EPA 3510C										
Carbazole	ND		ug/L	9.7	2.7	0.97	391447	01/02/26	01/02/26	TJW
N-Nitrosodimethylamine	ND		ug/L	9.7	2.8	0.97	391447	01/02/26	01/02/26	TJW

Analysis Results for 550065

550065-001 Analyte	Result	Qual	Units	RL	MDL	DF	Batch	Prepared	Analyzed	Chemist
Aniline	ND		ug/L	9.7	2.8	0.97	391447	01/02/26	01/02/26	TJW
bis(2-Chloroethyl)ether	ND		ug/L	24	3.6	0.97	391447	01/02/26	01/02/26	TJW
2-Chlorophenol	ND		ug/L	9.7	3.5	0.97	391447	01/02/26	01/02/26	TJW
1,3-Dichlorobenzene	ND		ug/L	9.7	3.2	0.97	391447	01/02/26	01/02/26	TJW
1,4-Dichlorobenzene	ND		ug/L	9.7	3.3	0.97	391447	01/02/26	01/02/26	TJW
Benzyl alcohol	ND		ug/L	24	5.6	0.97	391447	01/02/26	01/02/26	TJW
1,2-Dichlorobenzene	ND		ug/L	9.7	3.2	0.97	391447	01/02/26	01/02/26	TJW
bis(2-Chloroisopropyl) ether	ND		ug/L	9.7	3.7	0.97	391447	01/02/26	01/02/26	TJW
N-Nitroso-di-n-propylamine	ND		ug/L	9.7	3.7	0.97	391447	01/02/26	01/02/26	TJW
Hexachloroethane	ND		ug/L	9.7	2.9	0.97	391447	01/02/26	01/02/26	TJW
Nitrobenzene	ND		ug/L	24	8.2	0.97	391447	01/02/26	01/02/26	TJW
Isophorone	ND		ug/L	9.7	3.6	0.97	391447	01/02/26	01/02/26	TJW
2-Nitrophenol	ND		ug/L	9.7	5.3	0.97	391447	01/02/26	01/02/26	TJW
2,4-Dimethylphenol	ND		ug/L	9.7	3.1	0.97	391447	01/02/26	01/02/26	TJW
bis(2-Chloroethoxy)methane	ND		ug/L	9.7	3.6	0.97	391447	01/02/26	01/02/26	TJW
2,4-Dichlorophenol	ND		ug/L	9.7	3.6	0.97	391447	01/02/26	01/02/26	TJW
1,2,4-Trichlorobenzene	ND		ug/L	9.7	3.3	0.97	391447	01/02/26	01/02/26	TJW
4-Chloroaniline	ND		ug/L	9.7	3.0	0.97	391447	01/02/26	01/02/26	TJW
Hexachlorobutadiene	ND		ug/L	9.7	2.2	0.97	391447	01/02/26	01/02/26	TJW
4-Chloro-3-methylphenol	ND		ug/L	9.7	3.5	0.97	391447	01/02/26	01/02/26	TJW
2-Methylnaphthalene	ND		ug/L	9.7	3.3	0.97	391447	01/02/26	01/02/26	TJW
Hexachlorocyclopentadiene	ND		ug/L	24	7.6	0.97	391447	01/02/26	01/02/26	TJW
2,4,6-Trichlorophenol	ND		ug/L	9.7	3.9	0.97	391447	01/02/26	01/02/26	TJW
2,4,5-Trichlorophenol	ND		ug/L	9.7	3.6	0.97	391447	01/02/26	01/02/26	TJW
2-Chloronaphthalene	ND		ug/L	9.7	3.3	0.97	391447	01/02/26	01/02/26	TJW
2-Nitroaniline	ND		ug/L	49	4.2	0.97	391447	01/02/26	01/02/26	TJW
Dimethylphthalate	ND		ug/L	9.7	3.3	0.97	391447	01/02/26	01/02/26	TJW
Acenaphthylene	ND		ug/L	9.7	3.7	0.97	391447	01/02/26	01/02/26	TJW
2,6-Dinitrotoluene	ND		ug/L	9.7	4.3	0.97	391447	01/02/26	01/02/26	TJW
3-Nitroaniline	ND		ug/L	9.7	3.9	0.97	391447	01/02/26	01/02/26	TJW
Acenaphthene	ND		ug/L	9.7	3.1	0.97	391447	01/02/26	01/02/26	TJW
2,4-Dinitrophenol	ND		ug/L	49	14	0.97	391447	01/02/26	01/02/26	TJW
4-Nitrophenol	ND		ug/L	9.7	8.2	0.97	391447	01/02/26	01/02/26	TJW
Dibenzofuran	ND		ug/L	9.7	3.1	0.97	391447	01/02/26	01/02/26	TJW
2,4-Dinitrotoluene	ND		ug/L	9.7	4.1	0.97	391447	01/02/26	01/02/26	TJW
Diethylphthalate	ND		ug/L	9.7	2.8	0.97	391447	01/02/26	01/02/26	TJW
Fluorene	ND		ug/L	9.7	3.0	0.97	391447	01/02/26	01/02/26	TJW
4-Chlorophenyl-phenylether	ND		ug/L	9.7	3.0	0.97	391447	01/02/26	01/02/26	TJW
4-Nitroaniline	ND		ug/L	9.7	3.2	0.97	391447	01/02/26	01/02/26	TJW
4,6-Dinitro-2-methylphenol	ND		ug/L	49	17	0.97	391447	01/02/26	01/02/26	TJW
N-Nitrosodiphenylamine	ND		ug/L	9.7	3.8	0.97	391447	01/02/26	01/02/26	TJW
1,2-diphenylhydrazine (as azobenzene)	ND		ug/L	9.7	2.8	0.97	391447	01/02/26	01/02/26	TJW
4-Bromophenyl-phenylether	ND		ug/L	9.7	3.2	0.97	391447	01/02/26	01/02/26	TJW
Hexachlorobenzene	ND		ug/L	9.7	2.9	0.97	391447	01/02/26	01/02/26	TJW
Pentachlorophenol	ND		ug/L	24	5.5	0.97	391447	01/02/26	01/02/26	TJW
Phenanthrene	ND		ug/L	9.7	2.8	0.97	391447	01/02/26	01/02/26	TJW
Anthracene	ND		ug/L	9.7	2.7	0.97	391447	01/02/26	01/02/26	TJW
Di-n-butylphthalate	ND		ug/L	9.7	2.9	0.97	391447	01/02/26	01/02/26	TJW
Fluoranthene	ND		ug/L	9.7	2.7	0.97	391447	01/02/26	01/02/26	TJW
Benzidine	ND		ug/L	49	18	0.97	391447	01/02/26	01/02/26	TJW
Pyrene	ND		ug/L	9.7	2.6	0.97	391447	01/02/26	01/02/26	TJW

Analysis Results for 550065

550065-001 Analyte	Result	Qual	Units	RL	MDL	DF	Batch	Prepared	Analyzed	Chemist
Butylbenzylphthalate	ND		ug/L	9.7	3.5	0.97	391447	01/02/26	01/02/26	TJW
3,3'-Dichlorobenzidine	ND		ug/L	24	5.0	0.97	391447	01/02/26	01/02/26	TJW
Benzo(a)anthracene	ND		ug/L	9.7	2.3	0.97	391447	01/02/26	01/02/26	TJW
Chrysene	ND		ug/L	9.7	2.4	0.97	391447	01/02/26	01/02/26	TJW
bis(2-Ethylhexyl)phthalate	ND		ug/L	9.7	3.2	0.97	391447	01/02/26	01/02/26	TJW
Di-n-octylphthalate	ND		ug/L	9.7	4.6	0.97	391447	01/02/26	01/02/26	TJW
Benzo(b)fluoranthene	ND		ug/L	9.7	2.9	0.97	391447	01/02/26	01/02/26	TJW
Benzo(k)fluoranthene	ND		ug/L	9.7	3.0	0.97	391447	01/02/26	01/02/26	TJW
Benzo(a)pyrene	ND		ug/L	9.7	3.1	0.97	391447	01/02/26	01/02/26	TJW
Indeno(1,2,3-cd)pyrene	ND		ug/L	9.7	4.1	0.97	391447	01/02/26	01/02/26	TJW
Dibenz(a,h)anthracene	ND		ug/L	9.7	4.0	0.97	391447	01/02/26	01/02/26	TJW
Benzo(g,h,i)perylene	ND		ug/L	9.7	4.0	0.97	391447	01/02/26	01/02/26	TJW
Surrogates				Limits						
2-Fluorophenol	37%		%REC	15-120		0.97	391447	01/02/26	01/02/26	TJW
Phenol-d6	24%		%REC	15-120		0.97	391447	01/02/26	01/02/26	TJW
2,4,6-Tribromophenol	97%		%REC	15-140		0.97	391447	01/02/26	01/02/26	TJW
Nitrobenzene-d5	85%		%REC	15-123		0.97	391447	01/02/26	01/02/26	TJW
2-Fluorobiphenyl	84%		%REC	15-120		0.97	391447	01/02/26	01/02/26	TJW
Terphenyl-d14	93%		%REC	15-120		0.97	391447	01/02/26	01/02/26	TJW
Method: SM 4500-CN-E Prep Method: METHOD										
Cyanide	ND		mg/L	0.0050	0.0017	0.5	391494	01/02/26	01/05/26	CKN
Method: SM 4500-S2-D Prep Method: METHOD										
Sulfide	ND		mg/L	0.10		1	391530	01/03/26	01/03/26	TXC
Method: SM 5310B Prep Method: SM 5310B										
Total Organic Carbon	11		mg/L	1.0	0.49	1	391521	01/03/26	01/03/26	BDR
Method: SM 9221B Prep Method: METHOD										
Coliform, Total	>1,600		MPN/100ml	1.8		1	391444	12/31/25 17:54	01/02/26 14:23	BPH
Method: SM 9221F										
Coliform, E. Coli	540		MPN/100ml	1.8		1	391444	12/31/25 17:54	01/02/26 14:23	BPH
Method: SM2130B										
Turbidity	120		NTU	0.20	0.12	1	391491	01/02/26 11:39	01/02/26 11:39	LVL
Method: SM2320B Prep Method: METHOD										
Bicarbonate	75		mg/L	3.0		1.3	391737	01/06/26	01/06/26	WWC
Alkalinity, Total as CaCO3	61		mg/L	2.5		1.3	391737	01/06/26	01/06/26	WWC
Method: SM2510B Prep Method: METHOD										
Specific Conductance	590		umhos/cm	1.0		1	391572	01/04/26	01/04/26	CDR
Method: SM2540C Prep Method: METHOD										
Total Dissolved Solids	390		mg/L	20		2	391571	01/04/26	01/05/26	CDR
Method: SM2540D Prep Method: METHOD										
Total Suspended Solids	140		mg/L	0.5		1	391513	01/02/26	01/05/26	TRR

Analysis Results for 550065

550065-001 Analyte	Result	Qual	Units	RL	MDL	DF	Batch	Prepared	Analyzed	Chemist
Method: SM5210B Prep Method: METHOD										
Biochemical Oxygen Demand	5.7		mg/L	3.0			1 391455	01/02/26 12:05	01/07/26 10:41	ARM
Method: SM5220D Prep Method: SM 5220D										
Chemical Oxygen Demand	28		mg/L	4.0	2.0		1 391859	01/07/26	01/07/26	RDL

Analysis Results for 550065

Sample ID: SOUTH BASIN - EASTERN INLET	Lab ID: 550065-002 Matrix: Water	Collected: 12/31/25 14:25
--	---	----------------------------------

550065-002 Analyte	Result	Qual	Units	RL	MDL	DF	Batch	Prepared	Analyzed	Chemist
Method: EPA 1664A Prep Method: METHOD										
Total Oil and Grease	11		mg/L	4.9	0.95	0.98	391559	01/04/26	01/05/26	JAG
Method: EPA 200.7 Prep Method: EPA 3015A										
Calcium	230		mg/L	0.10	0.0095	1	391450	01/02/26	01/02/26	SBW
Iron	81		mg/L	0.50	0.17	10	391450	01/02/26	01/02/26	SBW
Magnesium	44		mg/L	0.10	0.017	1	391450	01/02/26	01/02/26	SBW
Potassium	31		mg/L	0.50	0.20	1	391450	01/02/26	01/02/26	SBW
Sodium	49		mg/L	0.50	0.017	1	391450	01/02/26	01/02/26	SBW
Method: EPA 200.8 Prep Method: EPA 3015A										
Antimony	1.5	J	ug/L	2.0	1.3	1	391518	01/02/26	01/07/26	KAM
Arsenic	19		ug/L	2.0	0.30	1	391518	01/02/26	01/07/26	KAM
Barium	770		ug/L	50	4.4	10	391518	01/02/26	01/07/26	KAM
Beryllium	2.4		ug/L	1.0	0.060	1	391518	01/02/26	01/07/26	KAM
Boron	240		ug/L	100	57	10	391518	01/02/26	01/07/26	KAM
Cadmium	1.7		ug/L	1.0	0.21	1	391518	01/02/26	01/07/26	KAM
Chromium	67		ug/L	5.0	0.40	1	391518	01/02/26	01/07/26	KAM
Cobalt	35		ug/L	1.0	0.14	1	391518	01/02/26	01/07/26	KAM
Copper	100		ug/L	3.0	0.84	1	391518	01/02/26	01/07/26	KAM
Lead	80		ug/L	5.0	0.23	1	391518	01/02/26	01/07/26	KAM
Manganese	1,600		ug/L	100	45	10	391518	01/02/26	01/07/26	KAM
Nickel	62		ug/L	5.0	0.91	1	391518	01/02/26	01/07/26	KAM
Selenium	ND		ug/L	10	5.0	1	391518	01/02/26	01/07/26	KAM
Silver	0.49	J	ug/L	5.0	0.37	1	391518	01/02/26	01/07/26	KAM
Thallium	0.53	J	ug/L	1.0	0.14	1	391518	01/02/26	01/07/26	KAM
Tin	ND		ug/L	5.0	1.5	1	391518	01/02/26	01/07/26	KAM
Vanadium	110		ug/L	5.0	0.59	1	391518	01/02/26	01/07/26	KAM
Zinc	600		ug/L	10	7.6	1	391518	01/02/26	01/07/26	KAM
Method: EPA 245.1 Prep Method: EPA 245.1										
Mercury	0.33	J	ug/L	0.40	0.089	1	391597	01/05/26	01/05/26	MLL
Method: EPA 300.0 Prep Method: METHOD										
Fluoride	0.25		mg/L	0.20	0.072	1	391413	12/31/25 18:10	01/01/26 02:03	KUM
Chloride	24		mg/L	1.0	0.27	1	391413	12/31/25 18:10	01/01/26 02:03	KUM
Nitrogen, Nitrite	0.12		mg/L	0.10	0.02	1	391413	12/31/25 18:10	01/01/26 02:03	KUM
Bromide	0.094	J	mg/L	0.30	0.060	1	391413	12/31/25 18:10	01/01/26 02:03	KUM
Nitrogen, Nitrate	1.8		mg/L	0.10	0.05	1	391413	12/31/25 18:10	01/01/26 02:03	KUM
Sulfate	110		mg/L	10	2.5	10	391413	12/31/25 18:10	01/01/26 02:23	KUM

Analysis Results for 550065

550065-002 Analyte	Result	Qual	Units	RL	MDL	DF	Batch	Prepared	Analyzed	Chemist
Method: EPA 350.1 Prep Method: METHOD										
Ammonia-N	0.37		mg/L	0.10	0.068	1	391593	01/05/26	01/05/26	JAK
Method: EPA 420.1 Prep Method: METHOD										
Total Phenolics	0.014		mg/L	0.010	0.0065	1	392363	01/13/26	01/13/26	LVL
Method: EPA 625.1 Prep Method: EPA 3510C										
a-Terpineol	ND		ug/L	11	2.2	1.1	391447	01/02/26	01/03/26	TJW
Pyridine	ND		ug/L	11	3.0	1.1	391447	01/02/26	01/02/26	TJW
Phenol	ND		ug/L	11	2.2	1.1	391447	01/02/26	01/02/26	TJW
2-Methylphenol	ND		ug/L	11	3.5	1.1	391447	01/02/26	01/02/26	TJW
3-,4-Methylphenol	ND		ug/L	11	3.2	1.1	391447	01/02/26	01/02/26	TJW
Benzoic acid	ND		ug/L	53	12	1.1	391447	01/02/26	01/02/26	TJW
Naphthalene	ND		ug/L	11	3.8	1.1	391447	01/02/26	01/02/26	TJW
Cresol	ND		ug/L	11		1.1	391447	01/02/26	01/02/26	TJW
Method: EPA 8081A Prep Method: EPA 3510C										
alpha-BHC	ND		ug/L	0.05	0.009	0.94	391575	01/04/26	01/05/26	KMB
beta-BHC	ND		ug/L	0.05	0.01	0.94	391575	01/04/26	01/05/26	KMB
gamma-BHC	ND		ug/L	0.05	0.008	0.94	391575	01/04/26	01/05/26	KMB
delta-BHC	ND		ug/L	0.05	0.01	0.94	391575	01/04/26	01/05/26	KMB
Heptachlor	ND		ug/L	0.05	0.01	0.94	391575	01/04/26	01/05/26	KMB
Aldrin	ND		ug/L	0.05	0.01	0.94	391575	01/04/26	01/05/26	KMB
Heptachlor epoxide	ND		ug/L	0.05	0.009	0.94	391575	01/04/26	01/05/26	KMB
Endosulfan I	ND		ug/L	0.05	0.01	0.94	391575	01/04/26	01/05/26	KMB
Dieldrin	ND		ug/L	0.09	0.01	0.94	391575	01/04/26	01/05/26	KMB
4,4'-DDE	ND		ug/L	0.09	0.01	0.94	391575	01/04/26	01/05/26	KMB
Endrin	ND		ug/L	0.09	0.01	0.94	391575	01/04/26	01/05/26	KMB
Endosulfan II	ND		ug/L	0.09	0.02	0.94	391575	01/04/26	01/05/26	KMB
Endosulfan sulfate	ND		ug/L	0.09	0.01	0.94	391575	01/04/26	01/05/26	KMB
4,4'-DDD	ND		ug/L	0.09	0.01	0.94	391575	01/04/26	01/05/26	KMB
Endrin aldehyde	ND		ug/L	0.09	0.02	0.94	391575	01/04/26	01/05/26	KMB
Endrin ketone	ND		ug/L	0.09	0.02	0.94	391575	01/04/26	01/05/26	KMB
4,4'-DDT	ND		ug/L	0.09	0.03	0.94	391575	01/04/26	01/05/26	KMB
Methoxychlor	ND		ug/L	0.09	0.03	0.94	391575	01/04/26	01/05/26	KMB
Toxaphene	ND		ug/L	1.9	0.4	0.94	391575	01/04/26	01/05/26	KMB
Chlordane (Technical)	ND		ug/L	0.9	0.2	0.94	391575	01/04/26	01/05/26	KMB
Surrogates				Limits						
TCMX	87%		%REC	29-120		0.94	391575	01/04/26	01/05/26	KMB
Decachlorobiphenyl	84%		%REC	33-132		0.94	391575	01/04/26	01/05/26	KMB
Method: EPA 8082 Prep Method: EPA 3510C										
Aroclor-1016	ND		ug/L	0.47	0.29	0.94	391575	01/04/26	01/05/26	KMB
Aroclor-1221	ND		ug/L	0.47	0.44	0.94	391575	01/04/26	01/05/26	KMB
Aroclor-1232	ND		ug/L	0.47	0.26	0.94	391575	01/04/26	01/05/26	KMB
Aroclor-1242	ND		ug/L	0.47	0.27	0.94	391575	01/04/26	01/05/26	KMB
Aroclor-1248	ND		ug/L	0.47	0.22	0.94	391575	01/04/26	01/05/26	KMB
Aroclor-1254	ND		ug/L	0.47	0.25	0.94	391575	01/04/26	01/05/26	KMB
Aroclor-1260	ND		ug/L	0.47	0.31	0.94	391575	01/04/26	01/05/26	KMB
Aroclor-1262	ND		ug/L	0.47	0.28	0.94	391575	01/04/26	01/05/26	KMB

Analysis Results for 550065

550065-002 Analyte	Result	Qual	Units	RL	MDL	DF	Batch	Prepared	Analyzed	Chemist
Aroclor-1268	ND		ug/L	0.47	0.24	0.94	391575	01/04/26	01/05/26	KMB
Surrogates				Limits						
Decachlorobiphenyl (PCB)	68%		%REC	28-138		0.94	391575	01/04/26	01/05/26	KMB
Method: EPA 8260B										
Prep Method: EPA 5030B										
Carbon Disulfide	ND		ug/L	5.0	0.1	1	391466	01/02/26	01/02/26	HMN
Chloroprene	ND		ug/L	200	2.7	1	391466	01/02/26	01/02/26	HMN
3-Chloropropene	ND		ug/L	5.0	0.2	1	391466	01/02/26	01/02/26	HMN
Ethyl methacrylate	ND		ug/L	50	3.9	1	391466	01/02/26	01/02/26	HMN
Ethanol	ND		ug/L	500	160	1	391466	01/02/26	01/02/26	HMN
2-Hexanone	ND		ug/L	5.0	1.3	1	391466	01/02/26	01/02/26	HMN
Isopropanol (IPA)	ND		ug/L	200	96	1	391466	01/02/26	01/02/26	HMN
Methyl acrylonitrile	ND		ug/L	35	4.2	1	391466	01/02/26	01/02/26	HMN
Vinyl Acetate	ND		ug/L	50	3.2	1	391466	01/02/26	01/02/26	HMN
Acrolein	ND		ug/L	200	2.6	1	391466	01/02/26	01/02/26	HMN
Acrylonitrile	ND		ug/L	10	0.7	1	391466	01/02/26	01/02/26	HMN
Freon 12	ND		ug/L	5.0	0.2	1	391466	01/02/26	01/02/26	HMN
Chloromethane	ND		ug/L	5.0	0.09	1	391466	01/02/26	01/02/26	HMN
Vinyl Chloride	ND		ug/L	5.0	0.1	1	391466	01/02/26	01/02/26	HMN
Bromomethane	ND		ug/L	5.0	0.1	1	391466	01/02/26	01/02/26	HMN
Chloroethane	ND		ug/L	5.0	0.1	1	391466	01/02/26	01/02/26	HMN
Trichlorofluoromethane	ND		ug/L	5.0	0.1	1	391466	01/02/26	01/02/26	HMN
Iodomethane	ND		ug/L	5.0		1	391466	01/02/26	01/02/26	HMN
Acetone	ND		ug/L	100	14	1	391466	01/02/26	01/02/26	HMN
Freon 113	ND		ug/L	5.0	0.1	1	391466	01/02/26	01/02/26	HMN
1,1-Dichloroethene	ND		ug/L	5.0	0.1	1	391466	01/02/26	01/02/26	HMN
Methylene Chloride	ND		ug/L	10	0.2	1	391466	01/02/26	01/02/26	HMN
MTBE	ND		ug/L	5.0	0.1	1	391466	01/02/26	01/02/26	HMN
trans-1,2-Dichloroethene	ND		ug/L	5.0	0.1	1	391466	01/02/26	01/02/26	HMN
1,1-Dichloroethane	ND		ug/L	5.0	0.09	1	391466	01/02/26	01/02/26	HMN
2-Butanone	2.7	J	ug/L	10	1.3	1	391466	01/02/26	01/02/26	HMN
cis-1,2-Dichloroethene	ND		ug/L	5.0	0.1	1	391466	01/02/26	01/02/26	HMN
2,2-Dichloropropane	ND		ug/L	5.0	0.2	1	391466	01/02/26	01/02/26	HMN
Chloroform	ND		ug/L	5.0	0.08	1	391466	01/02/26	01/02/26	HMN
Bromochloromethane	ND		ug/L	5.0	0.1	1	391466	01/02/26	01/02/26	HMN
1,1,1-Trichloroethane	ND		ug/L	5.0	0.1	1	391466	01/02/26	01/02/26	HMN
1,1-Dichloropropene	ND		ug/L	5.0	0.1	1	391466	01/02/26	01/02/26	HMN
Carbon Tetrachloride	ND		ug/L	5.0	0.1	1	391466	01/02/26	01/02/26	HMN
1,2-Dichloroethane	ND		ug/L	5.0	0.2	1	391466	01/02/26	01/02/26	HMN
Benzene	ND		ug/L	1.0	0.1	1	391466	01/02/26	01/02/26	HMN
Trichloroethene	ND		ug/L	5.0	0.1	1	391466	01/02/26	01/02/26	HMN
1,2-Dichloropropane	ND		ug/L	5.0	0.09	1	391466	01/02/26	01/02/26	HMN
Bromodichloromethane	ND		ug/L	5.0	0.07	1	391466	01/02/26	01/02/26	HMN
Dibromomethane	ND		ug/L	5.0	0.1	1	391466	01/02/26	01/02/26	HMN
4-Methyl-2-Pentanone	ND		ug/L	5.0	1.0	1	391466	01/02/26	01/02/26	HMN
cis-1,3-Dichloropropene	ND		ug/L	5.0	0.1	1	391466	01/02/26	01/02/26	HMN
Toluene	ND		ug/L	5.0	0.1	1	391466	01/02/26	01/02/26	HMN
trans-1,3-Dichloropropene	ND		ug/L	5.0	0.09	1	391466	01/02/26	01/02/26	HMN
1,1,2-Trichloroethane	ND		ug/L	5.0	0.1	1	391466	01/02/26	01/02/26	HMN
1,3-Dichloropropane	ND		ug/L	5.0	0.07	1	391466	01/02/26	01/02/26	HMN
Tetrachloroethene	ND		ug/L	5.0	0.2	1	391466	01/02/26	01/02/26	HMN
Dibromochloromethane	ND		ug/L	5.0	0.1	1	391466	01/02/26	01/02/26	HMN

Analysis Results for 550065

550065-002 Analyte	Result	Qual	Units	RL	MDL	DF	Batch	Prepared	Analyzed	Chemist
1,2-Dibromoethane	ND		ug/L	5.0	0.1	1	391466	01/02/26	01/02/26	HMN
Chlorobenzene	ND		ug/L	5.0	0.1	1	391466	01/02/26	01/02/26	HMN
1,1,1,2-Tetrachloroethane	ND		ug/L	5.0	0.07	1	391466	01/02/26	01/02/26	HMN
Ethylbenzene	ND		ug/L	5.0	0.1	1	391466	01/02/26	01/02/26	HMN
m,p-Xylenes	ND		ug/L	5.0	0.2	1	391466	01/02/26	01/02/26	HMN
o-Xylene	ND		ug/L	5.0	0.1	1	391466	01/02/26	01/02/26	HMN
Styrene	ND		ug/L	5.0	0.1	1	391466	01/02/26	01/02/26	HMN
Bromoform	ND		ug/L	5.0	0.06	1	391466	01/02/26	01/02/26	HMN
Isopropylbenzene	ND		ug/L	5.0	0.1	1	391466	01/02/26	01/02/26	HMN
1,1,2,2-Tetrachloroethane	ND		ug/L	5.0	0.1	1	391466	01/02/26	01/02/26	HMN
1,2,3-Trichloropropane	ND		ug/L	5.0	0.3	1	391466	01/02/26	01/02/26	HMN
Propylbenzene	ND		ug/L	5.0	0.1	1	391466	01/02/26	01/02/26	HMN
Bromobenzene	ND		ug/L	5.0	0.1	1	391466	01/02/26	01/02/26	HMN
1,3,5-Trimethylbenzene	ND		ug/L	5.0	0.1	1	391466	01/02/26	01/02/26	HMN
2-Chlorotoluene	ND		ug/L	5.0	0.1	1	391466	01/02/26	01/02/26	HMN
4-Chlorotoluene	ND		ug/L	5.0	0.2	1	391466	01/02/26	01/02/26	HMN
tert-Butylbenzene	ND		ug/L	5.0	0.1	1	391466	01/02/26	01/02/26	HMN
1,2,4-Trimethylbenzene	ND		ug/L	5.0	0.1	1	391466	01/02/26	01/02/26	HMN
sec-Butylbenzene	ND		ug/L	5.0	0.2	1	391466	01/02/26	01/02/26	HMN
para-Isopropyl Toluene	ND		ug/L	5.0	0.2	1	391466	01/02/26	01/02/26	HMN
1,3-Dichlorobenzene	ND		ug/L	5.0	0.1	1	391466	01/02/26	01/02/26	HMN
1,4-Dichlorobenzene	ND		ug/L	5.0	0.2	1	391466	01/02/26	01/02/26	HMN
n-Butylbenzene	ND		ug/L	5.0	0.1	1	391466	01/02/26	01/02/26	HMN
1,2-Dichlorobenzene	ND		ug/L	5.0	0.1	1	391466	01/02/26	01/02/26	HMN
1,2-Dibromo-3-Chloropropane	ND		ug/L	5.0	0.6	1	391466	01/02/26	01/02/26	HMN
1,2,4-Trichlorobenzene	ND		ug/L	5.0	0.3	1	391466	01/02/26	01/02/26	HMN
Hexachlorobutadiene	ND		ug/L	5.0	0.3	1	391466	01/02/26	01/02/26	HMN
1,2,3-Trichlorobenzene	ND		ug/L	5.0	0.3	1	391466	01/02/26	01/02/26	HMN
cis-1,4-Dichloro-2-butene	ND		ug/L	5.0	0.3	1	391466	01/02/26	01/02/26	HMN
trans-1,4-Dichloro-2-butene	ND		ug/L	5.0	0.3	1	391466	01/02/26	01/02/26	HMN
Xylene (total)	ND		ug/L	5.0		1	391466	01/02/26	01/02/26	HMN
Surrogates				Limits						
Dibromofluoromethane	104%		%REC	70-130		1	391466	01/02/26	01/02/26	HMN
1,2-Dichloroethane-d4	100%		%REC	70-130		1	391466	01/02/26	01/02/26	HMN
Toluene-d8	99%		%REC	70-130		1	391466	01/02/26	01/02/26	HMN
Bromofluorobenzene	91%		%REC	70-130		1	391466	01/02/26	01/02/26	HMN
Method: EPA 8270C-SIM Prep Method: EPA 3535										
1,4-Dioxane	ND		ug/L	1.0	0.87	1	391462	01/02/26	01/08/26	ZFA
Surrogates				Limits						
1,4-Dioxane-d8 (SUR)	99%		%REC	80-120		1	391462	01/02/26	01/08/26	ZFA
Method: EPA 8270C Prep Method: EPA 3510C										
Carbazole	ND		ug/L	11	2.9	1.1	391447	01/02/26	01/02/26	TJW
N-Nitrosodimethylamine	ND		ug/L	11	3.1	1.1	391447	01/02/26	01/02/26	TJW
Aniline	ND		ug/L	11	3.0	1.1	391447	01/02/26	01/02/26	TJW
bis(2-Chloroethyl)ether	ND		ug/L	27	4.0	1.1	391447	01/02/26	01/02/26	TJW
2-Chlorophenol	ND		ug/L	11	3.9	1.1	391447	01/02/26	01/02/26	TJW
1,3-Dichlorobenzene	ND		ug/L	11	3.5	1.1	391447	01/02/26	01/02/26	TJW
1,4-Dichlorobenzene	ND		ug/L	11	3.6	1.1	391447	01/02/26	01/02/26	TJW

Analysis Results for 550065

550065-002 Analyte	Result	Qual	Units	RL	MDL	DF	Batch	Prepared	Analyzed	Chemist
Benzyl alcohol	ND		ug/L	27	6.1	1.1	391447	01/02/26	01/02/26	TJW
1,2-Dichlorobenzene	ND		ug/L	11	3.5	1.1	391447	01/02/26	01/02/26	TJW
bis(2-Chloroisopropyl) ether	ND		ug/L	11	4.1	1.1	391447	01/02/26	01/02/26	TJW
N-Nitroso-di-n-propylamine	ND		ug/L	11	4.1	1.1	391447	01/02/26	01/02/26	TJW
Hexachloroethane	ND		ug/L	11	3.2	1.1	391447	01/02/26	01/02/26	TJW
Nitrobenzene	ND		ug/L	27	8.9	1.1	391447	01/02/26	01/02/26	TJW
Isophorone	ND		ug/L	11	3.9	1.1	391447	01/02/26	01/02/26	TJW
2-Nitrophenol	ND		ug/L	11	5.8	1.1	391447	01/02/26	01/02/26	TJW
2,4-Dimethylphenol	ND		ug/L	11	3.5	1.1	391447	01/02/26	01/02/26	TJW
bis(2-Chloroethoxy)methane	ND		ug/L	11	3.9	1.1	391447	01/02/26	01/02/26	TJW
2,4-Dichlorophenol	ND		ug/L	11	3.9	1.1	391447	01/02/26	01/02/26	TJW
1,2,4-Trichlorobenzene	ND		ug/L	11	3.7	1.1	391447	01/02/26	01/02/26	TJW
4-Chloroaniline	ND		ug/L	11	3.3	1.1	391447	01/02/26	01/02/26	TJW
Hexachlorobutadiene	ND		ug/L	11	2.4	1.1	391447	01/02/26	01/02/26	TJW
4-Chloro-3-methylphenol	ND		ug/L	11	3.8	1.1	391447	01/02/26	01/02/26	TJW
2-Methylnaphthalene	ND		ug/L	11	3.6	1.1	391447	01/02/26	01/02/26	TJW
Hexachlorocyclopentadiene	ND		ug/L	27	8.3	1.1	391447	01/02/26	01/02/26	TJW
2,4,6-Trichlorophenol	ND		ug/L	11	4.3	1.1	391447	01/02/26	01/02/26	TJW
2,4,5-Trichlorophenol	ND		ug/L	11	4.0	1.1	391447	01/02/26	01/02/26	TJW
2-Chloronaphthalene	ND		ug/L	11	3.6	1.1	391447	01/02/26	01/02/26	TJW
2-Nitroaniline	ND		ug/L	53	4.6	1.1	391447	01/02/26	01/02/26	TJW
Dimethylphthalate	ND		ug/L	11	3.6	1.1	391447	01/02/26	01/02/26	TJW
Acenaphthylene	ND		ug/L	11	4.1	1.1	391447	01/02/26	01/02/26	TJW
2,6-Dinitrotoluene	ND		ug/L	11	4.7	1.1	391447	01/02/26	01/02/26	TJW
3-Nitroaniline	ND		ug/L	11	4.2	1.1	391447	01/02/26	01/02/26	TJW
Acenaphthene	ND		ug/L	11	3.4	1.1	391447	01/02/26	01/02/26	TJW
2,4-Dinitrophenol	ND		ug/L	53	16	1.1	391447	01/02/26	01/02/26	TJW
4-Nitrophenol	ND		ug/L	11	9.0	1.1	391447	01/02/26	01/02/26	TJW
Dibenzofuran	ND		ug/L	11	3.4	1.1	391447	01/02/26	01/02/26	TJW
2,4-Dinitrotoluene	ND		ug/L	11	4.5	1.1	391447	01/02/26	01/02/26	TJW
Diethylphthalate	ND		ug/L	11	3.1	1.1	391447	01/02/26	01/02/26	TJW
Fluorene	ND		ug/L	11	3.3	1.1	391447	01/02/26	01/02/26	TJW
4-Chlorophenyl-phenylether	ND		ug/L	11	3.2	1.1	391447	01/02/26	01/02/26	TJW
4-Nitroaniline	ND		ug/L	11	3.6	1.1	391447	01/02/26	01/02/26	TJW
4,6-Dinitro-2-methylphenol	ND		ug/L	53	18	1.1	391447	01/02/26	01/02/26	TJW
N-Nitrosodiphenylamine	ND		ug/L	11	4.2	1.1	391447	01/02/26	01/02/26	TJW
1,2-diphenylhydrazine (as azobenzene)	ND		ug/L	11	3.1	1.1	391447	01/02/26	01/02/26	TJW
4-Bromophenyl-phenylether	ND		ug/L	11	3.5	1.1	391447	01/02/26	01/02/26	TJW
Hexachlorobenzene	ND		ug/L	11	3.2	1.1	391447	01/02/26	01/02/26	TJW
Pentachlorophenol	ND		ug/L	27	6.0	1.1	391447	01/02/26	01/02/26	TJW
Phenanthrene	ND		ug/L	11	3.1	1.1	391447	01/02/26	01/02/26	TJW
Anthracene	ND		ug/L	11	3.0	1.1	391447	01/02/26	01/02/26	TJW
Di-n-butylphthalate	ND		ug/L	11	3.2	1.1	391447	01/02/26	01/02/26	TJW
Fluoranthene	ND		ug/L	11	3.0	1.1	391447	01/02/26	01/02/26	TJW
Benzidine	ND		ug/L	53	20	1.1	391447	01/02/26	01/02/26	TJW
Pyrene	ND		ug/L	11	2.9	1.1	391447	01/02/26	01/02/26	TJW
Butylbenzylphthalate	ND		ug/L	11	3.9	1.1	391447	01/02/26	01/02/26	TJW
3,3'-Dichlorobenzidine	ND		ug/L	27	5.5	1.1	391447	01/02/26	01/02/26	TJW
Benzo(a)anthracene	ND		ug/L	11	2.6	1.1	391447	01/02/26	01/02/26	TJW
Chrysene	ND		ug/L	11	2.6	1.1	391447	01/02/26	01/02/26	TJW
bis(2-Ethylhexyl)phthalate	ND		ug/L	11	3.5	1.1	391447	01/02/26	01/02/26	TJW

Analysis Results for 550065

550065-002 Analyte	Result	Qual	Units	RL	MDL	DF	Batch	Prepared	Analyzed	Chemist
Di-n-octylphthalate	ND		ug/L	11	5.0	1.1	391447	01/02/26	01/02/26	TJW
Benzo(b)fluoranthene	ND		ug/L	11	3.2	1.1	391447	01/02/26	01/02/26	TJW
Benzo(k)fluoranthene	ND		ug/L	11	3.3	1.1	391447	01/02/26	01/02/26	TJW
Benzo(a)pyrene	ND		ug/L	11	3.3	1.1	391447	01/02/26	01/02/26	TJW
Indeno(1,2,3-cd)pyrene	ND		ug/L	11	4.5	1.1	391447	01/02/26	01/02/26	TJW
Dibenz(a,h)anthracene	ND		ug/L	11	4.4	1.1	391447	01/02/26	01/02/26	TJW
Benzo(g,h,i)perylene	ND		ug/L	11	4.4	1.1	391447	01/02/26	01/02/26	TJW
Surrogates				Limits						
2-Fluorophenol	43%		%REC	15-120		1.1	391447	01/02/26	01/02/26	TJW
Phenol-d6	28%		%REC	15-120		1.1	391447	01/02/26	01/02/26	TJW
2,4,6-Tribromophenol	95%		%REC	15-140		1.1	391447	01/02/26	01/02/26	TJW
Nitrobenzene-d5	90%		%REC	15-123		1.1	391447	01/02/26	01/02/26	TJW
2-Fluorobiphenyl	87%		%REC	15-120		1.1	391447	01/02/26	01/02/26	TJW
Terphenyl-d14	86%		%REC	15-120		1.1	391447	01/02/26	01/02/26	TJW
Method: SM 4500-CN-E Prep Method: METHOD										
Cyanide	ND		mg/L	0.0050	0.0017	0.5	391494	01/02/26	01/05/26	CKN
Method: SM 4500-S2-D Prep Method: METHOD										
Sulfide	ND		mg/L	0.10		1	391530	01/03/26	01/03/26	TXC
Method: SM 5310B Prep Method: SM 5310B										
Total Organic Carbon	20		mg/L	1.0	0.49	1	391521	01/03/26	01/03/26	BDR
Method: SM 9221B Prep Method: METHOD										
Coliform, Total	>1,600		MPN/100ml	1.8		1	391444	12/31/25 17:54	01/02/26 14:23	BPH
Method: SM 9221F										
Coliform, E. Coli	350		MPN/100ml	1.8		1	391444	12/31/25 17:54	01/02/26 14:23	BPH
Method: SM2130B										
Turbidity	4,400		NTU	0.40	0.25	2	391491	01/02/26 11:39	01/02/26 11:39	LVL
Method: SM2320B Prep Method: METHOD										
Bicarbonate	94		mg/L	3.0		1.3	391737	01/06/26	01/06/26	WWC
Alkalinity, Total as CaCO3	77		mg/L	2.5		1.3	391737	01/06/26	01/06/26	WWC
Method: SM2510B Prep Method: METHOD										
Specific Conductance	550		umhos/cm	1.0		1	391572	01/04/26	01/04/26	CDR
Method: SM2540C Prep Method: METHOD										
Total Dissolved Solids	560		mg/L	20		2	391571	01/04/26	01/05/26	CDR
Method: SM2540D Prep Method: METHOD										
Total Suspended Solids	2,900		mg/L	0.5		1	391513	01/02/26	01/05/26	TRR
Method: SM5210B Prep Method: METHOD										
Biochemical Oxygen Demand	10		mg/L	3.0		1	391455	01/02/26 12:05	01/07/26 10:41	ARM

Analysis Results for 550065

550065-002 Analyte	Result	Qual	Units	RL	MDL	DF	Batch	Prepared	Analyzed	Chemist
Method: SM5220D										
Prep Method: SM 5220D										
Chemical Oxygen Demand	270		mg/L	4.0	2.0	1	392075	01/09/26	01/09/26	ARM

> Value exceeds indicated concentration
 J Estimated value
 ND Not Detected

Batch QC

Type: Blank	Lab ID: QC1327554	Batch: 391559
Matrix: Water	Method: EPA 1664A	Prep Method: METHOD

QC1327554 Analyte	Result	Qual	Units	RL	MDL	Prepared	Analyzed
Total Oil and Grease	ND		mg/L	5.0	0.97	01/04/26	01/05/26

Type: Lab Control Sample	Lab ID: QC1327555	Batch: 391559
Matrix: Water	Method: EPA 1664A	Prep Method: METHOD

QC1327555 Analyte	Result	Spiked	Units	Recovery	Qual	Limits
Total Oil and Grease	32.50	40.00	mg/L	81%		78-114

Type: Lab Control Sample Duplicate	Lab ID: QC1327556	Batch: 391559
Matrix: Water	Method: EPA 1664A	Prep Method: METHOD

QC1327556 Analyte	Result	Spiked	Units	Recovery	Qual	Limits	RPD	Lim
Total Oil and Grease	35.10	40.00	mg/L	88%		78-114	8	18

Type: Matrix Spike	Lab ID: QC1327157	Batch: 391450
Matrix (Source ID): Water (550042-001)	Method: EPA 200.7	Prep Method: EPA 3015A

QC1327157 Analyte	Result	Source Sample Result	Spiked	Units	Recovery	Qual	Limits	DF
Calcium	59.82	40.98	20.40	mg/L	92%		75-125	1
Iron	0.8913	0.5655	0.4000	mg/L	81%		75-125	1
Magnesium	29.17	8.678	20.40	mg/L	100%		75-125	1
Potassium	55.10	30.36	24.00	mg/L	103%		75-125	1
Sodium	464.1	450.0	20.40	mg/L	69%	NM	75-125	1

Type: Matrix Spike Duplicate	Lab ID: QC1327158	Batch: 391450
Matrix (Source ID): Water (550042-001)	Method: EPA 200.7	Prep Method: EPA 3015A

QC1327158 Analyte	Result	Source Sample Result	Spiked	Units	Recovery	Qual	Limits	RPD	Lim	DF
Calcium	59.39	40.98	20.40	mg/L	90%		75-125	1	20	1
Iron	0.8887	0.5655	0.4000	mg/L	81%		75-125	0	20	1
Magnesium	28.67	8.678	20.40	mg/L	98%		75-125	2	20	1
Potassium	54.57	30.36	24.00	mg/L	101%		75-125	1	20	1
Sodium	464.6	450.0	20.40	mg/L	72%	NM	75-125	0	20	1

Batch QC

Type: Blank	Lab ID: QC1327159	Batch: 391450
Matrix: Water	Method: EPA 200.7	Prep Method: EPA 3015A

QC1327159 Analyte	Result	Qual	Units	RL	MDL	Prepared	Analyzed
Calcium	ND		mg/L	0.10	0.0095	01/02/26	01/02/26
Iron	ND		mg/L	0.020	0.017	01/02/26	01/02/26
Magnesium	ND		mg/L	0.10	0.017	01/02/26	01/02/26
Potassium	ND		mg/L	0.50	0.20	01/02/26	01/02/26
Sodium	ND		mg/L	0.50	0.017	01/02/26	01/02/26

Type: Lab Control Sample	Lab ID: QC1327160	Batch: 391450
Matrix: Water	Method: EPA 200.7	Prep Method: EPA 3015A

QC1327160 Analyte	Result	Spiked	Units	Recovery	Qual	Limits
Calcium	19.94	20.40	mg/L	98%		85-115
Iron	0.3892	0.4000	mg/L	97%		85-115
Magnesium	21.16	20.40	mg/L	104%		85-115
Potassium	24.13	24.00	mg/L	101%		85-115
Sodium	20.56	20.40	mg/L	101%		85-115

Type: Serial Dilution	Lab ID: QC1327286	Batch: 391450
Matrix (Source ID): Water (550065-002)	Method: EPA 200.7	Prep Method: EPA 3015A

QC1327286 Analyte	Result	Source Sample Result	Units	Qual	RPD	RPD Lim	DF
Calcium	241.3	230.7	mg/L				5
Iron	86.26	81.02	mg/L				50
Magnesium	45.69	43.64	mg/L				5
Potassium	30.75	30.93	mg/L				5
Sodium	49.87	49.11	mg/L				5

Batch QC

Type: Lab Control Sample	Lab ID: QC1327405	Batch: 391518
Matrix: Filtrate	Method: EPA 200.8	Prep Method: EPA 3015A

QC1327405 Analyte	Result	Spiked	Units	Recovery	Qual	Limits
Antimony	111.0	100.0	ug/L	111%		85-115
Arsenic	103.6	100.0	ug/L	104%		85-115
Barium	101.8	100.0	ug/L	102%		85-115
Beryllium	97.06	100.0	ug/L	97%		85-115
Boron	98.65	100.0	ug/L	99%		85-115
Cadmium	104.7	100.0	ug/L	105%		85-115
Chromium	102.8	100.0	ug/L	103%		85-115
Cobalt	104.3	100.0	ug/L	104%		85-115
Copper	102.3	100.0	ug/L	102%		85-115
Lead	104.6	100.0	ug/L	105%		85-115
Manganese	101.5	100.0	ug/L	102%		85-115
Nickel	103.7	100.0	ug/L	104%		85-115
Selenium	99.10	100.0	ug/L	99%		85-115
Silver	53.86	50.00	ug/L	108%		85-115
Thallium	102.9	100.0	ug/L	103%		85-115
Tin	103.9	100.0	ug/L	104%		85-115
Vanadium	102.7	100.0	ug/L	103%		85-115
Zinc	104.0	100.0	ug/L	104%		85-115

Type: Blank	Lab ID: QC1327406	Batch: 391518
Matrix: Water	Method: EPA 200.8	Prep Method: EPA 3015A

QC1327406 Analyte	Result	Qual	Units	RL	MDL	Prepared	Analyzed
Antimony	ND		ug/L	2.0	1.0	01/02/26	01/06/26
Arsenic	ND		ug/L	2.0	0.27	01/02/26	01/06/26
Barium	ND		ug/L	5.0	0.44	01/02/26	01/06/26
Beryllium	ND		ug/L	1.0	0.060	01/02/26	01/06/26
Boron	ND		ug/L	10	5.7	01/02/26	01/07/26
Cadmium	ND		ug/L	1.0	0.072	01/02/26	01/06/26
Chromium	ND		ug/L	5.0	0.43	01/02/26	01/06/26
Cobalt	ND		ug/L	1.0	0.090	01/02/26	01/06/26
Copper	ND		ug/L	3.0	0.96	01/02/26	01/06/26
Lead	ND		ug/L	5.0	0.23	01/02/26	01/06/26
Manganese	ND		ug/L	10	3.8	01/02/26	01/06/26
Nickel	ND		ug/L	5.0	1.3	01/02/26	01/06/26
Selenium	ND		ug/L	4.0	1.9	01/02/26	01/06/26
Silver	ND		ug/L	5.0	0.37	01/02/26	01/06/26
Thallium	ND		ug/L	1.0	0.25	01/02/26	01/06/26
Tin	ND		ug/L	5.0	1.5	01/02/26	01/06/26
Vanadium	ND		ug/L	5.0	0.36	01/02/26	01/06/26
Zinc	ND		ug/L	10	7.6	01/02/26	01/06/26

Batch QC

Type: Matrix Spike	Lab ID: QC1327407	Batch: 391518
Matrix (Source ID): Water (550032-001)	Method: EPA 200.8	Prep Method: EPA 3015A

QC1327407 Analyte	Result	Source Sample Result	Spiked	Units	Recovery	Qual	Limits	DF
Antimony	86.00	ND	100.0	ug/L	86%		70-130	10
Arsenic	104.3	ND	100.0	ug/L	104%		70-130	10
Barium	230.7	113.7	100.0	ug/L	117%		70-130	10
Beryllium	105.5	ND	100.0	ug/L	106%		70-130	10
Boron	699.5	572.3	100.0	ug/L	127%	NM	70-130	10
Cadmium	104.4	ND	100.0	ug/L	104%		70-130	10
Chromium	110.3	8.240	100.0	ug/L	102%		70-130	10
Cobalt	105.1	2.930	100.0	ug/L	102%		70-130	10
Copper	113.9	ND	100.0	ug/L	114%		70-130	10
Lead	105.7	ND	100.0	ug/L	106%		70-130	10
Manganese	264.3	150.5	100.0	ug/L	114%		70-130	10
Nickel	124.5	20.02	100.0	ug/L	104%		70-130	10
Selenium	81.41	ND	100.0	ug/L	81%		70-130	10
Silver	51.68	ND	50.00	ug/L	103%		70-130	10
Thallium	102.9	ND	100.0	ug/L	103%		70-130	10
Tin	48.02	ND	100.0	ug/L	48%	*	70-130	10
Vanadium	112.1	9.040	100.0	ug/L	103%		70-130	10
Zinc	160.1	ND	100.0	ug/L	160%	*	70-130	10

Type: Matrix Spike Duplicate	Lab ID: QC1327408	Batch: 391518
Matrix (Source ID): Water (550032-001)	Method: EPA 200.8	Prep Method: EPA 3015A

QC1327408 Analyte	Result	Source Sample Result	Spiked	Units	Recovery	Qual	Limits	RPD	RPD Lim	DF
Antimony	91.28	ND	100.0	ug/L	91%		70-130	6	20	10
Arsenic	108.8	ND	100.0	ug/L	109%		70-130	4	20	10
Barium	239.9	113.7	100.0	ug/L	126%		70-130	4	20	10
Beryllium	103.0	ND	100.0	ug/L	103%		70-130	2	20	10
Boron	692.7	572.3	100.0	ug/L	120%	NM	70-130	1	20	10
Cadmium	107.1	ND	100.0	ug/L	107%		70-130	3	20	10
Chromium	121.8	8.240	100.0	ug/L	114%		70-130	10	20	10
Cobalt	111.2	2.930	100.0	ug/L	108%		70-130	6	20	10
Copper	116.5	ND	100.0	ug/L	117%		70-130	2	20	10
Lead	108.2	ND	100.0	ug/L	108%		70-130	2	20	10
Manganese	289.2	150.5	100.0	ug/L	139%	*	70-130	9	20	10
Nickel	130.9	20.02	100.0	ug/L	111%		70-130	5	20	10
Selenium	77.64	ND	100.0	ug/L	78%		70-130	5	20	10
Silver	55.21	ND	50.00	ug/L	110%		70-130	7	20	10
Thallium	105.5	ND	100.0	ug/L	105%		70-130	2	20	10
Tin	50.37	ND	100.0	ug/L	50%	*	70-130	5	20	10
Vanadium	118.4	9.040	100.0	ug/L	109%		70-130	5	20	10
Zinc	170.1	ND	100.0	ug/L	170%	*	70-130	6	20	10

Batch QC

Type: Matrix Spike	Lab ID: QC1327409	Batch: 391518
Matrix (Source ID): Water (550066-001)	Method: EPA 200.8	Prep Method: EPA 3015A

QC1327409 Analyte	Result	Source Sample Result	Spiked	Units	Recovery	Qual	Limits	DF
Antimony	91.90	ND	100.0	ug/L	92%		70-130	10
Arsenic	101.7	ND	100.0	ug/L	102%		70-130	10
Barium	95.05	ND	100.0	ug/L	95%		70-130	10
Beryllium	93.87	ND	100.0	ug/L	94%		70-130	10
Boron	110.4	ND	100.0	ug/L	110%		70-130	10
Cadmium	84.24	ND	100.0	ug/L	84%		70-130	10
Chromium	96.48	ND	100.0	ug/L	96%		70-130	10
Cobalt	98.85	ND	100.0	ug/L	99%		70-130	10
Copper	109.8	ND	100.0	ug/L	110%		70-130	10
Lead	93.62	ND	100.0	ug/L	94%		70-130	10
Manganese	126.5	ND	100.0	ug/L	127%		70-130	10
Nickel	104.0	ND	100.0	ug/L	104%		70-130	10
Selenium	73.99	ND	100.0	ug/L	74%		70-130	10
Silver	42.87	ND	50.00	ug/L	86%		70-130	10
Thallium	93.00	ND	100.0	ug/L	93%		70-130	10
Tin	93.01	ND	100.0	ug/L	93%		70-130	10
Vanadium	98.42	ND	100.0	ug/L	98%		70-130	10
Zinc	475.0	382.7	100.0	ug/L	92%		70-130	10

Type: Matrix Spike Duplicate	Lab ID: QC1327410	Batch: 391518
Matrix (Source ID): Water (550066-001)	Method: EPA 200.8	Prep Method: EPA 3015A

QC1327410 Analyte	Result	Source Sample Result	Spiked	Units	Recovery	Qual	Limits	RPD	RPD Lim	DF
Antimony	112.9	ND	100.0	ug/L	113%		70-130	21*	20	10
Arsenic	118.0	ND	100.0	ug/L	118%		70-130	15	20	10
Barium	121.5	ND	100.0	ug/L	121%		70-130	24*	20	10
Beryllium	105.3	ND	100.0	ug/L	105%		70-130	12	20	10
Boron	140.3	ND	100.0	ug/L	140%	*	70-130	24*	20	10
Cadmium	107.3	ND	100.0	ug/L	107%		70-130	24*	20	10
Chromium	117.5	ND	100.0	ug/L	118%		70-130	20	20	10
Cobalt	114.0	ND	100.0	ug/L	114%		70-130	14	20	10
Copper	126.2	ND	100.0	ug/L	126%		70-130	14	20	10
Lead	110.2	ND	100.0	ug/L	110%		70-130	16	20	10
Manganese	137.9	ND	100.0	ug/L	138%	*	70-130	9	20	10
Nickel	121.0	ND	100.0	ug/L	121%		70-130	15	20	10
Selenium	92.26	ND	100.0	ug/L	92%		70-130	22*	20	10
Silver	53.82	ND	50.00	ug/L	108%		70-130	23*	20	10
Thallium	111.8	ND	100.0	ug/L	112%		70-130	18	20	10
Tin	109.4	ND	100.0	ug/L	109%		70-130	16	20	10
Vanadium	116.5	ND	100.0	ug/L	116%		70-130	17	20	10
Zinc	526.7	382.7	100.0	ug/L	144%	*	70-130	10	20	10

Batch QC

Type: Blank	Lab ID: QC1327689	Batch: 391597
Matrix: Water	Method: EPA 245.1	Prep Method: EPA 245.1

QC1327689 Analyte	Result	Qual	Units	RL	MDL	Prepared	Analyzed
Mercury	ND		ug/L	0.40	0.089	01/05/26	01/05/26

Type: Lab Control Sample	Lab ID: QC1327690	Batch: 391597
Matrix: Water	Method: EPA 245.1	Prep Method: EPA 245.1

QC1327690 Analyte	Result	Spiked	Units	Recovery	Qual	Limits
Mercury	5.107	5.000	ug/L	102%		85-115

Type: Matrix Spike	Lab ID: QC1327691	Batch: 391597
Matrix (Source ID): Water (550096-002)	Method: EPA 245.1	Prep Method: EPA 245.1

QC1327691 Analyte	Result	Source Sample Result	Spiked	Units	Recovery	Qual	Limits	DF
Mercury	4.768	ND	5.000	ug/L	95%		75-125	1

Type: Matrix Spike Duplicate	Lab ID: QC1327692	Batch: 391597
Matrix (Source ID): Water (550096-002)	Method: EPA 245.1	Prep Method: EPA 245.1

QC1327692 Analyte	Result	Source Sample Result	Spiked	Units	Recovery	Qual	Limits	RPD	RPD Lim	DF
Mercury	4.794	ND	5.000	ug/L	96%		75-125	1	20	1

Type: Blank	Lab ID: QC1327020	Batch: 391413
Matrix: Water	Method: EPA 300.0	Prep Method: METHOD

QC1327020 Analyte	Result	Qual	Units	RL	MDL	Prepared	Analyzed
Fluoride	ND		mg/L	0.20	0.072	12/31/25 12:15	12/31/25 12:47
Chloride	ND		mg/L	1.0	0.27	12/31/25 12:15	12/31/25 12:47
Nitrogen, Nitrite	ND		mg/L	0.10	0.02	12/31/25 12:15	12/31/25 12:47
Bromide	ND		mg/L	0.30	0.060	12/31/25 12:15	12/31/25 12:47
Nitrogen, Nitrate	ND		mg/L	0.10	0.05	12/31/25 12:15	12/31/25 12:47
Sulfate	ND		mg/L	1.0	0.25	12/31/25 12:15	12/31/25 12:47

Type: Lab Control Sample	Lab ID: QC1327021	Batch: 391413
Matrix: Water	Method: EPA 300.0	Prep Method: METHOD

QC1327021 Analyte	Result	Spiked	Units	Recovery	Qual	Limits
Fluoride	9.639	10.00	mg/L	96%		90-110
Chloride	46.95	50.00	mg/L	94%		90-110
Nitrogen, Nitrite	4.569	4.567	mg/L	100%		90-110
Bromide	14.56	15.00	mg/L	97%		90-110
Nitrogen, Nitrate	4.402	4.518	mg/L	97%		90-110
Sulfate	24.68	25.00	mg/L	99%		90-110

Batch QC

Type: Matrix Spike	Lab ID: QC1327022	Batch: 391413
Matrix (Source ID): Filtrate (549931-005)	Method: EPA 300.0	Prep Method: METHOD

QC1327022 Analyte	Result	Source Sample Result	Spiked	Units	Recovery	Qual	Limits	DF
Fluoride	9.493	ND	20.00	mg/L	47%	*	80-129	1
Chloride	182.2	87.55	100.0	mg/L	95%		80-123	1
Nitrogen, Nitrite	9.220	ND	9.134	mg/L	101%		80-122	1
Bromide	15.52	0.7692	15.00	mg/L	98%		80-121	1
Nitrogen, Nitrate	8.968	ND	9.036	mg/L	99%		80-123	1
Sulfate	49.47	ND	50.00	mg/L	99%		79-124	1

Type: Matrix Spike Duplicate	Lab ID: QC1327023	Batch: 391413
Matrix (Source ID): Filtrate (549931-005)	Method: EPA 300.0	Prep Method: METHOD

QC1327023 Analyte	Result	Source Sample Result	Spiked	Units	Recovery	Qual	Limits	RPD	RPD Lim	DF
Fluoride	9.756	ND	20.00	mg/L	49%	*	80-129	3	21	1
Chloride	183.0	87.55	100.0	mg/L	95%		80-123	0	20	1
Nitrogen, Nitrite	9.301	ND	9.134	mg/L	102%		80-122	1	21	1
Bromide	15.60	0.7692	15.00	mg/L	99%		80-121	1	20	1
Nitrogen, Nitrate	9.051	ND	9.036	mg/L	100%		80-123	1	20	1
Sulfate	49.87	ND	50.00	mg/L	100%		79-124	1	20	1

Type: Blank	Lab ID: QC1327674	Batch: 391593
Matrix: Water	Method: EPA 350.1	Prep Method: METHOD

QC1327674 Analyte	Result	Qual	Units	RL	MDL	Prepared	Analyzed
Ammonia-N	ND		mg/L	0.10	0.068	01/05/26	01/05/26

Type: Lab Control Sample	Lab ID: QC1327675	Batch: 391593
Matrix: Water	Method: EPA 350.1	Prep Method: METHOD

QC1327675 Analyte	Result	Spiked	Units	Recovery	Qual	Limits
Ammonia-N	0.9693	1.000	mg/L	97%		90-110

Type: Matrix Spike	Lab ID: QC1327676	Batch: 391593
Matrix (Source ID): Water (549813-002)	Method: EPA 350.1	Prep Method: METHOD

QC1327676 Analyte	Result	Source Sample Result	Spiked	Units	Recovery	Qual	Limits	DF
Ammonia-N	1.046	ND	1.000	mg/L	105%		90-110	1

Batch QC

Type: Matrix Spike Duplicate	Lab ID: QC1327677	Batch: 391593
Matrix (Source ID): Water (549813-002)	Method: EPA 350.1	Prep Method: METHOD

QC1327677 Analyte	Result	Source Sample Result	Spiked	Units	Recovery	Qual	Limits	RPD	RPD Lim	DF
Ammonia-N	1.013	ND	1.000	mg/L	101%		90-110	3	20	1

Type: Matrix Spike	Lab ID: QC1327684	Batch: 391593
Matrix (Source ID): Water (549813-006)	Method: EPA 350.1	Prep Method: METHOD

QC1327684 Analyte	Result	Source Sample Result	Spiked	Units	Recovery	Qual	Limits	RPD	RPD Lim	DF
Ammonia-N	0.9370	ND	1.000	mg/L	94%		90-110			1

Type: Matrix Spike Duplicate	Lab ID: QC1327685	Batch: 391593
Matrix (Source ID): Water (549813-006)	Method: EPA 350.1	Prep Method: METHOD

QC1327685 Analyte	Result	Source Sample Result	Spiked	Units	Recovery	Qual	Limits	RPD	RPD Lim	DF
Ammonia-N	0.9160	ND	1.000	mg/L	92%		90-110	2	20	1

Type: Blank	Lab ID: QC1330234	Batch: 392363
Matrix: Water	Method: EPA 420.1	Prep Method: METHOD

QC1330234 Analyte	Result	Qual	Units	RL	MDL	Prepared	Analyzed
Total Phenolics	ND		mg/L	0.010	0.0065	01/13/26	01/13/26

Type: Lab Control Sample	Lab ID: QC1330235	Batch: 392363
Matrix: Water	Method: EPA 420.1	Prep Method: METHOD

QC1330235 Analyte	Result	Spiked	Units	Recovery	Qual	Limits
Total Phenolics	0.08400	0.08000	mg/L	105%		80-120

Type: Lab Control Sample Duplicate	Lab ID: QC1330236	Batch: 392363
Matrix: Water	Method: EPA 420.1	Prep Method: METHOD

QC1330236 Analyte	Result	Spiked	Units	Recovery	Qual	Limits	RPD	RPD Lim
Total Phenolics	0.08000	0.08000	mg/L	100%		80-120	5	20

Batch QC

Type: Blank	Lab ID: QC1327145	Batch: 391447
Matrix: Water		

QC1327145 Analyte	Result	Qual	Units	RL	MDL	Prepared	Analyzed
Method: EPA 625.1							
Prep Method: EPA 3510C							
a-Terpineol	ND		ug/L	10	2.1	01/02/26	01/03/26
Pyridine	ND		ug/L	10	2.8	01/02/26	01/02/26
Phenol	ND		ug/L	10	2.1	01/02/26	01/02/26
2-Methylphenol	ND		ug/L	10	3.2	01/02/26	01/02/26
3-,4-Methylphenol	ND		ug/L	10	3.0	01/02/26	01/02/26
Benzoic acid	ND		ug/L	50	11	01/02/26	01/02/26
Naphthalene	ND		ug/L	10	3.6	01/02/26	01/02/26
Cresol	ND		ug/L	10		01/02/26	01/02/26
Method: EPA 8270C							
Prep Method: EPA 3510C							
Carbazole	ND		ug/L	10	2.8	01/02/26	01/02/26
N-Nitrosodimethylamine	ND		ug/L	10	2.9	01/02/26	01/02/26
Aniline	ND		ug/L	10	2.8	01/02/26	01/02/26
bis(2-Chloroethyl)ether	ND		ug/L	25	3.7	01/02/26	01/02/26
2-Chlorophenol	ND		ug/L	10	3.6	01/02/26	01/02/26
1,3-Dichlorobenzene	ND		ug/L	10	3.3	01/02/26	01/02/26
1,4-Dichlorobenzene	ND		ug/L	10	3.4	01/02/26	01/02/26
Benzyl alcohol	ND		ug/L	25	5.8	01/02/26	01/02/26
1,2-Dichlorobenzene	ND		ug/L	10	3.3	01/02/26	01/02/26
bis(2-Chloroisopropyl) ether	ND		ug/L	10	3.8	01/02/26	01/02/26
N-Nitroso-di-n-propylamine	ND		ug/L	10	3.9	01/02/26	01/02/26
Hexachloroethane	ND		ug/L	10	3.0	01/02/26	01/02/26
Nitrobenzene	ND		ug/L	25	8.4	01/02/26	01/02/26
Isophorone	ND		ug/L	10	3.7	01/02/26	01/02/26
2-Nitrophenol	ND		ug/L	10	5.4	01/02/26	01/02/26
2,4-Dimethylphenol	ND		ug/L	10	3.2	01/02/26	01/02/26
bis(2-Chloroethoxy)methane	ND		ug/L	10	3.7	01/02/26	01/02/26
2,4-Dichlorophenol	ND		ug/L	10	3.7	01/02/26	01/02/26
1,2,4-Trichlorobenzene	ND		ug/L	10	3.4	01/02/26	01/02/26
4-Chloroaniline	ND		ug/L	10	3.1	01/02/26	01/02/26
Hexachlorobutadiene	ND		ug/L	10	2.2	01/02/26	01/02/26
4-Chloro-3-methylphenol	ND		ug/L	10	3.6	01/02/26	01/02/26
2-Methylnaphthalene	ND		ug/L	10	3.4	01/02/26	01/02/26
Hexachlorocyclopentadiene	ND		ug/L	25	7.8	01/02/26	01/02/26
2,4,6-Trichlorophenol	ND		ug/L	10	4.1	01/02/26	01/02/26
2,4,5-Trichlorophenol	ND		ug/L	10	3.7	01/02/26	01/02/26
2-Chloronaphthalene	ND		ug/L	10	3.4	01/02/26	01/02/26
2-Nitroaniline	ND		ug/L	50	4.3	01/02/26	01/02/26
Dimethylphthalate	ND		ug/L	10	3.4	01/02/26	01/02/26
Acenaphthylene	ND		ug/L	10	3.9	01/02/26	01/02/26
2,6-Dinitrotoluene	ND		ug/L	10	4.4	01/02/26	01/02/26
3-Nitroaniline	ND		ug/L	10	4.0	01/02/26	01/02/26
Acenaphthene	ND		ug/L	10	3.2	01/02/26	01/02/26
2,4-Dinitrophenol	ND		ug/L	50	15	01/02/26	01/02/26
4-Nitrophenol	ND		ug/L	10	8.5	01/02/26	01/02/26

Batch QC

QC1327145 Analyte	Result	Qual	Units	RL	MDL	Prepared	Analyzed
Dibenzofuran	ND		ug/L	10	3.2	01/02/26	01/02/26
2,4-Dinitrotoluene	ND		ug/L	10	4.3	01/02/26	01/02/26
Diethylphthalate	ND		ug/L	10	2.9	01/02/26	01/02/26
Fluorene	ND		ug/L	10	3.1	01/02/26	01/02/26
4-Chlorophenyl-phenylether	ND		ug/L	10	3.1	01/02/26	01/02/26
4-Nitroaniline	ND		ug/L	10	3.3	01/02/26	01/02/26
4,6-Dinitro-2-methylphenol	ND		ug/L	50	17	01/02/26	01/02/26
N-Nitrosodiphenylamine	ND		ug/L	10	4.0	01/02/26	01/02/26
1,2-diphenylhydrazine (as azobenzene)	ND		ug/L	10	2.9	01/02/26	01/02/26
4-Bromophenyl-phenylether	ND		ug/L	10	3.3	01/02/26	01/02/26
Hexachlorobenzene	ND		ug/L	10	3.0	01/02/26	01/02/26
Pentachlorophenol	ND		ug/L	25	5.7	01/02/26	01/02/26
Phenanthrene	ND		ug/L	10	2.9	01/02/26	01/02/26
Anthracene	ND		ug/L	10	2.8	01/02/26	01/02/26
Di-n-butylphthalate	ND		ug/L	10	3.0	01/02/26	01/02/26
Fluoranthene	ND		ug/L	10	2.8	01/02/26	01/02/26
Benzidine	ND		ug/L	50	19	01/02/26	01/02/26
Pyrene	ND		ug/L	10	2.7	01/02/26	01/02/26
Butylbenzylphthalate	ND		ug/L	10	3.6	01/02/26	01/02/26
3,3'-Dichlorobenzidine	ND		ug/L	25	5.2	01/02/26	01/02/26
Benzo(a)anthracene	ND		ug/L	10	2.4	01/02/26	01/02/26
Chrysene	ND		ug/L	10	2.5	01/02/26	01/02/26
bis(2-Ethylhexyl)phthalate	ND		ug/L	10	3.3	01/02/26	01/02/26
Di-n-octylphthalate	ND		ug/L	10	4.7	01/02/26	01/02/26
Benzo(b)fluoranthene	ND		ug/L	10	3.0	01/02/26	01/02/26
Benzo(k)fluoranthene	ND		ug/L	10	3.1	01/02/26	01/02/26
Benzo(a)pyrene	ND		ug/L	10	3.1	01/02/26	01/02/26
Indeno(1,2,3-cd)pyrene	ND		ug/L	10	4.2	01/02/26	01/02/26
Dibenz(a,h)anthracene	ND		ug/L	10	4.2	01/02/26	01/02/26
Benzo(g,h,i)perylene	ND		ug/L	10	4.1	01/02/26	01/02/26
Surrogates				Limits			
2-Fluorophenol	42%		%REC	15-120		01/02/26	01/02/26
Phenol-d6	25%		%REC	15-120		01/02/26	01/02/26
2,4,6-Tribromophenol	82%		%REC	15-140		01/02/26	01/02/26
Nitrobenzene-d5	88%		%REC	15-123		01/02/26	01/02/26
2-Fluorobiphenyl	85%		%REC	15-120		01/02/26	01/02/26
Terphenyl-d14	81%		%REC	15-120		01/02/26	01/02/26

Batch QC

Type: Lab Control Sample	Lab ID: QC1327147	Batch: 391447
Matrix: Water	Method: EPA 8270C	Prep Method: EPA 3510C

QC1327147 Analyte	Result	Spiked	Units	Recovery	Qual	Limits
Phenol	20.33	75.00	ug/L	27%		14-120
2-Chlorophenol	56.78	75.00	ug/L	76%		46-120
1,4-Dichlorobenzene	63.94	75.00	ug/L	85%		42-120
3-,4-Methylphenol	45.51	75.00	ug/L	61%		40-120
N-Nitroso-di-n-propylamine	68.13	75.00	ug/L	91%		54-121
2,4-Dimethylphenol	59.89	75.00	ug/L	80%		48-120
1,2,4-Trichlorobenzene	65.15	75.00	ug/L	87%		45-120
4-Chloro-3-methylphenol	64.72	75.00	ug/L	86%		60-121
2,4,5-Trichlorophenol	66.95	75.00	ug/L	89%		62-124
Acenaphthene	61.28	75.00	ug/L	82%		56-120
4-Nitrophenol	20.12	75.00	ug/L	27%		17-120
2,4-Dinitrotoluene	70.35	75.00	ug/L	94%		69-127
Pentachlorophenol	53.88	75.00	ug/L	72%		51-120
Pyrene	63.61	75.00	ug/L	85%		68-123
Chrysene	63.50	75.00	ug/L	85%		66-120
Benzo(b)fluoranthene	68.14	75.00	ug/L	91%		67-120
Surrogates						
2-Fluorophenol	16.32	40.00	ug/L	41%		15-120
Phenol-d6	9.936	40.00	ug/L	25%		15-120
2,4,6-Tribromophenol	33.37	40.00	ug/L	83%		15-140
Nitrobenzene-d5	35.10	40.00	ug/L	88%		15-123
2-Fluorobiphenyl	32.74	40.00	ug/L	82%		15-120
Terphenyl-d14	33.98	40.00	ug/L	85%		15-120

Batch QC

Type: Lab Control Sample Duplicate	Lab ID: QC1327148	Batch: 391447
Matrix: Water	Method: EPA 8270C	Prep Method: EPA 3510C

QC1327148 Analyte	Result	Spiked	Units	Recovery	Qual	Limits	RPD	RPD Lim
Phenol	22.00	75.00	ug/L	29%		14-120	8	52
2-Chlorophenol	59.73	75.00	ug/L	80%		46-120	5	52
1,4-Dichlorobenzene	66.86	75.00	ug/L	89%		42-120	4	53
3-,4-Methylphenol	47.98	75.00	ug/L	64%		40-120	5	51
N-Nitroso-di-n-propylamine	71.70	75.00	ug/L	96%		54-121	5	52
2,4-Dimethylphenol	63.30	75.00	ug/L	84%		48-120	6	52
1,2,4-Trichlorobenzene	68.19	75.00	ug/L	91%		45-120	5	54
4-Chloro-3-methylphenol	68.55	75.00	ug/L	91%		60-121	6	47
2,4,5-Trichlorophenol	69.93	75.00	ug/L	93%		62-124	4	46
Acenaphthene	62.58	75.00	ug/L	83%		56-120	2	46
4-Nitrophenol	21.79	75.00	ug/L	29%		17-120	8	44
2,4-Dinitrotoluene	74.39	75.00	ug/L	99%		69-127	6	40
Pentachlorophenol	56.45	75.00	ug/L	75%		51-120	5	42
Pyrene	67.92	75.00	ug/L	91%		68-123	7	39
Chrysene	66.51	75.00	ug/L	89%		66-120	5	38
Benzo(b)fluoranthene	71.49	75.00	ug/L	95%		67-120	5	39
Surrogates								
2-Fluorophenol	17.25	40.00	ug/L	43%		15-120		
Phenol-d6	10.67	40.00	ug/L	27%		15-120		
2,4,6-Tribromophenol	34.78	40.00	ug/L	87%		15-140		
Nitrobenzene-d5	36.50	40.00	ug/L	91%		15-123		
2-Fluorobiphenyl	33.76	40.00	ug/L	84%		15-120		
Terphenyl-d14	36.21	40.00	ug/L	91%		15-120		

Batch QC

Type: Blank	Lab ID: QC1327621	Batch: 391575
Matrix: Water		

QC1327621 Analyte	Result	Qual	Units	RL	MDL	Prepared	Analyzed
Method: EPA 8081A							
Prep Method: EPA 3510C							
alpha-BHC	ND		ug/L	0.05	0.01	01/04/26	01/04/26
beta-BHC	ND		ug/L	0.05	0.01	01/04/26	01/04/26
gamma-BHC	ND		ug/L	0.05	0.009	01/04/26	01/04/26
delta-BHC	ND		ug/L	0.05	0.01	01/04/26	01/04/26
Heptachlor	ND		ug/L	0.05	0.01	01/04/26	01/04/26
Aldrin	ND		ug/L	0.05	0.01	01/04/26	01/04/26
Heptachlor epoxide	ND		ug/L	0.05	0.01	01/04/26	01/04/26
Endosulfan I	ND		ug/L	0.05	0.01	01/04/26	01/04/26
Dieldrin	ND		ug/L	0.1	0.01	01/04/26	01/04/26
4,4'-DDE	ND		ug/L	0.1	0.01	01/04/26	01/04/26
Endrin	ND		ug/L	0.1	0.01	01/04/26	01/04/26
Endosulfan II	ND		ug/L	0.1	0.02	01/04/26	01/04/26
Endosulfan sulfate	ND		ug/L	0.1	0.01	01/04/26	01/04/26
4,4'-DDD	ND		ug/L	0.1	0.01	01/04/26	01/04/26
Endrin aldehyde	ND		ug/L	0.1	0.02	01/04/26	01/04/26
Endrin ketone	ND		ug/L	0.1	0.02	01/04/26	01/04/26
4,4'-DDT	ND		ug/L	0.1	0.04	01/04/26	01/04/26
Methoxychlor	ND		ug/L	0.1	0.03	01/04/26	01/04/26
Toxaphene	ND		ug/L	2.0	0.4	01/04/26	01/04/26
Chlordane (Technical)	ND		ug/L	1.0	0.2	01/04/26	01/04/26
Surrogates				Limits			
TCMX	67%		%REC	29-120		01/04/26	01/04/26
Decachlorobiphenyl	99%		%REC	33-132		01/04/26	01/04/26
Method: EPA 8082							
Prep Method: EPA 3510C							
Aroclor-1016	ND		ug/L	0.50	0.30	01/04/26	01/04/26
Aroclor-1221	ND		ug/L	0.50	0.47	01/04/26	01/04/26
Aroclor-1232	ND		ug/L	0.50	0.27	01/04/26	01/04/26
Aroclor-1242	ND		ug/L	0.50	0.29	01/04/26	01/04/26
Aroclor-1248	ND		ug/L	0.50	0.24	01/04/26	01/04/26
Aroclor-1254	ND		ug/L	0.50	0.27	01/04/26	01/04/26
Aroclor-1260	ND		ug/L	0.50	0.33	01/04/26	01/04/26
Aroclor-1262	ND		ug/L	0.50	0.29	01/04/26	01/04/26
Aroclor-1268	ND		ug/L	0.50	0.26	01/04/26	01/04/26
Surrogates				Limits			
Decachlorobiphenyl (PCB)	86%		%REC	28-138		01/04/26	01/04/26

Batch QC

Type: Lab Control Sample	Lab ID: QC1327622	Batch: 391575
Matrix: Water	Method: EPA 8081A	Prep Method: EPA 3510C

QC1327622 Analyte	Result	Spiked	Units	Recovery	Qual	Limits
alpha-BHC	0.4389	0.5000	ug/L	88%		66-121
beta-BHC	0.4595	0.5000	ug/L	92%		73-120
gamma-BHC	0.4806	0.5000	ug/L	96%		68-125
delta-BHC	0.4478	0.5000	ug/L	90%		68-131
Heptachlor	0.4172	0.5000	ug/L	83%		63-120
Aldrin	0.4172	0.5000	ug/L	83%		56-120
Heptachlor epoxide	0.3979	0.5000	ug/L	80%		65-120
Endosulfan I	0.4450	0.5000	ug/L	89%		68-124
Dieldrin	0.4132	0.5000	ug/L	83%		66-124
4,4'-DDE	0.4235	0.5000	ug/L	85%		67-131
Endrin	0.4194	0.5000	ug/L	84%		68-135
Endosulfan II	0.4472	0.5000	ug/L	89%		71-130
Endosulfan sulfate	0.3806	0.5000	ug/L	76%	#	68-128
4,4'-DDD	0.4021	0.5000	ug/L	80%		65-130
Endrin aldehyde	0.3974	0.5000	ug/L	79%		67-124
Endrin ketone	0.4039	0.5000	ug/L	81%	#	69-137
4,4'-DDT	0.4195	0.5000	ug/L	84%		65-136
Methoxychlor	0.4186	0.5000	ug/L	84%	#	69-150
Surrogates						
TCMX	0.3633	0.5000	ug/L	73%		29-120
Decachlorobiphenyl	0.4944	0.5000	ug/L	99%		33-132

Batch QC

Type: Lab Control Sample Duplicate	Lab ID: QC1327623	Batch: 391575
Matrix: Water	Method: EPA 8081A	Prep Method: EPA 3510C

QC1327623 Analyte	Result	Spiked	Units	Recovery	Qual	Limits	RPD	RPD Lim
alpha-BHC	0.4372	0.5000	ug/L	87%		66-121	0	20
beta-BHC	0.4553	0.5000	ug/L	91%		73-120	1	20
gamma-BHC	0.4773	0.5000	ug/L	95%		68-125	1	20
delta-BHC	0.4459	0.5000	ug/L	89%		68-131	0	20
Heptachlor	0.4135	0.5000	ug/L	83%		63-120	1	24
Aldrin	0.4176	0.5000	ug/L	84%		56-120	0	30
Heptachlor epoxide	0.3991	0.5000	ug/L	80%		65-120	0	20
Endosulfan I	0.4479	0.5000	ug/L	90%		68-124	1	20
Dieldrin	0.4196	0.5000	ug/L	84%		66-124	2	22
4,4'-DDE	0.4255	0.5000	ug/L	85%		67-131	0	21
Endrin	0.4201	0.5000	ug/L	84%		68-135	0	20
Endosulfan II	0.4471	0.5000	ug/L	89%		71-130	0	21
Endosulfan sulfate	0.3742	0.5000	ug/L	75%	#	68-128	2	21
4,4'-DDD	0.4029	0.5000	ug/L	81%		65-130	0	22
Endrin aldehyde	0.3938	0.5000	ug/L	79%		67-124	1	20
Endrin ketone	0.3942	0.5000	ug/L	79%	#	69-137	2	21
4,4'-DDT	0.4257	0.5000	ug/L	85%		65-136	1	23
Methoxychlor	0.4165	0.5000	ug/L	83%	#	69-150	0	23
Surrogates								
TCMX	0.3731	0.5000	ug/L	75%		29-120		
Decachlorobiphenyl	0.4983	0.5000	ug/L	100%		33-132		

Type: Lab Control Sample	Lab ID: QC1327624	Batch: 391575
Matrix: Water	Method: EPA 8082	Prep Method: EPA 3510C

QC1327624 Analyte	Result	Spiked	Units	Recovery	Qual	Limits
Aroclor-1016	4.471	5.000	ug/L	89%		69-120
Aroclor-1260	4.242	5.000	ug/L	85%		72-124
Surrogates						
Decachlorobiphenyl (PCB)	0.4146	0.5000	ug/L	83%		28-138

Type: Lab Control Sample Duplicate	Lab ID: QC1327625	Batch: 391575
Matrix: Water	Method: EPA 8082	Prep Method: EPA 3510C

QC1327625 Analyte	Result	Spiked	Units	Recovery	Qual	Limits	RPD	RPD Lim
Aroclor-1016	4.630	5.000	ug/L	93%		69-120	3	22
Aroclor-1260	4.380	5.000	ug/L	88%		72-124	3	25
Surrogates								
Decachlorobiphenyl (PCB)	0.4080	0.5000	ug/L	82%		28-138		

Batch QC

Type: Lab Control Sample	Lab ID: QC1327212	Batch: 391466
Matrix: Water	Method: EPA 8260B	Prep Method: EPA 5030B

QC1327212 Analyte	Result	Spiked	Units	Recovery	Qual	Limits
1,1-Dichloroethene	50.04	50.00	ug/L	100%		69-128
MTBE	47.00	50.00	ug/L	94%		66-125
Benzene	45.15	50.00	ug/L	90%		76-121
Trichloroethene	46.94	50.00	ug/L	94%		76-124
Toluene	44.74	50.00	ug/L	89%		76-120
Chlorobenzene	47.31	50.00	ug/L	95%		78-120
Surrogates						
Dibromofluoromethane	52.21	50.00	ug/L	104%		70-130
1,2-Dichloroethane-d4	52.99	50.00	ug/L	106%		70-130
Toluene-d8	51.04	50.00	ug/L	102%		70-130
Bromofluorobenzene	46.37	50.00	ug/L	93%		70-130

Batch QC

Type: Blank	Lab ID: QC1327216	Batch: 391466
Matrix: Water	Method: EPA 8260B	Prep Method: EPA 5030B

QC1327216 Analyte	Result	Qual	Units	RL	MDL	Prepared	Analyzed
Carbon Disulfide	ND		ug/L	5.0	0.1	01/02/26	01/02/26
Chloroprene	ND		ug/L	200	2.7	01/02/26	01/02/26
3-Chloropropene	ND		ug/L	5.0	0.2	01/02/26	01/02/26
Ethyl methacrylate	ND		ug/L	50	3.9	01/02/26	01/02/26
Ethanol	ND		ug/L	500	160	01/02/26	01/02/26
2-Hexanone	ND		ug/L	5.0	1.3	01/02/26	01/02/26
Isopropanol (IPA)	ND		ug/L	200	96	01/02/26	01/02/26
Methyl acrylonitrile	ND		ug/L	35	4.2	01/02/26	01/02/26
Vinyl Acetate	ND		ug/L	50	3.2	01/02/26	01/02/26
Acrolein	ND		ug/L	200	2.6	01/02/26	01/02/26
Acrylonitrile	ND		ug/L	10	0.7	01/02/26	01/02/26
Freon 12	ND		ug/L	5.0	0.2	01/02/26	01/02/26
Chloromethane	ND		ug/L	5.0	0.09	01/02/26	01/02/26
Vinyl Chloride	ND		ug/L	5.0	0.1	01/02/26	01/02/26
Bromomethane	ND		ug/L	5.0	0.1	01/02/26	01/02/26
Chloroethane	ND		ug/L	5.0	0.1	01/02/26	01/02/26
Trichlorofluoromethane	ND		ug/L	5.0	0.1	01/02/26	01/02/26
Iodomethane	ND		ug/L	5.0		01/02/26	01/02/26
Acetone	ND		ug/L	100	14	01/02/26	01/02/26
Freon 113	ND		ug/L	5.0	0.1	01/02/26	01/02/26
1,1-Dichloroethene	ND		ug/L	5.0	0.1	01/02/26	01/02/26
Methylene Chloride	ND		ug/L	10	0.2	01/02/26	01/02/26
MTBE	ND		ug/L	5.0	0.1	01/02/26	01/02/26
trans-1,2-Dichloroethene	ND		ug/L	5.0	0.1	01/02/26	01/02/26
1,1-Dichloroethane	ND		ug/L	5.0	0.09	01/02/26	01/02/26
2-Butanone	ND		ug/L	10	1.3	01/02/26	01/02/26
cis-1,2-Dichloroethene	ND		ug/L	5.0	0.1	01/02/26	01/02/26
2,2-Dichloropropane	ND		ug/L	5.0	0.2	01/02/26	01/02/26
Chloroform	ND		ug/L	5.0	0.08	01/02/26	01/02/26
Bromochloromethane	ND		ug/L	5.0	0.1	01/02/26	01/02/26
1,1,1-Trichloroethane	ND		ug/L	5.0	0.1	01/02/26	01/02/26
1,1-Dichloropropene	ND		ug/L	5.0	0.1	01/02/26	01/02/26
Carbon Tetrachloride	ND		ug/L	5.0	0.1	01/02/26	01/02/26
1,2-Dichloroethane	ND		ug/L	5.0	0.2	01/02/26	01/02/26
Benzene	ND		ug/L	1.0	0.1	01/02/26	01/02/26
Trichloroethene	ND		ug/L	5.0	0.1	01/02/26	01/02/26
1,2-Dichloropropane	ND		ug/L	5.0	0.09	01/02/26	01/02/26
Bromodichloromethane	ND		ug/L	5.0	0.07	01/02/26	01/02/26
Dibromomethane	ND		ug/L	5.0	0.1	01/02/26	01/02/26
4-Methyl-2-Pentanone	ND		ug/L	5.0	1.0	01/02/26	01/02/26
cis-1,3-Dichloropropene	ND		ug/L	5.0	0.1	01/02/26	01/02/26
Toluene	0.1	J	ug/L	5.0	0.1	01/02/26	01/02/26
trans-1,3-Dichloropropene	ND		ug/L	5.0	0.09	01/02/26	01/02/26
1,1,2-Trichloroethane	ND		ug/L	5.0	0.1	01/02/26	01/02/26
1,3-Dichloropropane	ND		ug/L	5.0	0.07	01/02/26	01/02/26
Tetrachloroethene	ND		ug/L	5.0	0.2	01/02/26	01/02/26
Dibromochloromethane	ND		ug/L	5.0	0.1	01/02/26	01/02/26

Batch QC

QC1327216 Analyte	Result	Qual	Units	RL	MDL	Prepared	Analyzed
1,2-Dibromoethane	ND		ug/L	5.0	0.1	01/02/26	01/02/26
Chlorobenzene	ND		ug/L	5.0	0.1	01/02/26	01/02/26
1,1,1,2-Tetrachloroethane	ND		ug/L	5.0	0.07	01/02/26	01/02/26
Ethylbenzene	ND		ug/L	5.0	0.1	01/02/26	01/02/26
m,p-Xylenes	ND		ug/L	5.0	0.2	01/02/26	01/02/26
o-Xylene	ND		ug/L	5.0	0.1	01/02/26	01/02/26
Styrene	ND		ug/L	5.0	0.1	01/02/26	01/02/26
Bromoform	ND		ug/L	5.0	0.06	01/02/26	01/02/26
Isopropylbenzene	ND		ug/L	5.0	0.1	01/02/26	01/02/26
1,1,2,2-Tetrachloroethane	ND		ug/L	5.0	0.1	01/02/26	01/02/26
1,2,3-Trichloropropane	ND		ug/L	5.0	0.3	01/02/26	01/02/26
Propylbenzene	ND		ug/L	5.0	0.1	01/02/26	01/02/26
Bromobenzene	ND		ug/L	5.0	0.1	01/02/26	01/02/26
1,3,5-Trimethylbenzene	ND		ug/L	5.0	0.1	01/02/26	01/02/26
2-Chlorotoluene	ND		ug/L	5.0	0.1	01/02/26	01/02/26
4-Chlorotoluene	ND		ug/L	5.0	0.2	01/02/26	01/02/26
tert-Butylbenzene	ND		ug/L	5.0	0.1	01/02/26	01/02/26
1,2,4-Trimethylbenzene	ND		ug/L	5.0	0.1	01/02/26	01/02/26
sec-Butylbenzene	ND		ug/L	5.0	0.2	01/02/26	01/02/26
para-Isopropyl Toluene	ND		ug/L	5.0	0.2	01/02/26	01/02/26
1,3-Dichlorobenzene	ND		ug/L	5.0	0.1	01/02/26	01/02/26
1,4-Dichlorobenzene	ND		ug/L	5.0	0.2	01/02/26	01/02/26
n-Butylbenzene	ND		ug/L	5.0	0.1	01/02/26	01/02/26
1,2-Dichlorobenzene	ND		ug/L	5.0	0.1	01/02/26	01/02/26
1,2-Dibromo-3-Chloropropane	ND		ug/L	5.0	0.6	01/02/26	01/02/26
1,2,4-Trichlorobenzene	ND		ug/L	5.0	0.3	01/02/26	01/02/26
Hexachlorobutadiene	ND		ug/L	5.0	0.3	01/02/26	01/02/26
1,2,3-Trichlorobenzene	ND		ug/L	5.0	0.3	01/02/26	01/02/26
cis-1,4-Dichloro-2-butene	ND		ug/L	5.0	0.3	01/02/26	01/02/26
trans-1,4-Dichloro-2-butene	ND		ug/L	5.0	0.3	01/02/26	01/02/26
Xylene (total)	ND		ug/L	5.0		01/02/26	01/02/26
Surrogates				Limits			
Dibromofluoromethane	101%		%REC	70-130		01/02/26	01/02/26
1,2-Dichloroethane-d4	102%		%REC	70-130		01/02/26	01/02/26
Toluene-d8	100%		%REC	70-130		01/02/26	01/02/26
Bromofluorobenzene	93%		%REC	70-130		01/02/26	01/02/26

Batch QC

Type: Matrix Spike	Lab ID: QC1327308	Batch: 391466
Matrix (Source ID): Water (549974-001)	Method: EPA 8260B	Prep Method: EPA 5030B

QC1327308 Analyte	Result	Source Sample Result	Spiked	Units	Recovery	Qual	Limits	DF
1,1-Dichloroethene	22.87	0.1531	20.00	ug/L	114%		62-131	1
MTBE	22.58	ND	20.00	ug/L	113%		61-124	1
Benzene	20.88	ND	20.00	ug/L	104%		70-123	1
Trichloroethene	21.73	0.2799	20.00	ug/L	107%		65-131	1
Toluene	20.13	ND	20.00	ug/L	101%		69-120	1
Chlorobenzene	21.65	ND	20.00	ug/L	108%		72-121	1
Surrogates								
Dibromofluoromethane	52.16		50.00	ug/L	104%		70-130	1
1,2-Dichloroethane-d4	52.38		50.00	ug/L	105%		70-130	1
Toluene-d8	50.05		50.00	ug/L	100%		70-130	1
Bromofluorobenzene	46.34		50.00	ug/L	93%		70-130	1

Type: Matrix Spike Duplicate	Lab ID: QC1327309	Batch: 391466
Matrix (Source ID): Water (549974-001)	Method: EPA 8260B	Prep Method: EPA 5030B

QC1327309 Analyte	Result	Source Sample Result	Spiked	Units	Recovery	Qual	Limits	RPD	RPD Lim	DF
1,1-Dichloroethene	21.40	0.1531	20.00	ug/L	106%		62-131	7	31	1
MTBE	21.38	ND	20.00	ug/L	107%		61-124	5	30	1
Benzene	19.45	ND	20.00	ug/L	97%		70-123	7	31	1
Trichloroethene	19.67	0.2799	20.00	ug/L	97%		65-131	10	31	1
Toluene	18.46	ND	20.00	ug/L	92%		69-120	9	29	1
Chlorobenzene	20.37	ND	20.00	ug/L	102%		72-121	6	29	1
Surrogates										
Dibromofluoromethane	53.54		50.00	ug/L	107%		70-130			1
1,2-Dichloroethane-d4	53.14		50.00	ug/L	106%		70-130			1
Toluene-d8	49.45		50.00	ug/L	99%		70-130			1
Bromofluorobenzene	45.42		50.00	ug/L	91%		70-130			1

Type: Blank	Lab ID: QC1327197	Batch: 391462
Matrix: Water	Method: EPA 8270C-SIM	Prep Method: EPA 3535

QC1327197 Analyte	Result	Qual	Units	RL	MDL	Prepared	Analyzed
1,4-Dioxane	ND		ug/L	1.0	0.87	01/02/26	01/08/26
Surrogates				Limits			
1,4-Dioxane-d8 (SUR)	91%		%REC	80-120		01/02/26	01/08/26

Batch QC

Type: Lab Control Sample	Lab ID: QC1327198	Batch: 391462
Matrix: Water	Method: EPA 8270C-SIM	Prep Method: EPA 3535

QC1327198 Analyte	Result	Spiked	Units	Recovery	Qual	Limits
1,4-Dioxane	11.52	10.00	ug/L	115%		79-120
Surrogates						
1,4-Dioxane-d8 (SUR)	9.848	10.00	ug/L	98%		80-120

Type: Lab Control Sample Duplicate	Lab ID: QC1327199	Batch: 391462
Matrix: Water	Method: EPA 8270C-SIM	Prep Method: EPA 3535

QC1327199 Analyte	Result	Spiked	Units	Recovery	Qual	Limits	RPD	Lim
1,4-Dioxane	10.34	10.00	ug/L	103%		79-120	11	20
Surrogates								
1,4-Dioxane-d8 (SUR)	9.817	10.00	ug/L	98%		80-120		

Type: Blank	Lab ID: QC1327325	Batch: 391494
Matrix: Water	Method: SM 4500-CN-E	Prep Method: METHOD

QC1327325 Analyte	Result	Qual	Units	RL	MDL	Prepared	Analyzed
Cyanide	ND		mg/L	0.0050	0.0017	01/02/26	01/05/26

Type: Lab Control Sample	Lab ID: QC1327326	Batch: 391494
Matrix: Water	Method: SM 4500-CN-E	Prep Method: METHOD

QC1327326 Analyte	Result	Spiked	Units	Recovery	Qual	Limits
Cyanide	0.1017	0.1000	mg/L	102%		85-115

Type: Matrix Spike	Lab ID: QC1327327	Batch: 391494
Matrix (Source ID): Water (549776-004)	Method: SM 4500-CN-E	Prep Method: METHOD

QC1327327 Analyte	Result	Source Sample Result	Spiked	Units	Recovery	Qual	Limits	DF
Cyanide	0.1055	ND	0.1000	mg/L	105%		80-120	0.5

Type: Matrix Spike Duplicate	Lab ID: QC1327328	Batch: 391494
Matrix (Source ID): Water (549776-004)	Method: SM 4500-CN-E	Prep Method: METHOD

QC1327328 Analyte	Result	Source Sample Result	Spiked	Units	Recovery	Qual	Limits	RPD	Lim	DF
Cyanide	0.1050	ND	0.1000	mg/L	105%		80-120	0	20	0.5

Batch QC

Type: Blank	Lab ID: QC1327441	Batch: 391530
Matrix: Water	Method: SM 4500-S2-D	Prep Method: METHOD

QC1327441 Analyte	Result	Qual	Units	RL	MDL	Prepared	Analyzed
Sulfide	ND		mg/L	0.10		01/03/26	01/03/26

Type: Lab Control Sample	Lab ID: QC1327442	Batch: 391530
Matrix: Water	Method: SM 4500-S2-D	Prep Method: METHOD

QC1327442 Analyte	Result	Spiked	Units	Recovery	Qual	Limits
Sulfide	0.9000	1.000	mg/L	90%		90-110

Type: Matrix Spike	Lab ID: QC1327445	Batch: 391530
Matrix (Source ID): Drinking Water (549874-004)	Method: SM 4500-S2-D	Prep Method: METHOD

QC1327445 Analyte	Result	Source Sample Result	Spiked	Units	Recovery	Qual	Limits	DF
Sulfide	0.9000	ND	1.000	mg/L	90%		80-120	1

Type: Matrix Spike Duplicate	Lab ID: QC1327446	Batch: 391530
Matrix (Source ID): Drinking Water (549874-004)	Method: SM 4500-S2-D	Prep Method: METHOD

QC1327446 Analyte	Result	Source Sample Result	Spiked	Units	Recovery	Qual	Limits	RPD	RPD Lim	DF
Sulfide	0.9000	ND	1.000	mg/L	90%		80-120	0	20	1

Type: Blank	Lab ID: QC1327416	Batch: 391521
Matrix: Water	Method: SM 5310B	Prep Method: SM 5310B

QC1327416 Analyte	Result	Qual	Units	RL	MDL	Prepared	Analyzed
Total Organic Carbon	ND		mg/L	1.0	0.49	01/03/26	01/03/26

Type: Lab Control Sample	Lab ID: QC1327417	Batch: 391521
Matrix: Water	Method: SM 5310B	Prep Method: SM 5310B

QC1327417 Analyte	Result	Spiked	Units	Recovery	Qual	Limits
Total Organic Carbon	24.63	25.00	mg/L	99%		85-115

Type: Matrix Spike	Lab ID: QC1327418	Batch: 391521
Matrix (Source ID): Water (550065-001)	Method: SM 5310B	Prep Method: SM 5310B

QC1327418 Analyte	Result	Source Sample Result	Spiked	Units	Recovery	Qual	Limits	DF
Total Organic Carbon	38.47	10.66	25.00	mg/L	111%		75-125	1

Batch QC

Type: Matrix Spike Duplicate	Lab ID: QC1327419	Batch: 391521
Matrix (Source ID): Water (550065-001)	Method: SM 5310B	Prep Method: SM 5310B

QC1327419 Analyte	Result	Source Sample Result	Spiked	Units	Recovery	Qual	Limits	RPD	RPD Lim	DF
Total Organic Carbon	37.55	10.66	25.00	mg/L	108%		75-125	2	25	1

Type: Sample Duplicate	Lab ID: QC1327319	Batch: 391491
Matrix (Source ID): Water (550032-002)	Method: SM2130B	

QC1327319 Analyte	Result	Source Sample Result	Units	Qual	RPD	RPD Lim	DF
Turbidity	228.0	232.0	NTU		2	20	1

Type: Blank	Lab ID: QC1328059	Batch: 391737
Matrix: Water	Method: SM2320B	Prep Method: METHOD

QC1328059 Analyte	Result	Qual	Units	RL	MDL	Prepared	Analyzed
Bicarbonate	ND		mg/L	2.4		01/06/26	01/06/26
Alkalinity, Total as CaCO3	ND		mg/L	2.0		01/06/26	01/06/26

Type: Lab Control Sample	Lab ID: QC1328060	Batch: 391737
Matrix: Water	Method: SM2320B	Prep Method: METHOD

QC1328060 Analyte	Result	Spiked	Units	Recovery	Qual	Limits
Alkalinity, Total as CaCO3	941.6	1000	mg/L	94%		90-110

Type: Sample Duplicate	Lab ID: QC1328061	Batch: 391737
Matrix (Source ID): Water (550068-001)	Method: SM2320B	Prep Method: METHOD

QC1328061 Analyte	Result	Source Sample Result	Units	Qual	RPD	RPD Lim	DF
Bicarbonate	140.0	138.4	mg/L		1	20	2.5
Alkalinity, Total as CaCO3	114.8	113.4	mg/L		1	20	2.5

Type: Sample Duplicate	Lab ID: QC1327608	Batch: 391572
Matrix (Source ID): Water (550065-001)	Method: SM2510B	Prep Method: METHOD

QC1327608 Analyte	Result	Source Sample Result	Units	Qual	RPD	RPD Lim	DF
Specific Conductance	591.8	592.1	umhos/cm		0	20	1

Batch QC

Type: Blank	Lab ID: QC1327604	Batch: 391571
Matrix: Water	Method: SM2540C	Prep Method: METHOD

QC1327604 Analyte	Result	Qual	Units	RL	MDL	Prepared	Analyzed
Total Dissolved Solids	ND		mg/L	10		01/04/26	01/05/26

Type: Lab Control Sample	Lab ID: QC1327605	Batch: 391571
Matrix: Water	Method: SM2540C	Prep Method: METHOD

QC1327605 Analyte	Result	Spiked	Units	Recovery	Qual	Limits
Total Dissolved Solids	1,033	1000	mg/L	103%		90-110

Type: Sample Duplicate	Lab ID: QC1327606	Batch: 391571
Matrix (Source ID): Water (550007-001)	Method: SM2540C	Prep Method: METHOD

QC1327606 Analyte	Result	Source Sample Result	Units	Qual	RPD	RPD Lim	DF
Total Dissolved Solids	334.0	358.0	mg/L		7*	5	2

Type: Sample Duplicate	Lab ID: QC1327607	Batch: 391571
Matrix (Source ID): Water (550065-001)	Method: SM2540C	Prep Method: METHOD

QC1327607 Analyte	Result	Source Sample Result	Units	Qual	RPD	RPD Lim	DF
Total Dissolved Solids	382.0	390.0	mg/L		2	5	2

Type: Blank	Lab ID: QC1327387	Batch: 391513
Matrix: Water	Method: SM2540D	Prep Method: METHOD

QC1327387 Analyte	Result	Qual	Units	RL	MDL	Prepared	Analyzed
Total Suspended Solids	ND		mg/L	0.5		01/02/26	01/05/26

Type: Lab Control Sample	Lab ID: QC1327388	Batch: 391513
Matrix: Water	Method: SM2540D	Prep Method: METHOD

QC1327388 Analyte	Result	Spiked	Units	Recovery	Qual	Limits
Total Suspended Solids	100.6	100.0	mg/L	101%		90-110

Type: Lab Control Sample Duplicate	Lab ID: QC1327389	Batch: 391513
Matrix: Water	Method: SM2540D	Prep Method: METHOD

QC1327389 Analyte	Result	Spiked	Units	Recovery	Qual	Limits	RPD	RPD Lim
Total Suspended Solids	99.25	100.0	mg/L	99%		90-110	1	5

Batch QC

Type: Sample Duplicate	Lab ID: QC1327390	Batch: 391513
Matrix (Source ID): Water (549862-003)	Method: SM2540D	Prep Method: METHOD

QC1327390 Analyte	Result	Source Sample Result	Units	Qual	RPD	RPD Lim	DF
Total Suspended Solids	735.0	550.0	mg/L		29*	5	1

Type: Sample Duplicate	Lab ID: QC1327391	Batch: 391513
Matrix (Source ID): Water (550025-001)	Method: SM2540D	Prep Method: METHOD

QC1327391 Analyte	Result	Source Sample Result	Units	Qual	RPD	RPD Lim	DF
Total Suspended Solids	595.0	612.5	mg/L		3	5	1

Type: Blank	Lab ID: QC1327168	Batch: 391455
Matrix: Water	Method: SM5210B	Prep Method: METHOD

QC1327168 Analyte	Result	Qual	Units	RL	MDL	Prepared	Analyzed
Biochemical Oxygen Demand	ND		mg/L	3.0		01/02/26 12:05	01/07/26 10:41

Type: Lab Control Sample	Lab ID: QC1327171	Batch: 391455
Matrix: Water	Method: SM5210B	Prep Method: METHOD

QC1327171 Analyte	Result	Spiked	Units	Recovery	Qual	Limits
Biochemical Oxygen Demand	191.7	198.0	mg/L	97%		84.6-115.4

Type: Sample Duplicate	Lab ID: QC1327349	Batch: 391455
Matrix (Source ID): Water (549863-002)	Method: SM5210B	Prep Method: METHOD

QC1327349 Analyte	Result	Source Sample Result	Units	Qual	RPD	RPD Lim	DF
Biochemical Oxygen Demand	1,691	1574	mg/L		7	30	1

Type: Blank	Lab ID: QC1328482	Batch: 391859
Matrix: Water	Method: SM5220D	Prep Method: SM 5220D

QC1328482 Analyte	Result	Qual	Units	RL	MDL	Prepared	Analyzed
Chemical Oxygen Demand	ND		mg/L	4.0	2.0	01/07/26	01/07/26

Type: Lab Control Sample	Lab ID: QC1328483	Batch: 391859
Matrix: Water	Method: SM5220D	Prep Method: SM 5220D

QC1328483 Analyte	Result	Spiked	Units	Recovery	Qual	Limits
Chemical Oxygen Demand	97.00	100.0	mg/L	97%		90-110

Batch QC

Type: Matrix Spike	Lab ID: QC1328485	Batch: 391859
Matrix (Source ID): Water (550217-001)	Method: SM5220D	Prep Method: SM 5220D

QC1328485 Analyte	Result	Source Sample Result	Spiked	Units	Recovery	Qual	Limits	DF
Chemical Oxygen Demand	94.00	8.000	100.0	mg/L	86%		75-125	2

Type: Matrix Spike Duplicate	Lab ID: QC1328486	Batch: 391859
Matrix (Source ID): Water (550217-001)	Method: SM5220D	Prep Method: SM 5220D

QC1328486 Analyte	Result	Source Sample Result	Spiked	Units	Recovery	Qual	Limits	RPD	RPD Lim	DF
Chemical Oxygen Demand	100.0	8.000	100.0	mg/L	92%		75-125	6	20	2

Type: Blank	Lab ID: QC1329151	Batch: 392075
Matrix: Water	Method: SM5220D	Prep Method: SM 5220D

QC1329151 Analyte	Result	Qual	Units	RL	MDL	Prepared	Analyzed
Chemical Oxygen Demand	ND		mg/L	4.0	2.0	01/09/26	01/09/26

Type: Lab Control Sample	Lab ID: QC1329152	Batch: 392075
Matrix: Water	Method: SM5220D	Prep Method: SM 5220D

QC1329152 Analyte	Result	Spiked	Units	Recovery	Qual	Limits
Chemical Oxygen Demand	995.0	1000	mg/L	100%		90-110

Type: Matrix Spike	Lab ID: QC1329153	Batch: 392075
Matrix (Source ID): Water (550065-002)	Method: SM5220D	Prep Method: SM 5220D

QC1329153 Analyte	Result	Source Sample Result	Spiked	Units	Recovery	Qual	Limits	DF
Chemical Oxygen Demand	1,296	274.0	1000	mg/L	102%		75-125	2

Type: Matrix Spike Duplicate	Lab ID: QC1329154	Batch: 392075
Matrix (Source ID): Water (550065-002)	Method: SM5220D	Prep Method: SM 5220D

QC1329154 Analyte	Result	Source Sample Result	Spiked	Units	Recovery	Qual	Limits	RPD	RPD Lim	DF
Chemical Oxygen Demand	1,334	274.0	1000	mg/L	106%		75-125	3	20	2

CCV drift outside limits; average CCV drift within limits per method requirements
 * Value is outside QC limits
 J Estimated value
 ND Not Detected
 NM Not Meaningful

Laboratory Job Number 550065

Subcontracted Products

Pace Laboratories



Date of Report: 01/08/2026

David Tripp

Enthalpy Laboratories-Orange
931 West Barkley Avenue
Orange, CA 92868

Client Project: EO-550065
Pace Project: Chiquita Canyon Landfill Stormwater
Pace Work Order: 2600039
Invoice ID: B529573

Enclosed are the results of analyses for samples received by the laboratory on 1/3/2026. If you have any questions concerning this report, please feel free to contact me.

Sincerely,

Contact Person: Ragen Williams
Client Service Rep

Steven Bennett
Operations Manager

Certifications: CA ELAP #1186; NV #CA00014; OR ELAP #4032-001; AK UST101

The results in this report apply to the samples analyzed in accordance with the chain of custody document. This analytical report must be reproduced in its entirety.
All results listed in this report are for the exclusive use of the submitting party. Pace Analytical assumes no responsibility for report alteration, separation, detachment or third party interpretation.

Table of Contents

Sample Information

Chain of Custody and Cooler Receipt form.....	3
Laboratory / Client Sample Cross Reference.....	5

Sample Results

2600039-01 - SOUTH BASIN - WESTERN INLET	
Organo-Phosphorus Pesticide Analysis (EPA Method 8141A).....	6
2600039-02 - SOUTH BASIN - EASTERN INLET	
Organo-Phosphorus Pesticide Analysis (EPA Method 8141A).....	7

Quality Control Reports

Organo-Phosphorus Pesticide Analysis (EPA Method 8141A)	
Method Blank Analysis.....	8
Laboratory Control Sample.....	9

Notes

Notes and Definitions.....	10
----------------------------	----



931 West Barkley Ave
Orange, CA 92868
(714) 771-6900



2600039

Subcontract Laboratory:

Pace Laboratories
4100 Atlas Court
Bakersfield, CA 93308
ATTN: Ragen Schallock
PO #: Required, to be sent via email

2600039

Enthalpy Order: EO-550065

PM: David Tripp
Email: david.tripp@enthalpy.com
CC: incomingreports@enthalpy.com
Phone: 657-581-4710

Results Due: Standard TAT
Report Level: II
Report To: MDL
EDDs: ELM_TransferOut (Standard Excel Transfer EDD, 3 tabs)

Notes:

CHIQUITA Stormwater

Sample ID	Collected	Lab ID	# Cont.	Matrix	Analysis Requested	Comment
SOUTH BASIN - WESTERN INLET	31-DEC-2025 13:50	550065-001	1	Water	Organophosphorus Pesticides	- 1
SOUTH BASIN - EASTERN INLET	31-DEC-2025 14:25	550065-002	1	Water	Organophosphorus Pesticides	- 2

Notes:	Relinquished By:	Received By:
	<i>[Signature]</i>	<i>[Signature]</i>
	Date: 11/2/26 19:41	Date: 1-3-26 9:30
	Date:	Date:
	Date:	Date:

Chain of Custody and Cooler Receipt Form for 2600039 Page 2 of 2

PACE ANALYTICAL		COOLER RECEIPT FORM		Page <u>1</u> Of <u>1</u>	
Submission #: <u>260039</u>					
Fed Ex <input checked="" type="checkbox"/> UPS <input type="checkbox"/> Pace Lab Field Service <input type="checkbox"/>		SHIPPING INFORMATION GSO / GLS <input type="checkbox"/> Hand Delivery <input type="checkbox"/> Other <input type="checkbox"/> (Specify) _____		SHIPPING CONTAINER Ice Chest <input checked="" type="checkbox"/> None <input type="checkbox"/> Box <input type="checkbox"/> Other <input type="checkbox"/> (Specify) _____	
FREE LIQUID YES <input type="checkbox"/> NO <input checked="" type="checkbox"/> <u>W</u> <u>S</u>					
Refrigerant: Ice <input checked="" type="checkbox"/> Blue Ice <input type="checkbox"/> None <input type="checkbox"/> Other <input type="checkbox"/> Comments: _____					
Custody Seals: Ice Chest <input type="checkbox"/> Containers <input type="checkbox"/> None <input checked="" type="checkbox"/> Comments: _____ Intact? Yes <input type="checkbox"/> No <input type="checkbox"/> Intact? Yes <input type="checkbox"/> No <input type="checkbox"/>					
All samples received? Yes <input checked="" type="checkbox"/> No <input type="checkbox"/> All samples containers intact? Yes <input type="checkbox"/> No <input type="checkbox"/> Description(s) match COC? Yes <input type="checkbox"/> No <input type="checkbox"/>					
COC Received <input checked="" type="checkbox"/> YES <input type="checkbox"/> NO		Emissivity: <u>0.97</u> Container: <u>NA</u> Thermometer ID: <u>774</u> Temperature: (A) <u>3.4</u> °C (C) <u>3.7</u> °C		Date/Time <u>1-3-25 9:30</u> Analyst Init <u>Mac</u>	

SAMPLE CONTAINERS	SAMPLE NUMBERS									
	1	2	3	4	5	6	7	8	9	10
QT PE UNPRES										
4oz / 8oz / 16oz PE UNPRES										
2oz Cr ⁶										
QT INORGANIC CHEMICAL METALS										
INORGANIC CHEMICAL METALS 4oz / 8oz / 16oz										
PT CYANIDE										
PT NITROGEN FORMS										
PT TOTAL SULFIDE										
2oz. NITRATE / NITRITE										
PT TOTAL ORGANIC CARBON										
PT CHEMICAL OXYGEN DEMAND										
PIA PHENOLICS										
40ml VOA VIAL TRAVEL BLANK										
40ml VOA VIAL										
QT EPA 1664B	A	A								
PT ODOR										
RADIOLOGICAL										
BACTERIOLOGICAL										
40 ml VOA VIAL- 504										
QT EPA 508/608.3/8081A										
QT EPA 515.1/8151A										
QT EPA 525.2										
QT EPA 525.2 TRAVEL BLANK										
40ml EPA 547										
40ml EPA 531.1										
8oz EPA 548.1										
QT EPA 549.2										
QT EPA 8015M										
QT EPA 8270C										
8oz / 16oz / 32oz AMBER										
8oz / 16oz / 32oz JAR										
SOIL SLEEVE										
PCB VIAL										
PLASTIC BAG										
TEDLAR BAG										
FERROUS IRON										
ENCORE										
SMART KIT										
SUMMA CANISTER										

CHK BY [Signature] DISTRIBUTION
 SUB OUT

Comments: _____
 Sample Numbering Completed By: Mac Date/Time: 1-3-25 9:50
 A = Actual / C = Corrected

Enthalpy Laboratories-Orange
931 West Barkley Avenue
Orange, CA 92868

Reported: 01/08/2026 12:06
Project: Chiquita Canyon Landfill Stormwater
Project Number: EO-550065
Project Manager: David Tripp

Laboratory / Client Sample Cross Reference

Laboratory	Client Sample Information		
2600039-01	COC Number: --- Project Number: --- Sampling Location: --- Sampling Point: SOUTH BASIN - WESTERN INLET Sampled By: CLIENT	Receive Date: 01/03/2026 09:30 Sampling Date: 12/31/2025 13:50 Sample Depth: --- Lab Matrix: Water Sample Type: Stormwater Runoff	
2600039-02	COC Number: --- Project Number: --- Sampling Location: --- Sampling Point: SOUTH BASIN - EASTERN INLET Sampled By: CLIENT	Receive Date: 01/03/2026 09:30 Sampling Date: 12/31/2025 14:25 Sample Depth: --- Lab Matrix: Water Sample Type: Stormwater Runoff	

Enthalpy Laboratories-Orange
931 West Barkley Avenue
Orange, CA 92868

Reported: 01/08/2026 12:06
Project: Chiquita Canyon Landfill Stormwater
Project Number: EO-550065
Project Manager: David Tripp

Organo-Phosphorus Pesticide Analysis (EPA Method 8141A)

Pace Sample ID: 2600039-01	Client Sample Name: SOUTH BASIN - WESTERN INLET, 12/31/2025 1:50:00PM, CLIENT
-----------------------------------	--

Constituent	Result	Units	PQL	MDL	Method	MB Bias	Lab Quals	DCN
Azinphos methyl	ND	ug/L	0.50	0.12	EPA-8141A	ND		1
Bolstar	ND	ug/L	0.20	0.050	EPA-8141A	ND		1
Chlorpyrifos	ND	ug/L	0.20	0.050	EPA-8141A	ND		1
Coumaphos	ND	ug/L	0.50	0.11	EPA-8141A	ND		1
Demeton O/S	ND	ug/L	0.20	0.056	EPA-8141A	ND		1
Diazinon	ND	ug/L	0.20	0.050	EPA-8141A	ND		1
Dichlorvos	ND	ug/L	0.20	0.050	EPA-8141A	ND		1
Disulfoton	ND	ug/L	0.20	0.050	EPA-8141A	ND		1
Ethoprop	ND	ug/L	0.20	0.052	EPA-8141A	ND		1
Fensulfothion	ND	ug/L	0.20	0.051	EPA-8141A	ND		1
Fenthion	ND	ug/L	0.20	0.050	EPA-8141A	ND		1
Merphos	ND	ug/L	0.20	0.050	EPA-8141A	ND		1
Methyl parathion	ND	ug/L	0.20	0.050	EPA-8141A	ND		1
Mevinphos	ND	ug/L	0.20	0.050	EPA-8141A	ND		1
Naled	ND	ug/L	0.50	0.17	EPA-8141A	ND		1
Phorate	ND	ug/L	0.20	0.066	EPA-8141A	ND		1
Ronnel (Fenclorvos)	ND	ug/L	0.20	0.050	EPA-8141A	ND		1
Stirophos (Tetrachlorvinphos)	ND	ug/L	0.20	0.082	EPA-8141A	ND		1
Tokuthion (Prothiofos)	ND	ug/L	0.20	0.050	EPA-8141A	ND		1
Trichloronate	ND	ug/L	0.20	0.050	EPA-8141A	ND		1
Triphenylphosphate (Surrogate)	30.2	%	50 - 130 (LCL - UCL)		EPA-8141A		S09	1

DCN	Method	Prep Date	Run		Analyst	Instrument	Dilution	QC	
			Date/Time					Batch ID	Prep Method
1	EPA-8141A	01/06/26 10:30	01/07/26	17:58	IJC	GC-18	0.974	B225090	EPA 3510C

DCN = Data Continuation Number

Enthalpy Laboratories-Orange
931 West Barkley Avenue
Orange, CA 92868

Reported: 01/08/2026 12:06
Project: Chiquita Canyon Landfill Stormwater
Project Number: EO-550065
Project Manager: David Tripp

Organo-Phosphorus Pesticide Analysis (EPA Method 8141A)

Pace Sample ID: 2600039-02	Client Sample Name: SOUTH BASIN - EASTERN INLET, 12/31/2025 2:25:00PM, CLIENT
-----------------------------------	--

Constituent	Result	Units	PQL	MDL	Method	MB Bias	Lab Quals	DCN
Azinphos methyl	ND	ug/L	0.50	0.12	EPA-8141A	ND		1
Bolstar	ND	ug/L	0.20	0.050	EPA-8141A	ND		1
Chlorpyrifos	ND	ug/L	0.20	0.050	EPA-8141A	ND		1
Coumaphos	ND	ug/L	0.50	0.11	EPA-8141A	ND		1
Demeton O/S	ND	ug/L	0.20	0.056	EPA-8141A	ND		1
Diazinon	ND	ug/L	0.20	0.050	EPA-8141A	ND		1
Dichlorvos	ND	ug/L	0.20	0.050	EPA-8141A	ND		1
Disulfoton	ND	ug/L	0.20	0.050	EPA-8141A	ND		1
Ethoprop	ND	ug/L	0.20	0.052	EPA-8141A	ND		1
Fensulfothion	ND	ug/L	0.20	0.051	EPA-8141A	ND		1
Fenthion	ND	ug/L	0.20	0.050	EPA-8141A	ND		1
Merphos	ND	ug/L	0.20	0.050	EPA-8141A	ND		1
Methyl parathion	ND	ug/L	0.20	0.050	EPA-8141A	ND		1
Mevinphos	ND	ug/L	0.20	0.050	EPA-8141A	ND		1
Naled	ND	ug/L	0.50	0.17	EPA-8141A	ND		1
Phorate	ND	ug/L	0.20	0.066	EPA-8141A	ND		1
Ronnel (Fenclorvos)	ND	ug/L	0.20	0.050	EPA-8141A	ND		1
Stirophos (Tetrachlorvinphos)	ND	ug/L	0.20	0.082	EPA-8141A	ND		1
Tokuthion (Prothiofos)	ND	ug/L	0.20	0.050	EPA-8141A	ND		1
Trichloronate	ND	ug/L	0.20	0.050	EPA-8141A	ND		1
Triphenylphosphate (Surrogate)	69.6	%	50 - 130 (LCL - UCL)		EPA-8141A			1

DCN	Method	Prep Date	Run		Analyst	Instrument	Dilution	QC	
			Date/Time					Batch ID	Prep Method
1	EPA-8141A	01/06/26 10:30	01/07/26	18:27	IJC	GC-18	0.971	B225090	EPA 3510C

DCN = Data Continuation Number

Enthalpy Laboratories-Orange
931 West Barkley Avenue
Orange, CA 92868

Reported: 01/08/2026 12:06
Project: Chiquita Canyon Landfill Stormwater
Project Number: EO-550065
Project Manager: David Tripp

Organo-Phosphorus Pesticide Analysis (EPA Method 8141A)

Quality Control Report - Method Blank Analysis

Constituent	QC Sample ID	MB Result	Units	PQL	MDL	Lab Quals	Run #
QC Batch ID: B225090							
Azinphos methyl	B225090-BLK1	ND	ug/L	0.50	0.12		1
Bolstar	B225090-BLK1	ND	ug/L	0.20	0.050		1
Chlorpyrifos	B225090-BLK1	ND	ug/L	0.20	0.050		1
Coumaphos	B225090-BLK1	ND	ug/L	0.50	0.11		1
Demeton O/S	B225090-BLK1	ND	ug/L	0.20	0.056		1
Diazinon	B225090-BLK1	ND	ug/L	0.20	0.050		1
Dichlorvos	B225090-BLK1	ND	ug/L	0.20	0.050		1
Disulfoton	B225090-BLK1	ND	ug/L	0.20	0.050		1
Ethoprop	B225090-BLK1	ND	ug/L	0.20	0.052		1
Fensulfothion	B225090-BLK1	ND	ug/L	0.20	0.051		1
Fenthion	B225090-BLK1	ND	ug/L	0.20	0.050		1
Merphos	B225090-BLK1	ND	ug/L	0.20	0.050		1
Methyl parathion	B225090-BLK1	ND	ug/L	0.20	0.050		1
Mevinphos	B225090-BLK1	ND	ug/L	0.20	0.050		1
Naled	B225090-BLK1	ND	ug/L	0.50	0.17		1
Phorate	B225090-BLK1	ND	ug/L	0.20	0.066		1
Ronnel (Fenchlorphos)	B225090-BLK1	ND	ug/L	0.20	0.050		1
Stirophos (Tetrachlorvinphos)	B225090-BLK1	ND	ug/L	0.20	0.082		1
Tokuthion (Prothiofos)	B225090-BLK1	ND	ug/L	0.20	0.050		1
Trichloronate	B225090-BLK1	ND	ug/L	0.20	0.050		1
Triphenylphosphate (Surrogate)	B225090-BLK1	89.0	%	50 - 130 (LCL - UCL)			1

Run #	QC Sample ID	QC Type	Method	Prep Date	Run	Analyst	Instrument	Dilution
					Date Time			
1	B225090-BLK1	PB	EPA-8141A	01/06/26	01/07/26 16:00	IJC	GC-18	1

The results in this report apply to the samples analyzed in accordance with the chain of custody document. This analytical report must be reproduced in its entirety.
All results listed in this report are for the exclusive use of the submitting party. Pace Analytical assumes no responsibility for report alteration, separation, detachment or third party interpretation.

Enthalpy Laboratories-Orange
931 West Barkley Avenue
Orange, CA 92868

Reported: 01/08/2026 12:06
Project: Chiquita Canyon Landfill Stormwater
Project Number: EO-550065
Project Manager: David Tripp

Organo-Phosphorus Pesticide Analysis (EPA Method 8141A)

Quality Control Report - Laboratory Control Sample

Constituent	QC Sample ID	Type	Result	Spike Level	Units	Percent Recovery	RPD	Control Limits		Lab	Run #
								Percent Recovery	RPD		
QC Batch ID: B225090											
Bolstar	B225090-BS1	LCS	1.6800	2.0000	ug/L	84.0		50 - 130			1
	B225090-BSD1	LCSD	1.7400	2.0000	ug/L	87.0	3.5	50 - 130		30	2
Chlorpyrifos	B225090-BS1	LCS	1.9000	2.0000	ug/L	95.0		60 - 120			1
	B225090-BSD1	LCSD	1.9100	2.0000	ug/L	95.5	0.5	60 - 120		30	2
Diazinon	B225090-BS1	LCS	1.7900	2.0000	ug/L	89.5		60 - 130			1
	B225090-BSD1	LCSD	1.8150	2.0000	ug/L	90.8	1.4	60 - 130		30	2
Methyl parathion	B225090-BS1	LCS	1.9900	2.0000	ug/L	99.5		60 - 120			1
	B225090-BSD1	LCSD	2.0500	2.0000	ug/L	102	3.0	60 - 120		30	2
Mevinphos	B225090-BS1	LCS	1.5850	2.0000	ug/L	79.2		50 - 120			1
	B225090-BSD1	LCSD	1.5350	2.0000	ug/L	76.8	3.2	50 - 120		30	2
Ronnel (Fenclorphos)	B225090-BS1	LCS	2.0850	2.0000	ug/L	104		50 - 120			1
	B225090-BSD1	LCSD	2.1400	2.0000	ug/L	107	2.6	50 - 120		30	2
Stirophos (Tetrachlorvinphos)	B225090-BS1	LCS	1.9550	2.0000	ug/L	97.8		50 - 120			1
	B225090-BSD1	LCSD	1.9300	2.0000	ug/L	96.5	1.3	50 - 120		30	2
Triphenylphosphate (Surrogate)	B225090-BS1	LCS	2.6700	2.5000	ug/L	107		50 - 130			1
	B225090-BSD1	LCSD	2.6150	2.5000	ug/L	105	2.1	50 - 130			2

Run #	QC Sample ID	QC Type	Method	Prep Date	Run		Analyst	Instrument	Dilution
					Date	Time			
1	B225090-BS1	LCS	EPA-8141A	01/06/26	01/07/26	16:29	IJC	GC-18	1
2	B225090-BSD1	LCSD	EPA-8141A	01/06/26	01/07/26	16:59	IJC	GC-18	1

The results in this report apply to the samples analyzed in accordance with the chain of custody document. This analytical report must be reproduced in its entirety.
All results listed in this report are for the exclusive use of the submitting party. Pace Analytical assumes no responsibility for report alteration, separation, detachment or third party interpretation.



Enthalpy Laboratories-Orange
931 West Barkley Avenue
Orange, CA 92868

Reported: 01/08/2026 12:06
Project: Chiquita Canyon Landfill Stormwater
Project Number: EO-550065
Project Manager: David Tripp

Notes And Definitions

- MDL Method Detection Limit
- ND Analyte Not Detected
- PQL Practical Quantitation Limit
- S09 The surrogate recovery for this compound was not within the control limits.

The results in this report apply to the samples analyzed in accordance with the chain of custody document. This analytical report must be reproduced in its entirety.
All results listed in this report are for the exclusive use of the submitting party. Pace Analytical assumes no responsibility for report alteration, separation, detachment or third party interpretation.

Laboratory Job Number 550065

Subcontracted Products

McCampbell Analytical, Inc.



McC Campbell Analytical, Inc.

"When Quality Counts"

Analytical Report

WorkOrder: 2601095

Report Created for: Enthalpy Analytical

931 West Barkley Avenue
Orange, CA 92868

Project Contact: David Tripp

Project P.O.: 079649

Project: EO-550065

Project Location:

Project Received: 01/06/2026

Analytical Report reviewed & approved for release on 01/07/2026 by:

Jennifer Lagerbom

Project Manager

The report shall not be reproduced except in full, without the written approval of the laboratory. The analytical results relate only to the items tested. Results reported conform to the most current regulatory standards, where applicable, unless otherwise stated.





Glossary of Terms & Qualifier Definitions

Client: Enthalpy Analytical

WorkOrder: 2601095

Project: EO-550065

Glossary Abbreviation

%D	Serial Dilution Percent Difference
95% Interval	95% Confident Interval
CCV	Continuing Calibration Verification.
CCV REC (%)	% recovery of Continuing Calibration Verification.
CPT	Consumer Product Testing not NELAP Accredited
DF	Dilution Factor
DI WET	(DISTLC) Waste Extraction Test using DI water
DISS	Dissolved (direct analysis of 0.45 µm filtered and acidified water sample)
DLT	Dilution Test (Serial Dilution)
DUP	Duplicate
EDL	Estimated Detection Limit
ERS	External reference sample. Second source calibration verification.
ITEF	International Toxicity Equivalence Factor
LCS	Laboratory Control Sample
LCS2	Second LCS for the batch. Spike level is lower than that for the first LCS; applicable to method 1633.
LQL	Lowest Quantitation Level
MB	Method Blank
MB IS/SS % Rec	% Recovery of Internal Standard or Surrogate in Method Blank, if applicable
MB SS % Rec	% Recovery of Surrogate in Method Blank, if applicable
MDL	Method Detection Limit ¹
ML	Minimum Level of Quantitation
MS	Matrix Spike
MSD	Matrix Spike Duplicate
NA	Not Applicable
ND	Not detected at or above the indicated MDL or RL.
NR	Data Not Reported due to matrix interference or insufficient sample amount.
PDS	Post Digestion Spike
PF	Prep Factor
RD	Relative Difference
RL	Reporting Limit ²
RPD	Relative Percent Difference
RRT	Relative Retention Time
RSD	Relative Standard Deviation
SNR	Surrogate is diluted out of the calibration range

¹ MDL is the minimum measured concentration of a substance that can be reported with 99% confidence that the measured concentration is distinguishable from method blank results. Definition and Procedure for the Determination of the Method Detection Limit, Revision 2, 40CFR, Part 136, Appendix B, EPA 821-R-16-006, December 2016. Values are based upon our default extraction volume/amount and are subject to change.

² RL is the lowest level that can be reliably determined within specified limits of precision and accuracy during routine laboratory operating conditions. (The RL cannot be lower than the lowest calibration standard used in the initial calibration of the instrument and must be greater than the MDL.) Values are based upon our default extraction volume/amount and are subject to change.



Glossary of Terms & Qualifier Definitions

Client: Enthalpy Analytical

WorkOrder: 2601095

Project: EO-550065

SPK Val	Spike Value
SPKRef Val	Spike Reference Value
SPLP	Synthetic Precipitation Leachate Procedure
ST	Sorbent Tube
TCLP	Toxicity Characteristic Leachate Procedure
TEQ	Toxicity Equivalents
TNTC	"Too Numerous to Count;" greater than 250 colonies observed on the plate.
TPH-Diesel	Sample results for semi-volatile TPH (diesel, kerosene, oil, etc) were calculated using a background subtraction procedure to correct for instrument baseline rise (column bleed) as described in Sec 7.7.2.2 of EPA 8015 B, C.
TZA	TimeZone Net Adjustment for sample collected outside of MAI's Coordinated Universal Time (UTC). (Adjustment for Daylight Saving is not accounted.)
WET (STLC)	Waste Extraction Test (Soluble Threshold Limit Concentration)

Analytical Qualifiers

a3	Sample diluted due to high organic content interfering with quantitative/or qualitative analysis.
b1	Aqueous sample that contains greater than ~1 vol. % sediment

Quality Control Qualifiers

F2	LCS/LCSD recovery and/or RPD/RSD is out of acceptance criteria.
----	---



Analytical Report

Client: Enthalpy Analytical
Date Received: 01/06/2026 9:44
Date Prepared: 01/06/2026
Project: EO-550065

WorkOrder: 2601095
Extraction Method: E8151A
Analytical Method: E8151A
Unit: µg/L

Chlorinated Herbicides by GC-ECD

Client ID	Lab ID	Matrix	Date Collected	Instrument FileID	Batch ID
SOUTH BASIN-WESTERN INLET	2601095-001A	Water	12/31/2025 13:50	GC15A 01072615.D	333154

Analytes	Result	MDL	RL	DF	Date Analyzed
Acifluorfen	ND	5.3	10	10	01/07/2026 13:04
Bentazon	ND	3.2	10	10	01/07/2026 13:04
Chloramben	ND	6.4	10	10	01/07/2026 13:04
2,4-D (Dichlorophenoxyacetic acid)	ND	0.79	2.0	10	01/07/2026 13:04
2,4-DB	ND	4.2	10	10	01/07/2026 13:04
Dalapon	ND	7.7	10	10	01/07/2026 13:04
D CPA (mono & diacid)	ND	5.0	10	10	01/07/2026 13:04
Dicamba	ND	0.74	2.0	10	01/07/2026 13:04
3,5-Dichlorobenzoic Acid	ND	2.4	10	10	01/07/2026 13:04
Dichloroprop	ND	3.5	10	10	01/07/2026 13:04
Dinoseb (DNBP)	ND	3.0	10	10	01/07/2026 13:04
MCPA	ND	13	20	10	01/07/2026 13:04
MCPP	ND	12	20	10	01/07/2026 13:04
4-Nitrophenol	ND	7.7	10	10	01/07/2026 13:04
Pentachlorophenol (PCP)	ND	0.55	2.0	10	01/07/2026 13:04
Picloram	ND	3.8	10	10	01/07/2026 13:04
2,4,5-T (Trichlorophenoxy acetic acid)	ND	1.0	2.0	10	01/07/2026 13:04
2,4,5-TP (Silvex)	ND	1.6	5.0	10	01/07/2026 13:04

Surrogates	REC (%)	Limits	DF	Date Analyzed
DCAA	88	60-140	10	01/07/2026 13:04

Analyst(s): DP

Analytical Comments: a3



Analytical Report

Client: Enthalpy Analytical
Date Received: 01/06/2026 9:44
Date Prepared: 01/06/2026
Project: EO-550065

WorkOrder: 2601095
Extraction Method: E8151A
Analytical Method: E8151A
Unit: µg/L

Chlorinated Herbicides by GC-ECD

Client ID	Lab ID	Matrix	Date Collected	Instrument FileID	Batch ID
SOUTH BASIN-EASTERN INLET	2601095-002A	Water	12/31/2025 14:25	GC15A 01072616.D	333154

Analytes	Result	MDL	RL	DF	Date Analyzed
Acifluorfen	ND	5.3	10	10	01/07/2026 13:29
Bentazon	ND	3.2	10	10	01/07/2026 13:29
Chloramben	ND	6.4	10	10	01/07/2026 13:29
2,4-D (Dichlorophenoxyacetic acid)	ND	0.79	2.0	10	01/07/2026 13:29
2,4-DB	ND	4.2	10	10	01/07/2026 13:29
Dalapon	ND	7.7	10	10	01/07/2026 13:29
D CPA (mono & diacid)	ND	5.0	10	10	01/07/2026 13:29
Dicamba	ND	0.74	2.0	10	01/07/2026 13:29
3,5-Dichlorobenzoic Acid	ND	2.4	10	10	01/07/2026 13:29
Dichloroprop	ND	3.5	10	10	01/07/2026 13:29
Dinoseb (DNBP)	ND	3.0	10	10	01/07/2026 13:29
MCPA	ND	13	20	10	01/07/2026 13:29
MCPP	ND	12	20	10	01/07/2026 13:29
4-Nitrophenol	ND	7.7	10	10	01/07/2026 13:29
Pentachlorophenol (PCP)	ND	0.55	2.0	10	01/07/2026 13:29
Picloram	ND	3.8	10	10	01/07/2026 13:29
2,4,5-T (Trichlorophenoxy acetic acid)	ND	1.0	2.0	10	01/07/2026 13:29
2,4,5-TP (Silvex)	ND	1.6	5.0	10	01/07/2026 13:29

Surrogates	REC (%)	Limits	DF	Date Analyzed
DCAA	89	60-140	10	01/07/2026 13:29

Analyst(s): DP

Analytical Comments: a3,b1



Analytical Report

Client: Enthalpy Analytical
Date Received: 01/06/2026 9:44
Date Prepared: 01/06/2026
Project: EO-550065

WorkOrder: 2601095
Extraction Method: RSK175
Analytical Method: RSK175
Unit: µg/L

Dissolved Carbon Dioxide by RSK 175

Client ID	Lab ID	Matrix	Date Collected	Instrument FileID	Batch ID
SOUTH BASIN-WESTERN INLET	2601095-001B	Water	12/31/2025 13:50	GC26 0106261105.D	333187

Analytes	Result	MDL	RL	DF	Date Analyzed
Carbon Dioxide	940	50	50	1	01/06/2026 15:01

Analyst(s): CLO

Client ID	Lab ID	Matrix	Date Collected	Instrument FileID	Batch ID
SOUTH BASIN-EASTERN INLET	2601095-002B	Water	12/31/2025 14:25	GC26 0106261106.D	333187

Analytes	Result	MDL	RL	DF	Date Analyzed
Carbon Dioxide	740	50	50	1	01/06/2026 15:30

Analyst(s): CLO

Analytical Comments: b1



Quality Control Report

Client: Enthalpy Analytical
Date Prepared: 01/06/2026
Date Analyzed: 01/07/2026
Instrument: GC15A
Matrix: Water
Project: EO-550065

WorkOrder: 2601095
BatchID: 333154
Extraction Method: E8151A
Analytical Method: E8151A
Unit: µg/L
Sample ID: MB/LCS/LCSD-333154

QC Summary Report for E8151A

Analyte	MB Result	MDL	RL	SPK Val	MB IS/SS %REC	MB IS/SS Limits
Acifluorfen	ND	0.53	1.0	-	-	-
Bentazon	ND	0.32	1.0	-	-	-
Chloramben	ND	0.64	1.0	-	-	-
2,4-D (Dichlorophenoxyacetic acid)	ND	0.079	0.20	-	-	-
2,4-DB	ND	0.42	1.0	-	-	-
Dalapon	ND	0.77	1.0	-	-	-
DCPA (mono & diacid)	ND	0.50	1.0	-	-	-
Dicamba	ND	0.074	0.20	-	-	-
3,5-Dichlorobenzoic Acid	ND	0.24	1.0	-	-	-
Dichloroprop	ND	0.35	1.0	-	-	-
Dinoseb (DNBP)	ND	0.30	1.0	-	-	-
MCPA	ND	1.3	2.0	-	-	-
MCPP	ND	1.2	2.0	-	-	-
4-Nitrophenol	ND	0.77	1.0	-	-	-
Pentachlorophenol (PCP)	ND	0.055	0.20	-	-	-
Picloram	ND	0.38	1.0	-	-	-
2,4,5-T (Trichlorophenoxy acetic acid)	ND	0.10	0.20	-	-	-
2,4,5-TP (Silvex)	ND	0.16	0.50	-	-	-
Surrogate Recovery						
DCAA	8.9			10	89	70-130

(Cont.)



Quality Control Report

Client: Enthalpy Analytical
Date Prepared: 01/06/2026
Date Analyzed: 01/07/2026
Instrument: GC15A
Matrix: Water
Project: EO-550065

WorkOrder: 2601095
BatchID: 333154
Extraction Method: E8151A
Analytical Method: E8151A
Unit: µg/L
Sample ID: MB/LCS/LCSD-333154

QC Summary Report for E8151A

Analyte	LCS Result	LCSD Result	SPK Val	LCS %REC	LCSD %REC	LCS/LCSD Limits	RPD	RPD Limit
Acifluorfen	9.7	9.2	10	97	92	70-130	0	30
Bentazon	11	11	10	112	108	70-130	0	30
Chloramben	11	11	10	114	114	70-130	0	30
2,4-D (Dichlorophenoxyacetic acid)	9.6	9.7	10	96	97	70-130	0	30
2,4-DB	9.6	10	10	96	100	70-130	0	30
Dalapon	10	10	10	100	102	70-130	0	30
DCPA (mono & diacid)	9.8	9.7	10	98	97	70-130	0	30
Dicamba	9.3	9.4	10	93	94	70-130	0	30
3,5-Dichlorobenzoic Acid	9.3	9.5	10	93	95	70-130	0	30
Dichloroprop	9.4	9.5	10	94	95	70-130	0	30
Dinoseb (DNBP)	10	9.6	10	101	96	70-130	0	30
MCPA	80	83	100	80	83	70-130	0	30
MCPP	100	100	100	100	100	70-130	0	30
4-Nitrophenol	19	20	10	195,F2	202,F2	70-130	0	30
Pentachlorophenol (PCP)	9.8	9.8	10	98	98	70-130	0	30
Picloram	9.4	9.3	10	94	93	70-130	0	30
2,4,5-T (Trichlorophenoxy acetic acid)	10	9.9	10	100	99	70-130	0	30
2,4,5-TP (Silvex)	10	10	10	102	103	70-130	0	30
Surrogate Recovery								
DCAA	9.5	9.7	10	95	97	70-130	0	30



Quality Control Report

Client: Enthalpy Analytical
Date Prepared: 01/06/2026
Date Analyzed: 01/06/2026
Instrument: GC26
Matrix: Water
Project: EO-550065

WorkOrder: 2601095
BatchID: 333187
Extraction Method: RSK175
Analytical Method: RSK175
Unit: µg/L
Sample ID: MB/LCS/LCSD-333187

QC Summary Report for RSK175

Analyte	MB Result	MDL	RL			
Carbon Dioxide	ND	50	50	-	-	-

Analyte	LCS Result	LCSD Result	SPK Val	LCS %REC	LCSD %REC	LCS/LCSD Limits	RPD	RPD Limit
Carbon Dioxide	140	150	187.2	75	81	70-130	7.42	30



Certified Analyte List

Client: Enthalpy Analytical

WorkOrder: 2601095

Project: EO-550065

Analyte	Cert 1	Cert 2	Cert 3	Cert 4	Cert 5	Analytical Method	Matrix
2,4,5-T (Trichlorophenoxy acetic acid)	<input checked="" type="radio"/>	<input checked="" type="radio"/>	<input type="radio"/>	<input type="radio"/>	<input type="radio"/>	E8151A	Water
2,4,5-TP (Silvex)	<input checked="" type="radio"/>	<input checked="" type="radio"/>	<input type="radio"/>	<input type="radio"/>	<input type="radio"/>	E8151A	Water
2,4-D (Dichlorophenoxyacetic acid)	<input checked="" type="radio"/>	<input checked="" type="radio"/>	<input type="radio"/>	<input type="radio"/>	<input type="radio"/>	E8151A	Water
2,4-DB	<input checked="" type="radio"/>	<input checked="" type="radio"/>	<input type="radio"/>	<input type="radio"/>	<input type="radio"/>	E8151A	Water
3,5-Dichlorobenzoic Acid	<input type="radio"/>	<input checked="" type="radio"/>	<input type="radio"/>	<input type="radio"/>	<input type="radio"/>	E8151A	Water
4-Nitrophenol	<input checked="" type="radio"/>	<input checked="" type="radio"/>	<input type="radio"/>	<input type="radio"/>	<input type="radio"/>	E8151A	Water
Acifluorfen	<input type="radio"/>	<input checked="" type="radio"/>	<input type="radio"/>	<input type="radio"/>	<input type="radio"/>	E8151A	Water
Bentazon	<input type="radio"/>	<input checked="" type="radio"/>	<input type="radio"/>	<input type="radio"/>	<input type="radio"/>	E8151A	Water
Chloramben	<input type="radio"/>	<input checked="" type="radio"/>	<input type="radio"/>	<input type="radio"/>	<input type="radio"/>	E8151A	Water
Dalapon	<input checked="" type="radio"/>	<input checked="" type="radio"/>	<input type="radio"/>	<input type="radio"/>	<input type="radio"/>	E8151A	Water
DCPA (mono & diacid)	<input type="radio"/>	<input checked="" type="radio"/>	<input type="radio"/>	<input type="radio"/>	<input type="radio"/>	E8151A	Water
Dicamba	<input checked="" type="radio"/>	<input checked="" type="radio"/>	<input type="radio"/>	<input type="radio"/>	<input type="radio"/>	E8151A	Water
Dichloroprop	<input checked="" type="radio"/>	<input checked="" type="radio"/>	<input type="radio"/>	<input type="radio"/>	<input type="radio"/>	E8151A	Water
Dinoseb (DNBP)	<input checked="" type="radio"/>	<input checked="" type="radio"/>	<input type="radio"/>	<input type="radio"/>	<input type="radio"/>	E8151A	Water
MCPA	<input checked="" type="radio"/>	<input checked="" type="radio"/>	<input type="radio"/>	<input type="radio"/>	<input type="radio"/>	E8151A	Water
MCPP	<input checked="" type="radio"/>	<input checked="" type="radio"/>	<input type="radio"/>	<input type="radio"/>	<input type="radio"/>	E8151A	Water
Pentachlorophenol (PCP)	<input checked="" type="radio"/>	<input checked="" type="radio"/>	<input type="radio"/>	<input type="radio"/>	<input type="radio"/>	E8151A	Water
Picloram	<input type="radio"/>	<input checked="" type="radio"/>	<input type="radio"/>	<input type="radio"/>	<input type="radio"/>	E8151A	Water

Certifications

Cert 1 CA ELAP 1644
 Cert 2 ORELAP (NELAP) 4033

The Certified Analyte Report lists the compounds for which MAI is accredited at the time of issuance. Although MAI holds multiple accreditations, methods with extensive compound lists may not be fully accredited due to state agency availability.



1534 Willow Pass Rd
Pittsburg, CA 94565-1701
(925) 252-9262

CHAIN-OF-CUSTODY RECORD

WorkOrder: 2601095

ClientCode: ENO

WaterTrax CLIP EDF

EQuIS Dry-Weight Email HardCopy ThirdParty J-flag

Detection Summary Excel [A1_Standard_QC]

Report to:

David Tripp
Enthalpy Analytical
931 West Barkley Avenue
Orange, CA 92868
657-581-4710 FAX:

Email: david.tripp@enthalpy.com
cc/3rd Party: incomingreports@enthalpy.com;
PO: 079649
Project: EO-550065

Bill to:

Accounts Payable/Enthalpy SoCal
Montrose Environmental Group
PO Box 842165
Boston, MA 02284-2165
003EL_ap@montrose-env.com

Requested TAT: 1 day;

Date Received: 01/06/2026

Date Logged: 01/06/2026

Lab ID	ClientSampID	Matrix	Collection Date	Hold	Requested Tests (See legend below)											
					1	2	3	4	5	6	7	8	9	10	11	12
2601095-001	SOUTH BASIN-WESTERN INLET	Water	12/31/2025 13:50	<input type="checkbox"/>	A	A	B									
2601095-002	SOUTH BASIN-EASTERN INLET	Water	12/31/2025 14:25	<input type="checkbox"/>	A	A	B									

Test Legend:

1	8151_W	2	PRDisposal Fee	3	RSK175_CO2_W	4	
5		6		7		8	
9		10		11		12	

Prepared by: Agustina Venegas

Comments:

NOTE: Soil samples are discarded 60 days after receipt unless other arrangements are made (Water samples are 30 days).
Hazardous samples will be returned to client or disposed of at client expense.



WORK ORDER SUMMARY

Client Name: ENTHALPY ANALYTICAL

Project: EO-550065

Work Order: 2601095

Client Contact: David Tripp

QC Level: LEVEL 2

Contact's Email: david.tripp@enthalpy.com

Comments:

Date Logged: 1/6/2026

WaterTrax CLIP EDF Excel EQUIS Email HardCopy ThirdParty J-flag

LabID	ClientSampID	Matrix	Test Name	Cont./Comp.	Bottle & Preservative	U**	Head Space	Dry-Weight	Collection Date & Time	TAT	Test Due Date	Sediment Content	Hold	Sub Out
001A	SOUTH BASIN-WESTERN INLET	Water	E8151A (Chlorinated Herbicides)	1	1LA Narrow Mouth, Unpres	<input type="checkbox"/>	<input type="checkbox"/>	<input type="checkbox"/>	12/31/2025 13:50	1 day	1/7/2026	Present	<input type="checkbox"/>	<input type="checkbox"/>
001B	SOUTH BASIN-WESTERN INLET	Water	RSK175 (CO2)	2	VOA, Unpres	<input type="checkbox"/>	<input type="checkbox"/>	<input type="checkbox"/>	12/31/2025 13:50	1 day	1/7/2026	Present	<input type="checkbox"/>	<input type="checkbox"/>
002A	SOUTH BASIN-EASTERN INLET	Water	E8151A (Chlorinated Herbicides)	1	1LA Narrow Mouth, Unpres	<input type="checkbox"/>	<input type="checkbox"/>	<input type="checkbox"/>	12/31/2025 14:25	1 day	1/7/2026	1%+	<input type="checkbox"/>	<input type="checkbox"/>
002B	SOUTH BASIN-EASTERN INLET	Water	RSK175 (CO2)	2	VOA, Unpres	<input type="checkbox"/>	<input type="checkbox"/>	<input type="checkbox"/>	12/31/2025 14:25	1 day	1/7/2026	1%+	<input type="checkbox"/>	<input type="checkbox"/>

NOTES: * STLC and TCLP extractions require 2 days to complete; therefore, all TATs begin after the extraction is completed (i.e., One-day TAT yields results in 3 days from sample submission).

- ISM prep requires 5 to 10 days to complete; therefore, all TATs begin after the extraction is completed (i.e., One-day TAT yields results in 6 to 11 days from sample submission). Due date listed on WO summary will not accurately reflect the time needed for sample preparation.

- Organic extracts are held for 40 days before disposal; Inorganic extract are held for 30 days.

- MAI assumes that all material present in the provided sampling container is considered part of the sample - MAI does not exclude any material from the sample prior to sample preparation unless requested in writing by the client.

U** = An unpreserved container was received for a method that suggests a preservation in order to extend hold time for analysis.

HOLD TIME RUSH

2401095



931 West Barkley Ave
Orange, CA 92868
(714) 771-6900

Subcontract Laboratory:

McC Campbell Analytical, Inc.
1534 Willow Pass Rd.
Pittsburg, CA 94565
ATTN: Quote ID: 252619
PO #: PO-079649

Enthalpy Order: EO-550065

PM: David Tripp
Email: david.tripp@enthalpy.com
CC: incomingreports@enthalpy.com
Phone: 657-581-4710

Results Due: Standard TAT (w/HT RUSH)

Report Level: II

Report To: MDL

EDDs: Standard Excel EDD

Notes:

CHIQUITA Stormwater - HOLD TIME RUSH please

Sample ID	Collected	Lab ID	# Cont.	Matrix	Analysis Requested	Comment
x SOUTH BASIN - WESTERN INLET	31-DEC-2025 13:50	550065-001	1	Water	EPA 8151A Chlorinated Herbicides	
			2x	Water	RSK-175 CO2	HOLD TIME RUSH please
+1 SOUTH BASIN - EASTERN INLET	31-DEC-2025 14:25	550065-002	1	Water	EPA 8151A Chlorinated Herbicides	
			2x	Water	RSK-175 CO2	HOLD TIME RUSH please

Notes:	Relinquished By:	Received By:
	<i>[Signature]</i>	<i>[Signature]</i>
	Date: 1-5-26 14:40	Date: 1/16/24 0944
	Date:	Date:
	Date:	Date:

0.20 MET
1239

FEDEX: 857047529148



Sample Receipt Checklist

Client Name: Enthalpy Analytical
 Project: EO-550065

Date and Time Received: 1/6/2026 09:44
 Date Logged: 1/6/2026
 Received by: Agustina Venegas
 Logged by: Agustina Venegas

WorkOrder No: 2601095 Matrix: Water
 Carrier: FedEx

Chain of Custody (COC) Information

Chain of custody present?	Yes <input checked="" type="checkbox"/>	No <input type="checkbox"/>	
Chain of custody signed when relinquished and received?	Yes <input checked="" type="checkbox"/>	No <input type="checkbox"/>	
Chain of custody agrees with sample labels?	Yes <input checked="" type="checkbox"/>	No <input type="checkbox"/>	
Sample IDs noted by Client on COC?	Yes <input checked="" type="checkbox"/>	No <input type="checkbox"/>	
Date and Time of collection noted by Client on COC?	Yes <input checked="" type="checkbox"/>	No <input type="checkbox"/>	
Sampler's name noted on COC?	Yes <input type="checkbox"/>	No <input checked="" type="checkbox"/>	
COC agrees with Quote?	Yes <input checked="" type="checkbox"/>	No <input type="checkbox"/>	NA <input type="checkbox"/>
COC quote NOT expired?	Yes <input type="checkbox"/>	No <input checked="" type="checkbox"/>	NA <input type="checkbox"/>

Sample Receipt Information

Custody seals intact on shipping container/cooler?	Yes <input type="checkbox"/>	No <input type="checkbox"/>	NA <input checked="" type="checkbox"/>
Custody seals intact on sample bottles?	Yes <input type="checkbox"/>	No <input type="checkbox"/>	NA <input checked="" type="checkbox"/>
Shipping container/cooler in good condition?	Yes <input checked="" type="checkbox"/>	No <input type="checkbox"/>	
Samples in proper containers/bottles?	Yes <input checked="" type="checkbox"/>	No <input type="checkbox"/>	
Sample containers intact?	Yes <input checked="" type="checkbox"/>	No <input type="checkbox"/>	
Sufficient sample volume for indicated test?	Yes <input checked="" type="checkbox"/>	No <input type="checkbox"/>	

Sample Preservation and Hold Time (HT) Information

All samples received within holding time?	Yes <input checked="" type="checkbox"/>	No <input type="checkbox"/>	NA <input type="checkbox"/>
Samples Received on Ice?	Yes <input checked="" type="checkbox"/>	No <input type="checkbox"/>	

(Ice Type: WET ICE)

Sample/Temp Blank temperature		Temp: 0.2°C	NA <input type="checkbox"/>
ZHS conditional analyses: VOA meets zero headspace requirement (VOCs, TPHg/BTEX, RSK)?	Yes <input checked="" type="checkbox"/>	No <input type="checkbox"/>	NA <input type="checkbox"/>
Sample labels checked for correct preservation?	Yes <input checked="" type="checkbox"/>	No <input type="checkbox"/>	
pH acceptable upon receipt (Metal: <2)?	Yes <input type="checkbox"/>	No <input type="checkbox"/>	NA <input checked="" type="checkbox"/>

UCMR Samples:

pH tested and acceptable upon receipt (200.7: ≤2; 533: 6 - 8; 537.1: 6 - 8)?	Yes <input type="checkbox"/>	No <input type="checkbox"/>	NA <input checked="" type="checkbox"/>
Free Chlorine tested and acceptable upon receipt (<0.1mg/L) [not applicable to 200.7]?	Yes <input type="checkbox"/>	No <input type="checkbox"/>	NA <input checked="" type="checkbox"/>

Comments:

Laboratory Job Number 550065

Subcontracted Products

Enthalpy - El Dorado Hills



January 20, 2026

**Enthalpy Analytical - El Dorado Hills
Work Order No. 2601004**

Mr. David Tripp
Enthalpy Analytical
931 W. Barkley Avenue
Orange, CA 92868

Dear Mr. Tripp,

Enclosed are the results for the sample set received at Enthalpy Analytical - EDH on January 03, 2026 under your Project Name 'EO-550065'.

Enthalpy Analytical - EDH is committed to serving you effectively. If you require additional information, please contact me at 916-673-1520 or by email at mark.rein@enthalpy.com.

Thank you for choosing Enthalpy Analytical - EDH as part of your analytical support team.

Sincerely,

A handwritten signature in black ink, appearing to read 'Mark Rein', is displayed within a light grey rectangular box.

Mark Rein
Project Manager

Enthalpy Analytical -EDH certifies that the report herein meets all the requirements set forth by NELAP for those applicable test methods. Results relate only to the samples as received by the laboratory. This report should not be reproduced except in full without the written approval of Enthalpy Analytical -EDH.

Enthalpy Analytical - EDH Work Order No. 2601004

Case Narrative

Sample Condition on Receipt:

Two water samples were received and stored securely in accordance with Enthalpy Analytical - EDH standard operating procedures and EPA methodology. The samples were received in good condition and within the method temperature requirements.

Analytical Notes:

EPA Method 8290A

The samples were extracted and analyzed for 2,3,7,8 TCDD by EPA Method 8290A using a ZB-DIOXIN GC column.

Holding Times

The method holding time criteria were met for these samples.

Quality Control

The Initial Calibration and Continuing Calibration Verifications met the method acceptance criteria.

A Method Blank and Ongoing Precision and Recovery (OPR) sample were extracted and analyzed with the preparation batch. No analytes were detected above the sample quantitation limits in the Method Blank. The OPR recoveries were within the method acceptance criteria.

Labeled standard recoveries for all QC and field samples were within method acceptance criteria.

Table of Contents

Case Narrative.....	1
Table of Contents.....	3
Sample Inventory.....	4
Analytical Results.....	5
Qualifiers.....	10
Certifications.....	11
Sample Receipt.....	12

Sample Inventory Report

Sample ID	Client Sample ID	Sampled	Received	Components/Containers
2601004-01	SOUTH BASIN - WESTERN INLET	31-Dec-25 13:50	03-Jan-26 09:19	Amber Glass NM Bottle, 1L
2601004-02	SOUTH BASIN - EASTERN INLET	31-Dec-25 14:25	03-Jan-26 09:19	Amber Glass NM Bottle, 1L

ANALYTICAL RESULTS

Sample ID: Method Blank
EPA Method 8290A

Client Data		Laboratory Data					
Name:	Enthalpy Analytical	Lab Sample:	B26A139-BLK1	Date Extracted:	16-Jan-26		
Project:	EO-550065	QC Batch:	B26A139	Sample Size:	0.500 L	Column:	ZB-DIOXIN
Matrix:	Aqueous						

Analyte	Conc. (pg/L)	MDL	RL	Qualifiers	Analyzed	Dilution
2,3,7,8-TCDD	ND	3.56	10.0		17-Jan-26 18:55	1
Labeled Standards	Type	% Recovery	Limits	Qualifiers	Analyzed	Dilution
13C-2,3,7,8-TCDD	IS	82.8	40 - 135		17-Jan-26 18:55	1
37Cl-2,3,7,8-TCDD	CRS	89.2	40 - 135		17-Jan-26 18:55	1

MDL - Method Detection Limit

RL - Reporting limit

Results reported to MDL.

Sample ID: OPR
EPA Method 8290A

Client Data		Laboratory Data			
Name:	Enthalpy Analytical	Lab Sample:	B26A139-BS1		
Project:	EO-550065	QC Batch:	B26A139	Date Extracted:	16-Jan-26 03:19
Matrix:	Aqueous	Sample Size:	0.500 L	Column:	ZB-DIOXIN

Analyte	Amt Found (pg/L)	Spike Amt	% Recovery	Limits	Qualifiers	Analyzed	Dilution
2,3,7,8-TCDD	355	400	88.9	70 - 130		17-Jan-26 15:57	1
Labeled Standards	Type		% Recovery	Limits	Qualifiers	Analyzed	Dilution
13C-2,3,7,8-TCDD	IS		75.4	40 - 135		17-Jan-26 15:57	1
37Cl-2,3,7,8-TCDD	CRS		79.1	40 - 135		17-Jan-26 15:57	1

Sample ID: SOUTH BASIN - WESTERN INLET
EPA Method 8290A

Client Data		Laboratory Data				
Name:	Enthalpy Analytical	Lab Sample:	2601004-01	Date Received:	03-Jan-26 09:19	
Project:	EO-550065	QC Batch:	B26A139	Date Extracted:	16-Jan-26	
Matrix:	Water	Sample Size:	0.501 L	Column:	ZB-DIOXIN	
Date Collected:	31-Dec-25 13:50					

Analyte	Conc. (pg/L)	MDL	RL	Qualifiers	Analyzed	Dilution
2,3,7,8-TCDD	ND	3.55	9.99		18-Jan-26 11:26	1

Labeled Standards	Type	% Recovery	Limits	Qualifiers	Analyzed	Dilution
13C-2,3,7,8-TCDD	IS	71.5	40 - 135		18-Jan-26 11:26	1
37Cl-2,3,7,8-TCDD	CRS	90.8	40 - 135		18-Jan-26 11:26	1

MDL - Method Detection Limit

RL - Reporting limit

Results reported to MDL.

Sample ID: SOUTH BASIN - EASTERN INLET
EPA Method 8290A

Client Data		Laboratory Data			
Name:	Enthalpy Analytical	Lab Sample:	2601004-02	Date Received:	03-Jan-26 09:19
Project:	EO-550065	QC Batch:	B26A139	Date Extracted:	16-Jan-26
Matrix:	Water	Sample Size:	0.501 L	Column:	ZB-DIOXIN
Date Collected:	31-Dec-25 14:25				

Analyte	Conc. (pg/L)	MDL	RL	Qualifiers	Analyzed	Dilution
2,3,7,8-TCDD	ND	3.55	9.98		18-Jan-26 12:10	1
Labeled Standards	Type	% Recovery	Limits	Qualifiers	Analyzed	Dilution
13C-2,3,7,8-TCDD	IS	86.0	40 - 135		18-Jan-26 12:10	1
37Cl-2,3,7,8-TCDD	CRS	92.7	40 - 135		18-Jan-26 12:10	1

MDL - Method Detection Limit

RL - Reporting limit

Results reported to MDL.

DATA QUALIFIERS & ABBREVIATIONS

B	Compound was also detected in the method blank
Conc.	Concentration
CRS	Cleanup Recovery Standard
D	Dilution
DL	Detection Limit
E	Concentration exceeded the calibration range
EDL	Estimated Detection Limit
EMPC	Estimated Maximum Possible Concentration
H	Recovery and/or RPD was outside laboratory acceptance limits
I	Chemical Interference
IS	Internal Standard
J	Estimated Concentration below the Reporting Limit/LOQ
LOD	Limit of Detection
LOQ	Limit of Quantitation
MDL	Method Detection Limit
NA	Not Applicable
ND	Not Detected
OPR	Ongoing Precision and Recovery sample
P	Concentration may include contribution from chlorinated diphenyl ether(s).
Q	Ion transition ratio is outside of the acceptance criteria.
RL	Reporting Limit (MRL)
TEQ	Toxic Equivalency, sum of the toxic equivalency factors (TEF) multiplied by the sample concentrations.
TEQMax	TEQ calculated using the detection limit as the concentration for non-detects
TEQMin	TEQ calculated using zero as the concentration for non-detects
TEQRisk	TEQ calculated using $\frac{1}{2}$ the detection limit as the concentration for non-detects
U	Not Detected (specific projects only)
*	See Cover Letter

Unless otherwise noted, solid sample results are reported in dry weight. Tissue samples are reported in wet weight.

Enthalpy Analytical - EDH Certifications

Accrediting Authority	Certificate Number
Alaska Department of Environmental Conservation	17-013
Arkansas Department of Environmental Quality	21-023-0
California Department of Health – ELAP	2892
DoD ELAP - A2LA Accredited - ISO/IEC 17025	3091.01
Florida Department of Health	E87777
Hawaii Department of Health	N/A
Louisiana Department of Environmental Quality	01977
Maine Department of Health	2020018
Michigan Department of Environmental Quality	9932
Minnesota Department of Health	2211390
Nevada Division of Environmental Protection	CA00413
New Hampshire Environmental Accreditation Program	207721
New Jersey Department of Environmental Protection	CA003
New York Department of Health	11411
Ohio Environmental Protection Agency	87778
Oregon Laboratory Accreditation Program	4042-021
Texas Commission on Environmental Quality	T104704189-22-13
Vermont Department of Health	VT-4042
Virginia Department of General Services	11276
Washington Department of Ecology	C584
Wisconsin Department of Natural Resources	998036160

Current certificates and lists of licensed parameters can be found at Enthalpy.com/Resources/Accreditations.



931 West Barkley Ave
 Orange, CA 92868
 (714) 771-6900

Subcontract Laboratory:

Enthalpy - El Dorado Hills
 1104 Windfield Way
 El Dorado Hills, CA 95762
 ATTN: Mark Rein
 PO #: Required, to be sent via email

Enthalpy Order: EO-550065

PM: David Tripp
 Email: david.tripp@enthalpy.com
 CC: incomingreports@enthalpy.com
 Phone: 657-581-4710

2601004 1.7C

Results Due: Standard TAT (15wd TAT)
 Report Level: II
 Report To: MDL
 EDDs: BLDR:Enthalpy (the normal EDD you send to Orange)

Notes:

CHIQUITA Stormwater - please strive for 15wd TAT if at all possible. No decanting, unless specifically requested. We'll notify ASAP if that ever changes.

Sample ID	Collected	Lab ID	# Cont.	Matrix	Analysis Requested	Comment
SOUTH BASIN - WESTERN INLET	31-DEC-2025 13:50	550065-001	1	Water	EPA 8290 - 2,3,7,8-TCDD Only	
SOUTH BASIN - EASTERN INLET	31-DEC-2025 14:25	550065-002	1	Water	EPA 8290 - 2,3,7,8-TCDD Only	

Notes:	Relinquished By:	Received By:
	Date: 1/2/26 14:41	Date: 01/03/26 09:19
	Date:	Date:
	Date:	Date:

CoC/Label Reconciliation Report WO# 2601004

LabNumber	CoC Sample ID	SampleAlias	Sample Date/Time	Container	BaseMatrix	Sample Comments
2601004-01	A SOUTH BASIN - WESTERN INLET	550065-001	31-Dec-25 13:50	Amber Glass NM Bottle, 1L	Aqueous	
2601004-02	A SOUTH BASIN - EASTERN INLET	550065-002	31-Dec-25 14:25	Amber Glass NM Bottle, 1L	Aqueous	

Checkmarks indicate that information on the COC reconciled with the sample label.
Any discrepancies are noted in the following columns.

CONDITION	Yes	No	NA
Sample Container Intact?	✓		
Sample Container(s) Custody Seals Intact?			✓
Custody Seals On Cooler Intact?			✓
Adequate Sample Volume?	✓		
Container Type Appropriate for Analysis(es)?	✓		

Comments:

A) No backup volume

Preservation Documented: Na2S2O3 Trizma NH4CH3CO2 None Other

Verified by/Date: *KYA 01/05/26* Originally labeled and reconciled
by *XAO* on *01/03/26*

ATTACHMENT B



ENTHALPY
ANALYTICAL

Enthalpy Analytical
931 West Barkley Ave
Orange, CA 92868
(714) 771-6900

enthalpy.com

Lab Job Number : 550068
Report Level : II
Report Date : 01/20/2026

Analytical Report *prepared for:*

Dylan Smith
Waste Connections
Chiquita Canyon Landfill
29201 Henry Mayo Drive
Castaic, CA 91384

Project: CCLF STORMWATER - Chiquita Canyon Stormwater - FINAL REPORT

Authorized for release by:

David Tripp, Project Manager
657-581-4710
david.tripp@enthalpy.com

This data package has been reviewed for technical correctness and completeness. Release of this data has been authorized by the Laboratory Manager or the Manager's designee, as verified by the above signature which applies to this PDF file as well as any associated electronic data deliverable files. The results contained in this report meet all requirements of NELAP and pertain only to those samples which were submitted for analysis. This report may be reproduced only in its entirety.

CA ELAP# 1338, CA ELAP #1338-S1, NELAP# 4038, SCAQMD LAP# 18LA0518, LACSD ID# 10105, ORELAP# 4197

Sample Summary

Dylan Smith	Lab Job #:	550068
Waste Connections	Project No:	CCLF STORMWATER
Chiquita Canyon	Location:	Chiquita Canyon Stormwater - FINAL REPORT
Landfill	Date Received:	01/01/26
29201 Henry Mayo		
Drive		
Castaic, CA 91384		

Sample ID	Lab ID	Collected	Matrix
SOUTH	550068-001	01/01/26 09:00	Water
SOUTH - UNDILUTED 1,4-DIOXANE	550068-002	01/01/26 09:00	Water

Case Narrative

Waste Connections	Lab Job Number: 550068
Chiquita Canyon Landfill	Project No: CCLF STORMWATER
29201 Henry Mayo Drive	Location: Chiquita Canyon Stormwater - FINAL
Castaic, CA 91384	REPORT
Dylan Smith	Date Received: 01/01/26

This data package contains sample and QC results for two water samples, requested for the above referenced project on 01/01/26. The samples were received in good condition.

Volatile Organics by GC/MS (EPA 8260B):

- Toluene was detected between the MDL and the RL in the method blank for batch 391466; this analyte was not detected in the sample at or above the RL.
- SOUTH (lab # 550068-001) had pH greater than 2.
- No other analytical problems were encountered.

Semivolatile Organics by GC/MS (EPA 8270C):

No analytical problems were encountered.

Semivolatile Organics by GC/MS (EPA 625.1):

- Low surrogate recovery was observed for 2-fluorophenol in SOUTH (lab # 550068-001).
- Low surrogate recoveries were observed for phenol-d6 in SOUTH (lab # 550068-001) and the method blank for batch 391447.
- No other analytical problems were encountered.

Semivolatile Organics by GC/MS SIM (EPA 8270C-SIM):

- 550068-002 was prepared outside of hold time; affected data was qualified with "H". The sample (as 001) was initially analyzed within hold time but was run at a 5x dilution. This was discovered in review after the hold time had passed. The sample was analyzed undiluted and confirms the original ND result at the lower reporting limit.
- No other analytical problems were encountered.

Pesticides (EPA 8081A):

No analytical problems were encountered.

Total Organic Carbon by IR (SM 5310B):

No analytical problems were encountered.

PCBs (EPA 8082):

No analytical problems were encountered.

Metals (EPA 200.7, EPA 200.8, and EPA 245.1):

- Low recoveries were observed for tin in the MS/MSD for batch 391518; the parent sample was not a project sample, and the associated RPD was within limits. High recoveries were observed for manganese and zinc; the associated RPDs were within limits.
- High recoveries were observed for boron, manganese, and zinc in the MSD for batch 391518; the parent sample was not a project sample. High RPD was observed for many analytes in the MS/MSD for batch 391518.
- No other analytical problems were encountered.

Ion Chromatography (EPA 300.0):

- High recoveries were observed for a number of analytes in the MS of SOUTH (lab # 550068-001); the LCS was within limits.
- Responses exceeding the instrument's linear range were observed for sulfate in the MS/MSD of SOUTH (lab # 550068-001); affected data was qualified with "E".
- No other analytical problems were encountered.

Total Phosphorus as P (SM 4500-P-B5-E):

No analytical problems were encountered.

Conductivity (SM2510B):

No analytical problems were encountered.

Total Oil & Grease (HEM) (EPA 1664A):

- Matrix spikes were not performed for this analysis due to insufficient sample volume.
- No analytical problems were encountered.

Total Phenolics (EPA 420.1):

No analytical problems were encountered.

Alkalinity (SM2320B):

No analytical problems were encountered.

Sulfide (SM 4500-S2-D):

No analytical problems were encountered.

Total Dissolved Solids (TDS) (SM2540C):

- High RPD was observed for total dissolved solids in the SDUP for batch 391571; the parent sample was not a project sample.
- No other analytical problems were encountered.

Total Suspended Solids (TSS) (SM2540D):

- High RPD was observed for total suspended solids in the SDUP for batch 391504; the parent sample was not a project sample.
- No other analytical problems were encountered.

Chemical Oxygen Demand (SM5220D):

No analytical problems were encountered.

Biochemical Oxygen Demand (SM5210B):

No analytical problems were encountered.

Turbidity (SM2130B):

No analytical problems were encountered.

Cyanide - Semi-Automated Method (SM 4500-CN-E and SM 4500-CN-E):

No analytical problems were encountered.

Coliform - 9221 Tests (SM 9221B and SM 9221F):

No analytical problems were encountered.

Ammonia and TKN- Semi-Automated Method (SM 4500-NH3-G):

No analytical problems were encountered.

Organophosphorus Pesticides (EPA 8141A):

Pace Laboratories in Bakersfield, CA performed the analysis (see sublab report section for certifications). Please see the Pace Laboratories case narrative.

8151A Chlorinated Herbicides (EPA 8151A):

McC Campbell Analytical, Inc. in Pittsburg, CA performed the analysis (NELAP certified). Please see the McC Campbell Analytical, Inc. case narrative.

RSK-175 CO2 (RSK-175):

McC Campbell Analytical, Inc. in Pittsburg, CA performed the analysis (see sublab report section for certifications). Please see the McC Campbell Analytical, Inc. case narrative.

Dioxins & Furans (EPA 8290):

Enthalpy - El Dorado Hills in El Dorado Hills, CA performed the analysis (see sublab report section for certifications). Please see the Enthalpy - El Dorado Hills case narrative.



Enthalpy Analytical - Orange

931 W. Barkley Avenue, Orange, CA 92868
 Phone 714-771-6900

Chain of Custody Record
 Lab No: 550068
 Page: 1 of 3

Matrix: A = Air S = Soil/Solid
 W = Water DW = Drinking Water SD = Sediment
 PP = Pure Product SEA = Sea Water
 SW = Swab T = Tissue WP = Wipe O = Other

Preservatives:
 1 = Na₂S₂O₃ 2 = HCl 3 = HNO₃
 4 = H₂SO₄ 5 = NaOH 6 = Other

Sample Receipt Temp:
 12.0
 4.1 / 4.3
 5.8 / 4.0
 (lab use only)

Turn Around Time (rush by advanced notice only)
 Standard: X
 5 Day: 1 Day:
 3 Day: Custom TAT:

CUSTOMER INFORMATION				PROJECT INFORMATION			
Company:	Chiquita Canyon, LLC	Name:	Stormwater Outlet	Sample ID		Sampling Date	
Report To:	Kate Logan	Number:		Matrix	W	Sampling Time	0900
Email:	kate.logan@wasteconnections.com	P.O. #:		Container No. / Size	31	Pres.	1,2,4,6
Address:	29201 Henry Mayo Drive	Address:	29201 Henry Mayo Drive				
Phone:	Castaic, CA 91384	Global ID:	Castaic, CA 91384				
Fax:	682-559-3880	Sampled By:	MT, CH				

Sample ID	Analysis Request		Test Instructions / Comments	
	Analysis Request	Test Instructions / Comments	Analysis Request	Test Instructions / Comments
1 South	200.7/200.8 Metals (see comments)	200.8 - Ag, As, B, Ba, Be, Cd, Co, Cr, Cu, Ni, Mn, Pb, Sb, Se, Sn, Tl, V, Zn 200.7 - Fe, Ca, K, Mg, Na Additional email recipients: matt.breuer@wasteconnections.com stormwater@wasteconnections.com tmb@swteng.com aav@swteng.com	X	Temp: 13.7°C, pH 8.21
2	245.1 Mercury		X	
3	8081 Pesticides / 8082 PCBs		X	
4	8141 Organophosphorous Pesticides		X	
5	8151 Herbicides		X	
6	8260 VOCs		X	
7	8260 Acrolein/Acrylonitrile		X	
8	8270C		X	
9	8290 2,3,7,8-TCDD		X	
10				



Signature	Print Name	Company / Title	Date / Time
<i>[Signature]</i>	Matt Tuggle	CTEH	1/1 11:25
<i>[Signature]</i>	Ana Roberts	EA	1/126 11:25



Enthalpy Analytical - Orange

931 W. Barkley Avenue, Orange, CA 92868

Phone 714-771-6900

Chain of Custody Record

Lab No:

Page: 2 of 3

Matrix: A = Air S = Soil/Solid
 W = Water DW = Drinking Water SD = Sediment
 PP = Pure Product SEA = Sea Water
 SW = Swab T = Tissue WP = Wipe O = Other

Turn Around Time (rush by advanced notice only)

Standard: X
 5 Day: 1 Day:
 3 Day: Custom TAT:

Preservatives:
 1 = Na₂S₂O₃ 2 = HCl 3 = HNO₃
 4 = H₂SO₄ 5 = NaOH 6 = Other

Sample Receipt Temp:
 (lab use only)

CUSTOMER INFORMATION				PROJECT INFORMATION				Analysis Request				Test Instructions / Comments									
Company:	Chiquita Canyon, LLC	Name:	Stormwater Outlet	Sample ID	Sampling Date	Sampling Time	Matrix	Container No. / Size	Pres.	SM4500-S2-D Total Sulfide	420.1 Total Phenolics	1664A Oil and Grease	9221B Tot Coliform	9221F E. Coll	300.0 Cl, Br, F, NO ₃ , NO ₂ , SO ₄	2540D TSS	5310B TOC	8270 SIM 1,4-Dioxane	SM2320B Alkalinity	Additional email recipients: matt.breuer@wasteconnections.com stormwater@wasteconnections.com tmb@swteng.com aav@swteng.com Direct invoices to: Maribel Bolanos (661) 257-3665	
Report To:	Kate Logan	Number:																			
Email:	kate.logan@wasteconnections.com	P.O. #:																			
Address:	29201 Henry Mayo Drive	Address:	29201 Henry Mayo Drive																		
	Castaic, CA 91384		Castaic, CA 91384																		
Phone:	682-559-3880	Global ID:																			
Fax:		Sampled By:	MT, CH																		
1	South			01/01/26	0900	W	31	1,2,4,6													
2																					
3																					
4																					
5																					
6																					
7																					
8																					
9																					
10																					
				Signature				Print Name				Company / Title				Date / Time					
1 Relinquished By:				<i>[Signature]</i>				Matt Toggle				CTEH				1/1 1125					
1 Received By:				<i>[Signature]</i>				Anna Roberts				EA				1/12/6 11:25					
2 Relinquished By:																					
2 Received By:																					
3 Relinquished By:																					
3 Received By:																					



Enthalpy Analytical - Orange
 931 W. Barkley Avenue, Orange, CA 92868
 Phone 714-771-6900

Chain of Custody Record

Lab No: _____
 Page: 3 of 3
 Matrix: A = Air S = Soil/Solid
 W = Water DW = Drinking Water SD = Sediment
 PP = Pure Product SEA = Sea Water
 SW = Swab T = Tissue WP = Wipe O = Other

Turn Around Time (rush by advanced notice only)

Standard:	X	5 Day:		3 Day:	
2 Day:		1 Day:		Custom TAT:	

Sample Receipt Temp: _____
 (lab use only)

CUSTOMER INFORMATION		PROJECT INFORMATION	
Company:	Chiquita Canyon, LLC	Name:	Stormwater Outlet
Report To:	Kate Logan	Number:	
Email:	kate.logan@wasteconnections.com	P.O. #:	
Address:	29201 Henry Mayo Drive Castaic, CA 91384	Address:	29201 Henry Mayo Drive Castaic, CA 91384
Phone:	682-559-3880	Global ID:	
Fax:		Sampled By:	MT, CH

Sample ID	Sampling Date	Sampling Time	Matrix	Container No. / Size	Pres.	Analysis Request										Test Instructions / Comments
						SM5220D Chemical Oxygen Demand	SM2510B Specific Conductance	RSK-175 Carbon Dioxide	2540E TDS	SM2130B Turbidity	350.1 Ammonia	625.1 - See Comments	625.1 Alpha-Terpineol	SM5210B BOD		
1 South	01/01/26	0900	W	31	1,2,4,6	X	X	X	X	X	X	X	X	X	X	625.1 - Benzoic Acid, Pyridine, Phenol, 2-methylphenol, 3,4-methylphenol, Cresol, Naphthalene, alpha-terpineol Additional email recipients: matt.breuer@wasteconnections.com stormwater@wasteconnections.com tmb@swteng.com aav@swteng.com Direct invoices to: Maribel Bolanos (661) 257-3665
2																
3																
4																
5																
6																
7																
8																
9																
10																

Signature	Print Name	Company / Title	Date / Time
	Matt Toggler	CTEH	1/1/25
	Anna Roberts	EA	1/12/25 11:25

SAMPLE RECEIPT CHECKLIST


Section 1: General Info

 Date Received: 01/01/26 WO# 550068 Client: WASTECONNECTIONS
Section 2: Shipping / Custody

 Are custody seals present? Yes No

 Custody seals intact on arrival? N/A Yes No On cooler / box On samples

 Courier Walk-In Field Sampling Shipping Info: _____

Section 3a: Condition / Packaging
 Outside 0.0 - 6.0°C (0.0 - 10.0°C for microbiology) (PM notified)

 Date Opened 01/01/26 By (initials) AGR Type of ice used: Wet Blue/Gel None

 Samples received on ice directly from the field; cooling process had begun. (if checked, skip temperatures)

 Sample matrix doesn't require cooling (e.g. air, bulk PCB). (if checked, skip temperatures)

 If no cooler: Observed/Adjusted Temp (°C): _____ / _____ Thermometer/IR Gun: IR 10 CF: +0.2

 Cooler Temp (°C) #1: 4.1 / 4.3 #2: 3.8 / 4.0 #3: _____ / _____ #4: _____ / _____ #5: _____ / _____ #6: _____ / _____

Section 3b: Microbiology Samples
 No microbiology samples submitted (skip 3b)

 Within temp range 0.0 - 10.0°C or received on ice directly from field.

 Adequate headspace for microbiology analysis.

Section 3c: Air Samples
 No air samples submitted (skip 3c)

 1.4L Canisters 6L Canisters Tedlar Bags MCE Cassettes Sorbent Tubes Other _____

Section 4: Containers / Labels / Samples

	YES	NO	N/A
1) Were custody papers present, filled properly, and legible?	X		
2) Is the sampler's name present on the CoC?	X		
3) Were containers received in good condition (unbroken / unopened / uncompromised)?	X		
4) Were the samples bagged? (required for microbiology samples; recommended for soil samples)	X		
5) Were all of, and only, the correct samples received?	X		
6) Are sample labels present, legible, and in agreement with the CoC?		X	
7) Does the container count match the CoC?	X		
8) Was sufficient sample volume / mass received for the analyses requested?	X		
9) Were samples received in proper containers for the analyses requested?	X		
10) Were samples received with > 1/2 holding time remaining?	X		
11) Are samples properly preserved as indicated by CoC / labels?	X		
12) Unpreserved VOAs received - If necessary, was the hold time changed in LIMS?		X	
13) Are VOA vials free from headspace/bubbles > 6mm?	X		

Section 5: Explanations / Comments

(If no comments are made, then no discrepancies noted.)

4.6 Sample ID is "South" per the CoC, but "Outlet" per the sample labels

 No additional discrepancies

 Date Logged 01/01/26 By (print) AGR (sign)
 Date Labeled 01/01/26 By (print) AGR (sign)

Re: Discrepancy - Waste Connections - LR #550068

From David Tripp <david.tripp@enthalpy.com>
Date Thu 1/1/2026 1:11 PM
To Anna Roberts <AnnaRoberts@enthalpy.com>
Cc Sample Receiving Group Orange <srloginorange@enthalpy.com>; Jocelyn Nguyen <JocelynNguyen@enthalpy.com>

Thank you, Anna! Yes, Matt did text me the same message, confirming that "SOUTH" noted on the COC is correct versus the bottle labels "OUTLET."

Thanks!

David Tripp

Senior Project Manager

Enthalpy Analytical

Orange, CA | US Pacific Time

657-581-4710

david.tripp@enthalpy.com | enthalpy.com

[Terms & Conditions](#)

From: Anna Roberts <AnnaRoberts@enthalpy.com>
Sent: Thursday, January 1, 2026 12:00 PM
To: David Tripp <david.tripp@enthalpy.com>
Cc: Sample Receiving Group Orange <srloginorange@enthalpy.com>; Jocelyn Nguyen <JocelynNguyen@enthalpy.com>
Subject: Discrepancy - Waste Connections - LR #550068

Hi David,

For the above LR, the sample ID was listed as "South" per the COC, but "Outlet" per the sample labels. The courier who dropped them off said they were already aware of the discrepancy in the labels and was going to message you about it as well.

Thank you,

Anna Roberts

Laboratory Technician

Enthalpy Analytical

Orange, CA | US Pacific Time

Office: +1-714-771-6900 x 10318

CONFIDENTIALITY NOTICE: The contents of this email message and any attachments are intended solely for the addressee(s) and may contain confidential, proprietary and/or privileged information and may be legally protected from disclosure. If you are not the intended recipient of this message or their agent, or if this message has been addressed to you in error, please immediately alert the sender by reply email and then delete this message and any attachments and the reply from your system. If you are not the intended recipient, you are hereby notified that any disclosure, use, dissemination, copying, or storage of this message or its attachments is strictly prohibited.

Analysis Results for 550068

Dylan Smith
 Waste Connections
 Chiquita Canyon Landfill
 29201 Henry Mayo Drive
 Castaic, CA 91384

Lab Job #: 550068
 Project No: CCLF STORMWATER
 Location: Chiquita Canyon Stormwater - FINAL REPORT
 Date Received: 01/01/26

Sample ID: SOUTH	Lab ID: 550068-001	Collected: 01/01/26 09:00
Matrix: Water		

550068-001 Analyte	Result	Qual	Units	RL	MDL	DF	Batch	Prepared	Analyzed	Chemist
Method: EPA 1664A Prep Method: METHOD										
Total Oil and Grease	ND		mg/L	5.0	0.97	1	391559	01/04/26	01/05/26	JAG
Method: EPA 200.7 Prep Method: EPA 3015A										
Calcium	92		mg/L	0.10	0.0095	1	391450	01/02/26	01/02/26	SBW
Iron	10		mg/L	0.050	0.017	1	391450	01/02/26	01/02/26	SBW
Magnesium	16		mg/L	0.10	0.017	1	391450	01/02/26	01/02/26	SBW
Potassium	25		mg/L	0.50	0.20	1	391450	01/02/26	01/02/26	SBW
Sodium	63		mg/L	0.50	0.017	1	391450	01/02/26	01/02/26	SBW
Method: EPA 200.8 Prep Method: EPA 3015A										
Antimony	1.8	J	ug/L	2.0	1.3	1	391518	01/02/26	01/07/26	KAM
Arsenic	9.6		ug/L	2.0	0.30	1	391518	01/02/26	01/07/26	KAM
Barium	130		ug/L	5.0	0.44	1	391518	01/02/26	01/07/26	KAM
Beryllium	0.27	J	ug/L	1.0	0.060	1	391518	01/02/26	01/07/26	KAM
Boron	280		ug/L	100	57	10	391518	01/02/26	01/07/26	KAM
Cadmium	0.24	J	ug/L	1.0	0.21	1	391518	01/02/26	01/07/26	KAM
Chromium	11		ug/L	5.0	0.40	1	391518	01/02/26	01/07/26	KAM
Cobalt	4.7		ug/L	1.0	0.14	1	391518	01/02/26	01/07/26	KAM
Copper	22		ug/L	3.0	0.84	1	391518	01/02/26	01/07/26	KAM
Lead	9.3		ug/L	5.0	0.23	1	391518	01/02/26	01/07/26	KAM
Manganese	180		ug/L	10	4.3	1	391518	01/02/26	01/07/26	KAM
Nickel	11		ug/L	5.0	0.91	1	391518	01/02/26	01/07/26	KAM
Selenium	ND		ug/L	10	5.0	1	391518	01/02/26	01/07/26	KAM
Silver	ND		ug/L	5.0	0.37	1	391518	01/02/26	01/07/26	KAM
Thallium	ND		ug/L	1.0	0.25	1	391518	01/02/26	01/07/26	KAM
Tin	ND		ug/L	5.0	1.5	1	391518	01/02/26	01/07/26	KAM
Vanadium	20		ug/L	5.0	0.59	1	391518	01/02/26	01/07/26	KAM
Zinc	45		ug/L	10	7.6	1	391518	01/02/26	01/07/26	KAM
Method: EPA 245.1 Prep Method: EPA 245.1										
Mercury	0.079	J	ug/L	0.40	0.032	1	391448	01/02/26	01/02/26	SMP
Method: EPA 300.0 Prep Method: METHOD										
Fluoride	0.16	J	mg/L	0.20	0.072	1	391443	01/01/26 13:30	01/01/26 14:48	KUM
Chloride	39		mg/L	1.0	0.27	1	391443	01/01/26 13:30	01/01/26 14:48	KUM
Nitrogen, Nitrite	0.09	J	mg/L	0.10	0.02	1	391443	01/01/26 13:30	01/01/26 14:48	KUM

Analysis Results for 550068

550068-001 Analyte	Result	Qual	Units	RL	MDL	DF	Batch	Prepared	Analyzed	Chemist
Bromide	0.096	J	mg/L	0.30	0.060	1	391443	01/01/26 13:30	01/01/26 14:48	KUM
Nitrogen, Nitrate	2.0		mg/L	0.10	0.05	1	391443	01/01/26 13:30	01/01/26 14:48	KUM
Sulfate	190		mg/L	10	2.5	10	391443	01/01/26 13:30	01/01/26 15:48	KUM
Method: EPA 350.1 Prep Method: METHOD										
Ammonia-N	0.33		mg/L	0.10	0.068	1	391593	01/05/26	01/05/26	JAK
Method: EPA 420.1 Prep Method: METHOD										
Total Phenolics	0.0080	J	mg/L	0.010	0.0065	1	392363	01/13/26	01/13/26	LVL
Method: EPA 625.1 Prep Method: EPA 3510C										
Pyridine	ND		ug/L	9.4	2.7	0.94	391447	01/02/26	01/02/26	TJW
Phenol	ND		ug/L	9.4	2.0	0.94	391447	01/02/26	01/02/26	TJW
2-Methylphenol	ND		ug/L	9.4	3.1	0.94	391447	01/02/26	01/02/26	TJW
3-,4-Methylphenol	ND		ug/L	9.4	2.8	0.94	391447	01/02/26	01/02/26	TJW
Benzoic acid	ND		ug/L	47	10	0.94	391447	01/02/26	01/02/26	TJW
Naphthalene	ND		ug/L	9.4	3.4	0.94	391447	01/02/26	01/02/26	TJW
Cresol	ND		ug/L	9.4		0.94	391447	01/02/26	01/02/26	TJW
a-Terpineol	ND		ug/L	9.4	1.9	0.94	391447	01/02/26	01/03/26	TJW
Method: EPA 8081A Prep Method: EPA 3510C										
alpha-BHC	ND		ug/L	0.05	0.009	0.94	391575	01/04/26	01/05/26	XLY
beta-BHC	ND		ug/L	0.05	0.01	0.94	391575	01/04/26	01/05/26	XLY
gamma-BHC	ND		ug/L	0.05	0.008	0.94	391575	01/04/26	01/05/26	XLY
delta-BHC	ND		ug/L	0.05	0.01	0.94	391575	01/04/26	01/05/26	XLY
Heptachlor	ND		ug/L	0.05	0.01	0.94	391575	01/04/26	01/05/26	XLY
Aldrin	ND		ug/L	0.05	0.01	0.94	391575	01/04/26	01/05/26	XLY
Heptachlor epoxide	ND		ug/L	0.05	0.009	0.94	391575	01/04/26	01/05/26	XLY
Endosulfan I	ND		ug/L	0.05	0.01	0.94	391575	01/04/26	01/05/26	XLY
Dieldrin	ND		ug/L	0.09	0.01	0.94	391575	01/04/26	01/05/26	XLY
4,4'-DDE	ND		ug/L	0.09	0.01	0.94	391575	01/04/26	01/05/26	XLY
Endrin	ND		ug/L	0.09	0.01	0.94	391575	01/04/26	01/05/26	XLY
Endosulfan II	ND		ug/L	0.09	0.02	0.94	391575	01/04/26	01/05/26	XLY
Endosulfan sulfate	ND		ug/L	0.09	0.01	0.94	391575	01/04/26	01/05/26	XLY
4,4'-DDD	ND		ug/L	0.09	0.01	0.94	391575	01/04/26	01/05/26	XLY
Endrin aldehyde	ND		ug/L	0.09	0.02	0.94	391575	01/04/26	01/05/26	XLY
Endrin ketone	ND		ug/L	0.09	0.02	0.94	391575	01/04/26	01/05/26	XLY
4,4'-DDT	ND		ug/L	0.09	0.03	0.94	391575	01/04/26	01/05/26	XLY
Methoxychlor	ND		ug/L	0.09	0.03	0.94	391575	01/04/26	01/05/26	XLY
Toxaphene	ND		ug/L	1.9	0.4	0.94	391575	01/04/26	01/05/26	XLY
Chlordane (Technical)	ND		ug/L	0.9	0.2	0.94	391575	01/04/26	01/05/26	XLY
Surrogates				Limits						
TCMX	79%		%REC	29-120		0.94	391575	01/04/26	01/05/26	XLY
Decachlorobiphenyl	87%		%REC	33-132		0.94	391575	01/04/26	01/05/26	XLY
Method: EPA 8082 Prep Method: EPA 3510C										
Aroclor-1016	ND		ug/L	0.47	0.29	0.94	391575	01/04/26	01/05/26	XLY
Aroclor-1221	ND		ug/L	0.47	0.44	0.94	391575	01/04/26	01/05/26	XLY
Aroclor-1232	ND		ug/L	0.47	0.26	0.94	391575	01/04/26	01/05/26	XLY

Analysis Results for 550068

550068-001 Analyte	Result	Qual	Units	RL	MDL	DF	Batch	Prepared	Analyzed	Chemist
Aroclor-1242	ND		ug/L	0.47	0.27	0.94	391575	01/04/26	01/05/26	XLY
Aroclor-1248	ND		ug/L	0.47	0.22	0.94	391575	01/04/26	01/05/26	XLY
Aroclor-1254	ND		ug/L	0.47	0.25	0.94	391575	01/04/26	01/05/26	XLY
Aroclor-1260	ND		ug/L	0.47	0.31	0.94	391575	01/04/26	01/05/26	XLY
Aroclor-1262	ND		ug/L	0.47	0.28	0.94	391575	01/04/26	01/05/26	XLY
Aroclor-1268	ND		ug/L	0.47	0.24	0.94	391575	01/04/26	01/05/26	XLY
Surrogates				Limits						
Decachlorobiphenyl (PCB)	73%		%REC	28-138		0.94	391575	01/04/26	01/05/26	XLY
Method: EPA 8260B										
Prep Method: EPA 5030B										
Carbon Disulfide	ND		ug/L	5.0	0.1	1	391466	01/02/26	01/02/26	HMN
Chloroprene	ND		ug/L	200	2.7	1	391466	01/02/26	01/02/26	HMN
3-Chloropropene	ND		ug/L	5.0	0.2	1	391466	01/02/26	01/02/26	HMN
Ethyl methacrylate	ND		ug/L	50	3.9	1	391466	01/02/26	01/02/26	HMN
Ethanol	ND		ug/L	500	160	1	391466	01/02/26	01/02/26	HMN
2-Hexanone	ND		ug/L	5.0	1.3	1	391466	01/02/26	01/02/26	HMN
Isopropanol (IPA)	ND		ug/L	200	96	1	391466	01/02/26	01/02/26	HMN
Methyl acrylonitrile	ND		ug/L	35	4.2	1	391466	01/02/26	01/02/26	HMN
Vinyl Acetate	ND		ug/L	50	3.2	1	391466	01/02/26	01/02/26	HMN
Acrolein	ND		ug/L	200	2.6	1	391466	01/02/26	01/02/26	HMN
Acrylonitrile	ND		ug/L	10	0.7	1	391466	01/02/26	01/02/26	HMN
Freon 12	ND		ug/L	5.0	0.2	1	391466	01/02/26	01/02/26	HMN
Chloromethane	ND		ug/L	5.0	0.09	1	391466	01/02/26	01/02/26	HMN
Vinyl Chloride	ND		ug/L	5.0	0.1	1	391466	01/02/26	01/02/26	HMN
Bromomethane	ND		ug/L	5.0	0.1	1	391466	01/02/26	01/02/26	HMN
Chloroethane	ND		ug/L	5.0	0.1	1	391466	01/02/26	01/02/26	HMN
Trichlorofluoromethane	ND		ug/L	5.0	0.1	1	391466	01/02/26	01/02/26	HMN
Iodomethane	ND		ug/L	5.0		1	391466	01/02/26	01/02/26	HMN
Acetone	ND		ug/L	100	14	1	391466	01/02/26	01/02/26	HMN
Freon 113	ND		ug/L	5.0	0.1	1	391466	01/02/26	01/02/26	HMN
1,1-Dichloroethene	ND		ug/L	5.0	0.1	1	391466	01/02/26	01/02/26	HMN
Methylene Chloride	ND		ug/L	10	0.2	1	391466	01/02/26	01/02/26	HMN
MTBE	ND		ug/L	5.0	0.1	1	391466	01/02/26	01/02/26	HMN
trans-1,2-Dichloroethene	ND		ug/L	5.0	0.1	1	391466	01/02/26	01/02/26	HMN
1,1-Dichloroethane	ND		ug/L	5.0	0.09	1	391466	01/02/26	01/02/26	HMN
2-Butanone	3.0	J	ug/L	10	1.3	1	391466	01/02/26	01/02/26	HMN
cis-1,2-Dichloroethene	ND		ug/L	5.0	0.1	1	391466	01/02/26	01/02/26	HMN
2,2-Dichloropropane	ND		ug/L	5.0	0.2	1	391466	01/02/26	01/02/26	HMN
Chloroform	ND		ug/L	5.0	0.08	1	391466	01/02/26	01/02/26	HMN
Bromochloromethane	ND		ug/L	5.0	0.1	1	391466	01/02/26	01/02/26	HMN
1,1,1-Trichloroethane	ND		ug/L	5.0	0.1	1	391466	01/02/26	01/02/26	HMN
1,1-Dichloropropene	ND		ug/L	5.0	0.1	1	391466	01/02/26	01/02/26	HMN
Carbon Tetrachloride	ND		ug/L	5.0	0.1	1	391466	01/02/26	01/02/26	HMN
1,2-Dichloroethane	ND		ug/L	5.0	0.2	1	391466	01/02/26	01/02/26	HMN
Benzene	ND		ug/L	1.0	0.1	1	391466	01/02/26	01/02/26	HMN
Trichloroethene	ND		ug/L	5.0	0.1	1	391466	01/02/26	01/02/26	HMN
1,2-Dichloropropane	ND		ug/L	5.0	0.09	1	391466	01/02/26	01/02/26	HMN
Bromodichloromethane	ND		ug/L	5.0	0.07	1	391466	01/02/26	01/02/26	HMN
Dibromomethane	ND		ug/L	5.0	0.1	1	391466	01/02/26	01/02/26	HMN
4-Methyl-2-Pentanone	ND		ug/L	5.0	1.0	1	391466	01/02/26	01/02/26	HMN
cis-1,3-Dichloropropene	ND		ug/L	5.0	0.1	1	391466	01/02/26	01/02/26	HMN
Toluene	ND		ug/L	5.0	0.1	1	391466	01/02/26	01/02/26	HMN

Results for any subcontracted analyses are not included in this section.

Analysis Results for 550068

550068-001 Analyte	Result	Qual	Units	RL	MDL	DF	Batch	Prepared	Analyzed	Chemist
trans-1,3-Dichloropropene	ND		ug/L	5.0	0.09	1	391466	01/02/26	01/02/26	HMN
1,1,2-Trichloroethane	ND		ug/L	5.0	0.1	1	391466	01/02/26	01/02/26	HMN
1,3-Dichloropropane	ND		ug/L	5.0	0.07	1	391466	01/02/26	01/02/26	HMN
Tetrachloroethene	ND		ug/L	5.0	0.2	1	391466	01/02/26	01/02/26	HMN
Dibromochloromethane	ND		ug/L	5.0	0.1	1	391466	01/02/26	01/02/26	HMN
1,2-Dibromoethane	ND		ug/L	5.0	0.1	1	391466	01/02/26	01/02/26	HMN
Chlorobenzene	ND		ug/L	5.0	0.1	1	391466	01/02/26	01/02/26	HMN
1,1,1,2-Tetrachloroethane	ND		ug/L	5.0	0.07	1	391466	01/02/26	01/02/26	HMN
Ethylbenzene	ND		ug/L	5.0	0.1	1	391466	01/02/26	01/02/26	HMN
m,p-Xylenes	ND		ug/L	5.0	0.2	1	391466	01/02/26	01/02/26	HMN
o-Xylene	ND		ug/L	5.0	0.1	1	391466	01/02/26	01/02/26	HMN
Styrene	ND		ug/L	5.0	0.1	1	391466	01/02/26	01/02/26	HMN
Bromoform	ND		ug/L	5.0	0.06	1	391466	01/02/26	01/02/26	HMN
Isopropylbenzene	ND		ug/L	5.0	0.1	1	391466	01/02/26	01/02/26	HMN
1,1,2,2-Tetrachloroethane	ND		ug/L	5.0	0.1	1	391466	01/02/26	01/02/26	HMN
1,2,3-Trichloropropane	ND		ug/L	5.0	0.3	1	391466	01/02/26	01/02/26	HMN
Propylbenzene	ND		ug/L	5.0	0.1	1	391466	01/02/26	01/02/26	HMN
Bromobenzene	ND		ug/L	5.0	0.1	1	391466	01/02/26	01/02/26	HMN
1,3,5-Trimethylbenzene	ND		ug/L	5.0	0.1	1	391466	01/02/26	01/02/26	HMN
2-Chlorotoluene	ND		ug/L	5.0	0.1	1	391466	01/02/26	01/02/26	HMN
4-Chlorotoluene	ND		ug/L	5.0	0.2	1	391466	01/02/26	01/02/26	HMN
tert-Butylbenzene	ND		ug/L	5.0	0.1	1	391466	01/02/26	01/02/26	HMN
1,2,4-Trimethylbenzene	ND		ug/L	5.0	0.1	1	391466	01/02/26	01/02/26	HMN
sec-Butylbenzene	ND		ug/L	5.0	0.2	1	391466	01/02/26	01/02/26	HMN
para-Isopropyl Toluene	ND		ug/L	5.0	0.2	1	391466	01/02/26	01/02/26	HMN
1,3-Dichlorobenzene	ND		ug/L	5.0	0.1	1	391466	01/02/26	01/02/26	HMN
1,4-Dichlorobenzene	ND		ug/L	5.0	0.2	1	391466	01/02/26	01/02/26	HMN
n-Butylbenzene	ND		ug/L	5.0	0.1	1	391466	01/02/26	01/02/26	HMN
1,2-Dichlorobenzene	ND		ug/L	5.0	0.1	1	391466	01/02/26	01/02/26	HMN
1,2-Dibromo-3-Chloropropane	ND		ug/L	5.0	0.6	1	391466	01/02/26	01/02/26	HMN
1,2,4-Trichlorobenzene	ND		ug/L	5.0	0.3	1	391466	01/02/26	01/02/26	HMN
Hexachlorobutadiene	ND		ug/L	5.0	0.3	1	391466	01/02/26	01/02/26	HMN
1,2,3-Trichlorobenzene	ND		ug/L	5.0	0.3	1	391466	01/02/26	01/02/26	HMN
cis-1,4-Dichloro-2-butene	ND		ug/L	5.0	0.3	1	391466	01/02/26	01/02/26	HMN
trans-1,4-Dichloro-2-butene	ND		ug/L	5.0	0.3	1	391466	01/02/26	01/02/26	HMN
Xylene (total)	ND		ug/L	5.0		1	391466	01/02/26	01/02/26	HMN
Surrogates				Limits						
Dibromofluoromethane	103%		%REC	70-130		1	391466	01/02/26	01/02/26	HMN
1,2-Dichloroethane-d4	103%		%REC	70-130		1	391466	01/02/26	01/02/26	HMN
Toluene-d8	102%		%REC	70-130		1	391466	01/02/26	01/02/26	HMN
Bromofluorobenzene	94%		%REC	70-130		1	391466	01/02/26	01/02/26	HMN
Method: EPA 8270C-SIM Prep Method: EPA 3535										
1,4-Dioxane	ND		ug/L	5.0	4.4	5	391462	01/02/26	01/08/26	ZFA
Surrogates				Limits						
1,4-Dioxane-d8 (SUR)	99%		%REC	80-120		5	391462	01/02/26	01/08/26	ZFA
Method: EPA 8270C Prep Method: EPA 3510C										
Carbazole	ND		ug/L	9.4	2.6	0.94	391447	01/02/26	01/02/26	TJW
N-Nitrosodimethylamine	ND		ug/L	9.4	2.7	0.94	391447	01/02/26	01/02/26	TJW

Analysis Results for 550068

550068-001 Analyte	Result	Qual	Units	RL	MDL	DF	Batch	Prepared	Analyzed	Chemist
Aniline	ND		ug/L	9.4	2.7	0.94	391447	01/02/26	01/02/26	TJW
bis(2-Chloroethyl)ether	ND		ug/L	24	3.5	0.94	391447	01/02/26	01/02/26	TJW
2-Chlorophenol	ND		ug/L	9.4	3.4	0.94	391447	01/02/26	01/02/26	TJW
1,3-Dichlorobenzene	ND		ug/L	9.4	3.1	0.94	391447	01/02/26	01/02/26	TJW
1,4-Dichlorobenzene	ND		ug/L	9.4	3.2	0.94	391447	01/02/26	01/02/26	TJW
Benzyl alcohol	ND		ug/L	24	5.4	0.94	391447	01/02/26	01/02/26	TJW
1,2-Dichlorobenzene	ND		ug/L	9.4	3.1	0.94	391447	01/02/26	01/02/26	TJW
bis(2-Chloroisopropyl) ether	ND		ug/L	9.4	3.6	0.94	391447	01/02/26	01/02/26	TJW
N-Nitroso-di-n-propylamine	ND		ug/L	9.4	3.6	0.94	391447	01/02/26	01/02/26	TJW
Hexachloroethane	ND		ug/L	9.4	2.8	0.94	391447	01/02/26	01/02/26	TJW
Nitrobenzene	ND		ug/L	24	7.9	0.94	391447	01/02/26	01/02/26	TJW
Isophorone	ND		ug/L	9.4	3.5	0.94	391447	01/02/26	01/02/26	TJW
2-Nitrophenol	ND		ug/L	9.4	5.1	0.94	391447	01/02/26	01/02/26	TJW
2,4-Dimethylphenol	ND		ug/L	9.4	3.1	0.94	391447	01/02/26	01/02/26	TJW
bis(2-Chloroethoxy)methane	ND		ug/L	9.4	3.5	0.94	391447	01/02/26	01/02/26	TJW
2,4-Dichlorophenol	ND		ug/L	9.4	3.5	0.94	391447	01/02/26	01/02/26	TJW
1,2,4-Trichlorobenzene	ND		ug/L	9.4	3.2	0.94	391447	01/02/26	01/02/26	TJW
4-Chloroaniline	ND		ug/L	9.4	2.9	0.94	391447	01/02/26	01/02/26	TJW
Hexachlorobutadiene	ND		ug/L	9.4	2.1	0.94	391447	01/02/26	01/02/26	TJW
4-Chloro-3-methylphenol	ND		ug/L	9.4	3.4	0.94	391447	01/02/26	01/02/26	TJW
2-Methylnaphthalene	ND		ug/L	9.4	3.2	0.94	391447	01/02/26	01/02/26	TJW
Hexachlorocyclopentadiene	ND		ug/L	24	7.4	0.94	391447	01/02/26	01/02/26	TJW
2,4,6-Trichlorophenol	ND		ug/L	9.4	3.8	0.94	391447	01/02/26	01/02/26	TJW
2,4,5-Trichlorophenol	ND		ug/L	9.4	3.5	0.94	391447	01/02/26	01/02/26	TJW
2-Chloronaphthalene	ND		ug/L	9.4	3.2	0.94	391447	01/02/26	01/02/26	TJW
2-Nitroaniline	ND		ug/L	47	4.1	0.94	391447	01/02/26	01/02/26	TJW
Dimethylphthalate	ND		ug/L	9.4	3.2	0.94	391447	01/02/26	01/02/26	TJW
Acenaphthylene	ND		ug/L	9.4	3.6	0.94	391447	01/02/26	01/02/26	TJW
2,6-Dinitrotoluene	ND		ug/L	9.4	4.2	0.94	391447	01/02/26	01/02/26	TJW
3-Nitroaniline	ND		ug/L	9.4	3.8	0.94	391447	01/02/26	01/02/26	TJW
Acenaphthene	ND		ug/L	9.4	3.1	0.94	391447	01/02/26	01/02/26	TJW
2,4-Dinitrophenol	ND		ug/L	47	14	0.94	391447	01/02/26	01/02/26	TJW
4-Nitrophenol	ND		ug/L	9.4	8.0	0.94	391447	01/02/26	01/02/26	TJW
Dibenzofuran	ND		ug/L	9.4	3.0	0.94	391447	01/02/26	01/02/26	TJW
2,4-Dinitrotoluene	ND		ug/L	9.4	4.0	0.94	391447	01/02/26	01/02/26	TJW
Diethylphthalate	ND		ug/L	9.4	2.8	0.94	391447	01/02/26	01/02/26	TJW
Fluorene	ND		ug/L	9.4	2.9	0.94	391447	01/02/26	01/02/26	TJW
4-Chlorophenyl-phenylether	ND		ug/L	9.4	2.9	0.94	391447	01/02/26	01/02/26	TJW
4-Nitroaniline	ND		ug/L	9.4	3.2	0.94	391447	01/02/26	01/02/26	TJW
4,6-Dinitro-2-methylphenol	ND		ug/L	47	16	0.94	391447	01/02/26	01/02/26	TJW
N-Nitrosodiphenylamine	ND		ug/L	9.4	3.7	0.94	391447	01/02/26	01/02/26	TJW
1,2-diphenylhydrazine (as azobenzene)	ND		ug/L	9.4	2.8	0.94	391447	01/02/26	01/02/26	TJW
4-Bromophenyl-phenylether	ND		ug/L	9.4	3.1	0.94	391447	01/02/26	01/02/26	TJW
Hexachlorobenzene	ND		ug/L	9.4	2.9	0.94	391447	01/02/26	01/02/26	TJW
Pentachlorophenol	ND		ug/L	24	5.4	0.94	391447	01/02/26	01/02/26	TJW
Phenanthrene	ND		ug/L	9.4	2.8	0.94	391447	01/02/26	01/02/26	TJW
Anthracene	ND		ug/L	9.4	2.6	0.94	391447	01/02/26	01/02/26	TJW
Di-n-butylphthalate	ND		ug/L	9.4	2.8	0.94	391447	01/02/26	01/02/26	TJW
Fluoranthene	ND		ug/L	9.4	2.7	0.94	391447	01/02/26	01/02/26	TJW
Benzidine	ND		ug/L	47	18	0.94	391447	01/02/26	01/02/26	TJW
Pyrene	ND		ug/L	9.4	2.5	0.94	391447	01/02/26	01/02/26	TJW

Analysis Results for 550068

550068-001 Analyte	Result	Qual	Units	RL	MDL	DF	Batch	Prepared	Analyzed	Chemist
Butylbenzylphthalate	ND		ug/L	9.4	3.4	0.94	391447	01/02/26	01/02/26	TJW
3,3'-Dichlorobenzidine	ND		ug/L	24	4.9	0.94	391447	01/02/26	01/02/26	TJW
Benzo(a)anthracene	ND		ug/L	9.4	2.3	0.94	391447	01/02/26	01/02/26	TJW
Chrysene	ND		ug/L	9.4	2.3	0.94	391447	01/02/26	01/02/26	TJW
bis(2-Ethylhexyl)phthalate	ND		ug/L	9.4	3.1	0.94	391447	01/02/26	01/02/26	TJW
Di-n-octylphthalate	ND		ug/L	9.4	4.4	0.94	391447	01/02/26	01/02/26	TJW
Benzo(b)fluoranthene	ND		ug/L	9.4	2.9	0.94	391447	01/02/26	01/02/26	TJW
Benzo(k)fluoranthene	ND		ug/L	9.4	2.9	0.94	391447	01/02/26	01/02/26	TJW
Benzo(a)pyrene	ND		ug/L	9.4	3.0	0.94	391447	01/02/26	01/02/26	TJW
Indeno(1,2,3-cd)pyrene	ND		ug/L	9.4	4.0	0.94	391447	01/02/26	01/02/26	TJW
Dibenz(a,h)anthracene	ND		ug/L	9.4	3.9	0.94	391447	01/02/26	01/02/26	TJW
Benzo(g,h,i)perylene	ND		ug/L	9.4	3.9	0.94	391447	01/02/26	01/02/26	TJW
Surrogates				Limits						
2-Fluorophenol	29%		%REC	15-120		0.94	391447	01/02/26	01/02/26	TJW
Phenol-d6	19%		%REC	15-120		0.94	391447	01/02/26	01/02/26	TJW
2,4,6-Tribromophenol	85%		%REC	15-140		0.94	391447	01/02/26	01/02/26	TJW
Nitrobenzene-d5	79%		%REC	15-123		0.94	391447	01/02/26	01/02/26	TJW
2-Fluorobiphenyl	74%		%REC	15-120		0.94	391447	01/02/26	01/02/26	TJW
Terphenyl-d14	75%		%REC	15-120		0.94	391447	01/02/26	01/02/26	TJW
Method: SM 4500-CN-E Prep Method: METHOD										
Cyanide	ND		mg/L	0.0050	0.0017	0.5	391494	01/02/26	01/05/26	CKN
Method: SM 4500-P-B5-E										
Phosphorus	1.0		mg/L	0.040	0.028	2	391739	01/06/26	01/07/26	RDL
Method: SM 4500-S2-D Prep Method: METHOD										
Sulfide	ND		mg/L	0.10		1	391530	01/03/26	01/03/26	TXC
Method: SM 5310B Prep Method: SM 5310B										
Total Organic Carbon	40		mg/L	1.0	0.49	1	391521	01/03/26	01/03/26	BDR
Method: SM 9221B Prep Method: METHOD										
Coliform, Total	>1,600		MPN/100ml	1.8		1	391445	01/01/26 13:40	01/03/26 13:10	BPH
Method: SM 9221F										
Coliform, E. Coli	240		MPN/100ml	1.8		1	391445	01/01/26 13:40	01/03/26 13:10	BPH
Method: SM2130B										
Turbidity	300		NTU	0.20	0.12	1	391491	01/02/26 11:39	01/02/26 11:39	LVL
Method: SM2320B Prep Method: METHOD										
Bicarbonate	140		mg/L	6.0		2.5	391737	01/06/26	01/06/26	WWC
Alkalinity, Total as CaCO3	110		mg/L	5.0		2.5	391737	01/06/26	01/06/26	WWC
Method: SM2510B Prep Method: METHOD										
Specific Conductance	830		umhos/cm	1.0		1	391572	01/04/26	01/04/26	CDR
Method: SM2540C Prep Method: METHOD										
Total Dissolved Solids	740		mg/L	20		2	391571	01/04/26	01/05/26	CDR

Analysis Results for 550068

550068-001 Analyte	Result	Qual	Units	RL	MDL	DF	Batch	Prepared	Analyzed	Chemist
Method: SM2540D Prep Method: METHOD										
Total Suspended Solids	250		mg/L	0.5			1 391504	01/02/26	01/02/26	CKN
Method: SM5210B Prep Method: METHOD										
Biochemical Oxygen Demand	5.2		mg/L	3.0			1 391455	01/02/26 14:30	01/07/26 10:41	ARM
Method: SM5220D Prep Method: SM 5220D										
Chemical Oxygen Demand	100		mg/L	4.0	2.0		1 391456	01/02/26	01/02/26	ARM

Sample ID: SOUTH - UNDILUTED 1,4-DIOXANE	Lab ID: 550068-002 Matrix: Water	Collected: 01/01/26 09:00
--	---	----------------------------------

550068-002 Analyte	Result	Qual	Units	RL	MDL	DF	Batch	Prepared	Analyzed	Chemist
Method: EPA 8270C-SIM Prep Method: EPA 3535										
1,4-Dioxane	ND	H	ug/L	1.0	0.84	1	392611	01/15/26	01/15/26	MSS
Surrogates				Limits						
1,4-Dioxane-d8 (SUR)	98%	H	%REC	80-120		1	392611	01/15/26	01/15/26	MSS

- > Value exceeds indicated concentration
- H Holding time was exceeded
- J Estimated value
- ND Not Detected

Batch QC

Type: Blank	Lab ID: QC1327554	Batch: 391559
Matrix: Water	Method: EPA 1664A	Prep Method: METHOD

QC1327554 Analyte	Result	Qual	Units	RL	MDL	Prepared	Analyzed
Total Oil and Grease	ND		mg/L	5.0	0.97	01/04/26	01/05/26

Type: Lab Control Sample	Lab ID: QC1327555	Batch: 391559
Matrix: Water	Method: EPA 1664A	Prep Method: METHOD

QC1327555 Analyte	Result	Spiked	Units	Recovery	Qual	Limits
Total Oil and Grease	32.50	40.00	mg/L	81%		78-114

Type: Lab Control Sample Duplicate	Lab ID: QC1327556	Batch: 391559
Matrix: Water	Method: EPA 1664A	Prep Method: METHOD

QC1327556 Analyte	Result	Spiked	Units	Recovery	Qual	Limits	RPD	Lim
Total Oil and Grease	35.10	40.00	mg/L	88%		78-114	8	18

Type: Matrix Spike	Lab ID: QC1327157	Batch: 391450
Matrix (Source ID): Water (550042-001)	Method: EPA 200.7	Prep Method: EPA 3015A

QC1327157 Analyte	Result	Source Sample Result	Spiked	Units	Recovery	Qual	Limits	DF
Calcium	59.82	40.98	20.40	mg/L	92%		75-125	1
Iron	0.8913	0.5655	0.4000	mg/L	81%		75-125	1
Magnesium	29.17	8.678	20.40	mg/L	100%		75-125	1
Potassium	55.10	30.36	24.00	mg/L	103%		75-125	1
Sodium	464.1	450.0	20.40	mg/L	69%	NM	75-125	1

Type: Matrix Spike Duplicate	Lab ID: QC1327158	Batch: 391450
Matrix (Source ID): Water (550042-001)	Method: EPA 200.7	Prep Method: EPA 3015A

QC1327158 Analyte	Result	Source Sample Result	Spiked	Units	Recovery	Qual	Limits	RPD	Lim	DF
Calcium	59.39	40.98	20.40	mg/L	90%		75-125	1	20	1
Iron	0.8887	0.5655	0.4000	mg/L	81%		75-125	0	20	1
Magnesium	28.67	8.678	20.40	mg/L	98%		75-125	2	20	1
Potassium	54.57	30.36	24.00	mg/L	101%		75-125	1	20	1
Sodium	464.6	450.0	20.40	mg/L	72%	NM	75-125	0	20	1

Batch QC

Type: Blank	Lab ID: QC1327159	Batch: 391450
Matrix: Water	Method: EPA 200.7	Prep Method: EPA 3015A

QC1327159 Analyte	Result	Qual	Units	RL	MDL	Prepared	Analyzed
Calcium	ND		mg/L	0.10	0.0095	01/02/26	01/02/26
Iron	ND		mg/L	0.020	0.017	01/02/26	01/02/26
Magnesium	ND		mg/L	0.10	0.017	01/02/26	01/02/26
Potassium	ND		mg/L	0.50	0.20	01/02/26	01/02/26
Sodium	ND		mg/L	0.50	0.017	01/02/26	01/02/26

Type: Lab Control Sample	Lab ID: QC1327160	Batch: 391450
Matrix: Water	Method: EPA 200.7	Prep Method: EPA 3015A

QC1327160 Analyte	Result	Spiked	Units	Recovery	Qual	Limits
Calcium	19.94	20.40	mg/L	98%		85-115
Iron	0.3892	0.4000	mg/L	97%		85-115
Magnesium	21.16	20.40	mg/L	104%		85-115
Potassium	24.13	24.00	mg/L	101%		85-115
Sodium	20.56	20.40	mg/L	101%		85-115

Type: Serial Dilution	Lab ID: QC1327286	Batch: 391450
Matrix (Source ID): Water (550065-002)	Method: EPA 200.7	Prep Method: EPA 3015A

QC1327286 Analyte	Result	Source Sample Result	Units	Qual	RPD	RPD Lim	DF
Calcium	241.3	230.7	mg/L				5
Iron	86.26	81.02	mg/L				50
Magnesium	45.69	43.64	mg/L				5
Potassium	30.75	30.93	mg/L				5
Sodium	49.87	49.11	mg/L				5

Batch QC

Type: Lab Control Sample	Lab ID: QC1327405	Batch: 391518
Matrix: Filtrate	Method: EPA 200.8	Prep Method: EPA 3015A

QC1327405 Analyte	Result	Spiked	Units	Recovery	Qual	Limits
Antimony	111.0	100.0	ug/L	111%		85-115
Arsenic	103.6	100.0	ug/L	104%		85-115
Barium	101.8	100.0	ug/L	102%		85-115
Beryllium	97.06	100.0	ug/L	97%		85-115
Boron	98.65	100.0	ug/L	99%		85-115
Cadmium	104.7	100.0	ug/L	105%		85-115
Chromium	102.8	100.0	ug/L	103%		85-115
Cobalt	104.3	100.0	ug/L	104%		85-115
Copper	102.3	100.0	ug/L	102%		85-115
Lead	104.6	100.0	ug/L	105%		85-115
Manganese	101.5	100.0	ug/L	102%		85-115
Nickel	103.7	100.0	ug/L	104%		85-115
Selenium	99.10	100.0	ug/L	99%		85-115
Silver	53.86	50.00	ug/L	108%		85-115
Thallium	102.9	100.0	ug/L	103%		85-115
Tin	103.9	100.0	ug/L	104%		85-115
Vanadium	102.7	100.0	ug/L	103%		85-115
Zinc	104.0	100.0	ug/L	104%		85-115

Type: Blank	Lab ID: QC1327406	Batch: 391518
Matrix: Water	Method: EPA 200.8	Prep Method: EPA 3015A

QC1327406 Analyte	Result	Qual	Units	RL	MDL	Prepared	Analyzed
Antimony	ND		ug/L	2.0	1.0	01/02/26	01/06/26
Arsenic	ND		ug/L	2.0	0.27	01/02/26	01/06/26
Barium	ND		ug/L	5.0	0.44	01/02/26	01/06/26
Beryllium	ND		ug/L	1.0	0.060	01/02/26	01/06/26
Boron	ND		ug/L	10	5.7	01/02/26	01/07/26
Cadmium	ND		ug/L	1.0	0.072	01/02/26	01/06/26
Chromium	ND		ug/L	5.0	0.43	01/02/26	01/06/26
Cobalt	ND		ug/L	1.0	0.090	01/02/26	01/06/26
Copper	ND		ug/L	3.0	0.96	01/02/26	01/06/26
Lead	ND		ug/L	5.0	0.23	01/02/26	01/06/26
Manganese	ND		ug/L	10	3.8	01/02/26	01/06/26
Nickel	ND		ug/L	5.0	1.3	01/02/26	01/06/26
Selenium	ND		ug/L	4.0	1.9	01/02/26	01/06/26
Silver	ND		ug/L	5.0	0.37	01/02/26	01/06/26
Thallium	ND		ug/L	1.0	0.25	01/02/26	01/06/26
Tin	ND		ug/L	5.0	1.5	01/02/26	01/06/26
Vanadium	ND		ug/L	5.0	0.36	01/02/26	01/06/26
Zinc	ND		ug/L	10	7.6	01/02/26	01/06/26

Batch QC

Type: Matrix Spike	Lab ID: QC1327407	Batch: 391518
Matrix (Source ID): Water (550032-001)	Method: EPA 200.8	Prep Method: EPA 3015A

QC1327407 Analyte	Result	Source Sample Result	Spiked	Units	Recovery	Qual	Limits	DF
Antimony	86.00	ND	100.0	ug/L	86%		70-130	10
Arsenic	104.3	ND	100.0	ug/L	104%		70-130	10
Barium	230.7	113.7	100.0	ug/L	117%		70-130	10
Beryllium	105.5	ND	100.0	ug/L	106%		70-130	10
Boron	699.5	572.3	100.0	ug/L	127%	NM	70-130	10
Cadmium	104.4	ND	100.0	ug/L	104%		70-130	10
Chromium	110.3	8.240	100.0	ug/L	102%		70-130	10
Cobalt	105.1	2.930	100.0	ug/L	102%		70-130	10
Copper	113.9	ND	100.0	ug/L	114%		70-130	10
Lead	105.7	ND	100.0	ug/L	106%		70-130	10
Manganese	264.3	150.5	100.0	ug/L	114%		70-130	10
Nickel	124.5	20.02	100.0	ug/L	104%		70-130	10
Selenium	81.41	ND	100.0	ug/L	81%		70-130	10
Silver	51.68	ND	50.00	ug/L	103%		70-130	10
Thallium	102.9	ND	100.0	ug/L	103%		70-130	10
Tin	48.02	ND	100.0	ug/L	48%	*	70-130	10
Vanadium	112.1	9.040	100.0	ug/L	103%		70-130	10
Zinc	160.1	ND	100.0	ug/L	160%	*	70-130	10

Type: Matrix Spike Duplicate	Lab ID: QC1327408	Batch: 391518
Matrix (Source ID): Water (550032-001)	Method: EPA 200.8	Prep Method: EPA 3015A

QC1327408 Analyte	Result	Source Sample Result	Spiked	Units	Recovery	Qual	Limits	RPD	RPD Lim	DF
Antimony	91.28	ND	100.0	ug/L	91%		70-130	6	20	10
Arsenic	108.8	ND	100.0	ug/L	109%		70-130	4	20	10
Barium	239.9	113.7	100.0	ug/L	126%		70-130	4	20	10
Beryllium	103.0	ND	100.0	ug/L	103%		70-130	2	20	10
Boron	692.7	572.3	100.0	ug/L	120%	NM	70-130	1	20	10
Cadmium	107.1	ND	100.0	ug/L	107%		70-130	3	20	10
Chromium	121.8	8.240	100.0	ug/L	114%		70-130	10	20	10
Cobalt	111.2	2.930	100.0	ug/L	108%		70-130	6	20	10
Copper	116.5	ND	100.0	ug/L	117%		70-130	2	20	10
Lead	108.2	ND	100.0	ug/L	108%		70-130	2	20	10
Manganese	289.2	150.5	100.0	ug/L	139%	*	70-130	9	20	10
Nickel	130.9	20.02	100.0	ug/L	111%		70-130	5	20	10
Selenium	77.64	ND	100.0	ug/L	78%		70-130	5	20	10
Silver	55.21	ND	50.00	ug/L	110%		70-130	7	20	10
Thallium	105.5	ND	100.0	ug/L	105%		70-130	2	20	10
Tin	50.37	ND	100.0	ug/L	50%	*	70-130	5	20	10
Vanadium	118.4	9.040	100.0	ug/L	109%		70-130	5	20	10
Zinc	170.1	ND	100.0	ug/L	170%	*	70-130	6	20	10

Batch QC

Type: Matrix Spike	Lab ID: QC1327409	Batch: 391518
Matrix (Source ID): Water (550066-001)	Method: EPA 200.8	Prep Method: EPA 3015A

QC1327409 Analyte	Result	Source Sample Result	Spiked	Units	Recovery	Qual	Limits	DF
Antimony	91.90	ND	100.0	ug/L	92%		70-130	10
Arsenic	101.7	ND	100.0	ug/L	102%		70-130	10
Barium	95.05	ND	100.0	ug/L	95%		70-130	10
Beryllium	93.87	ND	100.0	ug/L	94%		70-130	10
Boron	110.4	ND	100.0	ug/L	110%		70-130	10
Cadmium	84.24	ND	100.0	ug/L	84%		70-130	10
Chromium	96.48	ND	100.0	ug/L	96%		70-130	10
Cobalt	98.85	ND	100.0	ug/L	99%		70-130	10
Copper	109.8	ND	100.0	ug/L	110%		70-130	10
Lead	93.62	ND	100.0	ug/L	94%		70-130	10
Manganese	126.5	ND	100.0	ug/L	127%		70-130	10
Nickel	104.0	ND	100.0	ug/L	104%		70-130	10
Selenium	73.99	ND	100.0	ug/L	74%		70-130	10
Silver	42.87	ND	50.00	ug/L	86%		70-130	10
Thallium	93.00	ND	100.0	ug/L	93%		70-130	10
Tin	93.01	ND	100.0	ug/L	93%		70-130	10
Vanadium	98.42	ND	100.0	ug/L	98%		70-130	10
Zinc	475.0	382.7	100.0	ug/L	92%		70-130	10

Type: Matrix Spike Duplicate	Lab ID: QC1327410	Batch: 391518
Matrix (Source ID): Water (550066-001)	Method: EPA 200.8	Prep Method: EPA 3015A

QC1327410 Analyte	Result	Source Sample Result	Spiked	Units	Recovery	Qual	Limits	RPD	RPD Lim	DF
Antimony	112.9	ND	100.0	ug/L	113%		70-130	21*	20	10
Arsenic	118.0	ND	100.0	ug/L	118%		70-130	15	20	10
Barium	121.5	ND	100.0	ug/L	121%		70-130	24*	20	10
Beryllium	105.3	ND	100.0	ug/L	105%		70-130	12	20	10
Boron	140.3	ND	100.0	ug/L	140%	*	70-130	24*	20	10
Cadmium	107.3	ND	100.0	ug/L	107%		70-130	24*	20	10
Chromium	117.5	ND	100.0	ug/L	118%		70-130	20	20	10
Cobalt	114.0	ND	100.0	ug/L	114%		70-130	14	20	10
Copper	126.2	ND	100.0	ug/L	126%		70-130	14	20	10
Lead	110.2	ND	100.0	ug/L	110%		70-130	16	20	10
Manganese	137.9	ND	100.0	ug/L	138%	*	70-130	9	20	10
Nickel	121.0	ND	100.0	ug/L	121%		70-130	15	20	10
Selenium	92.26	ND	100.0	ug/L	92%		70-130	22*	20	10
Silver	53.82	ND	50.00	ug/L	108%		70-130	23*	20	10
Thallium	111.8	ND	100.0	ug/L	112%		70-130	18	20	10
Tin	109.4	ND	100.0	ug/L	109%		70-130	16	20	10
Vanadium	116.5	ND	100.0	ug/L	116%		70-130	17	20	10
Zinc	526.7	382.7	100.0	ug/L	144%	*	70-130	10	20	10

Batch QC

Type: Blank	Lab ID: QC1327149	Batch: 391448
Matrix: Water	Method: EPA 245.1	Prep Method: EPA 245.1

QC1327149 Analyte	Result	Qual	Units	RL	MDL	Prepared	Analyzed
Mercury	ND		ug/L	0.40	0.032	01/02/26	01/02/26

Type: Lab Control Sample	Lab ID: QC1327150	Batch: 391448
Matrix: Filtrate	Method: EPA 245.1	Prep Method: EPA 245.1

QC1327150 Analyte	Result	Spiked	Units	Recovery	Qual	Limits
Mercury	4.876	5.000	ug/L	98%		85-115

Type: Matrix Spike	Lab ID: QC1327151	Batch: 391448
Matrix (Source ID): Water (549903-001)	Method: EPA 245.1	Prep Method: EPA 245.1

QC1327151 Analyte	Result	Source Sample Result	Spiked	Units	Recovery	Qual	Limits	DF
Mercury	4.415	0.2832	5.000	ug/L	83%		75-125	1

Type: Matrix Spike Duplicate	Lab ID: QC1327152	Batch: 391448
Matrix (Source ID): Water (549903-001)	Method: EPA 245.1	Prep Method: EPA 245.1

QC1327152 Analyte	Result	Source Sample Result	Spiked	Units	Recovery	Qual	Limits	RPD	RPD Lim	DF
Mercury	4.488	0.2832	5.000	ug/L	84%		75-125	2	20	1

Type: Matrix Spike	Lab ID: QC1327161	Batch: 391448
Matrix (Source ID): Water (550054-001)	Method: EPA 245.1	Prep Method: EPA 245.1

QC1327161 Analyte	Result	Source Sample Result	Spiked	Units	Recovery	Qual	Limits	DF
Mercury	933.3	9.998	1000	ug/L	92%		75-125	200

Type: Matrix Spike Duplicate	Lab ID: QC1327162	Batch: 391448
Matrix (Source ID): Water (550054-001)	Method: EPA 245.1	Prep Method: EPA 245.1

QC1327162 Analyte	Result	Source Sample Result	Spiked	Units	Recovery	Qual	Limits	RPD	RPD Lim	DF
Mercury	980.2	9.998	1000	ug/L	97%		75-125	5	20	200

Batch QC

Type: Blank	Lab ID: QC1327134	Batch: 391443
Matrix: Water	Method: EPA 300.0	Prep Method: METHOD

QC1327134 Analyte	Result	Qual	Units	RL	MDL	Prepared	Analyzed
Fluoride	ND		mg/L	0.20	0.072	01/01/26 13:30	01/01/26 14:08
Chloride	ND		mg/L	1.0	0.27	01/01/26 13:30	01/01/26 14:08
Nitrogen, Nitrite	ND		mg/L	0.10	0.02	01/01/26 13:30	01/01/26 14:08
Bromide	ND		mg/L	0.30	0.060	01/01/26 13:30	01/01/26 14:08
Nitrogen, Nitrate	ND		mg/L	0.10	0.05	01/01/26 13:30	01/01/26 14:08
Sulfate	ND		mg/L	1.0	0.25	01/01/26 13:30	01/01/26 14:08

Type: Lab Control Sample	Lab ID: QC1327135	Batch: 391443
Matrix: Water	Method: EPA 300.0	Prep Method: METHOD

QC1327135 Analyte	Result	Spiked	Units	Recovery	Qual	Limits
Fluoride	9.813	10.00	mg/L	98%		90-110
Chloride	46.86	50.00	mg/L	94%		90-110
Nitrogen, Nitrite	4.560	4.567	mg/L	100%		90-110
Bromide	14.60	15.00	mg/L	97%		90-110
Nitrogen, Nitrate	4.383	4.518	mg/L	97%		90-110
Sulfate	24.71	25.00	mg/L	99%		90-110

Type: Matrix Spike	Lab ID: QC1327136	Batch: 391443
Matrix (Source ID): Water (550068-001)	Method: EPA 300.0	Prep Method: METHOD

QC1327136 Analyte	Result	Source Sample Result	Spiked	Units	Recovery	Qual	Limits	DF
Fluoride	28.95	0.1598	20.00	mg/L	144%	*	80-129	1
Chloride	179.2	39.16	100.0	mg/L	140%	*	80-123	1
Nitrogen, Nitrite	13.10	0.08577	9.134	mg/L	142%	*	80-122	1
Bromide	20.94	0.09607	15.00	mg/L	139%	*	80-121	1
Nitrogen, Nitrate	14.60	1.970	9.036	mg/L	140%	*	80-123	1
Sulfate	248.4	194.9	50.00	mg/L	107%	E	79-124	1

Type: Matrix Spike Duplicate	Lab ID: QC1327137	Batch: 391443
Matrix (Source ID): Water (550068-001)	Method: EPA 300.0	Prep Method: METHOD

QC1327137 Analyte	Result	Source Sample Result	Spiked	Units	Recovery	Qual	Limits	RPD	RPD Lim	DF
Fluoride	23.59	0.1598	20.00	mg/L	117%		80-129	20	21	1
Chloride	154.7	39.16	100.0	mg/L	116%		80-123	15	20	1
Nitrogen, Nitrite	10.76	0.08577	9.134	mg/L	117%		80-122	20	21	1
Bromide	17.10	0.09607	15.00	mg/L	113%		80-121	20	20	1
Nitrogen, Nitrate	12.24	1.970	9.036	mg/L	114%		80-123	18	20	1
Sulfate	239.2	194.9	50.00	mg/L	88%	E	79-124		20	1

Batch QC

Type: Blank	Lab ID: QC1327674	Batch: 391593
Matrix: Water	Method: EPA 350.1	Prep Method: METHOD

QC1327674 Analyte	Result	Qual	Units	RL	MDL	Prepared	Analyzed
Ammonia-N	ND		mg/L	0.10	0.068	01/05/26	01/05/26

Type: Lab Control Sample	Lab ID: QC1327675	Batch: 391593
Matrix: Water	Method: EPA 350.1	Prep Method: METHOD

QC1327675 Analyte	Result	Spiked	Units	Recovery	Qual	Limits
Ammonia-N	0.9693	1.000	mg/L	97%		90-110

Type: Matrix Spike	Lab ID: QC1327676	Batch: 391593
Matrix (Source ID): Water (549813-002)	Method: EPA 350.1	Prep Method: METHOD

QC1327676 Analyte	Result	Source Sample Result	Spiked	Units	Recovery	Qual	Limits	DF
Ammonia-N	1.046	ND	1.000	mg/L	105%		90-110	1

Type: Matrix Spike Duplicate	Lab ID: QC1327677	Batch: 391593
Matrix (Source ID): Water (549813-002)	Method: EPA 350.1	Prep Method: METHOD

QC1327677 Analyte	Result	Source Sample Result	Spiked	Units	Recovery	Qual	Limits	RPD	RPD Lim	DF
Ammonia-N	1.013	ND	1.000	mg/L	101%		90-110	3	20	1

Type: Matrix Spike	Lab ID: QC1327684	Batch: 391593
Matrix (Source ID): Water (549813-006)	Method: EPA 350.1	Prep Method: METHOD

QC1327684 Analyte	Result	Source Sample Result	Spiked	Units	Recovery	Qual	Limits	DF
Ammonia-N	0.9370	ND	1.000	mg/L	94%		90-110	1

Type: Matrix Spike Duplicate	Lab ID: QC1327685	Batch: 391593
Matrix (Source ID): Water (549813-006)	Method: EPA 350.1	Prep Method: METHOD

QC1327685 Analyte	Result	Source Sample Result	Spiked	Units	Recovery	Qual	Limits	RPD	RPD Lim	DF
Ammonia-N	0.9160	ND	1.000	mg/L	92%		90-110	2	20	1

Type: Blank	Lab ID: QC1330234	Batch: 392363
Matrix: Water	Method: EPA 420.1	Prep Method: METHOD

QC1330234 Analyte	Result	Qual	Units	RL	MDL	Prepared	Analyzed
Total Phenolics	ND		mg/L	0.010	0.0065	01/13/26	01/13/26

Batch QC

Type: Lab Control Sample	Lab ID: QC1330235	Batch: 392363
Matrix: Water	Method: EPA 420.1	Prep Method: METHOD

QC1330235 Analyte	Result	Spiked	Units	Recovery	Qual	Limits
Total Phenolics	0.08400	0.08000	mg/L	105%		80-120

Type: Lab Control Sample Duplicate	Lab ID: QC1330236	Batch: 392363
Matrix: Water	Method: EPA 420.1	Prep Method: METHOD

QC1330236 Analyte	Result	Spiked	Units	Recovery	Qual	Limits	RPD	Lim
Total Phenolics	0.08000	0.08000	mg/L	100%		80-120	5	20

Batch QC

Type: Blank	Lab ID: QC1327145	Batch: 391447
Matrix: Water		

QC1327145 Analyte	Result	Qual	Units	RL	MDL	Prepared	Analyzed
Method: EPA 625.1							
Prep Method: EPA 3510C							
a-Terpineol	ND		ug/L	10	2.1	01/02/26	01/03/26
Pyridine	ND		ug/L	10	2.8	01/02/26	01/02/26
Phenol	ND		ug/L	10	2.1	01/02/26	01/02/26
2-Methylphenol	ND		ug/L	10	3.2	01/02/26	01/02/26
3-,4-Methylphenol	ND		ug/L	10	3.0	01/02/26	01/02/26
Benzoic acid	ND		ug/L	50	11	01/02/26	01/02/26
Naphthalene	ND		ug/L	10	3.6	01/02/26	01/02/26
Cresol	ND		ug/L	10		01/02/26	01/02/26
Method: EPA 8270C							
Prep Method: EPA 3510C							
Carbazole	ND		ug/L	10	2.8	01/02/26	01/02/26
N-Nitrosodimethylamine	ND		ug/L	10	2.9	01/02/26	01/02/26
Aniline	ND		ug/L	10	2.8	01/02/26	01/02/26
bis(2-Chloroethyl)ether	ND		ug/L	25	3.7	01/02/26	01/02/26
2-Chlorophenol	ND		ug/L	10	3.6	01/02/26	01/02/26
1,3-Dichlorobenzene	ND		ug/L	10	3.3	01/02/26	01/02/26
1,4-Dichlorobenzene	ND		ug/L	10	3.4	01/02/26	01/02/26
Benzyl alcohol	ND		ug/L	25	5.8	01/02/26	01/02/26
1,2-Dichlorobenzene	ND		ug/L	10	3.3	01/02/26	01/02/26
bis(2-Chloroisopropyl) ether	ND		ug/L	10	3.8	01/02/26	01/02/26
N-Nitroso-di-n-propylamine	ND		ug/L	10	3.9	01/02/26	01/02/26
Hexachloroethane	ND		ug/L	10	3.0	01/02/26	01/02/26
Nitrobenzene	ND		ug/L	25	8.4	01/02/26	01/02/26
Isophorone	ND		ug/L	10	3.7	01/02/26	01/02/26
2-Nitrophenol	ND		ug/L	10	5.4	01/02/26	01/02/26
2,4-Dimethylphenol	ND		ug/L	10	3.2	01/02/26	01/02/26
bis(2-Chloroethoxy)methane	ND		ug/L	10	3.7	01/02/26	01/02/26
2,4-Dichlorophenol	ND		ug/L	10	3.7	01/02/26	01/02/26
1,2,4-Trichlorobenzene	ND		ug/L	10	3.4	01/02/26	01/02/26
4-Chloroaniline	ND		ug/L	10	3.1	01/02/26	01/02/26
Hexachlorobutadiene	ND		ug/L	10	2.2	01/02/26	01/02/26
4-Chloro-3-methylphenol	ND		ug/L	10	3.6	01/02/26	01/02/26
2-Methylnaphthalene	ND		ug/L	10	3.4	01/02/26	01/02/26
Hexachlorocyclopentadiene	ND		ug/L	25	7.8	01/02/26	01/02/26
2,4,6-Trichlorophenol	ND		ug/L	10	4.1	01/02/26	01/02/26
2,4,5-Trichlorophenol	ND		ug/L	10	3.7	01/02/26	01/02/26
2-Chloronaphthalene	ND		ug/L	10	3.4	01/02/26	01/02/26
2-Nitroaniline	ND		ug/L	50	4.3	01/02/26	01/02/26
Dimethylphthalate	ND		ug/L	10	3.4	01/02/26	01/02/26
Acenaphthylene	ND		ug/L	10	3.9	01/02/26	01/02/26
2,6-Dinitrotoluene	ND		ug/L	10	4.4	01/02/26	01/02/26
3-Nitroaniline	ND		ug/L	10	4.0	01/02/26	01/02/26
Acenaphthene	ND		ug/L	10	3.2	01/02/26	01/02/26
2,4-Dinitrophenol	ND		ug/L	50	15	01/02/26	01/02/26
4-Nitrophenol	ND		ug/L	10	8.5	01/02/26	01/02/26

Batch QC

QC1327145 Analyte	Result	Qual	Units	RL	MDL	Prepared	Analyzed
Dibenzofuran	ND		ug/L	10	3.2	01/02/26	01/02/26
2,4-Dinitrotoluene	ND		ug/L	10	4.3	01/02/26	01/02/26
Diethylphthalate	ND		ug/L	10	2.9	01/02/26	01/02/26
Fluorene	ND		ug/L	10	3.1	01/02/26	01/02/26
4-Chlorophenyl-phenylether	ND		ug/L	10	3.1	01/02/26	01/02/26
4-Nitroaniline	ND		ug/L	10	3.3	01/02/26	01/02/26
4,6-Dinitro-2-methylphenol	ND		ug/L	50	17	01/02/26	01/02/26
N-Nitrosodiphenylamine	ND		ug/L	10	4.0	01/02/26	01/02/26
1,2-diphenylhydrazine (as azobenzene)	ND		ug/L	10	2.9	01/02/26	01/02/26
4-Bromophenyl-phenylether	ND		ug/L	10	3.3	01/02/26	01/02/26
Hexachlorobenzene	ND		ug/L	10	3.0	01/02/26	01/02/26
Pentachlorophenol	ND		ug/L	25	5.7	01/02/26	01/02/26
Phenanthrene	ND		ug/L	10	2.9	01/02/26	01/02/26
Anthracene	ND		ug/L	10	2.8	01/02/26	01/02/26
Di-n-butylphthalate	ND		ug/L	10	3.0	01/02/26	01/02/26
Fluoranthene	ND		ug/L	10	2.8	01/02/26	01/02/26
Benzidine	ND		ug/L	50	19	01/02/26	01/02/26
Pyrene	ND		ug/L	10	2.7	01/02/26	01/02/26
Butylbenzylphthalate	ND		ug/L	10	3.6	01/02/26	01/02/26
3,3'-Dichlorobenzidine	ND		ug/L	25	5.2	01/02/26	01/02/26
Benzo(a)anthracene	ND		ug/L	10	2.4	01/02/26	01/02/26
Chrysene	ND		ug/L	10	2.5	01/02/26	01/02/26
bis(2-Ethylhexyl)phthalate	ND		ug/L	10	3.3	01/02/26	01/02/26
Di-n-octylphthalate	ND		ug/L	10	4.7	01/02/26	01/02/26
Benzo(b)fluoranthene	ND		ug/L	10	3.0	01/02/26	01/02/26
Benzo(k)fluoranthene	ND		ug/L	10	3.1	01/02/26	01/02/26
Benzo(a)pyrene	ND		ug/L	10	3.1	01/02/26	01/02/26
Indeno(1,2,3-cd)pyrene	ND		ug/L	10	4.2	01/02/26	01/02/26
Dibenz(a,h)anthracene	ND		ug/L	10	4.2	01/02/26	01/02/26
Benzo(g,h,i)perylene	ND		ug/L	10	4.1	01/02/26	01/02/26
Surrogates				Limits			
2-Fluorophenol	42%		%REC	15-120		01/02/26	01/02/26
Phenol-d6	25%		%REC	15-120		01/02/26	01/02/26
2,4,6-Tribromophenol	82%		%REC	15-140		01/02/26	01/02/26
Nitrobenzene-d5	88%		%REC	15-123		01/02/26	01/02/26
2-Fluorobiphenyl	85%		%REC	15-120		01/02/26	01/02/26
Terphenyl-d14	81%		%REC	15-120		01/02/26	01/02/26

Batch QC

Type: Lab Control Sample	Lab ID: QC1327147	Batch: 391447
Matrix: Water	Method: EPA 8270C	Prep Method: EPA 3510C

QC1327147 Analyte	Result	Spiked	Units	Recovery	Qual	Limits
Phenol	20.33	75.00	ug/L	27%		14-120
2-Chlorophenol	56.78	75.00	ug/L	76%		46-120
1,4-Dichlorobenzene	63.94	75.00	ug/L	85%		42-120
3-,4-Methylphenol	45.51	75.00	ug/L	61%		40-120
N-Nitroso-di-n-propylamine	68.13	75.00	ug/L	91%		54-121
2,4-Dimethylphenol	59.89	75.00	ug/L	80%		48-120
1,2,4-Trichlorobenzene	65.15	75.00	ug/L	87%		45-120
4-Chloro-3-methylphenol	64.72	75.00	ug/L	86%		60-121
2,4,5-Trichlorophenol	66.95	75.00	ug/L	89%		62-124
Acenaphthene	61.28	75.00	ug/L	82%		56-120
4-Nitrophenol	20.12	75.00	ug/L	27%		17-120
2,4-Dinitrotoluene	70.35	75.00	ug/L	94%		69-127
Pentachlorophenol	53.88	75.00	ug/L	72%		51-120
Pyrene	63.61	75.00	ug/L	85%		68-123
Chrysene	63.50	75.00	ug/L	85%		66-120
Benzo(b)fluoranthene	68.14	75.00	ug/L	91%		67-120
Surrogates						
2-Fluorophenol	16.32	40.00	ug/L	41%		15-120
Phenol-d6	9.936	40.00	ug/L	25%		15-120
2,4,6-Tribromophenol	33.37	40.00	ug/L	83%		15-140
Nitrobenzene-d5	35.10	40.00	ug/L	88%		15-123
2-Fluorobiphenyl	32.74	40.00	ug/L	82%		15-120
Terphenyl-d14	33.98	40.00	ug/L	85%		15-120

Batch QC

Type: Lab Control Sample Duplicate	Lab ID: QC1327148	Batch: 391447
Matrix: Water	Method: EPA 8270C	Prep Method: EPA 3510C

QC1327148 Analyte	Result	Spiked	Units	Recovery	Qual	Limits	RPD	RPD Lim
Phenol	22.00	75.00	ug/L	29%		14-120	8	52
2-Chlorophenol	59.73	75.00	ug/L	80%		46-120	5	52
1,4-Dichlorobenzene	66.86	75.00	ug/L	89%		42-120	4	53
3-,4-Methylphenol	47.98	75.00	ug/L	64%		40-120	5	51
N-Nitroso-di-n-propylamine	71.70	75.00	ug/L	96%		54-121	5	52
2,4-Dimethylphenol	63.30	75.00	ug/L	84%		48-120	6	52
1,2,4-Trichlorobenzene	68.19	75.00	ug/L	91%		45-120	5	54
4-Chloro-3-methylphenol	68.55	75.00	ug/L	91%		60-121	6	47
2,4,5-Trichlorophenol	69.93	75.00	ug/L	93%		62-124	4	46
Acenaphthene	62.58	75.00	ug/L	83%		56-120	2	46
4-Nitrophenol	21.79	75.00	ug/L	29%		17-120	8	44
2,4-Dinitrotoluene	74.39	75.00	ug/L	99%		69-127	6	40
Pentachlorophenol	56.45	75.00	ug/L	75%		51-120	5	42
Pyrene	67.92	75.00	ug/L	91%		68-123	7	39
Chrysene	66.51	75.00	ug/L	89%		66-120	5	38
Benzo(b)fluoranthene	71.49	75.00	ug/L	95%		67-120	5	39
Surrogates								
2-Fluorophenol	17.25	40.00	ug/L	43%		15-120		
Phenol-d6	10.67	40.00	ug/L	27%		15-120		
2,4,6-Tribromophenol	34.78	40.00	ug/L	87%		15-140		
Nitrobenzene-d5	36.50	40.00	ug/L	91%		15-123		
2-Fluorobiphenyl	33.76	40.00	ug/L	84%		15-120		
Terphenyl-d14	36.21	40.00	ug/L	91%		15-120		

Batch QC

Type: Blank	Lab ID: QC1327621	Batch: 391575
Matrix: Water		

QC1327621 Analyte	Result	Qual	Units	RL	MDL	Prepared	Analyzed
Method: EPA 8081A							
Prep Method: EPA 3510C							
alpha-BHC	ND		ug/L	0.05	0.01	01/04/26	01/04/26
beta-BHC	ND		ug/L	0.05	0.01	01/04/26	01/04/26
gamma-BHC	ND		ug/L	0.05	0.009	01/04/26	01/04/26
delta-BHC	ND		ug/L	0.05	0.01	01/04/26	01/04/26
Heptachlor	ND		ug/L	0.05	0.01	01/04/26	01/04/26
Aldrin	ND		ug/L	0.05	0.01	01/04/26	01/04/26
Heptachlor epoxide	ND		ug/L	0.05	0.01	01/04/26	01/04/26
Endosulfan I	ND		ug/L	0.05	0.01	01/04/26	01/04/26
Dieldrin	ND		ug/L	0.1	0.01	01/04/26	01/04/26
4,4'-DDE	ND		ug/L	0.1	0.01	01/04/26	01/04/26
Endrin	ND		ug/L	0.1	0.01	01/04/26	01/04/26
Endosulfan II	ND		ug/L	0.1	0.02	01/04/26	01/04/26
Endosulfan sulfate	ND		ug/L	0.1	0.01	01/04/26	01/04/26
4,4'-DDD	ND		ug/L	0.1	0.01	01/04/26	01/04/26
Endrin aldehyde	ND		ug/L	0.1	0.02	01/04/26	01/04/26
Endrin ketone	ND		ug/L	0.1	0.02	01/04/26	01/04/26
4,4'-DDT	ND		ug/L	0.1	0.04	01/04/26	01/04/26
Methoxychlor	ND		ug/L	0.1	0.03	01/04/26	01/04/26
Toxaphene	ND		ug/L	2.0	0.4	01/04/26	01/04/26
Chlordane (Technical)	ND		ug/L	1.0	0.2	01/04/26	01/04/26
Surrogates				Limits			
TCMX	67%		%REC	29-120		01/04/26	01/04/26
Decachlorobiphenyl	99%		%REC	33-132		01/04/26	01/04/26
Method: EPA 8082							
Prep Method: EPA 3510C							
Aroclor-1016	ND		ug/L	0.50	0.30	01/04/26	01/04/26
Aroclor-1221	ND		ug/L	0.50	0.47	01/04/26	01/04/26
Aroclor-1232	ND		ug/L	0.50	0.27	01/04/26	01/04/26
Aroclor-1242	ND		ug/L	0.50	0.29	01/04/26	01/04/26
Aroclor-1248	ND		ug/L	0.50	0.24	01/04/26	01/04/26
Aroclor-1254	ND		ug/L	0.50	0.27	01/04/26	01/04/26
Aroclor-1260	ND		ug/L	0.50	0.33	01/04/26	01/04/26
Aroclor-1262	ND		ug/L	0.50	0.29	01/04/26	01/04/26
Aroclor-1268	ND		ug/L	0.50	0.26	01/04/26	01/04/26
Surrogates				Limits			
Decachlorobiphenyl (PCB)	86%		%REC	28-138		01/04/26	01/04/26

Batch QC

Type: Lab Control Sample	Lab ID: QC1327622	Batch: 391575
Matrix: Water	Method: EPA 8081A	Prep Method: EPA 3510C

QC1327622 Analyte	Result	Spiked	Units	Recovery	Qual	Limits
alpha-BHC	0.4389	0.5000	ug/L	88%		66-121
beta-BHC	0.4595	0.5000	ug/L	92%		73-120
gamma-BHC	0.4806	0.5000	ug/L	96%		68-125
delta-BHC	0.4478	0.5000	ug/L	90%		68-131
Heptachlor	0.4172	0.5000	ug/L	83%		63-120
Aldrin	0.4172	0.5000	ug/L	83%		56-120
Heptachlor epoxide	0.3979	0.5000	ug/L	80%		65-120
Endosulfan I	0.4450	0.5000	ug/L	89%		68-124
Dieldrin	0.4132	0.5000	ug/L	83%		66-124
4,4'-DDE	0.4235	0.5000	ug/L	85%		67-131
Endrin	0.4194	0.5000	ug/L	84%		68-135
Endosulfan II	0.4472	0.5000	ug/L	89%		71-130
Endosulfan sulfate	0.3806	0.5000	ug/L	76%	#	68-128
4,4'-DDD	0.4021	0.5000	ug/L	80%		65-130
Endrin aldehyde	0.3974	0.5000	ug/L	79%		67-124
Endrin ketone	0.4039	0.5000	ug/L	81%	#	69-137
4,4'-DDT	0.4195	0.5000	ug/L	84%		65-136
Methoxychlor	0.4186	0.5000	ug/L	84%	#	69-150
Surrogates						
TCMX	0.3633	0.5000	ug/L	73%		29-120
Decachlorobiphenyl	0.4944	0.5000	ug/L	99%		33-132

Batch QC

Type: Lab Control Sample Duplicate	Lab ID: QC1327623	Batch: 391575
Matrix: Water	Method: EPA 8081A	Prep Method: EPA 3510C

QC1327623 Analyte	Result	Spiked	Units	Recovery	Qual	Limits	RPD	RPD Lim
alpha-BHC	0.4372	0.5000	ug/L	87%		66-121	0	20
beta-BHC	0.4553	0.5000	ug/L	91%		73-120	1	20
gamma-BHC	0.4773	0.5000	ug/L	95%		68-125	1	20
delta-BHC	0.4459	0.5000	ug/L	89%		68-131	0	20
Heptachlor	0.4135	0.5000	ug/L	83%		63-120	1	24
Aldrin	0.4176	0.5000	ug/L	84%		56-120	0	30
Heptachlor epoxide	0.3991	0.5000	ug/L	80%		65-120	0	20
Endosulfan I	0.4479	0.5000	ug/L	90%		68-124	1	20
Dieldrin	0.4196	0.5000	ug/L	84%		66-124	2	22
4,4'-DDE	0.4255	0.5000	ug/L	85%		67-131	0	21
Endrin	0.4201	0.5000	ug/L	84%		68-135	0	20
Endosulfan II	0.4471	0.5000	ug/L	89%		71-130	0	21
Endosulfan sulfate	0.3742	0.5000	ug/L	75%	#	68-128	2	21
4,4'-DDD	0.4029	0.5000	ug/L	81%		65-130	0	22
Endrin aldehyde	0.3938	0.5000	ug/L	79%		67-124	1	20
Endrin ketone	0.3942	0.5000	ug/L	79%	#	69-137	2	21
4,4'-DDT	0.4257	0.5000	ug/L	85%		65-136	1	23
Methoxychlor	0.4165	0.5000	ug/L	83%	#	69-150	0	23
Surrogates								
TCMX	0.3731	0.5000	ug/L	75%		29-120		
Decachlorobiphenyl	0.4983	0.5000	ug/L	100%		33-132		

Type: Lab Control Sample	Lab ID: QC1327624	Batch: 391575
Matrix: Water	Method: EPA 8082	Prep Method: EPA 3510C

QC1327624 Analyte	Result	Spiked	Units	Recovery	Qual	Limits
Aroclor-1016	4.471	5.000	ug/L	89%		69-120
Aroclor-1260	4.242	5.000	ug/L	85%		72-124
Surrogates						
Decachlorobiphenyl (PCB)	0.4146	0.5000	ug/L	83%		28-138

Type: Lab Control Sample Duplicate	Lab ID: QC1327625	Batch: 391575
Matrix: Water	Method: EPA 8082	Prep Method: EPA 3510C

QC1327625 Analyte	Result	Spiked	Units	Recovery	Qual	Limits	RPD	RPD Lim
Aroclor-1016	4.630	5.000	ug/L	93%		69-120	3	22
Aroclor-1260	4.380	5.000	ug/L	88%		72-124	3	25
Surrogates								
Decachlorobiphenyl (PCB)	0.4080	0.5000	ug/L	82%		28-138		

Batch QC

Type: Lab Control Sample	Lab ID: QC1327212	Batch: 391466
Matrix: Water	Method: EPA 8260B	Prep Method: EPA 5030B

QC1327212 Analyte	Result	Spiked	Units	Recovery	Qual	Limits
1,1-Dichloroethene	50.04	50.00	ug/L	100%		69-128
MTBE	47.00	50.00	ug/L	94%		66-125
Benzene	45.15	50.00	ug/L	90%		76-121
Trichloroethene	46.94	50.00	ug/L	94%		76-124
Toluene	44.74	50.00	ug/L	89%		76-120
Chlorobenzene	47.31	50.00	ug/L	95%		78-120
Surrogates						
Dibromofluoromethane	52.21	50.00	ug/L	104%		70-130
1,2-Dichloroethane-d4	52.99	50.00	ug/L	106%		70-130
Toluene-d8	51.04	50.00	ug/L	102%		70-130
Bromofluorobenzene	46.37	50.00	ug/L	93%		70-130

Batch QC

Type: Blank	Lab ID: QC1327216	Batch: 391466
Matrix: Water	Method: EPA 8260B	Prep Method: EPA 5030B

QC1327216 Analyte	Result	Qual	Units	RL	MDL	Prepared	Analyzed
Carbon Disulfide	ND		ug/L	5.0	0.1	01/02/26	01/02/26
Chloroprene	ND		ug/L	200	2.7	01/02/26	01/02/26
3-Chloropropene	ND		ug/L	5.0	0.2	01/02/26	01/02/26
Ethyl methacrylate	ND		ug/L	50	3.9	01/02/26	01/02/26
Ethanol	ND		ug/L	500	160	01/02/26	01/02/26
2-Hexanone	ND		ug/L	5.0	1.3	01/02/26	01/02/26
Isopropanol (IPA)	ND		ug/L	200	96	01/02/26	01/02/26
Methyl acrylonitrile	ND		ug/L	35	4.2	01/02/26	01/02/26
Vinyl Acetate	ND		ug/L	50	3.2	01/02/26	01/02/26
Acrolein	ND		ug/L	200	2.6	01/02/26	01/02/26
Acrylonitrile	ND		ug/L	10	0.7	01/02/26	01/02/26
Freon 12	ND		ug/L	5.0	0.2	01/02/26	01/02/26
Chloromethane	ND		ug/L	5.0	0.09	01/02/26	01/02/26
Vinyl Chloride	ND		ug/L	5.0	0.1	01/02/26	01/02/26
Bromomethane	ND		ug/L	5.0	0.1	01/02/26	01/02/26
Chloroethane	ND		ug/L	5.0	0.1	01/02/26	01/02/26
Trichlorofluoromethane	ND		ug/L	5.0	0.1	01/02/26	01/02/26
Iodomethane	ND		ug/L	5.0		01/02/26	01/02/26
Acetone	ND		ug/L	100	14	01/02/26	01/02/26
Freon 113	ND		ug/L	5.0	0.1	01/02/26	01/02/26
1,1-Dichloroethene	ND		ug/L	5.0	0.1	01/02/26	01/02/26
Methylene Chloride	ND		ug/L	10	0.2	01/02/26	01/02/26
MTBE	ND		ug/L	5.0	0.1	01/02/26	01/02/26
trans-1,2-Dichloroethene	ND		ug/L	5.0	0.1	01/02/26	01/02/26
1,1-Dichloroethane	ND		ug/L	5.0	0.09	01/02/26	01/02/26
2-Butanone	ND		ug/L	10	1.3	01/02/26	01/02/26
cis-1,2-Dichloroethene	ND		ug/L	5.0	0.1	01/02/26	01/02/26
2,2-Dichloropropane	ND		ug/L	5.0	0.2	01/02/26	01/02/26
Chloroform	ND		ug/L	5.0	0.08	01/02/26	01/02/26
Bromochloromethane	ND		ug/L	5.0	0.1	01/02/26	01/02/26
1,1,1-Trichloroethane	ND		ug/L	5.0	0.1	01/02/26	01/02/26
1,1-Dichloropropene	ND		ug/L	5.0	0.1	01/02/26	01/02/26
Carbon Tetrachloride	ND		ug/L	5.0	0.1	01/02/26	01/02/26
1,2-Dichloroethane	ND		ug/L	5.0	0.2	01/02/26	01/02/26
Benzene	ND		ug/L	1.0	0.1	01/02/26	01/02/26
Trichloroethene	ND		ug/L	5.0	0.1	01/02/26	01/02/26
1,2-Dichloropropane	ND		ug/L	5.0	0.09	01/02/26	01/02/26
Bromodichloromethane	ND		ug/L	5.0	0.07	01/02/26	01/02/26
Dibromomethane	ND		ug/L	5.0	0.1	01/02/26	01/02/26
4-Methyl-2-Pentanone	ND		ug/L	5.0	1.0	01/02/26	01/02/26
cis-1,3-Dichloropropene	ND		ug/L	5.0	0.1	01/02/26	01/02/26
Toluene	0.1	J	ug/L	5.0	0.1	01/02/26	01/02/26
trans-1,3-Dichloropropene	ND		ug/L	5.0	0.09	01/02/26	01/02/26
1,1,2-Trichloroethane	ND		ug/L	5.0	0.1	01/02/26	01/02/26
1,3-Dichloropropane	ND		ug/L	5.0	0.07	01/02/26	01/02/26
Tetrachloroethene	ND		ug/L	5.0	0.2	01/02/26	01/02/26
Dibromochloromethane	ND		ug/L	5.0	0.1	01/02/26	01/02/26

Batch QC

QC1327216 Analyte	Result	Qual	Units	RL	MDL	Prepared	Analyzed
1,2-Dibromoethane	ND		ug/L	5.0	0.1	01/02/26	01/02/26
Chlorobenzene	ND		ug/L	5.0	0.1	01/02/26	01/02/26
1,1,1,2-Tetrachloroethane	ND		ug/L	5.0	0.07	01/02/26	01/02/26
Ethylbenzene	ND		ug/L	5.0	0.1	01/02/26	01/02/26
m,p-Xylenes	ND		ug/L	5.0	0.2	01/02/26	01/02/26
o-Xylene	ND		ug/L	5.0	0.1	01/02/26	01/02/26
Styrene	ND		ug/L	5.0	0.1	01/02/26	01/02/26
Bromoform	ND		ug/L	5.0	0.06	01/02/26	01/02/26
Isopropylbenzene	ND		ug/L	5.0	0.1	01/02/26	01/02/26
1,1,2,2-Tetrachloroethane	ND		ug/L	5.0	0.1	01/02/26	01/02/26
1,2,3-Trichloropropane	ND		ug/L	5.0	0.3	01/02/26	01/02/26
Propylbenzene	ND		ug/L	5.0	0.1	01/02/26	01/02/26
Bromobenzene	ND		ug/L	5.0	0.1	01/02/26	01/02/26
1,3,5-Trimethylbenzene	ND		ug/L	5.0	0.1	01/02/26	01/02/26
2-Chlorotoluene	ND		ug/L	5.0	0.1	01/02/26	01/02/26
4-Chlorotoluene	ND		ug/L	5.0	0.2	01/02/26	01/02/26
tert-Butylbenzene	ND		ug/L	5.0	0.1	01/02/26	01/02/26
1,2,4-Trimethylbenzene	ND		ug/L	5.0	0.1	01/02/26	01/02/26
sec-Butylbenzene	ND		ug/L	5.0	0.2	01/02/26	01/02/26
para-Isopropyl Toluene	ND		ug/L	5.0	0.2	01/02/26	01/02/26
1,3-Dichlorobenzene	ND		ug/L	5.0	0.1	01/02/26	01/02/26
1,4-Dichlorobenzene	ND		ug/L	5.0	0.2	01/02/26	01/02/26
n-Butylbenzene	ND		ug/L	5.0	0.1	01/02/26	01/02/26
1,2-Dichlorobenzene	ND		ug/L	5.0	0.1	01/02/26	01/02/26
1,2-Dibromo-3-Chloropropane	ND		ug/L	5.0	0.6	01/02/26	01/02/26
1,2,4-Trichlorobenzene	ND		ug/L	5.0	0.3	01/02/26	01/02/26
Hexachlorobutadiene	ND		ug/L	5.0	0.3	01/02/26	01/02/26
1,2,3-Trichlorobenzene	ND		ug/L	5.0	0.3	01/02/26	01/02/26
cis-1,4-Dichloro-2-butene	ND		ug/L	5.0	0.3	01/02/26	01/02/26
trans-1,4-Dichloro-2-butene	ND		ug/L	5.0	0.3	01/02/26	01/02/26
Xylene (total)	ND		ug/L	5.0		01/02/26	01/02/26
Surrogates				Limits			
Dibromofluoromethane	101%		%REC	70-130		01/02/26	01/02/26
1,2-Dichloroethane-d4	102%		%REC	70-130		01/02/26	01/02/26
Toluene-d8	100%		%REC	70-130		01/02/26	01/02/26
Bromofluorobenzene	93%		%REC	70-130		01/02/26	01/02/26

Batch QC

Type: Matrix Spike	Lab ID: QC1327308	Batch: 391466
Matrix (Source ID): Water (549974-001)	Method: EPA 8260B	Prep Method: EPA 5030B

QC1327308 Analyte	Result	Source Sample Result	Spiked	Units	Recovery	Qual	Limits	DF
1,1-Dichloroethene	22.87	0.1531	20.00	ug/L	114%		62-131	1
MTBE	22.58	ND	20.00	ug/L	113%		61-124	1
Benzene	20.88	ND	20.00	ug/L	104%		70-123	1
Trichloroethene	21.73	0.2799	20.00	ug/L	107%		65-131	1
Toluene	20.13	ND	20.00	ug/L	101%		69-120	1
Chlorobenzene	21.65	ND	20.00	ug/L	108%		72-121	1
Surrogates								
Dibromofluoromethane	52.16		50.00	ug/L	104%		70-130	1
1,2-Dichloroethane-d4	52.38		50.00	ug/L	105%		70-130	1
Toluene-d8	50.05		50.00	ug/L	100%		70-130	1
Bromofluorobenzene	46.34		50.00	ug/L	93%		70-130	1

Type: Matrix Spike Duplicate	Lab ID: QC1327309	Batch: 391466
Matrix (Source ID): Water (549974-001)	Method: EPA 8260B	Prep Method: EPA 5030B

QC1327309 Analyte	Result	Source Sample Result	Spiked	Units	Recovery	Qual	Limits	RPD	RPD Lim	DF
1,1-Dichloroethene	21.40	0.1531	20.00	ug/L	106%		62-131	7	31	1
MTBE	21.38	ND	20.00	ug/L	107%		61-124	5	30	1
Benzene	19.45	ND	20.00	ug/L	97%		70-123	7	31	1
Trichloroethene	19.67	0.2799	20.00	ug/L	97%		65-131	10	31	1
Toluene	18.46	ND	20.00	ug/L	92%		69-120	9	29	1
Chlorobenzene	20.37	ND	20.00	ug/L	102%		72-121	6	29	1
Surrogates										
Dibromofluoromethane	53.54		50.00	ug/L	107%		70-130			1
1,2-Dichloroethane-d4	53.14		50.00	ug/L	106%		70-130			1
Toluene-d8	49.45		50.00	ug/L	99%		70-130			1
Bromofluorobenzene	45.42		50.00	ug/L	91%		70-130			1

Type: Blank	Lab ID: QC1327197	Batch: 391462
Matrix: Water	Method: EPA 8270C-SIM	Prep Method: EPA 3535

QC1327197 Analyte	Result	Qual	Units	RL	MDL	Prepared	Analyzed
1,4-Dioxane	ND		ug/L	1.0	0.87	01/02/26	01/08/26
Surrogates							
1,4-Dioxane-d8 (SUR)	91%		%REC	80-120		01/02/26	01/08/26

Batch QC

Type: Lab Control Sample	Lab ID: QC1327198	Batch: 391462
Matrix: Water	Method: EPA 8270C-SIM	Prep Method: EPA 3535

QC1327198 Analyte	Result	Spiked	Units	Recovery	Qual	Limits
1,4-Dioxane	11.52	10.00	ug/L	115%		79-120
Surrogates						
1,4-Dioxane-d8 (SUR)	9.848	10.00	ug/L	98%		80-120

Type: Lab Control Sample Duplicate	Lab ID: QC1327199	Batch: 391462
Matrix: Water	Method: EPA 8270C-SIM	Prep Method: EPA 3535

QC1327199 Analyte	Result	Spiked	Units	Recovery	Qual	Limits	RPD	Lim
1,4-Dioxane	10.34	10.00	ug/L	103%		79-120	11	20
Surrogates								
1,4-Dioxane-d8 (SUR)	9.817	10.00	ug/L	98%		80-120		

Type: Blank	Lab ID: QC1331056	Batch: 392611
Matrix: Water	Method: EPA 8270C-SIM	Prep Method: EPA 3535

QC1331056 Analyte	Result	Qual	Units	RL	MDL	Prepared	Analyzed
1,4-Dioxane	ND		ug/L	1.0	0.84	01/15/26	01/15/26
Surrogates							
1,4-Dioxane-d8 (SUR)	100%		%REC	80-120		01/15/26	01/15/26

Type: Lab Control Sample	Lab ID: QC1331057	Batch: 392611
Matrix: Water	Method: EPA 8270C-SIM	Prep Method: EPA 3535

QC1331057 Analyte	Result	Spiked	Units	Recovery	Qual	Limits
1,4-Dioxane	11.47	10.00	ug/L	115%		79-120
Surrogates						
1,4-Dioxane-d8 (SUR)	10.09	10.00	ug/L	101%		80-120

Type: Lab Control Sample Duplicate	Lab ID: QC1331058	Batch: 392611
Matrix: Water	Method: EPA 8270C-SIM	Prep Method: EPA 3535

QC1331058 Analyte	Result	Spiked	Units	Recovery	Qual	Limits	RPD	Lim
1,4-Dioxane	11.53	10.00	ug/L	115%		79-120	1	20
Surrogates								
1,4-Dioxane-d8 (SUR)	10.03	10.00	ug/L	100%		80-120		

Type: Blank	Lab ID: QC1327325	Batch: 391494
Matrix: Water	Method: SM 4500-CN-E	Prep Method: METHOD

QC1327325 Analyte	Result	Qual	Units	RL	MDL	Prepared	Analyzed
Cyanide	ND		mg/L	0.0050	0.0017	01/02/26	01/05/26

Batch QC

Type: Lab Control Sample	Lab ID: QC1327326	Batch: 391494
Matrix: Water	Method: SM 4500-CN-E	Prep Method: METHOD

QC1327326 Analyte	Result	Spiked	Units	Recovery	Qual	Limits
Cyanide	0.1017	0.1000	mg/L	102%		85-115

Type: Matrix Spike	Lab ID: QC1327327	Batch: 391494
Matrix (Source ID): Water (549776-004)	Method: SM 4500-CN-E	Prep Method: METHOD

QC1327327 Analyte	Result	Source Sample Result	Spiked	Units	Recovery	Qual	Limits	DF
Cyanide	0.1055	ND	0.1000	mg/L	105%		80-120	0.5

Type: Matrix Spike Duplicate	Lab ID: QC1327328	Batch: 391494
Matrix (Source ID): Water (549776-004)	Method: SM 4500-CN-E	Prep Method: METHOD

QC1327328 Analyte	Result	Source Sample Result	Spiked	Units	Recovery	Qual	Limits	RPD	RPD Lim	DF
Cyanide	0.1050	ND	0.1000	mg/L	105%		80-120	0	20	0.5

Type: Blank	Lab ID: QC1328065	Batch: 391739
Matrix: Water	Method: SM 4500-P-B5-E	

QC1328065 Analyte	Result	Qual	Units	RL	MDL	Prepared	Analyzed
Phosphorus	ND		mg/L	0.020	0.014	01/06/26	01/07/26

Type: Lab Control Sample	Lab ID: QC1328066	Batch: 391739
Matrix: Water	Method: SM 4500-P-B5-E	

QC1328066 Analyte	Result	Spiked	Units	Recovery	Qual	Limits
Phosphorus	0.4060	0.4000	mg/L	102%		80-120

Type: Matrix Spike	Lab ID: QC1328067	Batch: 391739
Matrix (Source ID): Water (550217-001)	Method: SM 4500-P-B5-E	

QC1328067 Analyte	Result	Source Sample Result	Spiked	Units	Recovery	Qual	Limits	DF
Phosphorus	0.4970	0.1210	0.4000	mg/L	94%		75-125	1

Type: Matrix Spike Duplicate	Lab ID: QC1328068	Batch: 391739
Matrix (Source ID): Water (550217-001)	Method: SM 4500-P-B5-E	

QC1328068 Analyte	Result	Source Sample Result	Spiked	Units	Recovery	Qual	Limits	RPD	RPD Lim	DF
Phosphorus	0.4990	0.1210	0.4000	mg/L	95%		75-125	0	20	1

Batch QC

Type: Blank	Lab ID: QC1327441	Batch: 391530
Matrix: Water	Method: SM 4500-S2-D	Prep Method: METHOD

QC1327441 Analyte	Result	Qual	Units	RL	MDL	Prepared	Analyzed
Sulfide	ND		mg/L	0.10		01/03/26	01/03/26

Type: Lab Control Sample	Lab ID: QC1327442	Batch: 391530
Matrix: Water	Method: SM 4500-S2-D	Prep Method: METHOD

QC1327442 Analyte	Result	Spiked	Units	Recovery	Qual	Limits
Sulfide	0.9000	1.000	mg/L	90%		90-110

Type: Matrix Spike	Lab ID: QC1327445	Batch: 391530
Matrix (Source ID): Drinking Water (549874-004)	Method: SM 4500-S2-D	Prep Method: METHOD

QC1327445 Analyte	Result	Source Sample Result	Spiked	Units	Recovery	Qual	Limits	DF
Sulfide	0.9000	ND	1.000	mg/L	90%		80-120	1

Type: Matrix Spike Duplicate	Lab ID: QC1327446	Batch: 391530
Matrix (Source ID): Drinking Water (549874-004)	Method: SM 4500-S2-D	Prep Method: METHOD

QC1327446 Analyte	Result	Source Sample Result	Spiked	Units	Recovery	Qual	Limits	RPD	RPD Lim	DF
Sulfide	0.9000	ND	1.000	mg/L	90%		80-120	0	20	1

Type: Blank	Lab ID: QC1327416	Batch: 391521
Matrix: Water	Method: SM 5310B	Prep Method: SM 5310B

QC1327416 Analyte	Result	Qual	Units	RL	MDL	Prepared	Analyzed
Total Organic Carbon	ND		mg/L	1.0	0.49	01/03/26	01/03/26

Type: Lab Control Sample	Lab ID: QC1327417	Batch: 391521
Matrix: Water	Method: SM 5310B	Prep Method: SM 5310B

QC1327417 Analyte	Result	Spiked	Units	Recovery	Qual	Limits
Total Organic Carbon	24.63	25.00	mg/L	99%		85-115

Type: Matrix Spike	Lab ID: QC1327418	Batch: 391521
Matrix (Source ID): Water (550065-001)	Method: SM 5310B	Prep Method: SM 5310B

QC1327418 Analyte	Result	Source Sample Result	Spiked	Units	Recovery	Qual	Limits	DF
Total Organic Carbon	38.47	10.66	25.00	mg/L	111%		75-125	1

Batch QC

Type: Matrix Spike Duplicate	Lab ID: QC1327419	Batch: 391521
Matrix (Source ID): Water (550065-001)	Method: SM 5310B	Prep Method: SM 5310B

QC1327419 Analyte	Result	Source Sample Result	Spiked	Units	Recovery	Qual	Limits	RPD	RPD Lim	DF
Total Organic Carbon	37.55	10.66	25.00	mg/L	108%		75-125	2	25	1

Type: Sample Duplicate	Lab ID: QC1327319	Batch: 391491
Matrix (Source ID): Water (550032-002)	Method: SM2130B	

QC1327319 Analyte	Result	Source Sample Result	Units	Qual	RPD	RPD Lim	DF
Turbidity	228.0	232.0	NTU		2	20	1

Type: Blank	Lab ID: QC1328059	Batch: 391737
Matrix: Water	Method: SM2320B	Prep Method: METHOD

QC1328059 Analyte	Result	Qual	Units	RL	MDL	Prepared	Analyzed
Bicarbonate	ND		mg/L	2.4		01/06/26	01/06/26
Alkalinity, Total as CaCO3	ND		mg/L	2.0		01/06/26	01/06/26

Type: Lab Control Sample	Lab ID: QC1328060	Batch: 391737
Matrix: Water	Method: SM2320B	Prep Method: METHOD

QC1328060 Analyte	Result	Spiked	Units	Recovery	Qual	Limits
Alkalinity, Total as CaCO3	941.6	1000	mg/L	94%		90-110

Type: Sample Duplicate	Lab ID: QC1328061	Batch: 391737
Matrix (Source ID): Water (550068-001)	Method: SM2320B	Prep Method: METHOD

QC1328061 Analyte	Result	Source Sample Result	Units	Qual	RPD	RPD Lim	DF
Bicarbonate	140.0	138.4	mg/L		1	20	2.5
Alkalinity, Total as CaCO3	114.8	113.4	mg/L		1	20	2.5

Type: Sample Duplicate	Lab ID: QC1327608	Batch: 391572
Matrix (Source ID): Water (550065-001)	Method: SM2510B	Prep Method: METHOD

QC1327608 Analyte	Result	Source Sample Result	Units	Qual	RPD	RPD Lim	DF
Specific Conductance	591.8	592.1	umhos/cm		0	20	1

Batch QC

Type: Blank	Lab ID: QC1327604	Batch: 391571
Matrix: Water	Method: SM2540C	Prep Method: METHOD

QC1327604 Analyte	Result	Qual	Units	RL	MDL	Prepared	Analyzed
Total Dissolved Solids	ND		mg/L	10		01/04/26	01/05/26

Type: Lab Control Sample	Lab ID: QC1327605	Batch: 391571
Matrix: Water	Method: SM2540C	Prep Method: METHOD

QC1327605 Analyte	Result	Spiked	Units	Recovery	Qual	Limits
Total Dissolved Solids	1,033	1000	mg/L	103%		90-110

Type: Sample Duplicate	Lab ID: QC1327606	Batch: 391571
Matrix (Source ID): Water (550007-001)	Method: SM2540C	Prep Method: METHOD

QC1327606 Analyte	Result	Source Sample Result	Units	Qual	RPD	RPD Lim	DF
Total Dissolved Solids	334.0	358.0	mg/L		7*	5	2

Type: Sample Duplicate	Lab ID: QC1327607	Batch: 391571
Matrix (Source ID): Water (550065-001)	Method: SM2540C	Prep Method: METHOD

QC1327607 Analyte	Result	Source Sample Result	Units	Qual	RPD	RPD Lim	DF
Total Dissolved Solids	382.0	390.0	mg/L		2	5	2

Type: Blank	Lab ID: QC1327364	Batch: 391504
Matrix: Water	Method: SM2540D	Prep Method: METHOD

QC1327364 Analyte	Result	Qual	Units	RL	MDL	Prepared	Analyzed
Total Suspended Solids	ND		mg/L	0.5		01/02/26	01/02/26

Type: Lab Control Sample	Lab ID: QC1327365	Batch: 391504
Matrix: Water	Method: SM2540D	Prep Method: METHOD

QC1327365 Analyte	Result	Spiked	Units	Recovery	Qual	Limits
Total Suspended Solids	101.4	100.0	mg/L	101%		90-110

Type: Lab Control Sample Duplicate	Lab ID: QC1327366	Batch: 391504
Matrix: Water	Method: SM2540D	Prep Method: METHOD

QC1327366 Analyte	Result	Spiked	Units	Recovery	Qual	Limits	RPD	RPD Lim
Total Suspended Solids	104.4	100.0	mg/L	104%		90-110	3	5

Batch QC

Type: Sample Duplicate	Lab ID: QC1327367	Batch: 391504
Matrix (Source ID): Water (550041-001)	Method: SM2540D	Prep Method: METHOD

QC1327367 Analyte	Result	Source Sample Result	Units	Qual	RPD	RPD Lim	DF
Total Suspended Solids	157.5	171.4	mg/L		8*	5	1

Type: Sample Duplicate	Lab ID: QC1327368	Batch: 391504
Matrix (Source ID): Water (550055-001)	Method: SM2540D	Prep Method: METHOD

QC1327368 Analyte	Result	Source Sample Result	Units	Qual	RPD	RPD Lim	DF
Total Suspended Solids	680.0	570.0	mg/L		18*	5	1

Type: Blank	Lab ID: QC1327168	Batch: 391455
Matrix: Water	Method: SM5210B	Prep Method: METHOD

QC1327168 Analyte	Result	Qual	Units	RL	MDL	Prepared	Analyzed
Biochemical Oxygen Demand	ND		mg/L	3.0		01/02/26 12:05	01/07/26 10:41

Type: Lab Control Sample	Lab ID: QC1327171	Batch: 391455
Matrix: Water	Method: SM5210B	Prep Method: METHOD

QC1327171 Analyte	Result	Spiked	Units	Recovery	Qual	Limits
Biochemical Oxygen Demand	191.7	198.0	mg/L	97%		84.6-115.4

Type: Sample Duplicate	Lab ID: QC1327349	Batch: 391455
Matrix (Source ID): Water (549863-002)	Method: SM5210B	Prep Method: METHOD

QC1327349 Analyte	Result	Source Sample Result	Units	Qual	RPD	RPD Lim	DF
Biochemical Oxygen Demand	1,691	1574	mg/L		7	30	1

Type: Blank	Lab ID: QC1327172	Batch: 391456
Matrix: Water	Method: SM5220D	Prep Method: SM 5220D

QC1327172 Analyte	Result	Qual	Units	RL	MDL	Prepared	Analyzed
Chemical Oxygen Demand	ND		mg/L	4.0	2.0	01/02/26	01/02/26

Type: Lab Control Sample	Lab ID: QC1327173	Batch: 391456
Matrix: Water	Method: SM5220D	Prep Method: SM 5220D

QC1327173 Analyte	Result	Spiked	Units	Recovery	Qual	Limits
Chemical Oxygen Demand	99.00	100.0	mg/L	99%		90-110

Batch QC

Type: Matrix Spike	Lab ID: QC1327174	Batch: 391456
Matrix (Source ID): Water (550068-001)	Method: SM5220D	Prep Method: SM 5220D

QC1327174 Analyte	Result	Source Sample Result	Spiked	Units	Recovery	Qual	Limits	DF
Chemical Oxygen Demand	200.0	100.0	100.0	mg/L	100%		75-125	2

Type: Matrix Spike Duplicate	Lab ID: QC1327175	Batch: 391456
Matrix (Source ID): Water (550068-001)	Method: SM5220D	Prep Method: SM 5220D

QC1327175 Analyte	Result	Source Sample Result	Spiked	Units	Recovery	Qual	Limits	RPD	RPD Lim	DF
Chemical Oxygen Demand	202.0	100.0	100.0	mg/L	102%		75-125	1	20	2

- # CCV drift outside limits; average CCV drift within limits per method requirements
- * Value is outside QC limits
- E Response exceeds instrument's linear range
- J Estimated value
- ND Not Detected
- NM Not Meaningful

Laboratory Job Number 550068

Subcontracted Products

Pace Laboratories



Date of Report: 01/08/2026

David Tripp

Enthalpy Laboratories-Orange
931 West Barkley Avenue
Orange, CA 92868

Client Project: EO-550068
Pace Project: Chiquita Canyon Landfill Stormwater
Pace Work Order: 2600038
Invoice ID: B529572

Enclosed are the results of analyses for samples received by the laboratory on 1/3/2026. If you have any questions concerning this report, please feel free to contact me.

Sincerely,

Contact Person: Ragen Williams
Client Service Rep

Steven Bennett
Operations Manager

Certifications: CA ELAP #1186; NV #CA00014; OR ELAP #4032-001; AK UST101

The results in this report apply to the samples analyzed in accordance with the chain of custody document. This analytical report must be reproduced in its entirety.
All results listed in this report are for the exclusive use of the submitting party. Pace Analytical assumes no responsibility for report alteration, separation, detachment or third party interpretation.

Table of Contents

Sample Information	
Chain of Custody and Cooler Receipt form.....	3
Laboratory / Client Sample Cross Reference.....	5
Sample Results	
2600038-01 - South	
Organo-Phosphorus Pesticide Analysis (EPA Method 8141A).....	6
Quality Control Reports	
Organo-Phosphorus Pesticide Analysis (EPA Method 8141A)	
Method Blank Analysis.....	7
Laboratory Control Sample.....	8
Notes	
Notes and Definitions.....	9

The results in this report apply to the samples analyzed in accordance with the chain of custody document. This analytical report must be reproduced in its entirety.

All results listed in this report are for the exclusive use of the submitting party. Pace Analytical assumes no responsibility for report alteration, separation, detachment or third party interpretation.



931 West Barkley Ave
Orange, CA 92868
(714) 771-6900



2600038

Subcontract Laboratory:

Pace Laboratories
4100 Atlas Court
Bakersfield, CA 93308
ATTN: Ragen Schallock
PO #: Required, to be sent via email

2600038

Enthalpy Order: EO-550068

PM: David Tripp
Email: david.tripp@enthalpy.com
CC: incomingreports@enthalpy.com
Phone: 657-581-4710

Results Due: Standard TAT
Report Level: II
Report To: MDL
EDDs: ELM_TransferOut (Standard Excel Transfer EDD, 3 tabs)

Notes:

CHIQUITA Stormwater

Sample ID	Collected	Lab ID	# Cont.	Matrix	Analysis Requested	Comment
SOUTH	01-JAN-2026 09:00	550068-001	1	Water	Organophosphorus Pesticides	-

Notes:	Relinquished By:	Received By:
	<i>[Signature]</i>	<i>[Signature]</i>
	Date: 1/2/26 14:41	Date: 1-3-26 9:30
	Date:	Date:
	Date:	Date:

Chain of Custody and Cooler Receipt Form for 2600038 Page 2 of 2

PACE ANALYTICAL		COOLER RECEIPT FORM		Page <u>1</u> Of <u>1</u>	
Submission #: <u>2600038</u>					
Fed Ex <input checked="" type="checkbox"/> Pace Lab Field Service <input type="checkbox"/>		SHIPPING INFORMATION UPS <input type="checkbox"/> GSO / GLS <input type="checkbox"/> Hand Delivery <input type="checkbox"/> Other <input type="checkbox"/> (Specify) _____		SHIPPING CONTAINER Ice Chest <input checked="" type="checkbox"/> None <input type="checkbox"/> Box <input type="checkbox"/> Other <input type="checkbox"/> (Specify) _____	
FREE LIQUID YES <input checked="" type="checkbox"/> NO <input type="checkbox"/> <u>WTS</u>					
Refrigerant: Ice <input checked="" type="checkbox"/> Blue Ice <input type="checkbox"/> None <input type="checkbox"/> Other <input type="checkbox"/> Comments: _____					
Custody Seals Ice Chest <input type="checkbox"/> Containers <input type="checkbox"/> None <input checked="" type="checkbox"/> Comments: _____ Intact? Yes <input type="checkbox"/> No <input type="checkbox"/> Intact? Yes <input type="checkbox"/> No <input type="checkbox"/>					
All samples received? Yes <input checked="" type="checkbox"/> No <input type="checkbox"/> All samples containers intact? Yes <input type="checkbox"/> No <input type="checkbox"/> Description(s) match COC? Yes <input type="checkbox"/> No <input type="checkbox"/>					
COC Received <input type="checkbox"/> YES <input type="checkbox"/> NO		Emissivity: <u>0.97</u> Container: <u>NA</u> Thermometer ID: <u>274</u> Temperature: (A) <u>3.4</u> °C (C) <u>3.7</u> °C		Date/Time <u>1-3-25</u> <u>9:30</u> Analyst Init <u>McC</u>	

SAMPLE CONTAINERS	SAMPLE NUMBERS									
	1	2	3	4	5	6	7	8	9	10
QT PE UNPRES										
4oz / 8oz / 16oz PE UNPRES										
2oz Cr ⁶⁺										
QT INORGANIC CHEMICAL METALS										
INORGANIC CHEMICAL METALS 4oz / 8oz / 16oz										
PT CYANIDE										
PT NITROGEN FORMS										
PT TOTAL SULFIDE										
2oz. NITRATE / NITRITE										
PT TOTAL ORGANIC CARBON										
PT CHEMICAL OXYGEN DEMAND										
PIA PHENOLICS										
40ml VOA VIAL TRAVEL BLANK										
40ml VOA VIAL										
QT EPA 1664B	A									
PT ODOR										
RADIOLOGICAL										
BACTERIOLOGICAL										
40 ml VOA VIAL- 504										
QT EPA 508/608.3/8081A										
QT EPA 515.1/8151A										
QT EPA 525.2										
QT EPA 525.2 TRAVEL BLANK										
40ml EPA 547										
40ml EPA 531.1										
8oz EPA 548.1										
QT EPA 549.2										
QT EPA 8015M										
QT EPA 8270C										
8oz / 16oz / 32oz AMBER										
8oz / 16oz / 32oz JAR										
SOIL SLEEVE										
PCB VIAL										
PLASTIC BAG										
TEDLAR BAG										
FERROUS IRON										
ENCORE										
SMART KIT										
SUMMA CANISTER										

CHK BY SM DISTRIBUTION
 SUB OUT

Comments: _____
 Sample Numbering Completed By: McC Date/Time: 1-3-20 9:56 Rev 23 05/23/22
 A = Actual / C = Corrected [S:\WPDec\WordPerf\LAB_DOCS\FORMS\SAMINGR\Cre v 20]

Enthalpy Laboratories-Orange
931 West Barkley Avenue
Orange, CA 92868

Reported: 01/08/2026 12:05
Project: Chiquita Canyon Landfill Stormwater
Project Number: EO-550068
Project Manager: David Tripp

Laboratory / Client Sample Cross Reference

Laboratory	Client Sample Information		
2600038-01	COC Number:	---	Receive Date: 01/03/2026 09:30
	Project Number:	---	Sampling Date: 01/01/2026 09:00
	Sampling Location:	---	Sample Depth: ---
	Sampling Point:	South	Lab Matrix: Water
	Sampled By:	Client	Sample Type: Stormwater Runoff

The results in this report apply to the samples analyzed in accordance with the chain of custody document. This analytical report must be reproduced in its entirety.
All results listed in this report are for the exclusive use of the submitting party. Pace Analytical assumes no responsibility for report alteration, separation, detachment or third party interpretation.

Enthalpy Laboratories-Orange
931 West Barkley Avenue
Orange, CA 92868

Reported: 01/08/2026 12:05
Project: Chiquita Canyon Landfill Stormwater
Project Number: EO-550068
Project Manager: David Tripp

Organo-Phosphorus Pesticide Analysis (EPA Method 8141A)

Pace Sample ID: 2600038-01	Client Sample Name: South, 1/1/2026 9:00:00AM, Client
-----------------------------------	--

Constituent	Result	Units	PQL	MDL	Method	MB Bias	Lab Quals	DCN
Azinphos methyl	ND	ug/L	0.50	0.12	EPA-8141A	ND		1
Bolstar	ND	ug/L	0.20	0.050	EPA-8141A	ND		1
Chlorpyrifos	ND	ug/L	0.20	0.050	EPA-8141A	ND		1
Coumaphos	ND	ug/L	0.50	0.11	EPA-8141A	ND		1
Demeton O/S	ND	ug/L	0.20	0.056	EPA-8141A	ND		1
Diazinon	ND	ug/L	0.20	0.050	EPA-8141A	ND		1
Dichlorvos	ND	ug/L	0.20	0.050	EPA-8141A	ND		1
Disulfoton	ND	ug/L	0.20	0.050	EPA-8141A	ND		1
Ethoprop	ND	ug/L	0.20	0.052	EPA-8141A	ND		1
Fensulfothion	ND	ug/L	0.20	0.051	EPA-8141A	ND		1
Fenthion	ND	ug/L	0.20	0.050	EPA-8141A	ND		1
Merphos	ND	ug/L	0.20	0.050	EPA-8141A	ND		1
Methyl parathion	ND	ug/L	0.20	0.050	EPA-8141A	ND		1
Mevinphos	ND	ug/L	0.20	0.050	EPA-8141A	ND		1
Naled	ND	ug/L	0.50	0.17	EPA-8141A	ND		1
Phorate	ND	ug/L	0.20	0.066	EPA-8141A	ND		1
Ronnel (Fenchlorphos)	ND	ug/L	0.20	0.050	EPA-8141A	ND		1
Stirophos (Tetrachlorvinphos)	ND	ug/L	0.20	0.082	EPA-8141A	ND		1
Tokuthion (Prothiofos)	ND	ug/L	0.20	0.050	EPA-8141A	ND		1
Trichloronate	ND	ug/L	0.20	0.050	EPA-8141A	ND		1
Triphenylphosphate (Surrogate)	61.4	%	50 - 130 (LCL - UCL)		EPA-8141A			1

DCN	Method	Prep Date	Run		Analyst	Instrument	Dilution	QC	
			Date/Time					Batch ID	Prep Method
1	EPA-8141A	01/06/26 10:30	01/07/26	17:28	IJC	GC-18	0.941	B225090	EPA 3510C

DCN = Data Continuation Number

Enthalpy Laboratories-Orange
931 West Barkley Avenue
Orange, CA 92868

Reported: 01/08/2026 12:05
Project: Chiquita Canyon Landfill Stormwater
Project Number: EO-550068
Project Manager: David Tripp

Organo-Phosphorus Pesticide Analysis (EPA Method 8141A)

Quality Control Report - Method Blank Analysis

Constituent	QC Sample ID	MB Result	Units	PQL	MDL	Lab Quals	Run #
QC Batch ID: B225090							
Azinphos methyl	B225090-BLK1	ND	ug/L	0.50	0.12		1
Bolstar	B225090-BLK1	ND	ug/L	0.20	0.050		1
Chlorpyrifos	B225090-BLK1	ND	ug/L	0.20	0.050		1
Coumaphos	B225090-BLK1	ND	ug/L	0.50	0.11		1
Demeton O/S	B225090-BLK1	ND	ug/L	0.20	0.056		1
Diazinon	B225090-BLK1	ND	ug/L	0.20	0.050		1
Dichlorvos	B225090-BLK1	ND	ug/L	0.20	0.050		1
Disulfoton	B225090-BLK1	ND	ug/L	0.20	0.050		1
Ethoprop	B225090-BLK1	ND	ug/L	0.20	0.052		1
Fensulfothion	B225090-BLK1	ND	ug/L	0.20	0.051		1
Fenthion	B225090-BLK1	ND	ug/L	0.20	0.050		1
Merphos	B225090-BLK1	ND	ug/L	0.20	0.050		1
Methyl parathion	B225090-BLK1	ND	ug/L	0.20	0.050		1
Mevinphos	B225090-BLK1	ND	ug/L	0.20	0.050		1
Naled	B225090-BLK1	ND	ug/L	0.50	0.17		1
Phorate	B225090-BLK1	ND	ug/L	0.20	0.066		1
Ronnel (Fenclorphos)	B225090-BLK1	ND	ug/L	0.20	0.050		1
Stirophos (Tetrachlorvinphos)	B225090-BLK1	ND	ug/L	0.20	0.082		1
Tokuthion (Prothiofos)	B225090-BLK1	ND	ug/L	0.20	0.050		1
Trichloronate	B225090-BLK1	ND	ug/L	0.20	0.050		1
Triphenylphosphate (Surrogate)	B225090-BLK1	89.0	%	50 - 130 (LCL - UCL)			1

Run #	QC Sample ID	QC Type	Method	Prep Date	Run	Analyst	Instrument	Dilution
					Date Time			
1	B225090-BLK1	PB	EPA-8141A	01/06/26	01/07/26 16:00	IJC	GC-18	1

The results in this report apply to the samples analyzed in accordance with the chain of custody document. This analytical report must be reproduced in its entirety.
All results listed in this report are for the exclusive use of the submitting party. Pace Analytical assumes no responsibility for report alteration, separation, detachment or third party interpretation.

Enthalpy Laboratories-Orange
931 West Barkley Avenue
Orange, CA 92868

Reported: 01/08/2026 12:05
Project: Chiquita Canyon Landfill Stormwater
Project Number: EO-550068
Project Manager: David Tripp

Organo-Phosphorus Pesticide Analysis (EPA Method 8141A)

Quality Control Report - Laboratory Control Sample

Constituent	QC Sample ID	Type	Result	Spike Level	Units	Percent Recovery	RPD	Control Limits		Lab	Run #
								Percent Recovery	RPD		
QC Batch ID: B225090											
Bolstar	B225090-BS1	LCS	1.6800	2.0000	ug/L	84.0		50 - 130			1
	B225090-BSD1	LCSD	1.7400	2.0000	ug/L	87.0	3.5	50 - 130		30	2
Chlorpyrifos	B225090-BS1	LCS	1.9000	2.0000	ug/L	95.0		60 - 120			1
	B225090-BSD1	LCSD	1.9100	2.0000	ug/L	95.5	0.5	60 - 120		30	2
Diazinon	B225090-BS1	LCS	1.7900	2.0000	ug/L	89.5		60 - 130			1
	B225090-BSD1	LCSD	1.8150	2.0000	ug/L	90.8	1.4	60 - 130		30	2
Methyl parathion	B225090-BS1	LCS	1.9900	2.0000	ug/L	99.5		60 - 120			1
	B225090-BSD1	LCSD	2.0500	2.0000	ug/L	102	3.0	60 - 120		30	2
Mevinphos	B225090-BS1	LCS	1.5850	2.0000	ug/L	79.2		50 - 120			1
	B225090-BSD1	LCSD	1.5350	2.0000	ug/L	76.8	3.2	50 - 120		30	2
Ronnel (Fenclorphos)	B225090-BS1	LCS	2.0850	2.0000	ug/L	104		50 - 120			1
	B225090-BSD1	LCSD	2.1400	2.0000	ug/L	107	2.6	50 - 120		30	2
Stirophos (Tetrachlorvinphos)	B225090-BS1	LCS	1.9550	2.0000	ug/L	97.8		50 - 120			1
	B225090-BSD1	LCSD	1.9300	2.0000	ug/L	96.5	1.3	50 - 120		30	2
Triphenylphosphate (Surrogate)	B225090-BS1	LCS	2.6700	2.5000	ug/L	107		50 - 130			1
	B225090-BSD1	LCSD	2.6150	2.5000	ug/L	105	2.1	50 - 130			2

Run #	QC Sample ID	QC Type	Method	Prep Date	Run		Analyst	Instrument	Dilution
					Date	Time			
1	B225090-BS1	LCS	EPA-8141A	01/06/26	01/07/26	16:29	IJC	GC-18	1
2	B225090-BSD1	LCSD	EPA-8141A	01/06/26	01/07/26	16:59	IJC	GC-18	1

The results in this report apply to the samples analyzed in accordance with the chain of custody document. This analytical report must be reproduced in its entirety.
All results listed in this report are for the exclusive use of the submitting party. Pace Analytical assumes no responsibility for report alteration, separation, detachment or third party interpretation.



Enthalpy Laboratories-Orange
931 West Barkley Avenue
Orange, CA 92868

Reported: 01/08/2026 12:05
Project: Chiquita Canyon Landfill Stormwater
Project Number: EO-550068
Project Manager: David Tripp

Notes And Definitions

- MDL Method Detection Limit
- ND Analyte Not Detected
- PQL Practical Quantitation Limit

The results in this report apply to the samples analyzed in accordance with the chain of custody document. This analytical report must be reproduced in its entirety.
All results listed in this report are for the exclusive use of the submitting party. Pace Analytical assumes no responsibility for report alteration, separation, detachment or third party interpretation.

Laboratory Job Number 550068

Subcontracted Products

McCampbell Analytical, Inc.



McC Campbell Analytical, Inc.

"When Quality Counts"

Analytical Report

WorkOrder: 2601096

Report Created for: Enthalpy Analytical

931 West Barkley Avenue
Orange, CA 92868

Project Contact: David Tripp

Project P.O.: 079649

Project: EO-550068

Project Location:

Project Received: 01/06/2026

Analytical Report reviewed & approved for release on 01/08/2026 by:

Jennifer Lagerbom

Project Manager

The report shall not be reproduced except in full, without the written approval of the laboratory. The analytical results relate only to the items tested. Results reported conform to the most current regulatory standards, where applicable, unless otherwise stated.





Glossary of Terms & Qualifier Definitions

Client: Enthalpy Analytical

WorkOrder: 2601096

Project: EO-550068

Glossary Abbreviation

%D	Serial Dilution Percent Difference
95% Interval	95% Confident Interval
CCV	Continuing Calibration Verification.
CCV REC (%)	% recovery of Continuing Calibration Verification.
CPT	Consumer Product Testing not NELAP Accredited
DF	Dilution Factor
DI WET	(DISTLC) Waste Extraction Test using DI water
DISS	Dissolved (direct analysis of 0.45 µm filtered and acidified water sample)
DLT	Dilution Test (Serial Dilution)
DUP	Duplicate
EDL	Estimated Detection Limit
ERS	External reference sample. Second source calibration verification.
ITEF	International Toxicity Equivalence Factor
LCS	Laboratory Control Sample
LCS2	Second LCS for the batch. Spike level is lower than that for the first LCS; applicable to method 1633.
LQL	Lowest Quantitation Level
MB	Method Blank
MB IS/SS % Rec	% Recovery of Internal Standard or Surrogate in Method Blank, if applicable
MB SS % Rec	% Recovery of Surrogate in Method Blank, if applicable
MDL	Method Detection Limit ¹
ML	Minimum Level of Quantitation
MS	Matrix Spike
MSD	Matrix Spike Duplicate
NA	Not Applicable
ND	Not detected at or above the indicated MDL or RL.
NR	Data Not Reported due to matrix interference or insufficient sample amount.
PDS	Post Digestion Spike
PF	Prep Factor
RD	Relative Difference
RL	Reporting Limit ²
RPD	Relative Percent Difference
RRT	Relative Retention Time
RSD	Relative Standard Deviation
SNR	Surrogate is diluted out of the calibration range

¹ MDL is the minimum measured concentration of a substance that can be reported with 99% confidence that the measured concentration is distinguishable from method blank results. Definition and Procedure for the Determination of the Method Detection Limit, Revision 2, 40CFR, Part 136, Appendix B, EPA 821-R-16-006, December 2016. Values are based upon our default extraction volume/amount and are subject to change.

² RL is the lowest level that can be reliably determined within specified limits of precision and accuracy during routine laboratory operating conditions. (The RL cannot be lower than the lowest calibration standard used in the initial calibration of the instrument and must be greater than the MDL.) Values are based upon our default extraction volume/amount and are subject to change.



Glossary of Terms & Qualifier Definitions

Client: Enthalpy Analytical

WorkOrder: 2601096

Project: EO-550068

SPK Val	Spike Value
SPKRef Val	Spike Reference Value
SPLP	Synthetic Precipitation Leachate Procedure
ST	Sorbent Tube
TCLP	Toxicity Characteristic Leachate Procedure
TEQ	Toxicity Equivalents
TNTC	"Too Numerous to Count;" greater than 250 colonies observed on the plate.
TPH-Diesel	Sample results for semi-volatile TPH (diesel, kerosene, oil, etc) were calculated using a background subtraction procedure to correct for instrument baseline rise (column bleed) as described in Sec 7.7.2.2 of EPA 8015 B, C.
TZA	TimeZone Net Adjustment for sample collected outside of MAI's Coordinated Universal Time (UTC). (Adjustment for Daylight Saving is not accounted.)
WET (STLC)	Waste Extraction Test (Soluble Threshold Limit Concentration)

Quality Control Qualifiers

F2 LCS/LCSD recovery and/or RPD/RSD is out of acceptance criteria.



Analytical Report

Client: Enthalpy Analytical
Date Received: 01/06/2026 9:44
Date Prepared: 01/06/2026
Project: EO-550068

WorkOrder: 2601096
Extraction Method: E8151A
Analytical Method: E8151A
Unit: µg/L

Chlorinated Herbicides by GC-ECD

Client ID	Lab ID	Matrix	Date Collected	Instrument FileID	Batch ID
SOUTH	2601096-001A	Water	01/01/2026 09:00	GC15A 01072617.D	333154

Analytes	Result	MDL	RL	DF	Date Analyzed
Acifluorfen	ND	5.3	10	10	01/07/2026 13:55
Bentazon	ND	3.2	10	10	01/07/2026 13:55
Chloramben	ND	6.4	10	10	01/07/2026 13:55
2,4-D (Dichlorophenoxyacetic acid)	ND	0.79	2.0	10	01/07/2026 13:55
2,4-DB	ND	4.2	10	10	01/07/2026 13:55
Dalapon	ND	7.7	10	10	01/07/2026 13:55
D CPA (mono & diacid)	ND	5.0	10	10	01/07/2026 13:55
Dicamba	ND	0.74	2.0	10	01/07/2026 13:55
3,5-Dichlorobenzoic Acid	ND	2.4	10	10	01/07/2026 13:55
Dichloroprop	ND	3.5	10	10	01/07/2026 13:55
Dinoseb (DNBP)	ND	3.0	10	10	01/07/2026 13:55
MCPA	ND	13	20	10	01/07/2026 13:55
MCPP	ND	12	20	10	01/07/2026 13:55
4-Nitrophenol	ND	7.7	10	10	01/07/2026 13:55
Pentachlorophenol (PCP)	ND	0.55	2.0	10	01/07/2026 13:55
Picloram	ND	3.8	10	10	01/07/2026 13:55
2,4,5-T (Trichlorophenoxy acetic acid)	ND	1.0	2.0	10	01/07/2026 13:55
2,4,5-TP (Silvex)	ND	1.6	5.0	10	01/07/2026 13:55

Surrogates	REC (%)	Limits	DF	Date Analyzed
DCAA	94	60-140	10	01/07/2026 13:55

Analyst(s): DP



Analytical Report

Client: Enthalpy Analytical
Date Received: 01/06/2026 9:44
Date Prepared: 01/06/2026
Project: EO-550068

WorkOrder: 2601096
Extraction Method: RSK175
Analytical Method: RSK175
Unit: µg/L

Dissolved Carbon Dioxide by RSK 175

Client ID	Lab ID	Matrix	Date Collected	Instrument FileID	Batch ID
SOUTH	2601096-001B	Water	01/01/2026 09:00	GC26 0106261107.D	333187

Analytes	Result	MDL	RL	DF	Date Analyzed
Carbon Dioxide	1100	50	50	1	01/06/2026 15:42

Analyst(s): CLO



Quality Control Report

Client: Enthalpy Analytical
Date Prepared: 01/06/2026
Date Analyzed: 01/07/2026
Instrument: GC15A
Matrix: Water
Project: EO-550068

WorkOrder: 2601096
BatchID: 333154
Extraction Method: E8151A
Analytical Method: E8151A
Unit: µg/L
Sample ID: MB/LCS/LCSD-333154

QC Summary Report for E8151A

Analyte	MB Result	MDL	RL	SPK Val	MB IS/SS %REC	MB IS/SS Limits
Acifluorfen	ND	0.53	1.0	-	-	-
Bentazon	ND	0.32	1.0	-	-	-
Chloramben	ND	0.64	1.0	-	-	-
2,4-D (Dichlorophenoxyacetic acid)	ND	0.079	0.20	-	-	-
2,4-DB	ND	0.42	1.0	-	-	-
Dalapon	ND	0.77	1.0	-	-	-
DCPA (mono & diacid)	ND	0.50	1.0	-	-	-
Dicamba	ND	0.074	0.20	-	-	-
3,5-Dichlorobenzoic Acid	ND	0.24	1.0	-	-	-
Dichloroprop	ND	0.35	1.0	-	-	-
Dinoseb (DNBP)	ND	0.30	1.0	-	-	-
MCPA	ND	1.3	2.0	-	-	-
MCPP	ND	1.2	2.0	-	-	-
4-Nitrophenol	ND	0.77	1.0	-	-	-
Pentachlorophenol (PCP)	ND	0.055	0.20	-	-	-
Picloram	ND	0.38	1.0	-	-	-
2,4,5-T (Trichlorophenoxy acetic acid)	ND	0.10	0.20	-	-	-
2,4,5-TP (Silvex)	ND	0.16	0.50	-	-	-
Surrogate Recovery						
DCAA	8.9			10	89	70-130



Quality Control Report

Client: Enthalpy Analytical
Date Prepared: 01/06/2026
Date Analyzed: 01/07/2026
Instrument: GC15A
Matrix: Water
Project: EO-550068

WorkOrder: 2601096
BatchID: 333154
Extraction Method: E8151A
Analytical Method: E8151A
Unit: µg/L
Sample ID: MB/LCS/LCSD-333154

QC Summary Report for E8151A

Analyte	LCS Result	LCSD Result	SPK Val	LCS %REC	LCSD %REC	LCS/LCSD Limits	RPD	RPD Limit
Acifluorfen	9.7	9.2	10	97	92	70-130	0	30
Bentazon	11	11	10	112	108	70-130	0	30
Chloramben	11	11	10	114	114	70-130	0	30
2,4-D (Dichlorophenoxyacetic acid)	9.6	9.7	10	96	97	70-130	0	30
2,4-DB	9.6	10	10	96	100	70-130	0	30
Dalapon	10	10	10	100	102	70-130	0	30
DCPA (mono & diacid)	9.8	9.7	10	98	97	70-130	0	30
Dicamba	9.3	9.4	10	93	94	70-130	0	30
3,5-Dichlorobenzoic Acid	9.3	9.5	10	93	95	70-130	0	30
Dichloroprop	9.4	9.5	10	94	95	70-130	0	30
Dinoseb (DNBP)	10	9.6	10	101	96	70-130	0	30
MCPA	80	83	100	80	83	70-130	0	30
MCPP	100	100	100	100	100	70-130	0	30
4-Nitrophenol	19	20	10	195,F2	202,F2	70-130	0	30
Pentachlorophenol (PCP)	9.8	9.8	10	98	98	70-130	0	30
Picloram	9.4	9.3	10	94	93	70-130	0	30
2,4,5-T (Trichlorophenoxy acetic acid)	10	9.9	10	100	99	70-130	0	30
2,4,5-TP (Silvex)	10	10	10	102	103	70-130	0	30
Surrogate Recovery								
DCAA	9.5	9.7	10	95	97	70-130	0	30



Quality Control Report

Client: Enthalpy Analytical
Date Prepared: 01/06/2026
Date Analyzed: 01/06/2026
Instrument: GC26
Matrix: Water
Project: EO-550068

WorkOrder: 2601096
BatchID: 333187
Extraction Method: RSK175
Analytical Method: RSK175
Unit: µg/L
Sample ID: MB/LCS/LCSD-333187

QC Summary Report for RSK175

Analyte	MB Result	MDL	RL			
Carbon Dioxide	ND	50	50	-	-	-

Analyte	LCS Result	LCSD Result	SPK Val	LCS %REC	LCSD %REC	LCS/LCSD Limits	RPD	RPD Limit
Carbon Dioxide	140	150	187.2	75	81	70-130	7.42	30



Certified Analyte List

Client: Enthalpy Analytical

WorkOrder: 2601096

Project: EO-550068

Analyte	Cert 1	Cert 2	Cert 3	Cert 4	Cert 5	Analytical Method	Matrix
2,4,5-T (Trichlorophenoxy acetic acid)	<input checked="" type="radio"/>	<input checked="" type="radio"/>	<input type="radio"/>	<input type="radio"/>	<input type="radio"/>	E8151A	Water
2,4,5-TP (Silvex)	<input checked="" type="radio"/>	<input checked="" type="radio"/>	<input type="radio"/>	<input type="radio"/>	<input type="radio"/>	E8151A	Water
2,4-D (Dichlorophenoxyacetic acid)	<input checked="" type="radio"/>	<input checked="" type="radio"/>	<input type="radio"/>	<input type="radio"/>	<input type="radio"/>	E8151A	Water
2,4-DB	<input checked="" type="radio"/>	<input checked="" type="radio"/>	<input type="radio"/>	<input type="radio"/>	<input type="radio"/>	E8151A	Water
3,5-Dichlorobenzoic Acid	<input type="radio"/>	<input checked="" type="radio"/>	<input type="radio"/>	<input type="radio"/>	<input type="radio"/>	E8151A	Water
4-Nitrophenol	<input checked="" type="radio"/>	<input checked="" type="radio"/>	<input type="radio"/>	<input type="radio"/>	<input type="radio"/>	E8151A	Water
Acifluorfen	<input type="radio"/>	<input checked="" type="radio"/>	<input type="radio"/>	<input type="radio"/>	<input type="radio"/>	E8151A	Water
Bentazon	<input type="radio"/>	<input checked="" type="radio"/>	<input type="radio"/>	<input type="radio"/>	<input type="radio"/>	E8151A	Water
Chloramben	<input type="radio"/>	<input checked="" type="radio"/>	<input type="radio"/>	<input type="radio"/>	<input type="radio"/>	E8151A	Water
Dalapon	<input checked="" type="radio"/>	<input checked="" type="radio"/>	<input type="radio"/>	<input type="radio"/>	<input type="radio"/>	E8151A	Water
DCPA (mono & diacid)	<input type="radio"/>	<input checked="" type="radio"/>	<input type="radio"/>	<input type="radio"/>	<input type="radio"/>	E8151A	Water
Dicamba	<input checked="" type="radio"/>	<input checked="" type="radio"/>	<input type="radio"/>	<input type="radio"/>	<input type="radio"/>	E8151A	Water
Dichloroprop	<input checked="" type="radio"/>	<input checked="" type="radio"/>	<input type="radio"/>	<input type="radio"/>	<input type="radio"/>	E8151A	Water
Dinoseb (DNBP)	<input checked="" type="radio"/>	<input checked="" type="radio"/>	<input type="radio"/>	<input type="radio"/>	<input type="radio"/>	E8151A	Water
MCPA	<input checked="" type="radio"/>	<input checked="" type="radio"/>	<input type="radio"/>	<input type="radio"/>	<input type="radio"/>	E8151A	Water
MCPP	<input checked="" type="radio"/>	<input checked="" type="radio"/>	<input type="radio"/>	<input type="radio"/>	<input type="radio"/>	E8151A	Water
Pentachlorophenol (PCP)	<input checked="" type="radio"/>	<input checked="" type="radio"/>	<input type="radio"/>	<input type="radio"/>	<input type="radio"/>	E8151A	Water
Picloram	<input type="radio"/>	<input checked="" type="radio"/>	<input type="radio"/>	<input type="radio"/>	<input type="radio"/>	E8151A	Water

Certifications

- Cert 1 CA ELAP 1644
- Cert 2 ORELAP (NELAP) 4033

The Certified Analyte Report lists the compounds for which MAI is accredited at the time of issuance. Although MAI holds multiple accreditations, methods with extensive compound lists may not be fully accredited due to state agency availability.



1534 Willow Pass Rd
 Pittsburg, CA 94565-1701
 (925) 252-9262

CHAIN-OF-CUSTODY RECORD

WorkOrder: 2601096

ClientCode: ENO

WaterTrax CLIP EDF

EQulS Dry-Weight Email HardCopy ThirdParty J-flag

Detection Summary Excel [A1_Standard_QC]

Report to:

David Tripp
 Enthalpy Analytical
 931 West Barkley Avenue
 Orange, CA 92868
 657-581-4710 FAX:

Email: david.tripp@enthalpy.com
 cc/3rd Party: incomingreports@enthalpy.com;
 PO: 079649
 Project: EO-550068

Bill to:

Accounts Payable/Enthalpy SoCal
 Montrose Environmental Group
 PO Box 842165
 Boston, MA 02284-2165
 003EL_ap@montrose-env.com

Requested TAT: 2 days;

Date Received: 01/06/2026

Date Logged: 01/06/2026

Lab ID	ClientSampID	Matrix	Collection Date	Hold	Requested Tests (See legend below)												
					1	2	3	4	5	6	7	8	9	10	11	12	
2601096-001	SOUTH	Water	1/1/2026 09:00	<input type="checkbox"/>	A	A	B										

Test Legend:

1	8151_W	2	PRDisposal Fee	3	RSK175_CO2_W	4	
5		6		7		8	
9		10		11		12	

Prepared by: Agustina Venegas

Comments:

NOTE: Soil samples are discarded 60 days after receipt unless other arrangements are made (Water samples are 30 days).
 Hazardous samples will be returned to client or disposed of at client expense.



WORK ORDER SUMMARY

Client Name: ENTHALPY ANALYTICAL

Project: EO-550068

Work Order: 2601096

Client Contact: David Tripp

QC Level: LEVEL 2

Contact's Email: david.tripp@enthalpy.com

Comments:

Date Logged: 1/6/2026

WaterTrax CLIP EDF Excel EQUIS Email HardCopy ThirdParty J-flag

LabID	ClientSampID	Matrix	Test Name	Cont./Comp.	Bottle & Preservative	U**	Head Space	Dry-Weight	Collection Date & Time	TAT	Test Due Date	Sediment Content	Hold	Sub Out
001A	SOUTH	Water	E8151A (Chlorinated Herbicides)	1	1LA Narrow Mouth, Unpres	<input type="checkbox"/>	<input type="checkbox"/>	<input type="checkbox"/>	1/1/2026 9:00	2 days	1/8/2026	Present	<input type="checkbox"/>	<input type="checkbox"/>
001B	SOUTH	Water	RSK175 (CO2)	2	VOA, Unpres	<input type="checkbox"/>	<input type="checkbox"/>	<input type="checkbox"/>	1/1/2026 9:00	2 days	1/8/2026	Present	<input type="checkbox"/>	<input type="checkbox"/>

NOTES: * STLC and TCLP extractions require 2 days to complete; therefore, all TATs begin after the extraction is completed (i.e., One-day TAT yields results in 3 days from sample submission).

- ISM prep requires 5 to 10 days to complete; therefore, all TATs begin after the extraction is completed (i.e., One-day TAT yields results in 6 to 11 days from sample submission). Due date listed on WO summary will not accurately reflect the time needed for sample preparation.

- Organic extracts are held for 40 days before disposal; Inorganic extract are held for 30 days.

- MAI assumes that all material present in the provided sampling container is considered part of the sample - MAI does not exclude any material from the sample prior to sample preparation unless requested in writing by the client.

U** = An unpreserved container was received for a method that suggests a preservation in order to extend hold time for analysis.

2601096

HOLD TIME RUSH



931 West Barkley Ave
Orange, CA 92868
(714) 771-6900

Subcontract Laboratory:

McC Campbell Analytical, Inc.
1534 Willow Pass Rd.
Pittsburg, CA 94565
ATTN: Quote ID: 252619
PO #: PO-079649

Enthalpy Order: EO-550068

PM: David Tripp
Email: david.tripp@enthalpy.com
CC: incomingreports@enthalpy.com
Phone: 657-581-4710

Results Due: Standard TAT (w/ HT RUSH)

Report Level: II

Report To: MDL

EDDs: Standard Excel EDD

Notes:

CHIQUITA Stormwater - Hold time rush please

Sample ID	Collected	Lab ID	# Cont.	Matrix	Analysis Requested	Comment
SOUTH	01-JAN-2026 09:00	550068-001	1	Water	EPA 8151A Chlorinated Herbicides	
			2	Water	RSK-175 CO2	HOLD TIME RUSH

Notes:	Relinquished By:	Received By:
	<i>[Signature]</i>	<i>[Signature]</i>
	Date: 1-5-26 14:40	Date: 1/6/26 0944
	Date:	Date:
	Date:	Date:

FedEx: 887647529148

0.2C MET
1239



Sample Receipt Checklist

Client Name: Enthalpy Analytical
 Project: EO-550068

Date and Time Received: 1/6/2026 09:44
 Date Logged: 1/6/2026
 Received by: Agustina Venegas
 Logged by: Agustina Venegas

WorkOrder No: 2601096 Matrix: Water
 Carrier: FedEx

Chain of Custody (COC) Information

Chain of custody present?	Yes <input checked="" type="checkbox"/>	No <input type="checkbox"/>	
Chain of custody signed when relinquished and received?	Yes <input checked="" type="checkbox"/>	No <input type="checkbox"/>	
Chain of custody agrees with sample labels?	Yes <input checked="" type="checkbox"/>	No <input type="checkbox"/>	
Sample IDs noted by Client on COC?	Yes <input checked="" type="checkbox"/>	No <input type="checkbox"/>	
Date and Time of collection noted by Client on COC?	Yes <input checked="" type="checkbox"/>	No <input type="checkbox"/>	
Sampler's name noted on COC?	Yes <input type="checkbox"/>	No <input checked="" type="checkbox"/>	
COC agrees with Quote?	Yes <input checked="" type="checkbox"/>	No <input type="checkbox"/>	NA <input type="checkbox"/>
COC quote NOT expired?	Yes <input type="checkbox"/>	No <input checked="" type="checkbox"/>	NA <input type="checkbox"/>

Sample Receipt Information

Custody seals intact on shipping container/cooler?	Yes <input type="checkbox"/>	No <input type="checkbox"/>	NA <input checked="" type="checkbox"/>
Custody seals intact on sample bottles?	Yes <input type="checkbox"/>	No <input type="checkbox"/>	NA <input checked="" type="checkbox"/>
Shipping container/cooler in good condition?	Yes <input checked="" type="checkbox"/>	No <input type="checkbox"/>	
Samples in proper containers/bottles?	Yes <input checked="" type="checkbox"/>	No <input type="checkbox"/>	
Sample containers intact?	Yes <input checked="" type="checkbox"/>	No <input type="checkbox"/>	
Sufficient sample volume for indicated test?	Yes <input checked="" type="checkbox"/>	No <input type="checkbox"/>	

Sample Preservation and Hold Time (HT) Information

All samples received within holding time?	Yes <input checked="" type="checkbox"/>	No <input type="checkbox"/>	NA <input type="checkbox"/>
Samples Received on Ice?	Yes <input checked="" type="checkbox"/>	No <input type="checkbox"/>	

(Ice Type: WET ICE)

Sample/Temp Blank temperature		Temp: 0.2°C	NA <input type="checkbox"/>
ZHS conditional analyses: VOA meets zero headspace requirement (VOCs, TPHg/BTEX, RSK)?	Yes <input checked="" type="checkbox"/>	No <input type="checkbox"/>	NA <input type="checkbox"/>
Sample labels checked for correct preservation?	Yes <input checked="" type="checkbox"/>	No <input type="checkbox"/>	
pH acceptable upon receipt (Metal: <2)?	Yes <input type="checkbox"/>	No <input type="checkbox"/>	NA <input checked="" type="checkbox"/>

UCMR Samples:

pH tested and acceptable upon receipt (200.7: ≤2; 533: 6 - 8; 537.1: 6 - 8)?	Yes <input type="checkbox"/>	No <input type="checkbox"/>	NA <input checked="" type="checkbox"/>
Free Chlorine tested and acceptable upon receipt (<0.1mg/L) [not applicable to 200.7]?	Yes <input type="checkbox"/>	No <input type="checkbox"/>	NA <input checked="" type="checkbox"/>

Comments:

Laboratory Job Number 550068

Subcontracted Products

Enthalpy - El Dorado Hills



January 20, 2026

**Enthalpy Analytical - El Dorado Hills
Work Order No. 2601003**

Mr. David Tripp
Enthalpy Analytical
931 W. Barkley Avenue
Orange, CA 92868

Dear Mr. Tripp,

Enclosed are the results for the sample set received at Enthalpy Analytical - EDH on January 03, 2026 under your Project Name 'EO-550068'.

Enthalpy Analytical - EDH is committed to serving you effectively. If you require additional information, please contact me at 916-673-1520 or by email at mark.rein@enthalpy.com.

Thank you for choosing Enthalpy Analytical - EDH as part of your analytical support team.

Sincerely,

A handwritten signature in black ink, appearing to read 'Mark Rein', is displayed within a light grey rectangular box.

Mark Rein
Project Manager

Enthalpy Analytical -EDH certifies that the report herein meets all the requirements set forth by NELAP for those applicable test methods. Results relate only to the samples as received by the laboratory. This report should not be reproduced except in full without the written approval of Enthalpy Analytical -EDH.

Enthalpy Analytical - EDH Work Order No. 2601003

Case Narrative

Sample Condition on Receipt:

One water sample was received and stored securely in accordance with Enthalpy Analytical - EDH standard operating procedures and EPA methodology. The sample was received in good condition and within the method temperature requirements.

Analytical Notes:

EPA Method 8290A

The sample was extracted and analyzed for 2,3,7,8 TCDD by EPA Method 8290A using a ZB-DIOXIN GC column.

Holding Times

The method holding time criteria was met for this sample.

Quality Control

The Initial Calibration and Continuing Calibration Verifications met the method acceptance criteria.

A Method Blank and Ongoing Precision and Recovery (OPR) sample were extracted and analyzed with the preparation batch. No analytes were detected above the sample quantitation limits in the Method Blank. The OPR recoveries were within the method acceptance criteria.

Labeled standard recoveries for all QC and field samples were within method acceptance criteria.

TABLE OF CONTENTS

Case Narrative.....	1
Table of Contents.....	3
Sample Inventory.....	4
Analytical Results.....	5
Qualifiers.....	9
Certifications.....	10
Sample Receipt.....	11

Sample Inventory Report

Sample ID	Client Sample ID	Sampled	Received	Components/Containers
2601003-01	SOUTH	01-Jan-26 09:00	03-Jan-26 09:19	Amber Glass NM Bottle, 1L

ANALYTICAL RESULTS

Sample ID: Method Blank
EPA Method 8290A

Client Data		Laboratory Data					
Name:	Enthalpy Analytical	Lab Sample:	B26A139-BLK1	Date Extracted:	16-Jan-26		
Project:	EO-550068	QC Batch:	B26A139	Sample Size:	0.500 L	Column:	ZB-DIOXIN
Matrix:	Aqueous						

Analyte	Conc. (pg/L)	MDL	RL	Qualifiers	Analyzed	Dilution
2,3,7,8-TCDD	ND	3.56	10.0		17-Jan-26 18:55	1

Labeled Standards	Type	% Recovery	Limits	Qualifiers	Analyzed	Dilution
13C-2,3,7,8-TCDD	IS	82.8	40 - 135		17-Jan-26 18:55	1
37Cl-2,3,7,8-TCDD	CRS	89.2	40 - 135		17-Jan-26 18:55	1

MDL - Method Detection Limit

RL - Reporting limit

Results reported to MDL.

Sample ID: OPR
EPA Method 8290A

Client Data		Laboratory Data			
Name:	Enthalpy Analytical	Lab Sample:	B26A139-BS1		
Project:	EO-550068	QC Batch:	B26A139	Date Extracted:	16-Jan-26 03:19
Matrix:	Aqueous	Sample Size:	0.500 L	Column:	ZB-DIOXIN

Analyte	Amt Found (pg/L)	Spike Amt	% Recovery	Limits	Qualifiers	Analyzed	Dilution
2,3,7,8-TCDD	355	400	88.9	70 - 130		17-Jan-26 15:57	1
Labeled Standards	Type		% Recovery	Limits	Qualifiers	Analyzed	Dilution
13C-2,3,7,8-TCDD	IS		75.4	40 - 135		17-Jan-26 15:57	1
37Cl-2,3,7,8-TCDD	CRS		79.1	40 - 135		17-Jan-26 15:57	1

Sample ID: SOUTH
EPA Method 8290A

Client Data		Laboratory Data				
Name:	Enthalpy Analytical	Lab Sample:	2601003-01	Date Received:	03-Jan-26 09:19	
Project:	EO-550068	QC Batch:	B26A139	Date Extracted:	16-Jan-26	
Matrix:	Water	Sample Size:	0.502 L	Column:	ZB-DIOXIN	
Date Collected:	01-Jan-26 09:00					

Analyte	Conc. (pg/L)	MDL	RL	Qualifiers	Analyzed	Dilution
2,3,7,8-TCDD	ND	3.55	9.97		18-Jan-26 10:41	1
Labeled Standards	Type	% Recovery	Limits	Qualifiers	Analyzed	Dilution
13C-2,3,7,8-TCDD	IS	64.2	40 - 135		18-Jan-26 10:41	1
37Cl-2,3,7,8-TCDD	CRS	89.0	40 - 135		18-Jan-26 10:41	1

MDL - Method Detection Limit

RL - Reporting limit

Results reported to MDL.

DATA QUALIFIERS & ABBREVIATIONS

B	Compound was also detected in the method blank
Conc.	Concentration
CRS	Cleanup Recovery Standard
D	Dilution
DL	Detection Limit
E	Concentration exceeded the calibration range
EDL	Estimated Detection Limit
EMPC	Estimated Maximum Possible Concentration
H	Recovery and/or RPD was outside laboratory acceptance limits
I	Chemical Interference
IS	Internal Standard
J	Estimated Concentration below the Reporting Limit/LOQ
LOD	Limit of Detection
LOQ	Limit of Quantitation
MDL	Method Detection Limit
NA	Not Applicable
ND	Not Detected
OPR	Ongoing Precision and Recovery sample
P	Concentration may include contribution from chlorinated diphenyl ether(s).
Q	Ion transition ratio is outside of the acceptance criteria.
RL	Reporting Limit (MRL)
TEQ	Toxic Equivalency, sum of the toxic equivalency factors (TEF) multiplied by the sample concentrations.
TEQMax	TEQ calculated using the detection limit as the concentration for non-detects
TEQMin	TEQ calculated using zero as the concentration for non-detects
TEQRisk	TEQ calculated using ½ the detection limit as the concentration for non-detects
U	Not Detected (specific projects only)
*	See Cover Letter

Unless otherwise noted, solid sample results are reported in dry weight. Tissue samples are reported in wet weight.

Enthalpy Analytical - EDH Certifications

Accrediting Authority	Certificate Number
Alaska Department of Environmental Conservation	17-013
Arkansas Department of Environmental Quality	21-023-0
California Department of Health – ELAP	2892
DoD ELAP - A2LA Accredited - ISO/IEC 17025	3091.01
Florida Department of Health	E87777
Hawaii Department of Health	N/A
Louisiana Department of Environmental Quality	01977
Maine Department of Health	2020018
Michigan Department of Environmental Quality	9932
Minnesota Department of Health	2211390
Nevada Division of Environmental Protection	CA00413
New Hampshire Environmental Accreditation Program	207721
New Jersey Department of Environmental Protection	CA003
New York Department of Health	11411
Ohio Environmental Protection Agency	87778
Oregon Laboratory Accreditation Program	4042-021
Texas Commission on Environmental Quality	T104704189-22-13
Vermont Department of Health	VT-4042
Virginia Department of General Services	11276
Washington Department of Ecology	C584
Wisconsin Department of Natural Resources	998036160

Current certificates and lists of licensed parameters can be found at Enthalpy.com/Resources/Accreditations.



931 West Barkley Ave
 Orange, CA 92868
 (714) 771-6900

Subcontract Laboratory:

Enthalpy - El Dorado Hills
 1104 Windfield Way
 El Dorado Hills, CA 95762
 ATTN: Mark Rein
 PO #: Required, to be sent via email

Enthalpy Order: EO-550068

PM: David Tripp
 Email: david.tripp@enthalpy.com
 CC: incomingreports@enthalpy.com
 Phone: 657-581-4710

XAO ↓ 3/26
~~250~~ 2601003 17C

Results Due: Standard TAT (15wd TAT)
 Report Level: II
 Report To: MDL
 EDDs: BLDR:Enthalpy (the normal EDD you send to Orange)

Notes:

CHIQUITA Stormwater - please strive for 15wd TAT if at all possible. No decanting, unless specifically requested. We'll notify ASAP if that ever changes.

Sample ID	Collected	Lab ID	# Cont.	Matrix	Analysis Requested	Comment
SOUTH	01-JAN-2026 09:00	550068-001	1	Water	EPA 8290 - 2,3,7,8-TCDD Only	

Notes:	Relinquished By:	Received By:
	Date: 1/2/26 14:41	Date: 01/03/26 09:19
	Date:	Date:
	Date:	Date:

CoC/Label Reconciliation Report WO# 2601003

LabNumber	CoC Sample ID	SampleAlias	Sample Date/Time	Container	BaseMatrix	Sample Comments
2601003-01	A SOUTH	550068-001	01-Jan-26 09:00	Amber Glass NM Bottle, 1L	Aqueous	

Checkmarks indicate that information on the COC reconciled with the sample label.
Any discrepancies are noted in the following columns.

CONDITION	Yes	No	NA
Sample Container Intact?	/		
Sample Container(s) Custody Seals Intact?			/
Custody Seals On Cooler Intact?			/
Adequate Sample Volume?	/		
Container Type Appropriate for Analysis(es)?	/		

Comments:

(A) = NO Backup volume.

Preservation Documented: Na2S2O3 Trizma NH4CH3CO2 None Other

Verified by/Date: XAO 1/3/26

ATTACHMENT C



ENTHALPY
ANALYTICAL

Enthalpy Analytical
931 West Barkley Ave
Orange, CA 92868
(714) 771-6900

enthalpy.com

Lab Job Number : 549864
Report Level : II
Report Date : 12/30/2025

Analytical Report *prepared for:*

Helen Dubach
CTEH Chiquita Canyon Landfill - PROJ-037507
5120 Northshore Drive
North Little Rock, AR 72118

Project: EAST BASIN - East Basin Waters & Soils

Authorized for release by:

David Tripp, Project Manager
657-581-4710
david.tripp@enthalpy.com

This data package has been reviewed for technical correctness and completeness. Release of this data has been authorized by the Laboratory Manager or the Manager's designee, as verified by the above signature which applies to this PDF file as well as any associated electronic data deliverable files. The results contained in this report meet all requirements of NELAP and pertain only to those samples which were submitted for analysis. This report may be reproduced only in its entirety.

CA ELAP# 1338, CA ELAP #1338-S1, NELAP# 4038, SCAQMD LAP# 18LA0518, LACSD ID# 10105, ORELAP# 4197

Sample Summary

Helen Dubach
CTEH Chiquita Canyon Landfill - PROJ-
037507
5120 Northshore Drive
North Little Rock, AR 72118

Lab Job #: 549864
Project No: EAST BASIN
Location: East Basin Waters & Soils
Date Received: 12/29/25

Sample ID	Lab ID	Collected	Matrix
CACA251229Z011SW-EAST BASIN	549864-001	12/29/25 11:05	Water

Case Narrative

CTEH Chiquita Canyon Landfill - PROJ-037507
5120 Northshore Drive
North Little Rock, AR 72118
Helen Dubach

Lab Job Number: 549864
Project No: EAST BASIN
Location: East Basin Waters & Soils
Date Received: 12/29/25

This data package contains sample and QC results for one water sample, requested for the above referenced project on 12/29/25. The sample was received cold and intact.

Volatile Organics by GC/MS (EPA 8260B):

No analytical problems were encountered.

Semivolatile Organics by GC/MS (EPA 8270C):

- High RPD was observed for pyridine in the BS/BSD for batch 391224; this analyte was not detected at or above the RL in the associated sample.
- No other analytical problems were encountered.

Metals (EPA 6010B and EPA 7470A):

- Molybdenum was detected between the MDL and the RL in the method blank for batch 391221; this analyte was not detected in the sample at or above the RL.
- No other analytical problems were encountered.

Closed-Cup Ignitability (Flashpoint) (EPA 1010):

- Sample results preceded by '>' do not meet the definition of an ignitable waste as defined in 40 CFR 261.21 and 22 CCR 66261.
- No analytical problems were encountered.

pH of Aqueous and non-Aqueous Samples (EPA 9040B):

No analytical problems were encountered.

Detection Summary

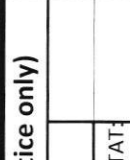
Helen Dubach
 CTEH Chiquita Canyon Landfill - PROJ-037507
 5120 Northshore Drive
 North Little Rock, AR 72118

Lab Job #: 549864
 Project No: EAST BASIN
 Location: East Basin Waters & Soils
 Date Received: 12/29/25

Sample ID:	Lab ID: 549864-001	Collected: 12/29/25 11:05
CACA251229Z011SW-EAST BASIN	Matrix: Water	

549864-001 Analyte	Result	Qual	Units	RL	MDL
Method: EPA 1010					
Flash Point	>203		deg F		
Method: EPA 6010B Prep Method: EPA 3015A					
Arsenic	0.0061	J	mg/L	0.010	0.0034
Barium	0.060		mg/L	0.010	0.00091
Chromium	0.0023	J	mg/L	0.010	0.00079
Copper	0.0067	J	mg/L	0.010	0.0027
Molybdenum	0.0047	B,J	mg/L	0.010	0.0017
Nickel	0.0027	J	mg/L	0.010	0.00064
Selenium	0.0058	J	mg/L	0.030	0.0051
Silver	0.0045	J	mg/L	0.0050	0.00071
Vanadium	0.0051	J	mg/L	0.010	0.00072
Zinc	0.010	J	mg/L	0.050	0.0019
Method: EPA 7470A Prep Method: EPA 7470A					
Mercury	0.00010	J	mg/L	0.00040	0.000032
Method: EPA 9040B					
pH	7.89		SU		
Temperature	18.20		deg C	1.00	

> Value exceeds indicated concentration
 B Contamination found in associated Method Blank
 J Estimated value



Environmental Technology Company
 Phone 714-771-6900
 Lab No: 549864
 Page: 1 of 1

Chain of Custody Record
 Turn Around Time (rush by advanced notice only)
 Standard: 5 Day: 3 Day: Custom TAT:
 1 Day: X

Matrix: A = Air S = Soil/Solid
 W = Preservatives: 1 = Sample Receipt Temp:
 Na₂S₂O₃ 2 = HCl 3 = HNO₃
 4 = H₂SO₄ 5 = NaOH 6 = Other
 W = Na₂S₂O₃ 2 = HCl 3 = HNO₃
 4 = H₂SO₄ 5 = NaOH 6 = Other
 PP = Pure Product SEA = Sea Water
 SW = Swab T = Tissue WP = Wipe O = Other
 (lab use only)

PROJECT INFORMATION

LIMS Account: CTEH-CHIQUITA
 LIMS Proj. Name: WC CHIQUITACANYON LF
 Project #: Proj-037507
 P.O. #: PO-4050-24-00351
 Address: 29201 Henry Mayo Dr., Castaic, CA
 Global ID:
 Sampled By: GA, CH

Sample ID	Sampling Date	Sampling Time	Matrix	Container No. / Size	Pres.
1 CACA251229201SW-EAST BASIN	12/29/25	1105	W	5	6
2					
3					
4					
5					
6					
7					
8					
9					
10					

CUSTOMER INFORMATION

Company: CTEH
 Report To: Kyle Lopic
 Email: labresults@cteh.com
 Address: 5120 North Shore Drive
 North Little Rock, AR 72118
 Phone: 504-616-2427
 Fax:

Analysis Request

6010/7470 T22 Metals X
 EPA 8260 VOCs X
 EPA 8270 SVOCs X
 FLASHPOINT 1010 X
 EPA 9040b (pH) X

Test Instructions / Comments

DAILY LEACHATES
 For reporting total concentrations on TCLP List analytes.
 HOLD samples for further process, as needed. Then return to Chiquita Canyon LF.
 Email report to: kylapic@montrose-env.com labresults@cteh.com; et al.
 12/15
 1-7/21
 ice bagged

Signature: [Signature]
 Print Name: G. ALVARADO
 Company / Title: CTEH EA
 Date / Time: 12/29/25 13:20
 12/29/25 13:20
 12/29/25

1 Relinquished By:
 1 Received By:
 2 Relinquished By:
 2 Received By:
 3 Relinquished By:
 3 Received By:

SAMPLE RECEIPT CHECKLIST


Section 1: General Info

 Date Received: 12/29/25 WO# 549864 Client: CTEH-Chiquita
Section 2: Shipping / Custody

 Are custody seals present? Yes No

 Custody seals intact on arrival? N/A Yes No On cooler / box On samples

 Courier Walk-In Field Sampling Shipping Info: _____

Section 3a: Condition / Packaging
 Outside 0.0 - 6.0°C (0.0 - 10.0°C for microbiology) (PM notified)

 Date Opened 12/29/25 By (initials) MSK Type of ice used: Wet Blue/Gel None

 Samples received on ice directly from the field; cooling process had begun. (if checked, skip temperatures)

 Sample matrix doesn't require cooling (e.g. air, bulk PCB). (if checked, skip temperatures)

 If no cooler: Observed/Adjusted Temp (°C): _____ / _____ Thermometer/IR Gun: IR 15 CF: +0.4

 Cooler Temp (°C) #1: 1.7 / 2.1 #2: _____ / _____ #3: _____ / _____ #4: _____ / _____ #5: _____ / _____ #6: _____ / _____

Section 3b: Microbiology Samples
 No microbiology samples submitted (skip 3b)

 Within temp range 0.0 - 10.0°C or received on ice directly from field.

 Adequate headspace for microbiology analysis.

Section 3c: Air Samples
 No air samples submitted (skip 3c)

 1.4L Canisters 6L Canisters Tedlar Bags MCE Cassettes Sorbent Tubes Other _____

Section 4: Containers / Labels / Samples

	YES	NO	N/A
1) Were custody papers present, filled properly, and legible?	x		
2) Is the sampler's name present on the CoC?	x		
3) Were containers received in good condition (unbroken / unopened / uncompromised)?	x		
4) Were the samples bagged? (required for microbiology samples; recommended for soil samples)	x		
5) Were all of, and only, the correct samples received?	x		
6) Are sample labels present, legible, and in agreement with the CoC?	✓		
7) Does the container count match the CoC?	x		
8) Was sufficient sample volume / mass received for the analyses requested?	x		
9) Were samples received in proper containers for the analyses requested?	x		
10) Were samples received with > 1/2 holding time remaining?	x		
11) Are samples properly preserved as indicated by CoC / labels?	x		
12) Unpreserved VOAs received - If necessary, was the hold time changed in LIMS?			x
13) Are VOA vials free from headspace/bubbles > 6mm?	✓		

Section 5: Explanations / Comments

(If no comments are made, then no discrepancies noted.)

 No additional discrepancies

 Date Logged 12/29/25 By (print) FPD (sign) _____
 Date Labeled 12/29/25 By (print) MSK (sign) _____

Analysis Results for 549864

Helen Dubach
CTEH Chiquita Canyon Landfill - PROJ-037507
5120 Northshore Drive
North Little Rock, AR 72118

Lab Job #: 549864
Project No: EAST BASIN
Location: East Basin Waters & Soils
Date Received: 12/29/25

Sample ID: CACA251229Z011SW-EAST BASIN	Lab ID: 549864-001 Matrix: Water	Collected: 12/29/25 11:05
--	---	----------------------------------

549864-001 Analyte	Result	Qual	Units	RL	MDL	DF	Batch	Prepared	Analyzed	Chemist
Method: EPA 1010										
Flash Point	>203		deg F			1	391213	12/29/25	12/29/25	BDR
Method: EPA 6010B Prep Method: EPA 3015A										
Antimony	ND		mg/L	0.030	0.0064	1	391221	12/29/25	12/29/25	CAP
Arsenic	0.0061	J	mg/L	0.010	0.0034	1	391221	12/29/25	12/29/25	CAP
Barium	0.060		mg/L	0.010	0.00091	1	391221	12/29/25	12/29/25	CAP
Beryllium	ND		mg/L	0.0050	0.00010	1	391221	12/29/25	12/29/25	CAP
Cadmium	ND		mg/L	0.0050	0.00031	1	391221	12/29/25	12/29/25	CAP
Chromium	0.0023	J	mg/L	0.010	0.00079	1	391221	12/29/25	12/29/25	CAP
Cobalt	ND		mg/L	0.0050	0.00080	1	391221	12/29/25	12/29/25	CAP
Copper	0.0067	J	mg/L	0.010	0.0027	1	391221	12/29/25	12/29/25	CAP
Lead	ND		mg/L	0.010	0.0020	1	391221	12/29/25	12/29/25	CAP
Molybdenum	0.0047	B,J	mg/L	0.010	0.0017	1	391221	12/29/25	12/29/25	CAP
Nickel	0.0027	J	mg/L	0.010	0.00064	1	391221	12/29/25	12/29/25	CAP
Selenium	0.0058	J	mg/L	0.030	0.0051	1	391221	12/29/25	12/29/25	CAP
Silver	0.0045	J	mg/L	0.0050	0.00071	1	391221	12/29/25	12/29/25	CAP
Thallium	ND		mg/L	0.030	0.0030	1	391221	12/29/25	12/29/25	CAP
Vanadium	0.0051	J	mg/L	0.010	0.00072	1	391221	12/29/25	12/29/25	CAP
Zinc	0.010	J	mg/L	0.050	0.0019	1	391221	12/29/25	12/29/25	CAP
Method: EPA 7470A Prep Method: EPA 7470A										
Mercury	0.00010	J	mg/L	0.00040	0.000032	1	391223	12/29/25	12/29/25	KCD
Method: EPA 8260B Prep Method: EPA 5030B										
Vinyl Chloride	ND		mg/L	0.005	0.00006	1	391196	12/29/25	12/29/25	ZXL
1,1-Dichloroethene	ND		mg/L	0.005	0.00009	1	391196	12/29/25	12/29/25	ZXL
2-Butanone	ND		mg/L	0.1	0.002	1	391196	12/29/25	12/29/25	ZXL
Chloroform	ND		mg/L	0.005	0.00008	1	391196	12/29/25	12/29/25	ZXL
Carbon Tetrachloride	ND		mg/L	0.005	0.00007	1	391196	12/29/25	12/29/25	ZXL
1,2-Dichloroethane	ND		mg/L	0.005	0.0001	1	391196	12/29/25	12/29/25	ZXL
Benzene	ND		mg/L	0.005	0.00003	1	391196	12/29/25	12/29/25	ZXL
Trichloroethene	ND		mg/L	0.005	0.00005	1	391196	12/29/25	12/29/25	ZXL
Tetrachloroethene	ND		mg/L	0.005	0.0001	1	391196	12/29/25	12/29/25	ZXL
Chlorobenzene	ND		mg/L	0.005	0.00009	1	391196	12/29/25	12/29/25	ZXL
1,4-Dichlorobenzene	ND		mg/L	0.005	0.00009	1	391196	12/29/25	12/29/25	ZXL
Surrogates				Limits						
Dibromofluoromethane	94%		%REC	70-130			1	391196	12/29/25	ZXL
1,2-Dichloroethane-d4	100%		%REC	70-130			1	391196	12/29/25	ZXL
Toluene-d8	99%		%REC	70-130			1	391196	12/29/25	ZXL
Bromofluorobenzene	99%		%REC	70-130			1	391196	12/29/25	ZXL

Analysis Results for 549864

549864-001 Analyte	Result	Qual	Units	RL	MDL	DF	Batch	Prepared	Analyzed	Chemist
Method: EPA 8270C										
Prep Method: EPA 3510C										
Pyridine	ND		mg/L	0.010	0.0028	1	391224	12/29/25	12/29/25	TJW
2-Methylphenol	ND		mg/L	0.010	0.0032	1	391224	12/29/25	12/29/25	TJW
3-,4-Methylphenol	ND		mg/L	0.010	0.0030	1	391224	12/29/25	12/29/25	TJW
Hexachloroethane	ND		mg/L	0.010	0.0030	1	391224	12/29/25	12/29/25	TJW
Nitrobenzene	ND		mg/L	0.025	0.0084	1	391224	12/29/25	12/29/25	TJW
Hexachlorobutadiene	ND		mg/L	0.010	0.0022	1	391224	12/29/25	12/29/25	TJW
2,4,6-Trichlorophenol	ND		mg/L	0.010	0.0041	1	391224	12/29/25	12/29/25	TJW
2,4,5-Trichlorophenol	ND		mg/L	0.010	0.0037	1	391224	12/29/25	12/29/25	TJW
2,4-Dinitrotoluene	ND		mg/L	0.010	0.0043	1	391224	12/29/25	12/29/25	TJW
Hexachlorobenzene	ND		mg/L	0.010	0.0030	1	391224	12/29/25	12/29/25	TJW
Pentachlorophenol	ND		mg/L	0.025	0.0057	1	391224	12/29/25	12/29/25	TJW
Surrogates				Limits						
2-Fluorophenol	62%		%REC	15-120		1	391224	12/29/25	12/29/25	TJW
Phenol-d6	47%		%REC	15-120		1	391224	12/29/25	12/29/25	TJW
2,4,6-Tribromophenol	85%		%REC	15-140		1	391224	12/29/25	12/29/25	TJW
Nitrobenzene-d5	70%		%REC	15-123		1	391224	12/29/25	12/29/25	TJW
2-Fluorobiphenyl	68%		%REC	15-120		1	391224	12/29/25	12/29/25	TJW
Terphenyl-d14	81%		%REC	15-120		1	391224	12/29/25	12/29/25	TJW
Method: EPA 9040B										
pH	7.89		SU			1	391220	12/29/25	12/29/25	BDR
Temperature	18.20		deg C	1.00		1	391220	12/29/25	12/29/25	BDR

- > Value exceeds indicated concentration
- B Contamination found in associated Method Blank
- J Estimated value
- ND Not Detected

Batch QC

Type: Blank	Lab ID: QC1326345	Batch: 391221
Matrix: Water	Method: EPA 6010B	Prep Method: EPA 3015A

QC1326345 Analyte	Result	Qual	Units	RL	MDL	Prepared	Analyzed
Antimony	ND		mg/L	0.030	0.0064	12/29/25	12/29/25
Arsenic	ND		mg/L	0.010	0.0034	12/29/25	12/29/25
Barium	ND		mg/L	0.010	0.00091	12/29/25	12/29/25
Beryllium	ND		mg/L	0.0050	0.00010	12/29/25	12/29/25
Cadmium	ND		mg/L	0.0050	0.00031	12/29/25	12/29/25
Chromium	ND		mg/L	0.010	0.00079	12/29/25	12/29/25
Cobalt	ND		mg/L	0.0050	0.00080	12/29/25	12/29/25
Copper	ND		mg/L	0.010	0.0027	12/29/25	12/29/25
Lead	ND		mg/L	0.010	0.0020	12/29/25	12/29/25
Molybdenum	0.0049	J	mg/L	0.010	0.0017	12/29/25	12/29/25
Nickel	ND		mg/L	0.010	0.00064	12/29/25	12/29/25
Selenium	ND		mg/L	0.030	0.0051	12/29/25	12/29/25
Silver	ND		mg/L	0.0050	0.00071	12/29/25	12/29/25
Thallium	ND		mg/L	0.030	0.0030	12/29/25	12/29/25
Vanadium	ND		mg/L	0.010	0.00072	12/29/25	12/29/25
Zinc	ND		mg/L	0.050	0.0019	12/29/25	12/29/25

Type: Lab Control Sample	Lab ID: QC1326346	Batch: 391221
Matrix: Water	Method: EPA 6010B	Prep Method: EPA 3015A

QC1326346 Analyte	Result	Spiked	Units	Recovery	Qual	Limits
Antimony	0.3918	0.4000	mg/L	98%		80-120
Arsenic	0.3774	0.4000	mg/L	94%		80-120
Barium	0.3854	0.4000	mg/L	96%		80-120
Beryllium	0.3907	0.4000	mg/L	98%		80-120
Cadmium	0.3822	0.4000	mg/L	96%		80-120
Chromium	0.3832	0.4000	mg/L	96%		80-120
Cobalt	0.3798	0.4000	mg/L	95%		80-120
Copper	0.3805	0.4000	mg/L	95%		80-120
Lead	0.3828	0.4000	mg/L	96%		80-120
Molybdenum	0.3812	0.4000	mg/L	95%		80-120
Nickel	0.3793	0.4000	mg/L	95%		80-120
Selenium	0.3647	0.4000	mg/L	91%		80-120
Silver	0.1793	0.2000	mg/L	90%		80-120
Thallium	0.3862	0.4000	mg/L	97%		80-120
Vanadium	0.3896	0.4000	mg/L	97%		80-120
Zinc	0.3827	0.4000	mg/L	96%		80-120

Batch QC

Type: Matrix Spike	Lab ID: QC1326347	Batch: 391221
Matrix (Source ID): Water (549865-001)	Method: EPA 6010B	Prep Method: EPA 3015A

QC1326347 Analyte	Result	Source Sample Result	Spiked	Units	Recovery	Qual	Limits	DF
Antimony	3.986	ND	4.000	mg/L	100%		75-125	10
Arsenic	4.237	0.3318	4.000	mg/L	98%		75-125	10
Barium	7.148	3.421	4.000	mg/L	93%		75-125	10
Beryllium	3.830	0.002441	4.000	mg/L	96%		75-125	10
Cadmium	3.624	ND	4.000	mg/L	91%		75-125	10
Chromium	3.956	0.1657	4.000	mg/L	95%		75-125	10
Cobalt	3.782	0.02477	4.000	mg/L	94%		75-125	10
Copper	4.420	ND	4.000	mg/L	111%		75-125	10
Lead	3.687	ND	4.000	mg/L	92%		75-125	10
Molybdenum	3.820	0.01984	4.000	mg/L	95%		75-125	10
Nickel	3.756	0.07620	4.000	mg/L	92%		75-125	10
Selenium	3.932	0.05869	4.000	mg/L	97%		75-125	10
Silver	1.936	ND	2.000	mg/L	97%		75-125	10
Thallium	3.753	ND	4.000	mg/L	94%		75-125	10
Vanadium	3.997	0.06733	4.000	mg/L	98%		75-125	10
Zinc	4.308	0.6400	4.000	mg/L	92%		75-125	10

Type: Matrix Spike Duplicate	Lab ID: QC1326348	Batch: 391221
Matrix (Source ID): Water (549865-001)	Method: EPA 6010B	Prep Method: EPA 3015A

QC1326348 Analyte	Result	Source Sample Result	Spiked	Units	Recovery	Qual	Limits	RPD	RPD Lim	DF
Antimony	3.847	ND	4.000	mg/L	96%		75-125	4	20	10
Arsenic	4.110	0.3318	4.000	mg/L	94%		75-125	3	20	10
Barium	6.999	3.421	4.000	mg/L	89%		75-125	2	20	10
Beryllium	3.698	0.002441	4.000	mg/L	92%		75-125	4	20	10
Cadmium	3.502	ND	4.000	mg/L	88%		75-125	3	20	10
Chromium	3.829	0.1657	4.000	mg/L	92%		75-125	3	20	10
Cobalt	3.659	0.02477	4.000	mg/L	91%		75-125	3	20	10
Copper	4.272	ND	4.000	mg/L	107%		75-125	3	20	10
Lead	3.565	ND	4.000	mg/L	89%		75-125	3	20	10
Molybdenum	3.714	0.01984	4.000	mg/L	92%		75-125	3	20	10
Nickel	3.638	0.07620	4.000	mg/L	89%		75-125	3	20	10
Selenium	3.790	0.05869	4.000	mg/L	93%		75-125	4	20	10
Silver	1.883	ND	2.000	mg/L	94%		75-125	3	20	10
Thallium	3.622	ND	4.000	mg/L	91%		75-125	4	20	10
Vanadium	3.869	0.06733	4.000	mg/L	95%		75-125	3	20	10
Zinc	4.174	0.6400	4.000	mg/L	88%		75-125	3	20	10

Batch QC

Type: Serial Dilution	Lab ID: QC1326349	Batch: 391221
Matrix (Source ID): Water (549865-001)	Method: EPA 6010B	Prep Method: EPA 3015A

QC1326349 Analyte	Result	Source Sample Result	Units	Qual	RPD	RPD Lim	DF
Antimony	ND	ND	mg/L				50
Arsenic	0.3516	0.3318	mg/L	J			50
Barium	3.377	3.421	mg/L				50
Beryllium	ND	0.002441	mg/L				50
Cadmium	ND	ND	mg/L				50
Chromium	0.1669	0.1657	mg/L	J			50
Cobalt	ND	0.02477	mg/L				50
Copper	ND	ND	mg/L				50
Lead	ND	ND	mg/L				50
Molybdenum	ND	0.01984	mg/L				50
Nickel	0.07661	0.07620	mg/L	J			50
Selenium	ND	0.05869	mg/L				50
Silver	ND	ND	mg/L				50
Thallium	ND	ND	mg/L				50
Vanadium	0.07934	0.06733	mg/L	J			50
Zinc	0.6683	0.6400	mg/L	J			50

Type: Blank	Lab ID: QC1326356	Batch: 391223
Matrix: Water	Method: EPA 7470A	Prep Method: EPA 7470A

QC1326356 Analyte	Result	Qual	Units	RL	MDL	Prepared	Analyzed
Mercury	ND		mg/L	0.00040	0.000032	12/29/25	12/29/25

Type: Lab Control Sample	Lab ID: QC1326357	Batch: 391223
Matrix: Water	Method: EPA 7470A	Prep Method: EPA 7470A

QC1326357 Analyte	Result	Spiked	Units	Recovery	Qual	Limits
Mercury	0.005422	0.005000	mg/L	108%		80-120

Type: Matrix Spike	Lab ID: QC1326358	Batch: 391223
Matrix (Source ID): Water (549865-001)	Method: EPA 7470A	Prep Method: EPA 7470A

QC1326358 Analyte	Result	Source Sample Result	Spiked	Units	Recovery	Qual	Limits	DF
Mercury	0.9910	0.01696	1.000	mg/L	97%		75-125	200

Type: Matrix Spike Duplicate	Lab ID: QC1326359	Batch: 391223
Matrix (Source ID): Water (549865-001)	Method: EPA 7470A	Prep Method: EPA 7470A

QC1326359 Analyte	Result	Source Sample Result	Spiked	Units	Recovery	Qual	Limits	RPD	RPD Lim	DF
Mercury	1.004	0.01696	1.000	mg/L	99%		75-125	1	20	200

Batch QC

Type: Lab Control Sample	Lab ID: QC1326262	Batch: 391196
Matrix: Water	Method: EPA 8260B	Prep Method: EPA 5030B

QC1326262 Analyte	Result	Spiked	Units	Recovery	Qual	Limits
Vinyl Chloride	0.04380	0.05000	mg/L	88%		70-131
1,1-Dichloroethene	0.04578	0.05000	mg/L	92%		69-128
2-Butanone	0.1213	0.1250	mg/L	97%		58-139
Chloroform	0.04648	0.05000	mg/L	93%		73-125
Carbon Tetrachloride	0.04247	0.05000	mg/L	85%		70-130
1,2-Dichloroethane	0.04706	0.05000	mg/L	94%		71-121
Benzene	0.04428	0.05000	mg/L	89%		76-121
Trichloroethene	0.04218	0.05000	mg/L	84%		76-124
Tetrachloroethene	0.03928	0.05000	mg/L	79%		75-125
Chlorobenzene	0.04336	0.05000	mg/L	87%		78-120
1,4-Dichlorobenzene	0.04581	0.05000	mg/L	92%		77-120
Surrogates						
Dibromofluoromethane	0.05043	0.05000	mg/L	101%		70-130
1,2-Dichloroethane-d4	0.05454	0.05000	mg/L	109%		70-130
Toluene-d8	0.04678	0.05000	mg/L	94%		70-130
Bromofluorobenzene	0.04874	0.05000	mg/L	97%		70-130

Type: Lab Control Sample Duplicate	Lab ID: QC1326263	Batch: 391196
Matrix: Water	Method: EPA 8260B	Prep Method: EPA 5030B

QC1326263 Analyte	Result	Spiked	Units	Recovery	Qual	Limits	RPD	RPD Lim
Vinyl Chloride	0.04321	0.05000	mg/L	86%		70-131	1	27
1,1-Dichloroethene	0.04432	0.05000	mg/L	89%		69-128	3	23
2-Butanone	0.1280	0.1250	mg/L	102%		58-139	5	23
Chloroform	0.04861	0.05000	mg/L	97%		73-125	4	21
Carbon Tetrachloride	0.04639	0.05000	mg/L	93%		70-130	9	23
1,2-Dichloroethane	0.04778	0.05000	mg/L	96%		71-121	2	20
Benzene	0.04552	0.05000	mg/L	91%		76-121	3	21
Trichloroethene	0.04181	0.05000	mg/L	84%		76-124	1	22
Tetrachloroethene	0.04169	0.05000	mg/L	83%		75-125	6	22
Chlorobenzene	0.04450	0.05000	mg/L	89%		78-120	3	20
1,4-Dichlorobenzene	0.04668	0.05000	mg/L	93%		77-120	2	20
Surrogates								
Dibromofluoromethane	0.05091	0.05000	mg/L	102%		70-130		
1,2-Dichloroethane-d4	0.05259	0.05000	mg/L	105%		70-130		
Toluene-d8	0.04876	0.05000	mg/L	98%		70-130		
Bromofluorobenzene	0.04756	0.05000	mg/L	95%		70-130		

Batch QC

Type: Blank	Lab ID: QC1326266	Batch: 391196
Matrix: Water	Method: EPA 8260B	Prep Method: EPA 5030B

QC1326266 Analyte	Result	Qual	Units	RL	MDL	Prepared	Analyzed
Vinyl Chloride	ND		mg/L	0.005	0.00006	12/29/25	12/29/25
1,1-Dichloroethene	ND		mg/L	0.005	0.00009	12/29/25	12/29/25
2-Butanone	ND		mg/L	0.1	0.002	12/29/25	12/29/25
Chloroform	ND		mg/L	0.005	0.00008	12/29/25	12/29/25
Carbon Tetrachloride	ND		mg/L	0.005	0.00007	12/29/25	12/29/25
1,2-Dichloroethane	ND		mg/L	0.005	0.0001	12/29/25	12/29/25
Benzene	ND		mg/L	0.005	0.00003	12/29/25	12/29/25
Trichloroethene	ND		mg/L	0.005	0.00005	12/29/25	12/29/25
Tetrachloroethene	ND		mg/L	0.005	0.0001	12/29/25	12/29/25
Chlorobenzene	ND		mg/L	0.005	0.00009	12/29/25	12/29/25
1,4-Dichlorobenzene	ND		mg/L	0.005	0.00009	12/29/25	12/29/25
Surrogates	Limits						
Dibromofluoromethane	96%		%REC	70-130		12/29/25	12/29/25
1,2-Dichloroethane-d4	96%		%REC	70-130		12/29/25	12/29/25
Toluene-d8	101%		%REC	70-130		12/29/25	12/29/25
Bromofluorobenzene	100%		%REC	70-130		12/29/25	12/29/25

Type: Matrix Spike	Lab ID: QC1326317	Batch: 391196
Matrix (Source ID): Water (549507-015)	Method: EPA 8260B	Prep Method: EPA 5030B

QC1326317 Analyte	Result	Source Sample Result	Spiked	Units	Recovery	Qual	Limits	DF
Vinyl Chloride	0.02064	ND	0.02000	mg/L	103%		64-128	1
1,1-Dichloroethene	0.01956	ND	0.02000	mg/L	98%		62-131	1
2-Butanone	0.05370	ND	0.05000	mg/L	107%		48-157	1
Chloroform	0.02160	ND	0.02000	mg/L	108%		67-127	1
Carbon Tetrachloride	0.01857	ND	0.02000	mg/L	93%		70-140	1
1,2-Dichloroethane	0.02046	ND	0.02000	mg/L	102%		68-122	1
Benzene	0.01855	ND	0.02000	mg/L	93%		70-123	1
Trichloroethene	0.01760	ND	0.02000	mg/L	88%		65-131	1
Tetrachloroethene	0.01659	ND	0.02000	mg/L	83%		65-132	1
Chlorobenzene	0.01911	ND	0.02000	mg/L	96%		72-121	1
1,4-Dichlorobenzene	0.01942	ND	0.02000	mg/L	97%		71-122	1
Surrogates								
Dibromofluoromethane	0.05153		0.05000	mg/L	103%		70-130	1
1,2-Dichloroethane-d4	0.05220		0.05000	mg/L	104%		70-130	1
Toluene-d8	0.04811		0.05000	mg/L	96%		70-130	1
Bromofluorobenzene	0.04812		0.05000	mg/L	96%		70-130	1

Batch QC

Type: Matrix Spike Duplicate	Lab ID: QC1326318	Batch: 391196
Matrix (Source ID): Water (549507-015)	Method: EPA 8260B	Prep Method: EPA 5030B

QC1326318 Analyte	Result	Source Sample Result	Spiked	Units	Recovery	Qual	Limits	RPD	RPD Lim	DF
Vinyl Chloride	0.01930	ND	0.02000	mg/L	96%		64-128	7	29	1
1,1-Dichloroethene	0.01814	ND	0.02000	mg/L	91%		62-131	8	31	1
2-Butanone	0.05257	ND	0.05000	mg/L	105%		48-157	2	30	1
Chloroform	0.01982	ND	0.02000	mg/L	99%		67-127	9	30	1
Carbon Tetrachloride	0.01796	ND	0.02000	mg/L	90%		70-140	3	32	1
1,2-Dichloroethane	0.01981	ND	0.02000	mg/L	99%		68-122	3	29	1
Benzene	0.01817	ND	0.02000	mg/L	91%		70-123	2	31	1
Trichloroethene	0.01588	ND	0.02000	mg/L	79%		65-131	10	31	1
Tetrachloroethene	0.01509	ND	0.02000	mg/L	75%		65-132	10	31	1
Chlorobenzene	0.01664	ND	0.02000	mg/L	83%		72-121	14	29	1
1,4-Dichlorobenzene	0.01856	ND	0.02000	mg/L	93%		71-122	5	29	1
Surrogates										
Dibromofluoromethane	0.05252		0.05000	mg/L	105%		70-130			1
1,2-Dichloroethane-d4	0.05566		0.05000	mg/L	111%		70-130			1
Toluene-d8	0.04635		0.05000	mg/L	93%		70-130			1
Bromofluorobenzene	0.04990		0.05000	mg/L	100%		70-130			1

Type: Blank	Lab ID: QC1326361	Batch: 391224
Matrix: Water	Method: EPA 8270C	Prep Method: EPA 3510C

QC1326361 Analyte	Result	Qual	Units	RL	MDL	Prepared	Analyzed
Pyridine	ND		mg/L	0.010	0.0028	12/29/25	12/29/25
2-Methylphenol	ND		mg/L	0.010	0.0032	12/29/25	12/29/25
3-,4-Methylphenol	ND		mg/L	0.010	0.0030	12/29/25	12/29/25
Hexachloroethane	ND		mg/L	0.010	0.0030	12/29/25	12/29/25
Nitrobenzene	ND		mg/L	0.025	0.0084	12/29/25	12/29/25
Hexachlorobutadiene	ND		mg/L	0.010	0.0022	12/29/25	12/29/25
2,4,6-Trichlorophenol	ND		mg/L	0.010	0.0041	12/29/25	12/29/25
2,4,5-Trichlorophenol	ND		mg/L	0.010	0.0037	12/29/25	12/29/25
2,4-Dinitrotoluene	ND		mg/L	0.010	0.0043	12/29/25	12/29/25
Hexachlorobenzene	ND		mg/L	0.010	0.0030	12/29/25	12/29/25
Pentachlorophenol	ND		mg/L	0.025	0.0057	12/29/25	12/29/25
Surrogates				Limits			
2-Fluorophenol	59%		%REC	15-120		12/29/25	12/29/25
Phenol-d6	36%		%REC	15-120		12/29/25	12/29/25
2,4,6-Tribromophenol	78%		%REC	15-140		12/29/25	12/29/25
Nitrobenzene-d5	89%		%REC	15-123		12/29/25	12/29/25
2-Fluorobiphenyl	88%		%REC	15-120		12/29/25	12/29/25
Terphenyl-d14	106%		%REC	15-120		12/29/25	12/29/25

Batch QC

Type: Lab Control Sample	Lab ID: QC1326362	Batch: 391224
Matrix: Water	Method: EPA 8270C	Prep Method: EPA 3510C

QC1326362 Analyte	Result	Spiked	Units	Recovery	Qual	Limits
Pyridine	0.02629	0.07500	mg/L	35%		13-120
2-Methylphenol	0.06698	0.07500	mg/L	89%		44-120
3-,4-Methylphenol	0.06044	0.07500	mg/L	81%		40-120
Hexachloroethane	0.06981	0.07500	mg/L	93%		33-120
Nitrobenzene	0.07554	0.07500	mg/L	101%		51-120
Hexachlorobutadiene	0.06180	0.07500	mg/L	82%		30-120
2,4,6-Trichlorophenol	0.07966	0.07500	mg/L	106%		60-122
2,4,5-Trichlorophenol	0.07786	0.07500	mg/L	104%		62-124
2,4-Dinitrotoluene	0.08456	0.07500	mg/L	113%		69-127
Hexachlorobenzene	0.07361	0.07500	mg/L	98%		62-120
Pentachlorophenol	0.06608	0.07500	mg/L	88%		51-120
Surrogates						
2-Fluorophenol	0.02303	0.04000	mg/L	58%		15-120
Phenol-d6	0.01462	0.04000	mg/L	37%		15-120
2,4,6-Tribromophenol	0.03946	0.04000	mg/L	99%		15-140
Nitrobenzene-d5	0.04064	0.04000	mg/L	102%		15-123
2-Fluorobiphenyl	0.03730	0.04000	mg/L	93%		15-120
Terphenyl-d14	0.04191	0.04000	mg/L	105%		15-120

Type: Lab Control Sample Duplicate	Lab ID: QC1326363	Batch: 391224
Matrix: Water	Method: EPA 8270C	Prep Method: EPA 3510C

QC1326363 Analyte	Result	Spiked	Units	Recovery	Qual	Limits	RPD	RPD Lim
Pyridine	0.01247	0.07500	mg/L	17%		13-120	71*	62
2-Methylphenol	0.06179	0.07500	mg/L	82%		44-120	8	51
3-,4-Methylphenol	0.05580	0.07500	mg/L	74%		40-120	8	51
Hexachloroethane	0.06505	0.07500	mg/L	87%		33-120	7	59
Nitrobenzene	0.06886	0.07500	mg/L	92%		51-120	9	52
Hexachlorobutadiene	0.05788	0.07500	mg/L	77%		30-120	7	58
2,4,6-Trichlorophenol	0.07534	0.07500	mg/L	100%		60-122	6	49
2,4,5-Trichlorophenol	0.07306	0.07500	mg/L	97%		62-124	6	46
2,4-Dinitrotoluene	0.08274	0.07500	mg/L	110%		69-127	2	40
Hexachlorobenzene	0.07393	0.07500	mg/L	99%		62-120	0	41
Pentachlorophenol	0.06692	0.07500	mg/L	89%		51-120	1	42
Surrogates								
2-Fluorophenol	0.02040	0.04000	mg/L	51%		15-120		
Phenol-d6	0.01347	0.04000	mg/L	34%		15-120		
2,4,6-Tribromophenol	0.03976	0.04000	mg/L	99%		15-140		
Nitrobenzene-d5	0.03700	0.04000	mg/L	92%		15-123		
2-Fluorobiphenyl	0.03595	0.04000	mg/L	90%		15-120		
Terphenyl-d14	0.04155	0.04000	mg/L	104%		15-120		

Batch QC

Type: Blank	Lab ID: QC1326367	Batch: 391224
Matrix: Water	Method: EPA 8270C	Prep Method: EPA 3510C

QC1326367 Analyte	Result	Qual	Units	RL	MDL	Prepared	Analyzed
Pyridine	ND		mg/L	0.010	0.0028	12/29/25	12/29/25
2-Methylphenol	ND		mg/L	0.010	0.0032	12/29/25	12/29/25
3-,4-Methylphenol	ND		mg/L	0.010	0.0030	12/29/25	12/29/25
Hexachloroethane	ND		mg/L	0.010	0.0030	12/29/25	12/29/25
Nitrobenzene	ND		mg/L	0.025	0.0084	12/29/25	12/29/25
Hexachlorobutadiene	ND		mg/L	0.010	0.0022	12/29/25	12/29/25
2,4,6-Trichlorophenol	ND		mg/L	0.010	0.0041	12/29/25	12/29/25
2,4,5-Trichlorophenol	ND		mg/L	0.010	0.0037	12/29/25	12/29/25
2,4-Dinitrotoluene	ND		mg/L	0.010	0.0043	12/29/25	12/29/25
Hexachlorobenzene	ND		mg/L	0.010	0.0030	12/29/25	12/29/25
Pentachlorophenol	ND		mg/L	0.025	0.0057	12/29/25	12/29/25
Surrogates				Limits			
2-Fluorophenol	55%		%REC	15-120		12/29/25	12/29/25
Phenol-d6	37%		%REC	15-120		12/29/25	12/29/25
2,4,6-Tribromophenol	81%		%REC	15-140		12/29/25	12/29/25
Nitrobenzene-d5	89%		%REC	15-123		12/29/25	12/29/25
2-Fluorobiphenyl	89%		%REC	15-120		12/29/25	12/29/25
Terphenyl-d14	103%		%REC	15-120		12/29/25	12/29/25

Type: Lab Control Sample	Lab ID: QC1326368	Batch: 391224
Matrix: Water	Method: EPA 8270C	Prep Method: EPA 3510C

QC1326368 Analyte	Result	Spiked	Units	Recovery	Qual	Limits
Pyridine	0.02216	0.07500	mg/L	30%		13-120
2-Methylphenol	0.06581	0.07500	mg/L	88%		44-120
3-,4-Methylphenol	0.06201	0.07500	mg/L	83%		40-120
Hexachloroethane	0.06707	0.07500	mg/L	89%		33-120
Nitrobenzene	0.07280	0.07500	mg/L	97%		51-120
Hexachlorobutadiene	0.05835	0.07500	mg/L	78%		30-120
2,4,6-Trichlorophenol	0.07641	0.07500	mg/L	102%		60-122
2,4,5-Trichlorophenol	0.07741	0.07500	mg/L	103%		62-124
2,4-Dinitrotoluene	0.08433	0.07500	mg/L	112%		69-127
Hexachlorobenzene	0.07241	0.07500	mg/L	97%		62-120
Pentachlorophenol	0.06924	0.07500	mg/L	92%		51-120
Surrogates						
2-Fluorophenol	0.02315	0.04000	mg/L	58%		15-120
Phenol-d6	0.01586	0.04000	mg/L	40%		15-120
2,4,6-Tribromophenol	0.04098	0.04000	mg/L	102%		15-140
Nitrobenzene-d5	0.03973	0.04000	mg/L	99%		15-123
2-Fluorobiphenyl	0.03524	0.04000	mg/L	88%		15-120
Terphenyl-d14	0.04292	0.04000	mg/L	107%		15-120

Batch QC

Type: Lab Control Sample Duplicate	Lab ID: QC1326369	Batch: 391224
Matrix: Water	Method: EPA 8270C	Prep Method: EPA 3510C

QC1326369 Analyte	Result	Spiked	Units	Recovery	Qual	Limits	RPD	RPD Lim
Pyridine	0.01821	0.07500	mg/L	24%		13-120	20	62
2-Methylphenol	0.05726	0.07500	mg/L	76%		44-120	14	51
3-,4-Methylphenol	0.05149	0.07500	mg/L	69%		40-120	19	51
Hexachloroethane	0.06977	0.07500	mg/L	93%		33-120	4	59
Nitrobenzene	0.07298	0.07500	mg/L	97%		51-120	0	52
Hexachlorobutadiene	0.06306	0.07500	mg/L	84%		30-120	8	58
2,4,6-Trichlorophenol	0.08220	0.07500	mg/L	110%		60-122	7	49
2,4,5-Trichlorophenol	0.08153	0.07500	mg/L	109%		62-124	5	46
2,4-Dinitrotoluene	0.08631	0.07500	mg/L	115%		69-127	2	40
Hexachlorobenzene	0.07603	0.07500	mg/L	101%		62-120	5	41
Pentachlorophenol	0.07004	0.07500	mg/L	93%		51-120	1	42
Surrogates								
2-Fluorophenol	0.01755	0.04000	mg/L	44%		15-120		
Phenol-d6	0.01072	0.04000	mg/L	27%		15-120		
2,4,6-Tribromophenol	0.04340	0.04000	mg/L	109%		15-140		
Nitrobenzene-d5	0.04060	0.04000	mg/L	101%		15-123		
2-Fluorobiphenyl	0.03849	0.04000	mg/L	96%		15-120		
Terphenyl-d14	0.04375	0.04000	mg/L	109%		15-120		

Type: Sample Duplicate	Lab ID: QC1326338	Batch: 391220
Matrix (Source ID): Water (549827-001)	Method: EPA 9040B	

QC1326338 Analyte	Result	Source Sample Result	Units	Qual	RPD	RPD Lim	DF
pH	5.950	5.930	SU		0	20	1
Temperature	21.70	21.50	deg C		1	20	1

* Value is outside QC limits
 J Estimated value
 ND Not Detected

ATTACHMENT D



ENTHALPY
ANALYTICAL

Enthalpy Analytical
931 West Barkley Ave
Orange, CA 92868
(714) 771-6900

enthalpy.com

Lab Job Number : 549965
Report Level : II
Report Date : 01/08/2026

Analytical Report *prepared for:*

Helen Dubach
CTEH Chiquita Canyon Landfill - PROJ-037507
5120 Northshore Drive
North Little Rock, AR 72118

Project: EAST BASIN - East Basin Waters & Soils - Stormwater Scope

Authorized for release by:

David Tripp, Project Manager
657-581-4710
david.tripp@enthalpy.com

This data package has been reviewed for technical correctness and completeness. Release of this data has been authorized by the Laboratory Manager or the Manager's designee, as verified by the above signature which applies to this PDF file as well as any associated electronic data deliverable files. The results contained in this report meet all requirements of NELAP and pertain only to those samples which were submitted for analysis. This report may be reproduced only in its entirety.

CA ELAP# 1338, CA ELAP #1338-S1, NELAP# 4038, SCAQMD LAP# 18LA0518, LACSD ID# 10105, ORELAP# 4197

Sample Summary

Helen Dubach	Lab Job #:	549965
CTEH Chiquita	Project No:	EAST BASIN
Canyon Landfill -	Location:	East Basin Waters & Soils - Stormwater Scope
PROJ-037507	Date Received:	12/30/25
5120 Northshore		
Drive		
North Little Rock, AR		
72118		

Sample ID	Lab ID	Collected	Matrix
EAST BASIN	549965-001	12/30/25 11:45	Water

Case Narrative

CTEH Chiquita Canyon Landfill - PROJ-
037507
5120 Northshore Drive
North Little Rock, AR 72118
Helen Dubach

Lab Job Number: 549965
Project No: EAST BASIN
Location: East Basin Waters & Soils -
Stormwater Scope
Date Received: 12/30/25

This data package contains sample and QC results for one water sample, requested for the above referenced project on 12/30/25. The sample was received in good condition. No Coliform testing per no sample collected for COLI and prior text notification that Coliforms would not be collected (confirmed by phone with CTEH field crew 12/30/25).

Volatile Organics by GC/MS (EPA 8260B):

- Low recovery was observed for chlorobenzene in the MS for batch 391356; the parent sample was not a project sample, the BS/BSD were within limits, and the associated RPD was within limits.
- EAST BASIN (lab # 549965-001) had pH greater than 2.
- No other analytical problems were encountered.

Semivolatile Organics by GC/MS (EPA 8270C):

No analytical problems were encountered.

Semivolatile Organics by GC/MS (EPA 625.1):

No analytical problems were encountered.

Semivolatile Organics by GC/MS SIM (EPA 8270C-SIM):

No analytical problems were encountered.

Pesticides (EPA 8081A):

No analytical problems were encountered.

Total Organic Carbon by IR (SM 5310B):

No analytical problems were encountered.

PCBs (EPA 8082):

No analytical problems were encountered.

Metals (EPA 200.7, EPA 200.8, and EPA 245.1):

- Low recoveries were observed for boron, antimony, and tin in the MS/MSD for batch 391329; the parent sample was not a project sample, the LCS was within limits, and the associated RPDs were within limits.
- Sodium was detected between the MDL and the RL in the method blank for batch 391342; this analyte was detected in the sample at a level at least 10 times that of the blank.
- No other analytical problems were encountered.

Ion Chromatography (EPA 300.0):

- Responses exceeding the instrument's linear range were observed for nitrogen, nitrate and sulfate in the MS/MSD for batch 391299 and the MS/MSD of EAST BASIN (lab # 549965-001); affected data was qualified with "E".
- No other analytical problems were encountered.

Conductivity (SM2510B):

No analytical problems were encountered.

Total Oil & Grease (HEM) (EPA 1664A):

- Matrix spikes were not performed for this analysis due to insufficient sample volume.
- No analytical problems were encountered.

Total Phenolics (EPA 420.1):

No analytical problems were encountered.

Alkalinity (SM2320B):

No analytical problems were encountered.

Sulfide (SM 4500-S2-D):

No analytical problems were encountered.

Total Dissolved Solids (TDS) (SM2540C):

No analytical problems were encountered.

Total Suspended Solids (TSS) (SM2540D):

No analytical problems were encountered.

Chemical Oxygen Demand (SM5220D):

No analytical problems were encountered.

Biochemical Oxygen Demand (SM5210B):

No analytical problems were encountered.

Turbidity (SM2130B):

No analytical problems were encountered.

Cyanide - Semi-Automated Method (SM 4500-CN-E and SM 4500-CN-E):

- High RPD was observed for cyanide in the MS/MSD for batch 391320; the parent sample was not a project sample, and this analyte was not detected at or above the RL in the associated sample.
- No other analytical problems were encountered.

Ammonia and TKN- Semi-Automated Method (SM 4500-NH3-G):

No analytical problems were encountered.

Organophosphorus Pesticides (EPA 8141A):

Pace Laboratories in Bakersfield, CA performed the analysis (see sublab report section for certifications). Please see the Pace Laboratories case narrative.

8151A Chlorinated Herbicides (EPA 8151A):

McC Campbell Analytical, Inc. in Pittsburg, CA performed the analysis (NELAP certified). Please see the McC Campbell Analytical, Inc. case narrative.

RSK-175 CO2 (RSK-175):

McC Campbell Analytical, Inc. in Pittsburg, CA performed the analysis (see sublab report section for certifications). Please see the McC Campbell Analytical, Inc. case narrative.

Dioxins & Furans (EPA 8290):

Enthalpy - El Dorado Hills in El Dorado Hills, CA performed the analysis (see sublab report section for certifications). Please see the Enthalpy - El Dorado Hills case narrative.

Detection Summary

Helen Dubach
 CTEH Chiquita Canyon Landfill - PROJ-037507
 5120 Northshore Drive
 North Little Rock, AR 72118

Lab Job #: 549965
 Project No: EAST BASIN
 Location: East Basin Waters & Soils - Stormwater Scope
 Date Received: 12/30/25

Sample ID: EAST BASIN Lab ID: 549965-001 Collected: 12/30/25 11:45
Matrix: Water

549965-001 Analyte	Result	Qual	Units	RL	MDL
Method: EPA 200.7 Prep Method: EPA 3015A					
Calcium	51		mg/L	0.10	0.0095
Iron	0.71		mg/L	0.050	0.017
Magnesium	11		mg/L	0.10	0.017
Potassium	13		mg/L	0.50	0.20
Sodium	57		mg/L	0.50	0.017
Method: EPA 200.8 Prep Method: EPA 3015A					
Arsenic	4.3		ug/L	2.0	0.30
Barium	62		ug/L	5.0	0.44
Boron	210		ug/L	100	57
Chromium	2.3	J	ug/L	5.0	0.40
Cobalt	0.76	J	ug/L	1.0	0.14
Copper	5.3		ug/L	3.0	0.84
Lead	0.52	J	ug/L	5.0	0.23
Manganese	29		ug/L	10	4.3
Nickel	3.0	J	ug/L	5.0	0.91
Selenium	5.4		ug/L	4.0	1.8
Vanadium	4.0	J	ug/L	5.0	0.59
Zinc	9.0	J	ug/L	10	7.6
Method: EPA 300.0 Prep Method: METHOD					
Fluoride	0.24		mg/L	0.20	0.072
Chloride	28		mg/L	1.0	0.27
Nitrogen, Nitrite	0.13		mg/L	0.10	0.02
Nitrogen, Nitrate	1.8		mg/L	0.10	0.05
Sulfate	130		mg/L	10	2.5
Method: EPA 350.1 Prep Method: METHOD					
Ammonia-N	0.25		mg/L	0.10	0.050
Method: EPA 8260B Prep Method: EPA 5030B					
Benzene	0.04	J	ug/L	1.0	0.03
Method: EPA 8270C-SIM Prep Method: EPA 3535					
1,4-Dioxane	1.0		ug/L	1.0	0.84
Method: SM 5310B Prep Method: SM 5310B					
Total Organic Carbon	30		mg/L	1.0	0.49
Method: SM2130B					
Turbidity	50		NTU	0.20	0.12

Detection Summary

549965-001 Analyte	Result	Qual	Units	RL	MDL
Method: SM2320B Prep Method: METHOD					
Bicarbonate	140		mg/L	5.0	
Alkalinity, Total as CaCO ₃	110		mg/L	5.0	
Method: SM2510B Prep Method: METHOD					
Specific Conductance	630		umhos/cm	1.0	
Method: SM2540C Prep Method: METHOD					
Total Dissolved Solids	440		mg/L	20	
Method: SM2540D Prep Method: METHOD					
Total Suspended Solids	49		mg/L	0.5	
Method: SM5210B Prep Method: METHOD					
Biochemical Oxygen Demand	4.8	BOD5	mg/L	3.0	
Method: SM5220D Prep Method: SM 5220D					
Chemical Oxygen Demand	77		mg/L	4.0	2.0

BOD5 Estimated result, under-depleted, highest volume replicate reported
 J Estimated value



Login 549965



Entnaipy Analytical - Orange

931 W. Barkley Avenue, Orange, CA 92868

Phone 714-771-6900

Chain of Custody Record

Lab No: 549965

Page: 1 of 3

Matrix: A = Air S = Soil/Solid

W = Water DW = Drinking Water SD = Sediment

PP = Pure Product SEA = Sea Water

SW = Swab T = Tissue WP = Wipe O = Other

Standard:

2 Day:

Preservatives:

1 = Na₂S₂O₃ 2 = HCl 3 = HNO₃
4 = H₂SO₄ 5 = NaOH 6 = Other

Sample Receipt Temp:

115 4.4/42
20/42
(lab use only)

X

5 Day:

1 Day:

3 Day:

Custom TAT:

CUSTOMER INFORMATION		PROJECT INFORMATION				Analysis Request		Test Instructions / Comments																						
Company:	Chiquita Canyon, LLC	Name:	East Basin	Sample ID	Sample Date	Sampling Time	Matrix	Container No. / Size	Pres.																					
Report To:	Kate Logan	Number:		Sample ID	Sample Date	Sampling Time	Matrix	Container No. / Size	Pres.																					
Email:	kate.logan@wasteconnections.com	P.O. #:		Sample ID	Sample Date	Sampling Time	Matrix	Container No. / Size	Pres.																					
Address:	29201 Henry Mayo Drive	Address:	29201 Henry Mayo Drive	Sample ID	Sample Date	Sampling Time	Matrix	Container No. / Size	Pres.																					
Phone:	Castaic, CA 91384	Global ID:	Castaic, CA 91384	Sample ID	Sample Date	Sampling Time	Matrix	Container No. / Size	Pres.																					
Fax:	682-559-3880	Sampled By:	MT, CH	Sample ID	Sample Date	Sampling Time	Matrix	Container No. / Size	Pres.																					
1	East Basin			12/30/25	1145	W	30	6,2,4,1	X	200.7/200.8 Metals (see comments)	X	245.1 Mercury	X	4500-CN-E Cyanide	X	8081 Pesticides / 8082 PCBs	X	8141 Organophosphorous Pesticides	X	8151 Herbicides	X	8260 VOCs	X	8260 Acrolein/Acrylonitrile	X	8270C	X	8290 2,3,7,8-TCDD	X	Temp: 14°C, pH 8.33
2																														
3																														
4																														
5																														
6																														
7																														
8																														
9																														
10																														

Signature	Print Name	Company / Title	Date / Time
	MaH Tushk	CIEH	12/30 1510
	DR	EP	12/30/25 1010



Enthalpy Analytical - Orange
 931 W. Barkley Avenue, Orange, CA 92868
 Phone 714-771-6900

Chain of Custody Record
 Lab No: 54965
 Page: 2 of 3

Matrix: A = Air S = Soil/Solid
 W = Water DW = Drinking Water SD = Sediment
 PP = Pure Product SEA = Sea Water
 SW = Swab T = Tissue WP = Wipe O = Other

Turn Around Time (rush by advanced notice only)
 Standard: 5 Day: 3 Day:
 2 Day: 1 Day: Custom TAT:

Preservatives:
 1 = Na₂S₂O₃ 2 = HCl 3 = HNO₃
 4 = H₂SO₄ 5 = NaOH 6 = Other
 (lab use only)

CUSTOMER INFORMATION				PROJECT INFORMATION				Analysis Request				Test Instructions / Comments									
Company:	Chiquita Canyon, LLC	Name:	East Basin	Sample ID	Sampling Date	Sampling Time	Matrix	Container No. / Size	Pres.	SM4500-S2-D Total Sulfide	SM5210B BOD	1664A Oil and Grease	420.1 Total Phenolics	9221F E. Coll	300.0 Cl, Br, F, NO ₃ , NO ₂ , SO ₄	2540D TSS	5310B TOC	8270 SIM 1,4-Dioxane	SM2320B Alkalinity	Additional email recipients: matt.breuer@wasteconnections.com stormwater@wasteconnections.com tmb@swteng.com aav@swteng.com Direct invoices to: Maribel Bolanos (661) 257-3665	
Report To:	Kate Logan	Number:																			
Email:	kate.logan@wasteconnections.com	P.O. #:																			
Address:	29201 Henry Mayo Drive	Address:	29201 Henry Mayo Drive																		
	Castaic, CA 91384		Castaic, CA 91384																		
Phone:	682-559-3880	Global ID:																			
Fax:		Sampled By:	MT, CH																		
1	East Basin				12/30/25	1145	W	30	6,2,4,1												
2																					
3																					
4																					
5																					
6																					
7																					
8																					
9																					
10																					

Signature	Print Name	Company / Title	Date / Time
	Maribel Bolanos	CTEH	12/30 1510
	Maribel Bolanos	EP	12/30/25 1510



Enthalpy Analytical - Orange

931 W. Barkley Avenue, Orange, CA 92868

Phone 714-771-6900

Chain of Custody Record

Lab No: *99965*

Page: 3 of 3

Matrix: A = Air S = Soil/Solid
 W = Water DW = Drinking Water SD = Sediment
 PP = Pure Product SEA = Sea Water
 SW = Swab T = Tissue WP = Wipe O = Other

Turn Around Time (rush by advanced notice only)

Standard: X 5 Day: 3 Day:
 2 Day: 1 Day: Custom TAT:

Sample Receipt Temp:

Preservatives:
 1 = Na₂S₂O₃ 2 = HCl 3 = HNO₃
 4 = H₂SO₄ 5 = NaOH 6 = Other
 (lab use only)

CUSTOMER INFORMATION

Company: Chiquita Canyon, LLC
 Report To: Kate Logan
 Email: kate.logan@wastconnections.com
 Address: 29201 Henry Mayo Drive
 Castaic, CA 91384
 Phone: 682-559-3880
 Fax:
 Name: East Basin
 Number:
 P.O. #:
 Address: 29201 Henry Mayo Drive
 Castaic, CA 91384
 Global ID:
 Sampled By: MT, CH

PROJECT INFORMATION

Analysis Request
 SM220D Chemical Oxygen Demand X
 SM2510B Specific Conductance X
 RSK-175 Carbon Dioxide X
 2540E TDS X
 SM2130B Turbidity X
 350.1 Ammonia X
 625.1 - See Comments X
 625.1 Alpha-Terpineol X
 Temp: 14°C, pH 8.33

Test Instructions / Comments

625.1 - Benzoic Acid, Pyridine, Phenol, 2-methylphenol, 3,4-methylphenol, Cresol, Naphthalene, alpha-terpineol
 Additional email recipients:
 matt.breuer@wastconnections.com
 stormwater@wastconnections.com
 tmb@swteng.com
 aav@swteng.com
 Direct invoices to:
 Maribel Bolanos
 (661) 257-3665

Sample ID	Sampling Date	Sampling Time	Matrix	Container No. / Size	Pres.
1 East Basin	12/30/25	1145	W	30	6,2,4,1
2					
3					
4					
5					
6					
7					
8					
9					
10					

Signature	Print Name	Company / Title	Date / Time
<i>[Signature]</i>	MAH TESSIE	CTEH	12/30/25 1510
	WAR	EA	12/30/25 1510

SAMPLE RECEIPT CHECKLIST



Section 1: General Info

Date Received: 12/30/15 WO# 549965 Client: Chiquita Canyon

Section 2: Shipping / Custody

Are custody seals present? Yes No

Custody seals intact on arrival? N/A Yes No On cooler / box On samples

Courier Walk-In Field Sampling Shipping Info: _____

Section 3a: Condition / Packaging

Outside 0.0 - 6.0°C (0.0 - 10.0°C for microbiology) (PM notified)

Date Opened 12/30/15 By (initials) JKR / JKC Type of ice used: Wet Blue/Gel None

Samples received on ice directly from the field; cooling process had begun. (if checked, skip temperatures)

Sample matrix doesn't require cooling (e.g. air, bulk PCB). (if checked, skip temperatures)

If no cooler: Observed/Adjusted Temp (°C): _____ / _____ Thermometer/IR Gun: 1215 CF: 10.7

Cooler Temp (°C) #1: 4.1 / 4.8 #2: 3.8 / 4.2 #3: _____ / _____ #4: _____ / _____ #5: _____ / _____ #6: _____ / _____

Section 3b: Microbiology Samples

No microbiology samples submitted (skip 3b)

Within temp range 0.0 - 10.0°C or received on ice directly from field.

Adequate headspace for microbiology analysis.

Section 3c: Air Samples

No air samples submitted (skip 3c)

1.4L Canisters 6L Canisters Tedlar Bags MCE Cassettes Sorbent Tubes Other _____

Section 4: Containers / Labels / Samples

	YES	NO	N/A
1) Were custody papers present, filled properly, and legible?	<input checked="" type="checkbox"/>		
2) Is the sampler's name present on the CoC?	<input checked="" type="checkbox"/>		
3) Were containers received in good condition (unbroken / unopened / uncompromised)?	<input checked="" type="checkbox"/>		
4) Were the samples bagged? (required for microbiology samples; recommended for soil samples)			<input checked="" type="checkbox"/>
5) Were all of, and only, the correct samples received?	<input checked="" type="checkbox"/>		
6) Are sample labels present, legible, and in agreement with the CoC?	<input checked="" type="checkbox"/>		
7) Does the container count match the CoC?	<input checked="" type="checkbox"/>		
8) Was sufficient sample volume / mass received for the analyses requested?	<input checked="" type="checkbox"/>		
9) Were samples received in proper containers for the analyses requested?	<input checked="" type="checkbox"/>		
10) Were samples received with > 1/2 holding time remaining?	<input checked="" type="checkbox"/>		
11) Are samples properly preserved as indicated by CoC / labels?	<input checked="" type="checkbox"/>		
12) Unpreserved VOAs received - If necessary, was the hold time changed in LIMS?			<input checked="" type="checkbox"/>
13) Are VOA vials free from headspace/bubbles > 6mm?	<input checked="" type="checkbox"/>		

Section 5: Explanations / Comments

(If no comments are made, then no discrepancies noted.)

No additional discrepancies

Date Logged 12/30/15 By (print) GCK (sign) [Signature]
 Date Labeled 12/30/15 By (print) JKR / AGR (sign) [Signature for JKR/AGR]

Analysis Results for 549965

Helen Dubach
 CTEH Chiquita Canyon Landfill - PROJ-037507
 5120 Northshore Drive
 North Little Rock, AR 72118

Lab Job #: 549965
 Project No: EAST BASIN
 Location: East Basin Waters & Soils - Stormwater Scope
 Date Received: 12/30/25

Sample ID: EAST BASIN	Lab ID: 549965-001	Collected: 12/30/25 11:45
Matrix: Water		

549965-001 Analyte	Result	Qual	Units	RL	MDL	DF	Batch	Prepared	Analyzed	Chemist
Method: EPA 1664A Prep Method: METHOD										
Total Oil and Grease	ND		mg/L	4.9	0.96	0.99	391347	12/31/25	12/31/25	JAG
Method: EPA 200.7 Prep Method: EPA 3015A										
Calcium	51		mg/L	0.10	0.0095	1	391342	12/30/25	12/30/25	KAM
Iron	0.71		mg/L	0.050	0.017	1	391342	12/30/25	12/30/25	KAM
Magnesium	11		mg/L	0.10	0.017	1	391342	12/30/25	12/30/25	KAM
Potassium	13		mg/L	0.50	0.20	1	391342	12/30/25	12/30/25	KAM
Sodium	57		mg/L	0.50	0.017	1	391342	12/30/25	12/30/25	KAM
Method: EPA 200.8 Prep Method: EPA 3015A										
Antimony	ND		ug/L	2.0	1.3	1	391329	12/30/25	12/30/25	DXC
Arsenic	4.3		ug/L	2.0	0.30	1	391329	12/30/25	12/30/25	DXC
Barium	62		ug/L	5.0	0.44	1	391329	12/30/25	12/30/25	DXC
Beryllium	ND		ug/L	1.0	0.096	1	391329	12/30/25	12/30/25	DXC
Boron	210		ug/L	100	57	10	391329	12/30/25	12/30/25	DXC
Cadmium	ND		ug/L	1.0	0.21	1	391329	12/30/25	12/30/25	DXC
Chromium	2.3	J	ug/L	5.0	0.40	1	391329	12/30/25	12/30/25	DXC
Cobalt	0.76	J	ug/L	1.0	0.14	1	391329	12/30/25	12/30/25	DXC
Copper	5.3		ug/L	3.0	0.84	1	391329	12/30/25	12/30/25	DXC
Lead	0.52	J	ug/L	5.0	0.23	1	391329	12/30/25	12/30/25	DXC
Manganese	29		ug/L	10	4.3	1	391329	12/30/25	12/30/25	DXC
Nickel	3.0	J	ug/L	5.0	0.91	1	391329	12/30/25	12/30/25	DXC
Selenium	5.4		ug/L	4.0	1.8	1	391329	12/30/25	12/30/25	DXC
Silver	ND		ug/L	5.0	0.37	1	391329	12/30/25	12/30/25	DXC
Thallium	ND		ug/L	1.0	0.14	1	391329	12/30/25	12/30/25	DXC
Tin	ND		ug/L	5.0	1.5	1	391329	12/30/25	12/30/25	DXC
Vanadium	4.0	J	ug/L	5.0	0.59	1	391329	12/30/25	12/30/25	DXC
Zinc	9.0	J	ug/L	10	7.6	1	391329	12/30/25	12/30/25	DXC
Method: EPA 245.1 Prep Method: EPA 245.1										
Mercury	ND		ug/L	0.40	0.032	1	391337	12/30/25	12/31/25	MLL
Method: EPA 300.0 Prep Method: METHOD										
Fluoride	0.24		mg/L	0.20	0.072	1	391299	12/30/25 16:30	12/30/25 17:36	KUM
Chloride	28		mg/L	1.0	0.27	1	391299	12/30/25 16:30	12/30/25 17:36	KUM
Nitrogen, Nitrite	0.13		mg/L	0.10	0.02	1	391299	12/30/25 16:30	12/30/25 17:36	KUM
Bromide	ND		mg/L	0.30	0.060	1	391299	12/30/25 16:30	12/30/25 17:36	KUM

Analysis Results for 549965

549965-001 Analyte	Result	Qual	Units	RL	MDL	DF	Batch	Prepared	Analyzed	Chemist	
Nitrogen, Nitrate	1.8		mg/L	0.10	0.05	1	391299	12/30/25 16:30	12/30/25 17:36	KUM	
Sulfate	130		mg/L	10	2.5	10	391299	12/30/25 16:30	12/30/25 18:36	KUM	
Method: EPA 350.1 Prep Method: METHOD											
Ammonia-N	0.25		mg/L	0.10	0.050	1	391374	12/31/25	12/31/25	CKN	
Method: EPA 420.1 Prep Method: METHOD											
Total Phenolics	ND		mg/L	0.010	0.0065	1	391379	12/31/25	12/31/25	LVL	
Method: EPA 625.1 Prep Method: EPA 3510C											
Benzoic acid	ND		ug/L	48	10	0.97	391341	12/30/25	12/31/25	TJW	
Phenol	ND		ug/L	9.7	2.0	0.97	391341	12/30/25	12/31/25	TJW	
Naphthalene	ND		ug/L	9.7	3.5	0.97	391341	12/30/25	12/31/25	TJW	
Cresol	ND		ug/L	9.7		0.97	391341	12/30/25	12/31/25	TJW	
a-Terpineol	ND		ug/L	9.7	2.0	0.97	391341	12/30/25	12/31/25	TJW	
Method: EPA 8081A Prep Method: EPA 3510C											
alpha-BHC	ND		ug/L	0.05	0.01	1	391325	12/30/25	12/31/25	XLY	
beta-BHC	ND		ug/L	0.05	0.02	1	391325	12/30/25	12/31/25	XLY	
gamma-BHC	ND		ug/L	0.05	0.01	1	391325	12/30/25	12/31/25	XLY	
delta-BHC	ND		ug/L	0.05	0.009	1	391325	12/30/25	12/31/25	XLY	
Heptachlor	ND		ug/L	0.05	0.02	1	391325	12/30/25	12/31/25	XLY	
Aldrin	ND		ug/L	0.05	0.02	1	391325	12/30/25	12/31/25	XLY	
Heptachlor epoxide	ND		ug/L	0.05	0.01	1	391325	12/30/25	12/31/25	XLY	
Endosulfan I	ND		ug/L	0.05	0.02	1	391325	12/30/25	12/31/25	XLY	
Dieldrin	ND		ug/L	0.1	0.01	1	391325	12/30/25	12/31/25	XLY	
4,4'-DDE	ND		ug/L	0.1	0.01	1	391325	12/30/25	12/31/25	XLY	
Endrin	ND		ug/L	0.1	0.01	1	391325	12/30/25	12/31/25	XLY	
Endosulfan II	ND		ug/L	0.1	0.01	1	391325	12/30/25	12/31/25	XLY	
Endosulfan sulfate	ND		ug/L	0.1	0.02	1	391325	12/30/25	12/31/25	XLY	
4,4'-DDD	ND		ug/L	0.1	0.03	1	391325	12/30/25	12/31/25	XLY	
Endrin aldehyde	ND		ug/L	0.1	0.02	1	391325	12/30/25	12/31/25	XLY	
Endrin ketone	ND		ug/L	0.1	0.02	1	391325	12/30/25	12/31/25	XLY	
4,4'-DDT	ND		ug/L	0.1	0.07	1	391325	12/30/25	12/31/25	XLY	
Methoxychlor	ND		ug/L	0.1	0.07	1	391325	12/30/25	12/31/25	XLY	
Toxaphene	ND		ug/L	2.0	0.6	1	391325	12/30/25	12/31/25	XLY	
Chlordane (Technical)	ND		ug/L	1.0	0.3	1	391325	12/30/25	12/31/25	XLY	
Surrogates				Limits							
TCMX	76%		%REC	29-120			1	391325	12/30/25	12/31/25	XLY
Decachlorobiphenyl	84%		%REC	33-132			1	391325	12/30/25	12/31/25	XLY
Method: EPA 8082 Prep Method: EPA 3510C											
Aroclor-1016	ND		ug/L	0.50	0.30	1	391325	12/30/25	12/31/25	XLY	
Aroclor-1221	ND		ug/L	0.50	0.47	1	391325	12/30/25	12/31/25	XLY	
Aroclor-1232	ND		ug/L	0.50	0.27	1	391325	12/30/25	12/31/25	XLY	
Aroclor-1242	ND		ug/L	0.50	0.29	1	391325	12/30/25	12/31/25	XLY	
Aroclor-1248	ND		ug/L	0.50	0.24	1	391325	12/30/25	12/31/25	XLY	
Aroclor-1254	ND		ug/L	0.50	0.27	1	391325	12/30/25	12/31/25	XLY	
Aroclor-1260	ND		ug/L	0.50	0.33	1	391325	12/30/25	12/31/25	XLY	
Aroclor-1262	ND		ug/L	0.50	0.29	1	391325	12/30/25	12/31/25	XLY	

Analysis Results for 549965

549965-001 Analyte	Result	Qual	Units	RL	MDL	DF	Batch	Prepared	Analyzed	Chemist
Aroclor-1268	ND		ug/L	0.50	0.26	1	391325	12/30/25	12/31/25	XLY
Surrogates				Limits						
Decachlorobiphenyl (PCB)	81%		%REC	28-138		1	391325	12/30/25	12/31/25	XLY
Method: EPA 8260B										
Prep Method: EPA 5030B										
Carbon Disulfide	ND		ug/L	5.0	0.1	1	391356	12/31/25	12/31/25	TCN
2-Chloroethylvinylether	ND		ug/L	50	1.9	1	391356	12/31/25	12/31/25	TCN
Chloroprene	ND		ug/L	200	0.4	1	391356	12/31/25	12/31/25	TCN
3-Chloropropene	ND		ug/L	5.0	0.3	1	391356	12/31/25	12/31/25	TCN
Ethyl methacrylate	ND		ug/L	50	2.1	1	391356	12/31/25	12/31/25	TCN
Ethanol	ND		ug/L	500	110	1	391356	12/31/25	12/31/25	TCN
2-Hexanone	ND		ug/L	5.0	1.1	1	391356	12/31/25	12/31/25	TCN
Iodomethane	ND		ug/L	10	4.4	1	391356	12/31/25	12/31/25	TCN
Isopropanol (IPA)	ND		ug/L	200	52	1	391356	12/31/25	12/31/25	TCN
Methyl acrylonitrile	ND		ug/L	35	3.7	1	391356	12/31/25	12/31/25	TCN
Vinyl Acetate	ND		ug/L	50	15	1	391356	12/31/25	12/31/25	TCN
Acrolein	ND		ug/L	200	2.7	1	391356	12/31/25	12/31/25	TCN
Acrylonitrile	ND		ug/L	10	0.7	1	391356	12/31/25	12/31/25	TCN
Freon 12	ND		ug/L	5.0	0.08	1	391356	12/31/25	12/31/25	TCN
Chloromethane	ND		ug/L	5.0	0.09	1	391356	12/31/25	12/31/25	TCN
Vinyl Chloride	ND		ug/L	5.0	0.06	1	391356	12/31/25	12/31/25	TCN
Bromomethane	ND		ug/L	5.0	0.1	1	391356	12/31/25	12/31/25	TCN
Chloroethane	ND		ug/L	5.0	0.1	1	391356	12/31/25	12/31/25	TCN
Trichlorofluoromethane	ND		ug/L	5.0	0.05	1	391356	12/31/25	12/31/25	TCN
Acetone	ND		ug/L	100	5.0	1	391356	12/31/25	12/31/25	TCN
Freon 113	ND		ug/L	5.0	0.1	1	391356	12/31/25	12/31/25	TCN
1,1-Dichloroethene	ND		ug/L	5.0	0.09	1	391356	12/31/25	12/31/25	TCN
Methylene Chloride	ND		ug/L	5.0	0.2	1	391356	12/31/25	12/31/25	TCN
MTBE	ND		ug/L	5.0	0.08	1	391356	12/31/25	12/31/25	TCN
trans-1,2-Dichloroethene	ND		ug/L	5.0	0.1	1	391356	12/31/25	12/31/25	TCN
1,1-Dichloroethane	ND		ug/L	5.0	0.06	1	391356	12/31/25	12/31/25	TCN
2-Butanone	ND		ug/L	100	1.5	1	391356	12/31/25	12/31/25	TCN
cis-1,2-Dichloroethene	ND		ug/L	5.0	0.06	1	391356	12/31/25	12/31/25	TCN
2,2-Dichloropropane	ND		ug/L	5.0	0.1	1	391356	12/31/25	12/31/25	TCN
Chloroform	ND		ug/L	5.0	0.08	1	391356	12/31/25	12/31/25	TCN
Bromochloromethane	ND		ug/L	5.0	0.2	1	391356	12/31/25	12/31/25	TCN
1,1,1-Trichloroethane	ND		ug/L	5.0	0.07	1	391356	12/31/25	12/31/25	TCN
1,1-Dichloropropene	ND		ug/L	5.0	0.07	1	391356	12/31/25	12/31/25	TCN
Carbon Tetrachloride	ND		ug/L	5.0	0.07	1	391356	12/31/25	12/31/25	TCN
1,2-Dichloroethane	ND		ug/L	5.0	0.1	1	391356	12/31/25	12/31/25	TCN
Benzene	0.04	J	ug/L	1.0	0.03	1	391356	12/31/25	12/31/25	TCN
Trichloroethene	ND		ug/L	5.0	0.05	1	391356	12/31/25	12/31/25	TCN
1,2-Dichloropropane	ND		ug/L	5.0	0.1	1	391356	12/31/25	12/31/25	TCN
Bromodichloromethane	ND		ug/L	5.0	0.09	1	391356	12/31/25	12/31/25	TCN
Dibromomethane	ND		ug/L	5.0	0.1	1	391356	12/31/25	12/31/25	TCN
4-Methyl-2-Pentanone	ND		ug/L	5.0	1.0	1	391356	12/31/25	12/31/25	TCN
cis-1,3-Dichloropropene	ND		ug/L	5.0	0.06	1	391356	12/31/25	12/31/25	TCN
Toluene	ND		ug/L	5.0	0.06	1	391356	12/31/25	12/31/25	TCN
trans-1,3-Dichloropropene	ND		ug/L	5.0	0.08	1	391356	12/31/25	12/31/25	TCN
1,1,2-Trichloroethane	ND		ug/L	5.0	0.2	1	391356	12/31/25	12/31/25	TCN
1,3-Dichloropropane	ND		ug/L	5.0	0.1	1	391356	12/31/25	12/31/25	TCN
Tetrachloroethene	ND		ug/L	5.0	0.1	1	391356	12/31/25	12/31/25	TCN

Results for any subcontracted analyses are not included in this section.

Analysis Results for 549965

549965-001 Analyte	Result	Qual	Units	RL	MDL	DF	Batch	Prepared	Analyzed	Chemist	
Dibromochloromethane	ND		ug/L	5.0	0.09	1	391356	12/31/25	12/31/25	TCN	
1,2-Dibromoethane	ND		ug/L	5.0	0.1	1	391356	12/31/25	12/31/25	TCN	
Chlorobenzene	ND		ug/L	5.0	0.09	1	391356	12/31/25	12/31/25	TCN	
1,1,1,2-Tetrachloroethane	ND		ug/L	5.0	0.1	1	391356	12/31/25	12/31/25	TCN	
Ethylbenzene	ND		ug/L	5.0	0.09	1	391356	12/31/25	12/31/25	TCN	
m,p-Xylenes	ND		ug/L	10	0.1	1	391356	12/31/25	12/31/25	TCN	
o-Xylene	ND		ug/L	5.0	0.06	1	391356	12/31/25	12/31/25	TCN	
Styrene	ND		ug/L	5.0	0.09	1	391356	12/31/25	12/31/25	TCN	
Bromoform	ND		ug/L	5.0	0.07	1	391356	12/31/25	12/31/25	TCN	
Isopropylbenzene	ND		ug/L	5.0	0.05	1	391356	12/31/25	12/31/25	TCN	
1,1,2,2-Tetrachloroethane	ND		ug/L	5.0	0.07	1	391356	12/31/25	12/31/25	TCN	
1,2,3-Trichloropropane	ND		ug/L	5.0	0.1	1	391356	12/31/25	12/31/25	TCN	
Propylbenzene	ND		ug/L	5.0	0.07	1	391356	12/31/25	12/31/25	TCN	
Bromobenzene	ND		ug/L	5.0	0.03	1	391356	12/31/25	12/31/25	TCN	
1,3,5-Trimethylbenzene	ND		ug/L	5.0	0.06	1	391356	12/31/25	12/31/25	TCN	
2-Chlorotoluene	ND		ug/L	5.0	0.05	1	391356	12/31/25	12/31/25	TCN	
4-Chlorotoluene	ND		ug/L	5.0	0.06	1	391356	12/31/25	12/31/25	TCN	
tert-Butylbenzene	ND		ug/L	5.0	0.03	1	391356	12/31/25	12/31/25	TCN	
1,2,4-Trimethylbenzene	ND		ug/L	5.0	0.03	1	391356	12/31/25	12/31/25	TCN	
sec-Butylbenzene	ND		ug/L	5.0	0.06	1	391356	12/31/25	12/31/25	TCN	
para-Isopropyl Toluene	ND		ug/L	5.0	0.07	1	391356	12/31/25	12/31/25	TCN	
1,3-Dichlorobenzene	ND		ug/L	5.0	0.06	1	391356	12/31/25	12/31/25	TCN	
1,4-Dichlorobenzene	ND		ug/L	5.0	0.09	1	391356	12/31/25	12/31/25	TCN	
n-Butylbenzene	ND		ug/L	5.0	0.06	1	391356	12/31/25	12/31/25	TCN	
1,2-Dichlorobenzene	ND		ug/L	5.0	0.09	1	391356	12/31/25	12/31/25	TCN	
1,2-Dibromo-3-Chloropropane	ND		ug/L	5.0	0.5	1	391356	12/31/25	12/31/25	TCN	
1,2,4-Trichlorobenzene	ND		ug/L	5.0	0.07	1	391356	12/31/25	12/31/25	TCN	
Hexachlorobutadiene	ND		ug/L	5.0	0.2	1	391356	12/31/25	12/31/25	TCN	
Naphthalene	ND		ug/L	5.0	0.2	1	391356	12/31/25	12/31/25	TCN	
1,2,3-Trichlorobenzene	ND		ug/L	5.0	0.08	1	391356	12/31/25	12/31/25	TCN	
cis-1,4-Dichloro-2-butene	ND		ug/L	5.0	0.4	1	391356	12/31/25	12/31/25	TCN	
trans-1,4-Dichloro-2-butene	ND		ug/L	5.0	0.4	1	391356	12/31/25	12/31/25	TCN	
Xylene (total)	ND		ug/L	5.0		1	391356	12/31/25	12/31/25	TCN	
Surrogates				Limits							
Dibromofluoromethane	95%		%REC	70-130			1	391356	12/31/25	12/31/25	TCN
1,2-Dichloroethane-d4	106%		%REC	70-130			1	391356	12/31/25	12/31/25	TCN
Toluene-d8	96%		%REC	70-130			1	391356	12/31/25	12/31/25	TCN
Bromofluorobenzene	99%		%REC	70-130			1	391356	12/31/25	12/31/25	TCN
Method: EPA 8270C-SIM Prep Method: EPA 3535											
1,4-Dioxane	1.0		ug/L	1.0	0.84	1	391351	12/30/25	12/30/25	ZFA	
Surrogates				Limits							
1,4-Dioxane-d8 (SUR)	97%		%REC	80-120			1	391351	12/30/25	12/30/25	ZFA
Method: EPA 8270C Prep Method: EPA 3510C											
Carbazole	ND		ug/L	9.7	2.7	0.97	391341	12/30/25	12/31/25	TJW	
Pyridine	ND		mg/L	0.0097	0.0027	0.97	391341	12/30/25	12/31/25	TJW	
N-Nitrosodimethylamine	ND		ug/L	9.7	2.8	0.97	391341	12/30/25	12/31/25	TJW	
Aniline	ND		ug/L	9.7	2.8	0.97	391341	12/30/25	12/31/25	TJW	
bis(2-Chloroethyl)ether	ND		ug/L	24	3.6	0.97	391341	12/30/25	12/31/25	TJW	

Analysis Results for 549965

549965-001 Analyte	Result	Qual	Units	RL	MDL	DF	Batch	Prepared	Analyzed	Chemist
2-Chlorophenol	ND		ug/L	9.7	3.5	0.97	391341	12/30/25	12/31/25	TJW
1,3-Dichlorobenzene	ND		ug/L	9.7	3.2	0.97	391341	12/30/25	12/31/25	TJW
1,4-Dichlorobenzene	ND		ug/L	9.7	3.3	0.97	391341	12/30/25	12/31/25	TJW
Benzyl alcohol	ND		ug/L	24	5.6	0.97	391341	12/30/25	12/31/25	TJW
1,2-Dichlorobenzene	ND		ug/L	9.7	3.2	0.97	391341	12/30/25	12/31/25	TJW
2-Methylphenol	ND		mg/L	0.0097	0.0031	0.97	391341	12/30/25	12/31/25	TJW
bis(2-Chloroisopropyl) ether	ND		ug/L	9.7	3.7	0.97	391341	12/30/25	12/31/25	TJW
3-,4-Methylphenol	ND		mg/L	0.0097	0.0029	0.97	391341	12/30/25	12/31/25	TJW
N-Nitroso-di-n-propylamine	ND		ug/L	9.7	3.7	0.97	391341	12/30/25	12/31/25	TJW
Hexachloroethane	ND		mg/L	0.0097	0.0029	0.97	391341	12/30/25	12/31/25	TJW
Nitrobenzene	ND		mg/L	0.024	0.0081	0.97	391341	12/30/25	12/31/25	TJW
Isophorone	ND		ug/L	9.7	3.6	0.97	391341	12/30/25	12/31/25	TJW
2-Nitrophenol	ND		ug/L	9.7	5.3	0.97	391341	12/30/25	12/31/25	TJW
2,4-Dimethylphenol	ND		ug/L	9.7	3.1	0.97	391341	12/30/25	12/31/25	TJW
bis(2-Chloroethoxy)methane	ND		ug/L	9.7	3.5	0.97	391341	12/30/25	12/31/25	TJW
2,4-Dichlorophenol	ND		ug/L	9.7	3.6	0.97	391341	12/30/25	12/31/25	TJW
1,2,4-Trichlorobenzene	ND		ug/L	9.7	3.3	0.97	391341	12/30/25	12/31/25	TJW
4-Chloroaniline	ND		ug/L	9.7	3.0	0.97	391341	12/30/25	12/31/25	TJW
Hexachlorobutadiene	ND		mg/L	0.0097	0.0021	0.97	391341	12/30/25	12/31/25	TJW
4-Chloro-3-methylphenol	ND		ug/L	9.7	3.5	0.97	391341	12/30/25	12/31/25	TJW
2-Methylnaphthalene	ND		ug/L	9.7	3.2	0.97	391341	12/30/25	12/31/25	TJW
Hexachlorocyclopentadiene	ND		ug/L	24	7.5	0.97	391341	12/30/25	12/31/25	TJW
2,4,6-Trichlorophenol	ND		mg/L	0.0097	0.0039	0.97	391341	12/30/25	12/31/25	TJW
2,4,5-Trichlorophenol	ND		mg/L	0.0097	0.0036	0.97	391341	12/30/25	12/31/25	TJW
2-Chloronaphthalene	ND		ug/L	9.7	3.3	0.97	391341	12/30/25	12/31/25	TJW
2-Nitroaniline	ND		ug/L	48	4.2	0.97	391341	12/30/25	12/31/25	TJW
Dimethylphthalate	ND		ug/L	9.7	3.3	0.97	391341	12/30/25	12/31/25	TJW
Acenaphthylene	ND		ug/L	9.7	3.7	0.97	391341	12/30/25	12/31/25	TJW
2,6-Dinitrotoluene	ND		ug/L	9.7	4.3	0.97	391341	12/30/25	12/31/25	TJW
3-Nitroaniline	ND		ug/L	9.7	3.9	0.97	391341	12/30/25	12/31/25	TJW
Acenaphthene	ND		ug/L	9.7	3.1	0.97	391341	12/30/25	12/31/25	TJW
2,4-Dinitrophenol	ND		ug/L	48	14	0.97	391341	12/30/25	12/31/25	TJW
4-Nitrophenol	ND		ug/L	48	8.2	0.97	391341	12/30/25	12/31/25	TJW
Dibenzofuran	ND		ug/L	9.7	3.1	0.97	391341	12/30/25	12/31/25	TJW
2,4-Dinitrotoluene	ND		mg/L	0.0097	0.0041	0.97	391341	12/30/25	12/31/25	TJW
Diethylphthalate	ND		ug/L	9.7	2.8	0.97	391341	12/30/25	12/31/25	TJW
Fluorene	ND		ug/L	9.7	3.0	0.97	391341	12/30/25	12/31/25	TJW
4-Chlorophenyl-phenylether	ND		ug/L	9.7	3.0	0.97	391341	12/30/25	12/31/25	TJW
4-Nitroaniline	ND		ug/L	9.7	3.2	0.97	391341	12/30/25	12/31/25	TJW
4,6-Dinitro-2-methylphenol	ND		ug/L	48	17	0.97	391341	12/30/25	12/31/25	TJW
N-Nitrosodiphenylamine	ND		ug/L	9.7	3.8	0.97	391341	12/30/25	12/31/25	TJW
1,2-diphenylhydrazine (as azobenzene)	ND		ug/L	9.7	2.8	0.97	391341	12/30/25	12/31/25	TJW
4-Bromophenyl-phenylether	ND		ug/L	9.7	3.2	0.97	391341	12/30/25	12/31/25	TJW
Hexachlorobenzene	ND		mg/L	0.0097	0.0029	0.97	391341	12/30/25	12/31/25	TJW
Pentachlorophenol	ND		mg/L	0.024	0.0055	0.97	391341	12/30/25	12/31/25	TJW
Phenanthrene	ND		ug/L	9.7	2.8	0.97	391341	12/30/25	12/31/25	TJW
Anthracene	ND		ug/L	9.7	2.7	0.97	391341	12/30/25	12/31/25	TJW
Di-n-butylphthalate	ND		ug/L	9.7	2.9	0.97	391341	12/30/25	12/31/25	TJW
Fluoranthene	ND		ug/L	9.7	2.7	0.97	391341	12/30/25	12/31/25	TJW
Benzidine	ND		ug/L	48	18	0.97	391341	12/30/25	12/31/25	TJW
Pyrene	ND		ug/L	9.7	2.6	0.97	391341	12/30/25	12/31/25	TJW

Analysis Results for 549965

549965-001 Analyte	Result	Qual	Units	RL	MDL	DF	Batch	Prepared	Analyzed	Chemist
Butylbenzylphthalate	ND		ug/L	9.7	3.5	0.97	391341	12/30/25	12/31/25	TJW
3,3'-Dichlorobenzidine	ND		ug/L	24	5.0	0.97	391341	12/30/25	12/31/25	TJW
Benzo(a)anthracene	ND		ug/L	9.7	2.3	0.97	391341	12/30/25	12/31/25	TJW
Chrysene	ND		ug/L	9.7	2.4	0.97	391341	12/30/25	12/31/25	TJW
bis(2-Ethylhexyl)phthalate	ND		ug/L	9.7	3.2	0.97	391341	12/30/25	12/31/25	TJW
Di-n-octylphthalate	ND		ug/L	9.7	4.5	0.97	391341	12/30/25	12/31/25	TJW
Benzo(b)fluoranthene	ND		ug/L	9.7	2.9	0.97	391341	12/30/25	12/31/25	TJW
Benzo(k)fluoranthene	ND		ug/L	9.7	3.0	0.97	391341	12/30/25	12/31/25	TJW
Benzo(a)pyrene	ND		ug/L	9.7	3.0	0.97	391341	12/30/25	12/31/25	TJW
Indeno(1,2,3-cd)pyrene	ND		ug/L	9.7	4.1	0.97	391341	12/30/25	12/31/25	TJW
Dibenz(a,h)anthracene	ND		ug/L	9.7	4.0	0.97	391341	12/30/25	12/31/25	TJW
Benzo(g,h,i)perylene	ND		ug/L	9.7	4.0	0.97	391341	12/30/25	12/31/25	TJW
Surrogates				Limits						
2-Fluorophenol	48%		%REC	15-120		0.97	391341	12/30/25	12/31/25	TJW
Phenol-d6	30%		%REC	15-120		0.97	391341	12/30/25	12/31/25	TJW
2,4,6-Tribromophenol	88%		%REC	15-140		0.97	391341	12/30/25	12/31/25	TJW
Nitrobenzene-d5	75%		%REC	15-123		0.97	391341	12/30/25	12/31/25	TJW
2-Fluorobiphenyl	71%		%REC	15-120		0.97	391341	12/30/25	12/31/25	TJW
Terphenyl-d14	87%		%REC	15-120		0.97	391341	12/30/25	12/31/25	TJW
Method: SM 4500-CN-E Prep Method: METHOD										
Cyanide	ND		mg/L	0.0050	0.0017	0.5	391320	12/30/25	12/31/25	JAK
Method: SM 4500-S2-D Prep Method: METHOD										
Sulfide	ND		mg/L	0.10		1	391360	12/30/25	12/30/25	TXC
Method: SM 5310B Prep Method: SM 5310B										
Total Organic Carbon	30		mg/L	1.0	0.49	1	391339	12/30/25	12/31/25	BDR
Method: SM2130B										
Turbidity	50		NTU	0.20	0.12	1	391318	12/30/25 16:40	12/30/25 16:40	TRR
Method: SM2320B Prep Method: METHOD										
Bicarbonate	140		mg/L	5.0		2.5	391408	12/31/25	12/31/25	WWC
Carbonate	ND		mg/L	5.0		2.5	391408	12/31/25	12/31/25	WWC
Hydroxide	ND		mg/L	5.0		2.5	391408	12/31/25	12/31/25	WWC
Alkalinity, Total as CaCO3	110		mg/L	5.0		2.5	391408	12/31/25	12/31/25	WWC
Method: SM2510B Prep Method: METHOD										
Specific Conductance	630		umhos/cm	1.0		1	391346	12/30/25	12/30/25	AAB
Method: SM2540C Prep Method: METHOD										
Total Dissolved Solids	440		mg/L	20		2	391345	12/30/25	12/31/25	AAB
Method: SM2540D Prep Method: METHOD										
Total Suspended Solids	49		mg/L	0.5		1	391335	12/30/25	12/31/25	CKN
Method: SM5210B Prep Method: METHOD										
Biochemical Oxygen Demand	4.8	BOD5	mg/L	3.0		1	391332	12/30/25 16:05	01/04/26 12:56	AAB

Analysis Results for 549965

549965-001 Analyte	Result	Qual	Units	RL	MDL	DF	Batch	Prepared	Analyzed	Chemist
Method: SM5220D										
Prep Method: SM 5220D										
Chemical Oxygen Demand	77		mg/L	4.0	2.0	1	391311	12/31/25	12/31/25	ARM

BOD5 Estimated result, under-depleted, highest volume replicate reported
 J Estimated value
 ND Not Detected

Batch QC

Type: Blank	Lab ID: QC1327024	Batch: 391347
Matrix: Water	Method: EPA 1664A	Prep Method: METHOD

QC1327024 Analyte	Result	Qual	Units	RL	MDL	Prepared	Analyzed
Total Oil and Grease	ND		mg/L	5.0	0.97	12/31/25	12/31/25

Type: Lab Control Sample	Lab ID: QC1327025	Batch: 391347
Matrix: Water	Method: EPA 1664A	Prep Method: METHOD

QC1327025 Analyte	Result	Spiked	Units	Recovery	Qual	Limits
Total Oil and Grease	37.80	40.00	mg/L	95%		78-114

Type: Lab Control Sample Duplicate	Lab ID: QC1327026	Batch: 391347
Matrix: Water	Method: EPA 1664A	Prep Method: METHOD

QC1327026 Analyte	Result	Spiked	Units	Recovery	Qual	Limits	RPD	RPD Lim
Total Oil and Grease	37.40	40.00	mg/L	94%		78-114	1	18

Type: Blank	Lab ID: QC1326763	Batch: 391342
Matrix: Water	Method: EPA 200.7	Prep Method: EPA 3015A

QC1326763 Analyte	Result	Qual	Units	RL	MDL	Prepared	Analyzed
Calcium	ND		mg/L	0.10	0.0095	12/30/25	12/30/25
Iron	ND		mg/L	0.050	0.017	12/30/25	12/30/25
Magnesium	ND		mg/L	0.10	0.017	12/30/25	12/30/25
Potassium	ND		mg/L	0.50	0.20	12/30/25	12/30/25
Sodium	0.081	J	mg/L	0.50	0.017	12/30/25	12/30/25

Type: Lab Control Sample	Lab ID: QC1326764	Batch: 391342
Matrix: Water	Method: EPA 200.7	Prep Method: EPA 3015A

QC1326764 Analyte	Result	Spiked	Units	Recovery	Qual	Limits
Calcium	20.92	20.40	mg/L	103%		85-115
Iron	0.4051	0.4000	mg/L	101%		85-115
Magnesium	21.95	20.40	mg/L	108%		85-115
Potassium	24.78	24.00	mg/L	103%		85-115
Sodium	20.80	20.40	mg/L	102%		85-115

Batch QC

Type: Matrix Spike	Lab ID: QC1326765	Batch: 391342
Matrix (Source ID): Water (549935-001)	Method: EPA 200.7	Prep Method: EPA 3015A

QC1326765 Analyte	Result	Source Sample Result	Spiked	Units	Recovery	Qual	Limits	DF
Calcium	86.38	66.17	20.40	mg/L	99%		75-125	1
Iron	0.4749	0.06769	0.4000	mg/L	102%		75-125	1
Magnesium	53.00	31.31	20.40	mg/L	106%		75-125	1
Potassium	45.63	19.24	24.00	mg/L	110%		75-125	1
Sodium	660.6	647.2	20.40	mg/L	66%	NM	75-125	1

Type: Matrix Spike Duplicate	Lab ID: QC1326766	Batch: 391342
Matrix (Source ID): Water (549935-001)	Method: EPA 200.7	Prep Method: EPA 3015A

QC1326766 Analyte	Result	Source Sample Result	Spiked	Units	Recovery	Qual	Limits	RPD	RPD Lim	DF
Calcium	86.44	66.17	20.40	mg/L	99%		75-125	0	20	1
Iron	0.4796	0.06769	0.4000	mg/L	103%		75-125	1	20	1
Magnesium	53.16	31.31	20.40	mg/L	107%		75-125	0	20	1
Potassium	45.81	19.24	24.00	mg/L	111%		75-125	0	20	1
Sodium	660.2	647.2	20.40	mg/L	64%	NM	75-125	0	20	1

Type: Serial Dilution	Lab ID: QC1326769	Batch: 391342
Matrix (Source ID): Water (549935-001)	Method: EPA 200.7	Prep Method: EPA 3015A

QC1326769 Analyte	Result	Source Sample Result	Units	Qual	RPD	RPD Lim	DF
Calcium	67.42	66.17	mg/L				5
Iron	ND	0.06769	mg/L				5
Magnesium	31.95	31.31	mg/L				5
Potassium	17.97	19.24	mg/L				5
Sodium	688.0	647.2	mg/L				5

Batch QC

Type: Blank	Lab ID: QC1326705	Batch: 391329
Matrix: Water	Method: EPA 200.8	Prep Method: EPA 3015A

QC1326705 Analyte	Result	Qual	Units	RL	MDL	Prepared	Analyzed
Antimony	ND		ug/L	2.0	1.3	12/30/25	12/30/25
Arsenic	ND		ug/L	2.0	0.30	12/30/25	12/30/25
Barium	ND		ug/L	5.0	0.44	12/30/25	12/30/25
Beryllium	ND		ug/L	1.0	0.096	12/30/25	12/30/25
Boron	ND		ug/L	10	5.7	12/30/25	12/30/25
Cadmium	ND		ug/L	1.0	0.21	12/30/25	12/30/25
Chromium	ND		ug/L	5.0	0.40	12/30/25	12/30/25
Cobalt	ND		ug/L	1.0	0.14	12/30/25	12/30/25
Copper	ND		ug/L	3.0	0.84	12/30/25	12/30/25
Lead	ND		ug/L	5.0	0.23	12/30/25	12/30/25
Manganese	ND		ug/L	10	4.3	12/30/25	12/30/25
Nickel	ND		ug/L	5.0	0.91	12/30/25	12/30/25
Selenium	ND		ug/L	4.0	1.8	12/30/25	12/30/25
Silver	ND		ug/L	5.0	0.37	12/30/25	12/30/25
Thallium	ND		ug/L	1.0	0.14	12/30/25	12/30/25
Tin	ND		ug/L	5.0	1.5	12/30/25	12/30/25
Vanadium	ND		ug/L	5.0	0.59	12/30/25	12/30/25
Zinc	ND		ug/L	10	7.6	12/30/25	12/30/25

Type: Lab Control Sample	Lab ID: QC1326706	Batch: 391329
Matrix: Water	Method: EPA 200.8	Prep Method: EPA 3015A

QC1326706 Analyte	Result	Spiked	Units	Recovery	Qual	Limits
Antimony	103.4	100.0	ug/L	103%		85-115
Arsenic	96.19	100.0	ug/L	96%		85-115
Barium	100.9	100.0	ug/L	101%		85-115
Beryllium	93.54	100.0	ug/L	94%		85-115
Boron	100.1	100.0	ug/L	100%		85-115
Cadmium	99.07	100.0	ug/L	99%		85-115
Chromium	97.49	100.0	ug/L	97%		85-115
Cobalt	101.0	100.0	ug/L	101%		85-115
Copper	98.33	100.0	ug/L	98%		85-115
Lead	97.12	100.0	ug/L	97%		85-115
Manganese	99.76	100.0	ug/L	100%		85-115
Nickel	100.3	100.0	ug/L	100%		85-115
Selenium	91.24	100.0	ug/L	91%		85-115
Silver	51.02	50.00	ug/L	102%		85-115
Thallium	98.07	100.0	ug/L	98%		85-115
Tin	93.90	100.0	ug/L	94%		85-115
Vanadium	97.79	100.0	ug/L	98%		85-115
Zinc	97.91	100.0	ug/L	98%		85-115

Batch QC

Type: Matrix Spike	Lab ID: QC1326707	Batch: 391329
Matrix (Source ID): Water (549930-001)	Method: EPA 200.8	Prep Method: EPA 3015A

QC1326707 Analyte	Result	Source Sample Result	Spiked	Units	Recovery	Qual	Limits	DF
Antimony	66.61	1.810	100.0	ug/L	65%	*	70-130	1
Arsenic	96.17	4.239	100.0	ug/L	92%		70-130	1
Barium	246.6	144.2	100.0	ug/L	102%		70-130	1
Beryllium	100.2	0.2020	100.0	ug/L	100%		70-130	1
Boron	161.3	95.06	100.0	ug/L	66%	*	70-130	10
Cadmium	98.17	0.4350	100.0	ug/L	98%		70-130	1
Chromium	132.1	32.26	100.0	ug/L	100%		70-130	1
Cobalt	106.6	8.126	100.0	ug/L	99%		70-130	1
Copper	293.1	179.2	100.0	ug/L	114%		70-130	1
Lead	133.7	36.51	100.0	ug/L	97%		70-130	1
Manganese	538.2	429.8	100.0	ug/L	108%	NM	70-130	1
Nickel	130.8	29.59	100.0	ug/L	101%		70-130	1
Selenium	102.1	ND	100.0	ug/L	102%		70-130	10
Silver	50.48	ND	50.00	ug/L	101%		70-130	1
Thallium	97.44	ND	100.0	ug/L	97%		70-130	1
Tin	43.40	ND	100.0	ug/L	43%	*	70-130	1
Vanadium	116.9	18.92	100.0	ug/L	98%		70-130	1
Zinc	463.6	359.9	100.0	ug/L	104%		70-130	1

Type: Matrix Spike Duplicate	Lab ID: QC1326708	Batch: 391329
Matrix (Source ID): Water (549930-001)	Method: EPA 200.8	Prep Method: EPA 3015A

QC1326708 Analyte	Result	Source Sample Result	Spiked	Units	Recovery	Qual	Limits	RPD	RPD Lim	DF
Antimony	68.60	1.810	100.0	ug/L	67%	*	70-130	3	20	1
Arsenic	98.69	4.239	100.0	ug/L	94%		70-130	3	20	1
Barium	253.1	144.2	100.0	ug/L	109%		70-130	3	20	1
Beryllium	97.80	0.2020	100.0	ug/L	98%		70-130	2	20	1
Boron	162.6	95.06	100.0	ug/L	68%	*	70-130	1	20	10
Cadmium	99.06	0.4350	100.0	ug/L	99%		70-130	1	20	1
Chromium	141.9	32.26	100.0	ug/L	110%		70-130	7	20	1
Cobalt	112.1	8.126	100.0	ug/L	104%		70-130	5	20	1
Copper	302.4	179.2	100.0	ug/L	123%		70-130	3	20	1
Lead	135.3	36.51	100.0	ug/L	99%		70-130	1	20	1
Manganese	586.0	429.8	100.0	ug/L	156%	NM	70-130	8	20	1
Nickel	138.8	29.59	100.0	ug/L	109%		70-130	6	20	1
Selenium	97.94	ND	100.0	ug/L	98%		70-130	4	20	10
Silver	50.66	ND	50.00	ug/L	101%		70-130	0	20	1
Thallium	93.96	ND	100.0	ug/L	94%		70-130	4	20	1
Tin	46.81	ND	100.0	ug/L	47%	*	70-130	8	20	1
Vanadium	123.8	18.92	100.0	ug/L	105%		70-130	6	20	1
Zinc	472.8	359.9	100.0	ug/L	113%		70-130	2	20	1

Batch QC

Type: Blank	Lab ID: QC1326743	Batch: 391337
Matrix: Water	Method: EPA 245.1	Prep Method: EPA 245.1

QC1326743 Analyte	Result	Qual	Units	RL	MDL	Prepared	Analyzed
Mercury	ND		ug/L	0.40	0.032	12/30/25	12/31/25

Type: Lab Control Sample	Lab ID: QC1326744	Batch: 391337
Matrix: Water	Method: EPA 245.1	Prep Method: EPA 245.1

QC1326744 Analyte	Result	Spiked	Units	Recovery	Qual	Limits
Mercury	5.227	5.000	ug/L	105%		85-115

Type: Matrix Spike	Lab ID: QC1326745	Batch: 391337
Matrix (Source ID): Water (549973-003)	Method: EPA 245.1	Prep Method: EPA 245.1

QC1326745 Analyte	Result	Source Sample Result	Spiked	Units	Recovery	Qual	Limits	DF
Mercury	962.1	ND	1000	ug/L	96%		75-125	200

Type: Matrix Spike Duplicate	Lab ID: QC1326746	Batch: 391337
Matrix (Source ID): Water (549973-003)	Method: EPA 245.1	Prep Method: EPA 245.1

QC1326746 Analyte	Result	Source Sample Result	Spiked	Units	Recovery	Qual	Limits	RPD	Lim	DF
Mercury	987.8	ND	1000	ug/L	99%		75-125	3	20	200

Type: Blank	Lab ID: QC1326605	Batch: 391299
Matrix: Water	Method: EPA 300.0	Prep Method: METHOD

QC1326605 Analyte	Result	Qual	Units	RL	MDL	Prepared	Analyzed
Fluoride	ND		mg/L	0.20	0.072	12/30/25 10:30	12/30/25 11:58
Chloride	ND		mg/L	1.0	0.27	12/30/25 10:30	12/30/25 11:58
Nitrogen, Nitrite	ND		mg/L	0.10	0.02	12/30/25 10:30	12/30/25 11:58
Bromide	ND		mg/L	0.30	0.060	12/30/25 10:30	12/30/25 11:58
Nitrogen, Nitrate	ND		mg/L	0.10	0.05	12/30/25 10:30	12/30/25 11:58
Sulfate	ND		mg/L	1.0	0.25	12/30/25 10:30	12/30/25 11:58

Type: Lab Control Sample	Lab ID: QC1326606	Batch: 391299
Matrix: Water	Method: EPA 300.0	Prep Method: METHOD

QC1326606 Analyte	Result	Spiked	Units	Recovery	Qual	Limits
Fluoride	9.769	10.00	mg/L	98%		90-110
Chloride	46.61	50.00	mg/L	93%		90-110
Nitrogen, Nitrite	4.567	4.567	mg/L	100%		90-110
Bromide	14.51	15.00	mg/L	97%		90-110
Nitrogen, Nitrate	4.390	4.518	mg/L	97%		90-110
Sulfate	24.71	25.00	mg/L	99%		90-110

Batch QC

Type: Matrix Spike	Lab ID: QC1326607	Batch: 391299
Matrix (Source ID): Water (549896-001)	Method: EPA 300.0	Prep Method: METHOD

QC1326607 Analyte	Result	Source Sample Result	Spiked	Units	Recovery	Qual	Limits	DF
Fluoride	20.59	0.4523	20.00	mg/L	101%		80-129	1
Chloride	118.2	15.25	100.0	mg/L	103%		80-123	1
Nitrogen, Nitrite	9.463	0.07136	9.134	mg/L	103%		80-122	1
Bromide	15.06	0.1033	15.00	mg/L	100%		80-121	1
Nitrogen, Nitrate	19.30	10.71	9.036	mg/L	95%	E	80-123	1
Sulfate	88.64	39.89	50.00	mg/L	97%		79-124	1

Type: Matrix Spike Duplicate	Lab ID: QC1326608	Batch: 391299
Matrix (Source ID): Water (549896-001)	Method: EPA 300.0	Prep Method: METHOD

QC1326608 Analyte	Result	Source Sample Result	Spiked	Units	Recovery	Qual	Limits	RPD	RPD Lim	DF
Fluoride	20.28	0.4523	20.00	mg/L	99%		80-129	2	21	1
Chloride	116.7	15.25	100.0	mg/L	101%		80-123	1	20	1
Nitrogen, Nitrite	9.327	0.07136	9.134	mg/L	101%		80-122	1	21	1
Bromide	14.89	0.1033	15.00	mg/L	99%		80-121	1	20	1
Nitrogen, Nitrate	19.16	10.71	9.036	mg/L	93%	E	80-123		20	1
Sulfate	88.00	39.89	50.00	mg/L	96%		79-124	1	20	1

Type: Matrix Spike	Lab ID: QC1326767	Batch: 391299
Matrix (Source ID): Water (549965-001)	Method: EPA 300.0	Prep Method: METHOD

QC1326767 Analyte	Result	Source Sample Result	Spiked	Units	Recovery	Qual	Limits	DF
Fluoride	19.35	0.2353	20.00	mg/L	96%		80-129	1
Chloride	126.5	27.97	100.0	mg/L	99%		80-123	1
Nitrogen, Nitrite	9.084	0.1324	9.134	mg/L	98%		80-122	1
Bromide	14.34	ND	15.00	mg/L	96%		80-121	1
Nitrogen, Nitrate	10.48	1.808	9.036	mg/L	96%		80-123	1
Sulfate	173.8	132.5	50.00	mg/L	83%	E	79-124	1

Type: Matrix Spike Duplicate	Lab ID: QC1326768	Batch: 391299
Matrix (Source ID): Water (549965-001)	Method: EPA 300.0	Prep Method: METHOD

QC1326768 Analyte	Result	Source Sample Result	Spiked	Units	Recovery	Qual	Limits	RPD	RPD Lim	DF
Fluoride	19.84	0.2353	20.00	mg/L	98%		80-129	3	21	1
Chloride	128.6	27.97	100.0	mg/L	101%		80-123	2	20	1
Nitrogen, Nitrite	9.302	0.1324	9.134	mg/L	100%		80-122	2	21	1
Bromide	14.66	ND	15.00	mg/L	98%		80-121	2	20	1
Nitrogen, Nitrate	10.66	1.808	9.036	mg/L	98%		80-123	2	20	1
Sulfate	174.7	132.5	50.00	mg/L	85%	E	79-124		20	1

Batch QC

Type: Blank	Lab ID: QC1326901	Batch: 391374
Matrix: Water	Method: EPA 350.1	Prep Method: METHOD

QC1326901 Analyte	Result	Qual	Units	RL	MDL	Prepared	Analyzed
Ammonia-N	ND		mg/L	0.10	0.050	12/31/25	12/31/25

Type: Lab Control Sample	Lab ID: QC1326902	Batch: 391374
Matrix: Water	Method: EPA 350.1	Prep Method: METHOD

QC1326902 Analyte	Result	Spiked	Units	Recovery	Qual	Limits
Ammonia-N	0.9807	1.000	mg/L	98%		90-110

Type: Matrix Spike	Lab ID: QC1326903	Batch: 391374
Matrix (Source ID): Water (549732-006)	Method: EPA 350.1	Prep Method: METHOD

QC1326903 Analyte	Result	Source Sample Result	Spiked	Units	Recovery	Qual	Limits	DF
Ammonia-N	0.9740	ND	1.000	mg/L	97%		90-110	1

Type: Matrix Spike Duplicate	Lab ID: QC1326904	Batch: 391374
Matrix (Source ID): Water (549732-006)	Method: EPA 350.1	Prep Method: METHOD

QC1326904 Analyte	Result	Source Sample Result	Spiked	Units	Recovery	Qual	Limits	RPD	RPD Lim	DF
Ammonia-N	0.9785	ND	1.000	mg/L	98%		90-110	0	20	1

Type: Blank	Lab ID: QC1326925	Batch: 391379
Matrix: Water	Method: EPA 420.1	Prep Method: METHOD

QC1326925 Analyte	Result	Qual	Units	RL	MDL	Prepared	Analyzed
Total Phenolics	ND		mg/L	0.010	0.0065	12/31/25	12/31/25

Type: Lab Control Sample	Lab ID: QC1326926	Batch: 391379
Matrix: Water	Method: EPA 420.1	Prep Method: METHOD

QC1326926 Analyte	Result	Spiked	Units	Recovery	Qual	Limits
Total Phenolics	0.09300	0.08000	mg/L	116%		80-120

Type: Lab Control Sample Duplicate	Lab ID: QC1326927	Batch: 391379
Matrix: Water	Method: EPA 420.1	Prep Method: METHOD

QC1326927 Analyte	Result	Spiked	Units	Recovery	Qual	Limits	RPD	RPD Lim
Total Phenolics	0.08300	0.08000	mg/L	104%		80-120	11	20

Batch QC

Type: Blank	Lab ID: QC1326760	Batch: 391341
Matrix: Water		

QC1326760 Analyte	Result	Qual	Units	RL	MDL	Prepared	Analyzed
Method: EPA 625.1							
Prep Method: EPA 3510C							
a-Terpineol	ND		ug/L	10	2.1	12/30/25	12/31/25
Benzoic acid	ND		ug/L	50	11	12/30/25	12/31/25
Phenol	ND		ug/L	10	2.1	12/30/25	12/31/25
Naphthalene	ND		ug/L	10	3.6	12/30/25	12/31/25
Cresol	ND		ug/L	10		12/30/25	12/31/25
Method: EPA 8270C							
Prep Method: EPA 3510C							
Carbazole	ND		ug/L	10	2.8	12/30/25	12/31/25
Pyridine	ND		mg/L	0.010	0.0028	12/30/25	12/31/25
N-Nitrosodimethylamine	ND		ug/L	10	2.9	12/30/25	12/31/25
Aniline	ND		ug/L	10	2.8	12/30/25	12/31/25
bis(2-Chloroethyl)ether	ND		ug/L	25	3.7	12/30/25	12/31/25
2-Chlorophenol	ND		ug/L	10	3.6	12/30/25	12/31/25
1,3-Dichlorobenzene	ND		ug/L	10	3.3	12/30/25	12/31/25
1,4-Dichlorobenzene	ND		ug/L	10	3.4	12/30/25	12/31/25
Benzyl alcohol	ND		ug/L	25	5.8	12/30/25	12/31/25
1,2-Dichlorobenzene	ND		ug/L	10	3.3	12/30/25	12/31/25
2-Methylphenol	ND		mg/L	0.010	0.0032	12/30/25	12/31/25
bis(2-Chloroisopropyl) ether	ND		ug/L	10	3.8	12/30/25	12/31/25
3-,4-Methylphenol	ND		mg/L	0.010	0.0030	12/30/25	12/31/25
N-Nitroso-di-n-propylamine	ND		ug/L	10	3.9	12/30/25	12/31/25
Hexachloroethane	ND		mg/L	0.010	0.0030	12/30/25	12/31/25
Nitrobenzene	ND		mg/L	0.025	0.0084	12/30/25	12/31/25
Isophorone	ND		ug/L	10	3.7	12/30/25	12/31/25
2-Nitrophenol	ND		ug/L	10	5.4	12/30/25	12/31/25
2,4-Dimethylphenol	ND		ug/L	10	3.2	12/30/25	12/31/25
bis(2-Chloroethoxy)methane	ND		ug/L	10	3.7	12/30/25	12/31/25
2,4-Dichlorophenol	ND		ug/L	10	3.7	12/30/25	12/31/25
1,2,4-Trichlorobenzene	ND		ug/L	10	3.4	12/30/25	12/31/25
4-Chloroaniline	ND		ug/L	10	3.1	12/30/25	12/31/25
Hexachlorobutadiene	ND		mg/L	0.010	0.0022	12/30/25	12/31/25
4-Chloro-3-methylphenol	ND		ug/L	10	3.6	12/30/25	12/31/25
2-Methylnaphthalene	ND		ug/L	10	3.4	12/30/25	12/31/25
Hexachlorocyclopentadiene	ND		ug/L	25	7.8	12/30/25	12/31/25
2,4,6-Trichlorophenol	ND		mg/L	0.010	0.0041	12/30/25	12/31/25
2,4,5-Trichlorophenol	ND		mg/L	0.010	0.0037	12/30/25	12/31/25
2-Chloronaphthalene	ND		ug/L	10	3.4	12/30/25	12/31/25
2-Nitroaniline	ND		ug/L	50	4.3	12/30/25	12/31/25
Dimethylphthalate	ND		ug/L	10	3.4	12/30/25	12/31/25
Acenaphthylene	ND		ug/L	10	3.9	12/30/25	12/31/25
2,6-Dinitrotoluene	ND		ug/L	10	4.4	12/30/25	12/31/25
3-Nitroaniline	ND		ug/L	10	4.0	12/30/25	12/31/25
Acenaphthene	ND		ug/L	10	3.2	12/30/25	12/31/25
2,4-Dinitrophenol	ND		ug/L	50	15	12/30/25	12/31/25
4-Nitrophenol	ND		ug/L	50	8.5	12/30/25	12/31/25

Batch QC

QC1326760 Analyte	Result	Qual	Units	RL	MDL	Prepared	Analyzed
Dibenzofuran	ND		ug/L	10	3.2	12/30/25	12/31/25
2,4-Dinitrotoluene	ND		mg/L	0.010	0.0043	12/30/25	12/31/25
Diethylphthalate	ND		ug/L	10	2.9	12/30/25	12/31/25
Fluorene	ND		ug/L	10	3.1	12/30/25	12/31/25
4-Chlorophenyl-phenylether	ND		ug/L	10	3.1	12/30/25	12/31/25
4-Nitroaniline	ND		ug/L	10	3.3	12/30/25	12/31/25
4,6-Dinitro-2-methylphenol	ND		ug/L	50	17	12/30/25	12/31/25
N-Nitrosodiphenylamine	ND		ug/L	10	4.0	12/30/25	12/31/25
1,2-diphenylhydrazine (as azobenzene)	ND		ug/L	10	2.9	12/30/25	12/31/25
4-Bromophenyl-phenylether	ND		ug/L	10	3.3	12/30/25	12/31/25
Hexachlorobenzene	ND		mg/L	0.010	0.0030	12/30/25	12/31/25
Pentachlorophenol	ND		mg/L	0.025	0.0057	12/30/25	12/31/25
Phenanthrene	ND		ug/L	10	2.9	12/30/25	12/31/25
Anthracene	ND		ug/L	10	2.8	12/30/25	12/31/25
Di-n-butylphthalate	ND		ug/L	10	3.0	12/30/25	12/31/25
Fluoranthene	ND		ug/L	10	2.8	12/30/25	12/31/25
Benzidine	ND		ug/L	50	19	12/30/25	12/31/25
Pyrene	ND		ug/L	10	2.7	12/30/25	12/31/25
Butylbenzylphthalate	ND		ug/L	10	3.6	12/30/25	12/31/25
3,3'-Dichlorobenzidine	ND		ug/L	25	5.2	12/30/25	12/31/25
Benzo(a)anthracene	ND		ug/L	10	2.4	12/30/25	12/31/25
Chrysene	ND		ug/L	10	2.5	12/30/25	12/31/25
bis(2-Ethylhexyl)phthalate	ND		ug/L	10	3.3	12/30/25	12/31/25
Di-n-octylphthalate	ND		ug/L	10	4.7	12/30/25	12/31/25
Benzo(b)fluoranthene	ND		ug/L	10	3.0	12/30/25	12/31/25
Benzo(k)fluoranthene	ND		ug/L	10	3.1	12/30/25	12/31/25
Benzo(a)pyrene	ND		ug/L	10	3.1	12/30/25	12/31/25
Indeno(1,2,3-cd)pyrene	ND		ug/L	10	4.2	12/30/25	12/31/25
Dibenz(a,h)anthracene	ND		ug/L	10	4.2	12/30/25	12/31/25
Benzo(g,h,i)perylene	ND		ug/L	10	4.1	12/30/25	12/31/25
Surrogates				Limits			
2-Fluorophenol	56%		%REC	15-120		12/30/25	12/31/25
Phenol-d6	32%		%REC	15-120		12/30/25	12/31/25
2,4,6-Tribromophenol	86%		%REC	15-140		12/30/25	12/31/25
Nitrobenzene-d5	84%		%REC	15-123		12/30/25	12/31/25
2-Fluorobiphenyl	78%		%REC	15-120		12/30/25	12/31/25
Terphenyl-d14	98%		%REC	15-120		12/30/25	12/31/25

Batch QC

Type: Lab Control Sample	Lab ID: QC1326761	Batch: 391341
Matrix: Water		

QC1326761 Analyte	Result	Spiked	Units	Recovery	Qual	Limits
Method: EPA 625.1						
Prep Method: EPA 3510C						
Naphthalene	64.18	75.00	ug/L	86%		23-133
Method: EPA 8270C						
Prep Method: EPA 3510C						
Pyridine	0.02919	0.07500	mg/L	39%		13-120
Phenol	27.20	75.00	ug/L	36%		14-120
2-Chlorophenol	57.46	75.00	ug/L	77%		46-120
1,4-Dichlorobenzene	58.80	75.00	ug/L	78%		42-120
2-Methylphenol	0.05608	0.07500	mg/L	75%		44-120
3-,4-Methylphenol	0.05234	0.07500	mg/L	70%		40-120
N-Nitroso-di-n-propylamine	65.91	75.00	ug/L	88%		54-121
Hexachloroethane	0.05747	0.07500	mg/L	77%		33-120
Nitrobenzene	0.06373	0.07500	mg/L	85%		51-120
2,4-Dimethylphenol	62.22	75.00	ug/L	83%		48-120
1,2,4-Trichlorobenzene	61.56	75.00	ug/L	82%		45-120
Hexachlorobutadiene	0.05134	0.07500	mg/L	68%		30-120
4-Chloro-3-methylphenol	68.32	75.00	ug/L	91%		60-121
2,4,6-Trichlorophenol	0.06820	0.07500	mg/L	91%		60-122
2,4,5-Trichlorophenol	0.06706	0.07500	mg/L	89%		62-124
Acenaphthene	61.89	75.00	ug/L	83%		56-120
4-Nitrophenol	33.07	75.00	ug/L	44%		17-120
2,4-Dinitrotoluene	0.07404	0.07500	mg/L	99%		69-127
Hexachlorobenzene	0.06922	0.07500	mg/L	92%		62-120
Pentachlorophenol	0.06520	0.07500	mg/L	87%		51-120
Pyrene	75.70	75.00	ug/L	101%		68-123
Chrysene	71.54	75.00	ug/L	95%		66-120
Benzo(b)fluoranthene	79.87	75.00	ug/L	106%		67-120
Surrogates						
2-Fluorophenol	0.02294	0.04000	mg/L	57%		15-120
Phenol-d6	0.01445	0.04000	mg/L	36%		15-120
2,4,6-Tribromophenol	0.03880	0.04000	mg/L	97%		15-140
Nitrobenzene-d5	0.03490	0.04000	mg/L	87%		15-123
2-Fluorobiphenyl	0.03370	0.04000	mg/L	84%		15-120
Terphenyl-d14	0.04313	0.04000	mg/L	108%		15-120

Batch QC

Type: Lab Control Sample Duplicate	Lab ID: QC1326762	Batch: 391341
Matrix: Water		

QC1326762 Analyte	Result	Spiked	Units	Recovery	Qual	Limits	RPD	RPD Lim
Method: EPA 625.1								
Prep Method: EPA 3510C								
Naphthalene	56.83	75.00	ug/L	76%		23-133	12	50
Method: EPA 8270C								
Prep Method: EPA 3510C								
Pyridine	0.02466	0.07500	mg/L	33%		13-120	17	62
Phenol	24.04	75.00	ug/L	32%		14-120	12	52
2-Chlorophenol	51.96	75.00	ug/L	69%		46-120	10	52
1,4-Dichlorobenzene	53.12	75.00	ug/L	71%		42-120	10	53
2-Methylphenol	0.05198	0.07500	mg/L	69%		44-120	8	51
3-,4-Methylphenol	0.04903	0.07500	mg/L	65%		40-120	7	51
N-Nitroso-di-n-propylamine	64.87	75.00	ug/L	86%		54-121	2	52
Hexachloroethane	0.05377	0.07500	mg/L	72%		33-120	7	59
Nitrobenzene	0.05797	0.07500	mg/L	77%		51-120	9	52
2,4-Dimethylphenol	60.94	75.00	ug/L	81%		48-120	2	52
1,2,4-Trichlorobenzene	56.89	75.00	ug/L	76%		45-120	8	54
Hexachlorobutadiene	0.04461	0.07500	mg/L	59%		30-120	14	58
4-Chloro-3-methylphenol	67.30	75.00	ug/L	90%		60-121	2	47
2,4,6-Trichlorophenol	0.06772	0.07500	mg/L	90%		60-122	1	49
2,4,5-Trichlorophenol	0.06697	0.07500	mg/L	89%		62-124	0	46
Acenaphthene	66.50	75.00	ug/L	89%		56-120	7	46
4-Nitrophenol	34.12	75.00	ug/L	45%		17-120	3	44
2,4-Dinitrotoluene	0.08273	0.07500	mg/L	110%		69-127	11	40
Hexachlorobenzene	0.07129	0.07500	mg/L	95%		62-120	3	41
Pentachlorophenol	0.07127	0.07500	mg/L	95%		51-120	9	42
Pyrene	79.41	75.00	ug/L	106%		68-123	5	39
Chrysene	76.89	75.00	ug/L	103%		66-120	7	38
Benzo(b)fluoranthene	85.27	75.00	ug/L	114%		67-120	7	39
Surrogates								
2-Fluorophenol	0.01955	0.04000	mg/L	49%		15-120		
Phenol-d6	0.01221	0.04000	mg/L	31%		15-120		
2,4,6-Tribromophenol	0.04327	0.04000	mg/L	108%		15-140		
Nitrobenzene-d5	0.03170	0.04000	mg/L	79%		15-123		
2-Fluorobiphenyl	0.03225	0.04000	mg/L	81%		15-120		
Terphenyl-d14	0.04438	0.04000	mg/L	111%		15-120		

Batch QC

Type: Blank	Lab ID: QC1326689	Batch: 391325
Matrix: Water		

QC1326689 Analyte	Result	Qual	Units	RL	MDL	Prepared	Analyzed
Method: EPA 8081A							
Prep Method: EPA 3510C							
alpha-BHC	ND		ug/L	0.05	0.01	12/30/25	12/30/25
beta-BHC	ND		ug/L	0.05	0.02	12/30/25	12/30/25
gamma-BHC	ND		ug/L	0.05	0.01	12/30/25	12/30/25
delta-BHC	ND		ug/L	0.05	0.009	12/30/25	12/30/25
Heptachlor	ND		ug/L	0.05	0.02	12/30/25	12/30/25
Aldrin	ND		ug/L	0.05	0.02	12/30/25	12/30/25
Heptachlor epoxide	ND		ug/L	0.05	0.01	12/30/25	12/30/25
Endosulfan I	ND		ug/L	0.05	0.02	12/30/25	12/30/25
Dieldrin	ND		ug/L	0.1	0.01	12/30/25	12/30/25
4,4'-DDE	ND		ug/L	0.1	0.01	12/30/25	12/30/25
Endrin	ND		ug/L	0.1	0.01	12/30/25	12/30/25
Endosulfan II	ND		ug/L	0.1	0.01	12/30/25	12/30/25
Endosulfan sulfate	ND		ug/L	0.1	0.02	12/30/25	12/30/25
4,4'-DDD	ND		ug/L	0.1	0.03	12/30/25	12/30/25
Endrin aldehyde	ND		ug/L	0.1	0.02	12/30/25	12/30/25
Endrin ketone	ND		ug/L	0.1	0.02	12/30/25	12/30/25
4,4'-DDT	ND		ug/L	0.1	0.07	12/30/25	12/30/25
Methoxychlor	ND		ug/L	0.1	0.07	12/30/25	12/30/25
Toxaphene	ND		ug/L	2.0	0.6	12/30/25	12/30/25
Chlordane (Technical)	ND		ug/L	1.0	0.3	12/30/25	12/30/25
Surrogates				Limits			
TCMX	63%		%REC	29-120		12/30/25	12/30/25
Decachlorobiphenyl	91%		%REC	33-132		12/30/25	12/30/25
Method: EPA 8082							
Prep Method: EPA 3510C							
Aroclor-1016	ND		ug/L	0.50	0.30	12/30/25	12/30/25
Aroclor-1221	ND		ug/L	0.50	0.47	12/30/25	12/30/25
Aroclor-1232	ND		ug/L	0.50	0.27	12/30/25	12/30/25
Aroclor-1242	ND		ug/L	0.50	0.29	12/30/25	12/30/25
Aroclor-1248	ND		ug/L	0.50	0.24	12/30/25	12/30/25
Aroclor-1254	ND		ug/L	0.50	0.27	12/30/25	12/30/25
Aroclor-1260	ND		ug/L	0.50	0.33	12/30/25	12/30/25
Aroclor-1262	ND		ug/L	0.50	0.29	12/30/25	12/30/25
Aroclor-1268	ND		ug/L	0.50	0.26	12/30/25	12/30/25
Surrogates				Limits			
Decachlorobiphenyl (PCB)	89%		%REC	28-138		12/30/25	12/30/25

Batch QC

Type: Lab Control Sample	Lab ID: QC1326690	Batch: 391325
Matrix: Water	Method: EPA 8081A	Prep Method: EPA 3510C

QC1326690 Analyte	Result	Spiked	Units	Recovery	Qual	Limits
alpha-BHC	0.4430	0.5000	ug/L	89%		66-121
beta-BHC	0.4594	0.5000	ug/L	92%		73-120
gamma-BHC	0.4757	0.5000	ug/L	95%		68-125
delta-BHC	0.4867	0.5000	ug/L	97%		68-131
Heptachlor	0.4404	0.5000	ug/L	88%		63-120
Aldrin	0.4151	0.5000	ug/L	83%		56-120
Heptachlor epoxide	0.4420	0.5000	ug/L	88%		65-120
Endosulfan I	0.4641	0.5000	ug/L	93%		68-124
Dieldrin	0.4507	0.5000	ug/L	90%		66-124
4,4'-DDE	0.4585	0.5000	ug/L	92%		67-131
Endrin	0.4665	0.5000	ug/L	93%		68-135
Endosulfan II	0.4789	0.5000	ug/L	96%		71-130
Endosulfan sulfate	0.4736	0.5000	ug/L	95%		68-128
4,4'-DDD	0.4129	0.5000	ug/L	83%	#	65-130
Endrin aldehyde	0.4383	0.5000	ug/L	88%		67-124
Endrin ketone	0.5021	0.5000	ug/L	100%		69-137
4,4'-DDT	0.4769	0.5000	ug/L	95%		65-136
Methoxychlor	0.5073	0.5000	ug/L	101%		69-150
Surrogates						
TCMX	0.3609	0.5000	ug/L	72%		29-120
Decachlorobiphenyl	0.4524	0.5000	ug/L	90%		33-132

Batch QC

Type: Lab Control Sample Duplicate	Lab ID: QC1326691	Batch: 391325
Matrix: Water	Method: EPA 8081A	Prep Method: EPA 3510C

QC1326691 Analyte	Result	Spiked	Units	Recovery	Qual	Limits	RPD	RPD Lim
alpha-BHC	0.4756	0.5000	ug/L	95%		66-121	7	20
beta-BHC	0.4782	0.5000	ug/L	96%		73-120	4	20
gamma-BHC	0.5119	0.5000	ug/L	102%		68-125	7	20
delta-BHC	0.5228	0.5000	ug/L	105%		68-131	7	20
Heptachlor	0.4665	0.5000	ug/L	93%		63-120	6	24
Aldrin	0.4384	0.5000	ug/L	88%		56-120	5	30
Heptachlor epoxide	0.4596	0.5000	ug/L	92%		65-120	4	20
Endosulfan I	0.5008	0.5000	ug/L	100%		68-124	8	20
Dieldrin	0.4708	0.5000	ug/L	94%		66-124	4	22
4,4'-DDE	0.4867	0.5000	ug/L	97%		67-131	6	21
Endrin	0.4987	0.5000	ug/L	100%		68-135	7	20
Endosulfan II	0.4946	0.5000	ug/L	99%		71-130	3	21
Endosulfan sulfate	0.4849	0.5000	ug/L	97%		68-128	2	21
4,4'-DDD	0.4329	0.5000	ug/L	87%	#	65-130	5	22
Endrin aldehyde	0.4447	0.5000	ug/L	89%		67-124	1	20
Endrin ketone	0.5167	0.5000	ug/L	103%		69-137	3	21
4,4'-DDT	0.5009	0.5000	ug/L	100%		65-136	5	23
Methoxychlor	0.5151	0.5000	ug/L	103%		69-150	2	23
Surrogates								
TCMX	0.3753	0.5000	ug/L	75%		29-120		
Decachlorobiphenyl	0.4517	0.5000	ug/L	90%		33-132		

Type: Lab Control Sample	Lab ID: QC1326692	Batch: 391325
Matrix: Water	Method: EPA 8082	Prep Method: EPA 3510C

QC1326692 Analyte	Result	Spiked	Units	Recovery	Qual	Limits
Aroclor-1016	4.303	5.000	ug/L	86%		69-120
Aroclor-1260	4.503	5.000	ug/L	90%		72-124
Surrogates						
Decachlorobiphenyl (PCB)	0.4709	0.5000	ug/L	94%		28-138

Type: Lab Control Sample Duplicate	Lab ID: QC1326693	Batch: 391325
Matrix: Water	Method: EPA 8082	Prep Method: EPA 3510C

QC1326693 Analyte	Result	Spiked	Units	Recovery	Qual	Limits	RPD	RPD Lim
Aroclor-1016	4.141	5.000	ug/L	83%		69-120	4	22
Aroclor-1260	4.387	5.000	ug/L	88%		72-124	3	25
Surrogates								
Decachlorobiphenyl (PCB)	0.4717	0.5000	ug/L	94%		28-138		

Batch QC

Type: Blank	Lab ID: QC1326694	Batch: 391325
Matrix: TCLP Leachate	Method: EPA 8081A	Prep Method: EPA 3510C

QC1326694 Analyte	Result	Qual	Units	RL	MDL	Prepared	Analyzed
alpha-BHC	ND		ug/L	0.10	0.029	12/30/25	12/30/25
beta-BHC	ND		ug/L	0.10	0.031	12/30/25	12/30/25
gamma-BHC	ND		ug/L	0.10	0.020	12/30/25	12/30/25
delta-BHC	ND		ug/L	0.10	0.017	12/30/25	12/30/25
Heptachlor	ND		ug/L	0.10	0.031	12/30/25	12/30/25
Aldrin	ND		ug/L	0.10	0.049	12/30/25	12/30/25
Heptachlor epoxide	ND		ug/L	0.10	0.030	12/30/25	12/30/25
Endosulfan I	ND		ug/L	0.10	0.031	12/30/25	12/30/25
Dieldrin	ND		ug/L	0.20	0.025	12/30/25	12/30/25
4,4'-DDE	ND		ug/L	0.20	0.028	12/30/25	12/30/25
Endrin	ND		ug/L	0.20	0.028	12/30/25	12/30/25
Endosulfan II	ND		ug/L	0.20	0.029	12/30/25	12/30/25
Endosulfan sulfate	ND		ug/L	0.20	0.038	12/30/25	12/30/25
4,4'-DDD	ND		ug/L	0.20	0.064	12/30/25	12/30/25
Endrin aldehyde	ND		ug/L	0.20	0.039	12/30/25	12/30/25
Endrin ketone	ND		ug/L	0.20	0.040	12/30/25	12/30/25
4,4'-DDT	ND		ug/L	0.20	0.14	12/30/25	12/30/25
Methoxychlor	ND		ug/L	0.20	0.14	12/30/25	12/30/25
Toxaphene	ND		ug/L	4.0	1.2	12/30/25	12/30/25
Chlordane (Technical)	ND		ug/L	2.0	0.56	12/30/25	12/30/25
Surrogates				Limits			
TCMX	64%		%REC	29-120		12/30/25	12/30/25
Decachlorobiphenyl	94%		%REC	33-132		12/30/25	12/30/25

Batch QC

Type: Lab Control Sample	Lab ID: QC1326695	Batch: 391325
Matrix: TCLP Leachate	Method: EPA 8081A	Prep Method: EPA 3510C

QC1326695 Analyte	Result	Spiked	Units	Recovery	Qual	Limits
alpha-BHC	0.9777	1.000	ug/L	98%		66-121
beta-BHC	1.015	1.000	ug/L	101%		73-120
gamma-BHC	1.048	1.000	ug/L	105%		68-125
delta-BHC	1.087	1.000	ug/L	109%		68-131
Heptachlor	0.9586	1.000	ug/L	96%		63-120
Aldrin	0.9198	1.000	ug/L	92%		56-120
Heptachlor epoxide	0.9625	1.000	ug/L	96%		65-120
Endosulfan I	1.023	1.000	ug/L	102%		68-124
Dieldrin	0.9880	1.000	ug/L	99%		66-124
4,4'-DDE	1.034	1.000	ug/L	103%		67-131
Endrin	1.120	1.000	ug/L	112%		68-135
Endosulfan II	1.046	1.000	ug/L	105%		71-130
Endosulfan sulfate	1.023	1.000	ug/L	102%		68-128
4,4'-DDD	0.9197	1.000	ug/L	92%	#	65-130
Endrin aldehyde	0.8889	1.000	ug/L	89%		67-124
Endrin ketone	1.076	1.000	ug/L	108%		69-137
4,4'-DDT	1.076	1.000	ug/L	108%		65-136
Methoxychlor	1.145	1.000	ug/L	115%		69-150
Surrogates						
TCMX	0.7272	1.000	ug/L	73%		29-120
Decachlorobiphenyl	0.9672	1.000	ug/L	97%		33-132

Batch QC

Type: Sample Spike	Lab ID: QC1326696	Batch: 391325
Matrix (Source ID): TCLP Leachate (545900-003)	Method: EPA 8081A	Prep Method: EPA 3510C

QC1326696 Analyte	Result	Source Sample Result	Spiked	Units	Recovery	Qual	Limits	DF
alpha-BHC	0.9512	ND	1.000	ug/L	95%		40-130	2
beta-BHC	1.001	ND	1.000	ug/L	100%		44-134	2
gamma-BHC	1.035	ND	1.000	ug/L	103%		41-133	2
delta-BHC	1.061	ND	1.000	ug/L	106%		42-139	2
Heptachlor	0.9342	ND	1.000	ug/L	93%		34-135	2
Aldrin	0.8866	ND	1.000	ug/L	89%		42-125	2
Heptachlor epoxide	0.9423	ND	1.000	ug/L	94%		37-139	2
Endosulfan I	0.9927	ND	1.000	ug/L	99%		45-146	2
Dieldrin	0.9631	ND	1.000	ug/L	96%		39-140	2
4,4'-DDE	0.9948	ND	1.000	ug/L	99%		34-145	2
Endrin	1.071	ND	1.000	ug/L	107%		41-147	2
Endosulfan II	1.025	ND	1.000	ug/L	103%		24-152	2
Endosulfan sulfate	1.003	ND	1.000	ug/L	100%		38-141	2
4,4'-DDD	0.8940	ND	1.000	ug/L	89%	#	31-158	2
Endrin aldehyde	0.9430	ND	1.000	ug/L	94%		36-142	2
Endrin ketone	1.061	ND	1.000	ug/L	106%		39-152	2
4,4'-DDT	1.048	ND	1.000	ug/L	105%		43-140	2
Methoxychlor	1.101	ND	1.000	ug/L	110%		29-167	2
Surrogates								
TCMX	0.7082		1.000	ug/L	71%		29-120	2
Decachlorobiphenyl	0.9791		1.000	ug/L	98%		33-132	2

Type: Lab Control Sample	Lab ID: QC1326830	Batch: 391356
Matrix: Water	Method: EPA 8260B	Prep Method: EPA 5030B

QC1326830 Analyte	Result	Spiked	Units	Recovery	Qual	Limits
1,1-Dichloroethene	51.94	50.00	ug/L	104%		69-128
MTBE	47.25	50.00	ug/L	95%		66-125
Benzene	50.54	50.00	ug/L	101%		76-121
Trichloroethene	46.08	50.00	ug/L	92%		76-124
Toluene	51.06	50.00	ug/L	102%		76-120
Chlorobenzene	46.11	50.00	ug/L	92%		78-120
Surrogates						
Dibromofluoromethane	48.93	50.00	ug/L	98%		70-130
1,2-Dichloroethane-d4	54.05	50.00	ug/L	108%		70-130
Toluene-d8	46.76	50.00	ug/L	94%		70-130
Bromofluorobenzene	46.66	50.00	ug/L	93%		70-130

Batch QC

Type: Lab Control Sample Duplicate	Lab ID: QC1326831	Batch: 391356
Matrix: Water	Method: EPA 8260B	Prep Method: EPA 5030B

QC1326831 Analyte	Result	Spiked	Units	Recovery	Qual	Limits	RPD	RPD Lim
1,1-Dichloroethene	53.45	50.00	ug/L	107%		69-128	3	23
MTBE	50.14	50.00	ug/L	100%		66-125	6	22
Benzene	53.57	50.00	ug/L	107%		76-121	6	21
Trichloroethene	46.54	50.00	ug/L	93%		76-124	1	22
Toluene	55.24	50.00	ug/L	110%		76-120	8	21
Chlorobenzene	50.03	50.00	ug/L	100%		78-120	8	20
Surrogates								
Dibromofluoromethane	50.36	50.00	ug/L	101%		70-130		
1,2-Dichloroethane-d4	55.69	50.00	ug/L	111%		70-130		
Toluene-d8	47.39	50.00	ug/L	95%		70-130		
Bromofluorobenzene	46.96	50.00	ug/L	94%		70-130		

Batch QC

Type: Blank	Lab ID: QC1326864	Batch: 391356
Matrix: Water	Method: EPA 8260B	Prep Method: EPA 5030B

QC1326864 Analyte	Result	Qual	Units	RL	MDL	Prepared	Analyzed
Carbon Disulfide	ND		ug/L	5.0	0.1	12/31/25	12/31/25
2-Chloroethylvinylether	ND		ug/L	50	1.9	12/31/25	12/31/25
Chloroprene	ND		ug/L	200	0.4	12/31/25	12/31/25
3-Chloropropene	ND		ug/L	5.0	0.3	12/31/25	12/31/25
Ethyl methacrylate	ND		ug/L	50	2.1	12/31/25	12/31/25
Ethanol	ND		ug/L	500	110	12/31/25	12/31/25
2-Hexanone	ND		ug/L	5.0	1.1	12/31/25	12/31/25
Iodomethane	ND		ug/L	10	4.4	12/31/25	12/31/25
Isopropanol (IPA)	ND		ug/L	200	52	12/31/25	12/31/25
Methyl acrylonitrile	ND		ug/L	35	3.7	12/31/25	12/31/25
Vinyl Acetate	ND		ug/L	50	15	12/31/25	12/31/25
Acrolein	ND		ug/L	200	2.7	12/31/25	12/31/25
Acrylonitrile	ND		ug/L	10	0.7	12/31/25	12/31/25
Freon 12	ND		ug/L	5.0	0.08	12/31/25	12/31/25
Chloromethane	ND		ug/L	5.0	0.09	12/31/25	12/31/25
Vinyl Chloride	ND		ug/L	5.0	0.06	12/31/25	12/31/25
Bromomethane	ND		ug/L	5.0	0.1	12/31/25	12/31/25
Chloroethane	ND		ug/L	5.0	0.1	12/31/25	12/31/25
Trichlorofluoromethane	ND		ug/L	5.0	0.05	12/31/25	12/31/25
Acetone	ND		ug/L	100	5.0	12/31/25	12/31/25
Freon 113	ND		ug/L	5.0	0.1	12/31/25	12/31/25
1,1-Dichloroethene	ND		ug/L	5.0	0.09	12/31/25	12/31/25
Methylene Chloride	ND		ug/L	5.0	0.2	12/31/25	12/31/25
MTBE	ND		ug/L	5.0	0.08	12/31/25	12/31/25
trans-1,2-Dichloroethene	ND		ug/L	5.0	0.1	12/31/25	12/31/25
1,1-Dichloroethane	ND		ug/L	5.0	0.06	12/31/25	12/31/25
2-Butanone	ND		ug/L	100	1.5	12/31/25	12/31/25
cis-1,2-Dichloroethene	ND		ug/L	5.0	0.06	12/31/25	12/31/25
2,2-Dichloropropane	ND		ug/L	5.0	0.1	12/31/25	12/31/25
Chloroform	ND		ug/L	5.0	0.08	12/31/25	12/31/25
Bromochloromethane	ND		ug/L	5.0	0.2	12/31/25	12/31/25
1,1,1-Trichloroethane	ND		ug/L	5.0	0.07	12/31/25	12/31/25
1,1-Dichloropropene	ND		ug/L	5.0	0.07	12/31/25	12/31/25
Carbon Tetrachloride	ND		ug/L	5.0	0.07	12/31/25	12/31/25
1,2-Dichloroethane	ND		ug/L	5.0	0.1	12/31/25	12/31/25
Benzene	ND		ug/L	1.0	0.03	12/31/25	12/31/25
Trichloroethene	ND		ug/L	5.0	0.05	12/31/25	12/31/25
1,2-Dichloropropane	ND		ug/L	5.0	0.1	12/31/25	12/31/25
Bromodichloromethane	ND		ug/L	5.0	0.09	12/31/25	12/31/25
Dibromomethane	ND		ug/L	5.0	0.1	12/31/25	12/31/25
4-Methyl-2-Pentanone	ND		ug/L	5.0	1.0	12/31/25	12/31/25
cis-1,3-Dichloropropene	ND		ug/L	5.0	0.06	12/31/25	12/31/25
Toluene	ND		ug/L	5.0	0.06	12/31/25	12/31/25
trans-1,3-Dichloropropene	ND		ug/L	5.0	0.08	12/31/25	12/31/25
1,1,2-Trichloroethane	ND		ug/L	5.0	0.2	12/31/25	12/31/25
1,3-Dichloropropane	ND		ug/L	5.0	0.1	12/31/25	12/31/25
Tetrachloroethene	ND		ug/L	5.0	0.1	12/31/25	12/31/25

Batch QC

QC1326864 Analyte	Result	Qual	Units	RL	MDL	Prepared	Analyzed
Dibromochloromethane	ND		ug/L	5.0	0.09	12/31/25	12/31/25
1,2-Dibromoethane	ND		ug/L	5.0	0.1	12/31/25	12/31/25
Chlorobenzene	ND		ug/L	5.0	0.09	12/31/25	12/31/25
1,1,1,2-Tetrachloroethane	ND		ug/L	5.0	0.1	12/31/25	12/31/25
Ethylbenzene	ND		ug/L	5.0	0.09	12/31/25	12/31/25
m,p-Xylenes	ND		ug/L	10	0.1	12/31/25	12/31/25
o-Xylene	ND		ug/L	5.0	0.06	12/31/25	12/31/25
Styrene	ND		ug/L	5.0	0.09	12/31/25	12/31/25
Bromoform	ND		ug/L	5.0	0.07	12/31/25	12/31/25
Isopropylbenzene	ND		ug/L	5.0	0.05	12/31/25	12/31/25
1,1,2,2-Tetrachloroethane	ND		ug/L	5.0	0.07	12/31/25	12/31/25
1,2,3-Trichloropropane	ND		ug/L	5.0	0.1	12/31/25	12/31/25
Propylbenzene	ND		ug/L	5.0	0.07	12/31/25	12/31/25
Bromobenzene	ND		ug/L	5.0	0.03	12/31/25	12/31/25
1,3,5-Trimethylbenzene	ND		ug/L	5.0	0.06	12/31/25	12/31/25
2-Chlorotoluene	ND		ug/L	5.0	0.05	12/31/25	12/31/25
4-Chlorotoluene	ND		ug/L	5.0	0.06	12/31/25	12/31/25
tert-Butylbenzene	ND		ug/L	5.0	0.03	12/31/25	12/31/25
1,2,4-Trimethylbenzene	ND		ug/L	5.0	0.03	12/31/25	12/31/25
sec-Butylbenzene	ND		ug/L	5.0	0.06	12/31/25	12/31/25
para-Isopropyl Toluene	ND		ug/L	5.0	0.07	12/31/25	12/31/25
1,3-Dichlorobenzene	ND		ug/L	5.0	0.06	12/31/25	12/31/25
1,4-Dichlorobenzene	ND		ug/L	5.0	0.09	12/31/25	12/31/25
n-Butylbenzene	ND		ug/L	5.0	0.06	12/31/25	12/31/25
1,2-Dichlorobenzene	ND		ug/L	5.0	0.09	12/31/25	12/31/25
1,2-Dibromo-3-Chloropropane	ND		ug/L	5.0	0.5	12/31/25	12/31/25
1,2,4-Trichlorobenzene	ND		ug/L	5.0	0.07	12/31/25	12/31/25
Hexachlorobutadiene	ND		ug/L	5.0	0.2	12/31/25	12/31/25
Naphthalene	ND		ug/L	5.0	0.2	12/31/25	12/31/25
1,2,3-Trichlorobenzene	ND		ug/L	5.0	0.08	12/31/25	12/31/25
cis-1,4-Dichloro-2-butene	ND		ug/L	5.0	0.4	12/31/25	12/31/25
trans-1,4-Dichloro-2-butene	ND		ug/L	5.0	0.4	12/31/25	12/31/25
Xylene (total)	ND		ug/L	5.0		12/31/25	12/31/25
Surrogates				Limits			
Dibromofluoromethane	94%		%REC	70-130		12/31/25	12/31/25
1,2-Dichloroethane-d4	99%		%REC	70-130		12/31/25	12/31/25
Toluene-d8	99%		%REC	70-130		12/31/25	12/31/25
Bromofluorobenzene	95%		%REC	70-130		12/31/25	12/31/25

Batch QC

Type: Matrix Spike	Lab ID: QC1326865	Batch: 391356
Matrix (Source ID): Water (549582-001)	Method: EPA 8260B	Prep Method: EPA 5030B

QC1326865 Analyte	Result	Source Sample Result	Spiked	Units	Recovery	Qual	Limits	DF
1,1-Dichloroethene	15.26	ND	20.00	ug/L	76%		62-131	1
MTBE	14.54	0.7283	20.00	ug/L	69%		61-124	1
Benzene	15.04	ND	20.00	ug/L	75%		70-123	1
Trichloroethene	13.74	ND	20.00	ug/L	69%		65-131	1
Toluene	14.90	ND	20.00	ug/L	74%		69-120	1
Chlorobenzene	13.96	ND	20.00	ug/L	70%	*	72-121	1
Surrogates								
Dibromofluoromethane	48.99		50.00	ug/L	98%		70-130	1
1,2-Dichloroethane-d4	52.83		50.00	ug/L	106%		70-130	1
Toluene-d8	48.59		50.00	ug/L	97%		70-130	1
Bromofluorobenzene	48.62		50.00	ug/L	97%		70-130	1

Type: Matrix Spike Duplicate	Lab ID: QC1326866	Batch: 391356
Matrix (Source ID): Water (549582-001)	Method: EPA 8260B	Prep Method: EPA 5030B

QC1326866 Analyte	Result	Source Sample Result	Spiked	Units	Recovery	Qual	Limits	RPD	RPD Lim	DF
1,1-Dichloroethene	16.18	ND	20.00	ug/L	81%		62-131	6	31	1
MTBE	18.17	0.7283	20.00	ug/L	87%		61-124	22	30	1
Benzene	17.18	ND	20.00	ug/L	86%		70-123	13	31	1
Trichloroethene	14.32	ND	20.00	ug/L	72%		65-131	4	31	1
Toluene	16.12	ND	20.00	ug/L	81%		69-120	8	29	1
Chlorobenzene	15.56	ND	20.00	ug/L	78%		72-121	11	29	1
Surrogates										
Dibromofluoromethane	51.58		50.00	ug/L	103%		70-130			1
1,2-Dichloroethane-d4	57.15		50.00	ug/L	114%		70-130			1
Toluene-d8	47.22		50.00	ug/L	94%		70-130			1
Bromofluorobenzene	49.89		50.00	ug/L	100%		70-130			1

Type: Blank	Lab ID: QC1326804	Batch: 391351
Matrix: Water	Method: EPA 8270C-SIM	Prep Method: EPA 3535

QC1326804 Analyte	Result	Qual	Units	RL	MDL	Prepared	Analyzed
1,4-Dioxane	ND		ug/L	1.0	0.84	12/30/25	12/30/25
Surrogates							
1,4-Dioxane-d8 (SUR)	101%		%REC	80-120		12/30/25	12/30/25

Batch QC

Type: Lab Control Sample	Lab ID: QC1326805	Batch: 391351
Matrix: Water	Method: EPA 8270C-SIM	Prep Method: EPA 3535

QC1326805 Analyte	Result	Spiked	Units	Recovery	Qual	Limits
1,4-Dioxane	10.84	10.00	ug/L	108%		79-120
Surrogates						
1,4-Dioxane-d8 (SUR)	9.794	10.00	ug/L	98%		80-120

Type: Lab Control Sample Duplicate	Lab ID: QC1326806	Batch: 391351
Matrix: Water	Method: EPA 8270C-SIM	Prep Method: EPA 3535

QC1326806 Analyte	Result	Spiked	Units	Recovery	Qual	Limits	RPD	Lim
1,4-Dioxane	11.67	10.00	ug/L	117%		79-120	7	20
Surrogates								
1,4-Dioxane-d8 (SUR)	10.19	10.00	ug/L	102%		80-120		

Type: Blank	Lab ID: QC1326671	Batch: 391320
Matrix: Water	Method: SM 4500-CN-E	Prep Method: METHOD

QC1326671 Analyte	Result	Qual	Units	RL	MDL	Prepared	Analyzed
Cyanide	ND		mg/L	0.0050	0.0017	12/30/25	12/31/25

Type: Lab Control Sample	Lab ID: QC1326672	Batch: 391320
Matrix: Water	Method: SM 4500-CN-E	Prep Method: METHOD

QC1326672 Analyte	Result	Spiked	Units	Recovery	Qual	Limits
Cyanide	0.1066	0.1000	mg/L	107%		85-115

Type: Matrix Spike	Lab ID: QC1326673	Batch: 391320
Matrix (Source ID): Water (549637-003)	Method: SM 4500-CN-E	Prep Method: METHOD

QC1326673 Analyte	Result	Source Sample Result	Spiked	Units	Recovery	Qual	Limits	DF
Cyanide	0.1007	ND	0.1000	mg/L	101%		80-120	0.5

Type: Matrix Spike Duplicate	Lab ID: QC1326674	Batch: 391320
Matrix (Source ID): Water (549637-003)	Method: SM 4500-CN-E	Prep Method: METHOD

QC1326674 Analyte	Result	Source Sample Result	Spiked	Units	Recovery	Qual	Limits	RPD	Lim	DF
Cyanide	0.1024	ND	0.1000	mg/L	102%		80-120	2	20	0.5

Batch QC

Type: Matrix Spike	Lab ID: QC1326709	Batch: 391320
Matrix (Source ID): Water (549849-001)	Method: SM 4500-CN-E	Prep Method: METHOD

QC1326709 Analyte	Result	Source Sample Result	Spiked	Units	Recovery	Qual	Limits	DF
Cyanide	0.0008465	ND	0.1000	mg/L	0%	ND,NM	80-120	0.5

Type: Matrix Spike Duplicate	Lab ID: QC1326710	Batch: 391320
Matrix (Source ID): Water (549849-001)	Method: SM 4500-CN-E	Prep Method: METHOD

QC1326710 Analyte	Result	Source Sample Result	Spiked	Units	Recovery	Qual	Limits	RPD	RPD Lim	DF
Cyanide	-0.0001608	ND	0.1000	mg/L	0%	ND,NM	80-120	294*	20	0.5

Type: Blank	Lab ID: QC1326851	Batch: 391360
Matrix: Water	Method: SM 4500-S2-D	Prep Method: METHOD

QC1326851 Analyte	Result	Qual	Units	RL	MDL	Prepared	Analyzed
Sulfide	ND		mg/L	0.10		12/30/25	12/30/25

Type: Lab Control Sample	Lab ID: QC1326852	Batch: 391360
Matrix: Water	Method: SM 4500-S2-D	Prep Method: METHOD

QC1326852 Analyte	Result	Spiked	Units	Recovery	Qual	Limits
Sulfide	0.9000	1.000	mg/L	90%		90-110

Type: Matrix Spike	Lab ID: QC1326853	Batch: 391360
Matrix (Source ID): Water (549841-001)	Method: SM 4500-S2-D	Prep Method: METHOD

QC1326853 Analyte	Result	Source Sample Result	Spiked	Units	Recovery	Qual	Limits	DF
Sulfide	0.9000	ND	1.000	mg/L	90%		80-120	1

Type: Matrix Spike Duplicate	Lab ID: QC1326854	Batch: 391360
Matrix (Source ID): Water (549841-001)	Method: SM 4500-S2-D	Prep Method: METHOD

QC1326854 Analyte	Result	Source Sample Result	Spiked	Units	Recovery	Qual	Limits	RPD	RPD Lim	DF
Sulfide	0.9000	ND	1.000	mg/L	90%		80-120	0	20	1

Type: Blank	Lab ID: QC1326752	Batch: 391339
Matrix: Water	Method: SM 5310B	Prep Method: SM 5310B

QC1326752 Analyte	Result	Qual	Units	RL	MDL	Prepared	Analyzed
Total Organic Carbon	ND		mg/L	1.0	0.49	12/30/25	12/30/25

Batch QC

Type: Lab Control Sample	Lab ID: QC1326753	Batch: 391339
Matrix: Water	Method: SM 5310B	Prep Method: SM 5310B

QC1326753 Analyte	Result	Spiked	Units	Recovery	Qual	Limits
Total Organic Carbon	24.50	25.00	mg/L	98%		85-115

Type: Matrix Spike	Lab ID: QC1326754	Batch: 391339
Matrix (Source ID): Water (549965-001)	Method: SM 5310B	Prep Method: SM 5310B

QC1326754 Analyte	Result	Source Sample Result	Spiked	Units	Recovery	Qual	Limits	DF
Total Organic Carbon	56.41	30.24	25.00	mg/L	105%		75-125	1

Type: Matrix Spike Duplicate	Lab ID: QC1326755	Batch: 391339
Matrix (Source ID): Water (549965-001)	Method: SM 5310B	Prep Method: SM 5310B

QC1326755 Analyte	Result	Source Sample Result	Spiked	Units	Recovery	Qual	Limits	RPD	RPD Lim	DF
Total Organic Carbon	57.50	30.24	25.00	mg/L	109%		75-125	2	25	1

Type: Sample Duplicate	Lab ID: QC1326664	Batch: 391318
Matrix (Source ID): Water (549841-001)	Method: SM2130B	

QC1326664 Analyte	Result	Source Sample Result	Units	Qual	RPD	RPD Lim	DF
Turbidity	ND	0.1300	NTU			20	1

Type: Blank	Lab ID: QC1327003	Batch: 391408
Matrix: Water	Method: SM2320B	Prep Method: METHOD

QC1327003 Analyte	Result	Qual	Units	RL	MDL	Prepared	Analyzed
Bicarbonate	ND		mg/L	2.0		12/31/25	12/31/25
Carbonate	ND		mg/L	2.0		12/31/25	12/31/25
Hydroxide	ND		mg/L	2.0		12/31/25	12/31/25
Alkalinity, Total as CaCO3	ND		mg/L	2.0		12/31/25	12/31/25

Type: Lab Control Sample	Lab ID: QC1327004	Batch: 391408
Matrix: Water	Method: SM2320B	Prep Method: METHOD

QC1327004 Analyte	Result	Spiked	Units	Recovery	Qual	Limits
Alkalinity, Total as CaCO3	936.1	1000	mg/L	94%		90-110

Batch QC

Type: Sample Duplicate	Lab ID: QC1327005	Batch: 391408
Matrix (Source ID): Drinking Water (549874-001)	Method: SM2320B	Prep Method: METHOD

QC1327005 Analyte	Result	Source Sample Result	Units	Qual	RPD	RPD Lim	DF
Bicarbonate	86.21	87.55	mg/L		2	20	1
Carbonate	ND	ND	mg/L			20	1
Hydroxide	ND	ND	mg/L			20	1
Alkalinity, Total as CaCO3	70.66	71.76	mg/L		2	20	1

Type: Sample Duplicate	Lab ID: QC1326781	Batch: 391346
Matrix (Source ID): Water (549766-001)	Method: SM2510B	Prep Method: METHOD

QC1326781 Analyte	Result	Source Sample Result	Units	Qual	RPD	RPD Lim	DF
Specific Conductance	1,740	1741	umhos/cm		0	20	1

Type: Blank	Lab ID: QC1326778	Batch: 391345
Matrix: Water	Method: SM2540C	Prep Method: METHOD

QC1326778 Analyte	Result	Qual	Units	RL	MDL	Prepared	Analyzed
Total Dissolved Solids	ND		mg/L	10		12/30/25	12/31/25

Type: Lab Control Sample	Lab ID: QC1326779	Batch: 391345
Matrix: Water	Method: SM2540C	Prep Method: METHOD

QC1326779 Analyte	Result	Spiked	Units	Recovery	Qual	Limits
Total Dissolved Solids	1,022	1000	mg/L	102%		90-110

Type: Sample Duplicate	Lab ID: QC1326780	Batch: 391345
Matrix (Source ID): Water (549766-001)	Method: SM2540C	Prep Method: METHOD

QC1326780 Analyte	Result	Source Sample Result	Units	Qual	RPD	RPD Lim	DF
Total Dissolved Solids	1,154	1154	mg/L		0	5	2

Type: Blank	Lab ID: QC1326832	Batch: 391335
Matrix: Water	Method: SM2540D	Prep Method: METHOD

QC1326832 Analyte	Result	Qual	Units	RL	MDL	Prepared	Analyzed
Total Suspended Solids	ND		mg/L	0.5		12/30/25	12/31/25

Batch QC

Type: Lab Control Sample	Lab ID: QC1326833	Batch: 391335
Matrix: Water	Method: SM2540D	Prep Method: METHOD

QC1326833 Analyte	Result	Spiked	Units	Recovery	Qual	Limits
Total Suspended Solids	103.5	100.0	mg/L	103%		90-110

Type: Lab Control Sample Duplicate	Lab ID: QC1326834	Batch: 391335
Matrix: Water	Method: SM2540D	Prep Method: METHOD

QC1326834 Analyte	Result	Spiked	Units	Recovery	Qual	Limits	RPD	Lim
Total Suspended Solids	101.0	100.0	mg/L	101%		90-110	2	5

Type: Sample Duplicate	Lab ID: QC1326835	Batch: 391335
Matrix (Source ID): Water (549709-039)	Method: SM2540D	Prep Method: METHOD

QC1326835 Analyte	Result	Source Sample Result	Units	Qual	RPD	RPD Lim	DF
Total Suspended Solids	242.1	232.2	mg/L		4	5	1

Type: Sample Duplicate	Lab ID: QC1326836	Batch: 391335
Matrix (Source ID): Water (549965-001)	Method: SM2540D	Prep Method: METHOD

QC1326836 Analyte	Result	Source Sample Result	Units	Qual	RPD	RPD Lim	DF
Total Suspended Solids	50.20	49.00	mg/L		2	5	1

Type: Blank	Lab ID: QC1326722	Batch: 391332
Matrix: Water	Method: SM5210B	Prep Method: METHOD

QC1326722 Analyte	Result	Qual	Units	RL	MDL	Prepared	Analyzed
Biochemical Oxygen Demand	ND		mg/L	3.0		12/30/25 16:05	01/04/26 12:56

Type: Lab Control Sample	Lab ID: QC1326723	Batch: 391332
Matrix: Water	Method: SM5210B	Prep Method: METHOD

QC1326723 Analyte	Result	Spiked	Units	Recovery	Qual	Limits
Biochemical Oxygen Demand	207.5	198.0	mg/L	105%		84.6-115.4

Type: Sample Duplicate	Lab ID: QC1326724	Batch: 391332
Matrix (Source ID): Water (549965-001)	Method: SM5210B	Prep Method: METHOD

QC1326724 Analyte	Result	Source Sample Result	Units	Qual	RPD	RPD Lim	DF
Biochemical Oxygen Demand	3.930	4.770	mg/L	BOD5	19	30	1

Batch QC

Type: Blank	Lab ID: QC1326675	Batch: 391311
Matrix: Water	Method: SM5220D	Prep Method: SM 5220D

QC1326675 Analyte	Result	Qual	Units	RL	MDL	Prepared	Analyzed
Chemical Oxygen Demand	ND		mg/L	4.0	2.0	12/31/25	12/31/25

Type: Lab Control Sample	Lab ID: QC1326676	Batch: 391311
Matrix: Water	Method: SM5220D	Prep Method: SM 5220D

QC1326676 Analyte	Result	Spiked	Units	Recovery	Qual	Limits
Chemical Oxygen Demand	100.0	100.0	mg/L	100%		90-110

Type: Matrix Spike	Lab ID: QC1326678	Batch: 391311
Matrix (Source ID): Water (549965-001)	Method: SM5220D	Prep Method: SM 5220D

QC1326678 Analyte	Result	Source Sample Result	Spiked	Units	Recovery	Qual	Limits	DF
Chemical Oxygen Demand	172.0	77.00	100.0	mg/L	95%		75-125	2

Type: Matrix Spike Duplicate	Lab ID: QC1326679	Batch: 391311
Matrix (Source ID): Water (549965-001)	Method: SM5220D	Prep Method: SM 5220D

QC1326679 Analyte	Result	Source Sample Result	Spiked	Units	Recovery	Qual	Limits	RPD	RPD Lim	DF
Chemical Oxygen Demand	174.0	77.00	100.0	mg/L	97%		75-125	1	20	2

- # CCV drift outside limits; average CCV drift within limits per method requirements
- * Value is outside QC limits
- BOD5 Estimated result, under-depleted, highest volume replicate reported
- E Response exceeds instrument's linear range
- J Estimated value
- ND Not Detected
- NM Not Meaningful

Laboratory Job Number 549965

Subcontracted Products

Pace Laboratories



Date of Report: 01/07/2026

David Tripp

Enthalpy Laboratories-Orange
931 West Barkley Avenue
Orange, CA 92868

Client Project: EO-549965
Pace Project: Chiquita Canyon Landfill Stormwater
Pace Work Order: 2522192
Invoice ID: B529538

Enclosed are the results of analyses for samples received by the laboratory on 12/31/2025. If you have any questions concerning this report, please feel free to contact me.

Revised Report: This report supersedes Report ID 1001646569
Reason: Corrected project name

Sincerely,

Contact Person: Ragen Williams
Client Service Rep

Steven Bennett
Operations Manager

Certifications: CA ELAP #1186; NV #CA00014; OR ELAP #4032-001; AK UST101

The results in this report apply to the samples analyzed in accordance with the chain of custody document. This analytical report must be reproduced in its entirety.
All results listed in this report are for the exclusive use of the submitting party. Pace Analytical assumes no responsibility for report alteration, separation, detachment or third party interpretation.

Table of Contents

Sample Information

Chain of Custody and Cooler Receipt form.....	3
Laboratory / Client Sample Cross Reference.....	5

Sample Results

2522192-01 - EAST BASIN

Organo-Phosphorus Pesticide Analysis (EPA Method 8141A).....	6
--	---

Quality Control Reports

Organo-Phosphorus Pesticide Analysis (EPA Method 8141A)

Method Blank Analysis.....	7
Laboratory Control Sample.....	8

Notes

Notes and Definitions.....	9
----------------------------	---



931 West Barkley Ave
Orange, CA 92868
(714) 771-6900



2522192

Subcontract Laboratory:

Pace Laboratories
4100 Atlas Court
Bakersfield, CA 93308
ATTN: Ragen Schallock
PO #: Required, to be sent via email

2522192

RUSH

Enthalpy Order: EO-549965

PM: David Tripp
Email: david.tripp@enthalpy.com
CC: incomingreports@enthalpy.com
Phone: 657-581-4710

Results Due: RUSH 5wd TAT

Report Level: II



Report To: MDL

EDDs: ELM_TransferOut (Standard Excel Transfer EDD, 3 tabs)

Notes:

Chiquita Canyon Landfill Stormwater. 5wd RUSH please.

Sample ID	Collected	Lab ID	# Cont.	Matrix	Analysis Requested	Comment
EAST BASIN	30-DEC-2025 11:45	549965-001	1	Water	Organophosphorus Pesticides	

Notes:	Relinquished By:	Received By:
		
	Date: 12-30-25 16:13	Date: 12-31-25 10:30
	Date:	Date:
	Date:	Date:

PACE ANALYTICAL		COOLER RECEIPT FORM		Page <u>1</u> Of <u>1</u>							
Submission #: <u>2522192</u>											
SHIPPING INFORMATION Fed Ex <input checked="" type="checkbox"/> UPS <input type="checkbox"/> GSO / GLS <input type="checkbox"/> Hand Delivery <input type="checkbox"/> Pace Lab Field Service <input type="checkbox"/> Other <input type="checkbox"/> (Specify) _____		SHIPPING CONTAINER Ice Chest <input checked="" type="checkbox"/> None <input type="checkbox"/> Box <input type="checkbox"/> Other <input type="checkbox"/> (Specify) _____		FREE LIQUID YES <input type="checkbox"/> NO <input checked="" type="checkbox"/> <u>W/S</u>							
Refrigerant: Ice <input checked="" type="checkbox"/> Blue Ice <input type="checkbox"/> None <input type="checkbox"/> Other <input type="checkbox"/> Comments: _____											
Custody Seals Ice Chest <input type="checkbox"/> Containers <input type="checkbox"/> None <input checked="" type="checkbox"/> Comments: _____ Intact? Yes <input type="checkbox"/> No <input type="checkbox"/> Intact? Yes <input type="checkbox"/> No <input type="checkbox"/>											
All samples received? Yes <input checked="" type="checkbox"/> No <input type="checkbox"/> All samples containers intact? Yes <input checked="" type="checkbox"/> No <input type="checkbox"/> Description(s) match COC? Yes <input checked="" type="checkbox"/> No <input type="checkbox"/>											
COC Received <input checked="" type="checkbox"/> YES <input type="checkbox"/> NO		Emissivity: <u>0.97</u> Container: <u>NA</u> Thermometer ID: <u>366</u> Temperature: (A) <u>3.5</u> °C / (C) <u>3.6</u> °C		Date/Time <u>12-31-29/050</u> Analyst Init <u>mac</u>							
SAMPLE CONTAINERS		SAMPLE NUMBERS									
		1	2	3	4	5	6	7	8	9	10
QT PE UNPRES											
4oz / 8oz / 16oz PE UNPRES											
2oz Cr ⁶											
QT INORGANIC CHEMICAL METALS											
INORGANIC CHEMICAL METALS 4oz / 8oz / 16oz											
PT CYANIDE											
PT NITROGEN FORMS											
PT TOTAL SULFIDE											
2oz. NITRATE / NITRITE											
PT TOTAL ORGANIC CARBON											
PT CHEMICAL OXYGEN DEMAND											
PIA PHENOLICS											
40ml VOA VIAL TRAVEL BLANK											
40ml VOA VIAL											
QT EPA 1664B	<u>A</u>										
PT ODOR											
RADIOLOGICAL											
BACTERIOLOGICAL											
40 ml VOA VIAL- 504											
QT EPA 508/608.3/8081A											
QT EPA 515.1/8151A											
QT EPA 525.2											
QT EPA 525.2 TRAVEL BLANK											
40ml EPA 547											
40ml EPA 531.1											
8oz EPA 548.1											
QT EPA 549.2											
QT EPA 8015M											
QT EPA 8270C											
8oz / 16oz / 32oz AMBER											
8oz / 16oz / 32oz JAR											
SOIL SLEEVE											
PCB VIAL											
PLASTIC BAG											
TEDLAR BAG											
FERROUS IRON											
ENCORE											
SMART KIT											
SUMMA CANISTER											

CHK BY CLZ DISTRIBUTION SVOE
 SUB OUT

Comments: _____
 Sample Numbering Completed By: mac Date/Time: 12-31-29 11:36
 A = Actual / C = Corrected

Enthalpy Laboratories-Orange
931 West Barkley Avenue
Orange, CA 92868

Reported: 01/07/2026 23:09
Project: Chiquita Canyon Landfill Stormwater
Project Number: EO-549965
Project Manager: David Tripp

Laboratory / Client Sample Cross Reference

Laboratory	Client Sample Information		
2522192-01	COC Number:	---	Receive Date: 12/31/2025 10:50
	Project Number:	---	Sampling Date: 12/30/2025 11:45
	Sampling Location:	---	Sample Depth: ---
	Sampling Point:	EAST BASIN	Lab Matrix: Water
	Sampled By:	client	Sample Type: Water

The results in this report apply to the samples analyzed in accordance with the chain of custody document. This analytical report must be reproduced in its entirety.
All results listed in this report are for the exclusive use of the submitting party. Pace Analytical assumes no responsibility for report alteration, separation, detachment or third party interpretation.

Enthalpy Laboratories-Orange
931 West Barkley Avenue
Orange, CA 92868

Reported: 01/07/2026 23:09
Project: Chiquita Canyon Landfill Stormwater
Project Number: EO-549965
Project Manager: David Tripp

Organo-Phosphorus Pesticide Analysis (EPA Method 8141A)

Pace Sample ID: 2522192-01	Client Sample Name: EAST BASIN, 12/30/2025 11:45:00AM, client
-----------------------------------	--

Constituent	Result	Units	PQL	MDL	Method	MB Bias	Lab Quals	DCN
Azinphos methyl	ND	ug/L	0.50	0.12	EPA-8141A	ND		1
Bolstar	ND	ug/L	0.20	0.050	EPA-8141A	ND		1
Chlorpyrifos	ND	ug/L	0.20	0.050	EPA-8141A	ND		1
Coumaphos	ND	ug/L	0.50	0.11	EPA-8141A	ND		1
Demeton O/S	ND	ug/L	0.20	0.056	EPA-8141A	ND		1
Diazinon	ND	ug/L	0.20	0.050	EPA-8141A	ND		1
Dichlorvos	ND	ug/L	0.20	0.050	EPA-8141A	ND		1
Disulfoton	ND	ug/L	0.20	0.050	EPA-8141A	ND		1
Ethoprop	ND	ug/L	0.20	0.052	EPA-8141A	ND		1
Fensulfothion	ND	ug/L	0.20	0.051	EPA-8141A	ND		1
Fenthion	ND	ug/L	0.20	0.050	EPA-8141A	ND		1
Merphos	ND	ug/L	0.20	0.050	EPA-8141A	ND		1
Methyl parathion	ND	ug/L	0.20	0.050	EPA-8141A	ND		1
Mevinphos	ND	ug/L	0.20	0.050	EPA-8141A	ND		1
Naled	ND	ug/L	0.50	0.17	EPA-8141A	ND		1
Phorate	ND	ug/L	0.20	0.066	EPA-8141A	ND		1
Ronnel (Fenclorvos)	ND	ug/L	0.20	0.050	EPA-8141A	ND		1
Stirophos (Tetrachlorvinphos)	ND	ug/L	0.20	0.082	EPA-8141A	ND		1
Tokuthion (Prothiofos)	ND	ug/L	0.20	0.050	EPA-8141A	ND		1
Trichloronate	ND	ug/L	0.20	0.050	EPA-8141A	ND		1
Triphenylphosphate (Surrogate)	109	%	50 - 130 (LCL - UCL)		EPA-8141A			1

DCN	Method	Prep Date	Run		Analyst	Instrument	Dilution	QC	
			Date/Time					Batch ID	Prep Method
1	EPA-8141A	01/05/26 17:40	01/06/26	20:54	IJC	GC-18	1.002	B225029	EPA 3510C

DCN = Data Continuation Number

Enthalpy Laboratories-Orange
931 West Barkley Avenue
Orange, CA 92868

Reported: 01/07/2026 23:09
Project: Chiquita Canyon Landfill Stormwater
Project Number: EO-549965
Project Manager: David Tripp

Organo-Phosphorus Pesticide Analysis (EPA Method 8141A)

Quality Control Report - Method Blank Analysis

Constituent	QC Sample ID	MB Result	Units	PQL	MDL	Lab Quals	Run #
QC Batch ID: B225029							
Azinphos methyl	B225029-BLK1	ND	ug/L	0.50	0.12		1
Bolstar	B225029-BLK1	ND	ug/L	0.20	0.050		1
Chlorpyrifos	B225029-BLK1	ND	ug/L	0.20	0.050		1
Coumaphos	B225029-BLK1	ND	ug/L	0.50	0.11		1
Demeton O/S	B225029-BLK1	ND	ug/L	0.20	0.056		1
Diazinon	B225029-BLK1	ND	ug/L	0.20	0.050		1
Dichlorvos	B225029-BLK1	ND	ug/L	0.20	0.050		1
Disulfoton	B225029-BLK1	ND	ug/L	0.20	0.050		1
Ethoprop	B225029-BLK1	ND	ug/L	0.20	0.052		1
Fensulfothion	B225029-BLK1	ND	ug/L	0.20	0.051		1
Fenthion	B225029-BLK1	ND	ug/L	0.20	0.050		1
Merphos	B225029-BLK1	ND	ug/L	0.20	0.050		1
Methyl parathion	B225029-BLK1	ND	ug/L	0.20	0.050		1
Mevinphos	B225029-BLK1	ND	ug/L	0.20	0.050		1
Naled	B225029-BLK1	ND	ug/L	0.50	0.17		1
Phorate	B225029-BLK1	ND	ug/L	0.20	0.066		1
Ronnel (Fenchlorphos)	B225029-BLK1	ND	ug/L	0.20	0.050		1
Stirophos (Tetrachlorvinphos)	B225029-BLK1	ND	ug/L	0.20	0.082		1
Tokuthion (Prothiofos)	B225029-BLK1	ND	ug/L	0.20	0.050		1
Trichloronate	B225029-BLK1	ND	ug/L	0.20	0.050		1
Triphenylphosphate (Surrogate)	B225029-BLK1	78.2	%	50 - 130 (LCL - UCL)			1

Run #	QC Sample ID	QC Type	Method	Prep Date	Run	Analyst	Instrument	Dilution
					Date Time			
1	B225029-BLK1	PB	EPA-8141A	01/05/26	01/06/26 17:26	IJC	GC-18	1

The results in this report apply to the samples analyzed in accordance with the chain of custody document. This analytical report must be reproduced in its entirety.
All results listed in this report are for the exclusive use of the submitting party. Pace Analytical assumes no responsibility for report alteration, separation, detachment or third party interpretation.

Enthalpy Laboratories-Orange
931 West Barkley Avenue
Orange, CA 92868

Reported: 01/07/2026 23:09
Project: Chiquita Canyon Landfill Stormwater
Project Number: EO-549965
Project Manager: David Tripp

Organo-Phosphorus Pesticide Analysis (EPA Method 8141A)

Quality Control Report - Laboratory Control Sample

Constituent	QC Sample ID	Type	Result	Spike Level	Units	Percent Recovery	RPD	Control Limits		Lab	Run #
								Percent Recovery	RPD		
QC Batch ID: B225029											
Bolstar	B225029-BS1	LCS	1.6950	2.0000	ug/L	84.8		50 - 130			1
	B225029-BSD1	LCSD	1.7100	2.0000	ug/L	85.5	0.9	50 - 130	30		2
Chlorpyrifos	B225029-BS1	LCS	1.9700	2.0000	ug/L	98.5		60 - 120			1
	B225029-BSD1	LCSD	1.9650	2.0000	ug/L	98.2	0.3	60 - 120	30		2
Diazinon	B225029-BS1	LCS	1.8600	2.0000	ug/L	93.0		60 - 130			1
	B225029-BSD1	LCSD	1.8750	2.0000	ug/L	93.8	0.8	60 - 130	30		2
Methyl parathion	B225029-BS1	LCS	1.9700	2.0000	ug/L	98.5		60 - 120			1
	B225029-BSD1	LCSD	2.0050	2.0000	ug/L	100	1.8	60 - 120	30		2
Mevinphos	B225029-BS1	LCS	1.4550	2.0000	ug/L	72.8		50 - 120			1
	B225029-BSD1	LCSD	1.5100	2.0000	ug/L	75.5	3.7	50 - 120	30		2
Ronnel (Fenclorphos)	B225029-BS1	LCS	1.9100	2.0000	ug/L	95.5		50 - 120			1
	B225029-BSD1	LCSD	2.0050	2.0000	ug/L	100	4.9	50 - 120	30		2
Stirophos (Tetrachlorvinphos)	B225029-BS1	LCS	1.9850	2.0000	ug/L	99.2		50 - 120			1
	B225029-BSD1	LCSD	1.8700	2.0000	ug/L	93.5	6.0	50 - 120	30		2
Triphenylphosphate (Surrogate)	B225029-BS1	LCS	2.4100	2.5000	ug/L	96.4		50 - 130			1
	B225029-BSD1	LCSD	2.4200	2.5000	ug/L	96.8	0.4	50 - 130			2

Run #	QC Sample ID	QC Type	Method	Prep Date	Run		Analyst	Instrument	Dilution
					Date	Time			
1	B225029-BS1	LCS	EPA-8141A	01/05/26	01/06/26	17:56	IJC	GC-18	1
2	B225029-BSD1	LCSD	EPA-8141A	01/05/26	01/06/26	18:25	IJC	GC-18	1

The results in this report apply to the samples analyzed in accordance with the chain of custody document. This analytical report must be reproduced in its entirety.
All results listed in this report are for the exclusive use of the submitting party. Pace Analytical assumes no responsibility for report alteration, separation, detachment or third party interpretation.



Enthalpy Laboratories-Orange
931 West Barkley Avenue
Orange, CA 92868

Reported: 01/07/2026 23:09
Project: Chiquita Canyon Landfill Stormwater
Project Number: EO-549965
Project Manager: David Tripp

Notes And Definitions

- MDL Method Detection Limit
- ND Analyte Not Detected
- PQL Practical Quantitation Limit

The results in this report apply to the samples analyzed in accordance with the chain of custody document. This analytical report must be reproduced in its entirety.
All results listed in this report are for the exclusive use of the submitting party. Pace Analytical assumes no responsibility for report alteration, separation, detachment or third party interpretation.

Laboratory Job Number 549965

Subcontracted Products

McCampbell Analytical, Inc.



McC Campbell Analytical, Inc.

"When Quality Counts"

Analytical Report

WorkOrder: 2512K12

Report Created for: Enthalpy Analytical

931 West Barkley Avenue
Orange, CA 92868

Project Contact: David Tripp

Project P.O.: 079649

Project: EO-549965

Project Location:

Project Received: 12/31/2025

Analytical Report reviewed & approved for release on 01/07/2026 by:

Ana Venegas
Project Manager

The report shall not be reproduced except in full, without the written approval of the laboratory. The analytical results relate only to the items tested. Results reported conform to the most current regulatory standards, where applicable, unless otherwise stated.





Glossary of Terms & Qualifier Definitions

Client: Enthalpy Analytical

WorkOrder: 2512K12

Project: EO-549965

Glossary Abbreviation

%D	Serial Dilution Percent Difference
95% Interval	95% Confident Interval
CCV	Continuing Calibration Verification.
CCV REC (%)	% recovery of Continuing Calibration Verification.
CPT	Consumer Product Testing not NELAP Accredited
DF	Dilution Factor
DI WET	(DISTLC) Waste Extraction Test using DI water
DISS	Dissolved (direct analysis of 0.45 µm filtered and acidified water sample)
DLT	Dilution Test (Serial Dilution)
DUP	Duplicate
EDL	Estimated Detection Limit
ERS	External reference sample. Second source calibration verification.
ITEF	International Toxicity Equivalence Factor
LCS	Laboratory Control Sample
LCS2	Second LCS for the batch. Spike level is lower than that for the first LCS; applicable to method 1633.
LQL	Lowest Quantitation Level
MB	Method Blank
MB IS/SS % Rec	% Recovery of Internal Standard or Surrogate in Method Blank, if applicable
MB SS % Rec	% Recovery of Surrogate in Method Blank, if applicable
MDL	Method Detection Limit ¹
ML	Minimum Level of Quantitation
MS	Matrix Spike
MSD	Matrix Spike Duplicate
NA	Not Applicable
ND	Not detected at or above the indicated MDL or RL.
NR	Data Not Reported due to matrix interference or insufficient sample amount.
PDS	Post Digestion Spike
PF	Prep Factor
RD	Relative Difference
RL	Reporting Limit ²
RPD	Relative Percent Difference
RRT	Relative Retention Time
RSD	Relative Standard Deviation
SNR	Surrogate is diluted out of the calibration range

¹ MDL is the minimum measured concentration of a substance that can be reported with 99% confidence that the measured concentration is distinguishable from method blank results. Definition and Procedure for the Determination of the Method Detection Limit, Revision 2, 40CFR, Part 136, Appendix B, EPA 821-R-16-006, December 2016. Values are based upon our default extraction volume/amount and are subject to change.

² RL is the lowest level that can be reliably determined within specified limits of precision and accuracy during routine laboratory operating conditions. (The RL cannot be lower than the lowest calibration standard used in the initial calibration of the instrument and must be greater than the MDL.) Values are based upon our default extraction volume/amount and are subject to change.



Glossary of Terms & Qualifier Definitions

Client: Enthalpy Analytical

WorkOrder: 2512K12

Project: EO-549965

SPK Val	Spike Value
SPKRef Val	Spike Reference Value
SPLP	Synthetic Precipitation Leachate Procedure
ST	Sorbent Tube
TCLP	Toxicity Characteristic Leachate Procedure
TEQ	Toxicity Equivalents
TNTC	"Too Numerous to Count;" greater than 250 colonies observed on the plate.
TPH-Diesel	Sample results for semi-volatile TPH (diesel, kerosene, oil, etc) were calculated using a background subtraction procedure to correct for instrument baseline rise (column bleed) as described in Sec 7.7.2.2 of EPA 8015 B, C.
TZA	TimeZone Net Adjustment for sample collected outside of MAI's Coordinated Universal Time (UTC). (Adjustment for Daylight Saving is not accounted.)
WET (STLC)	Waste Extraction Test (Soluble Threshold Limit Concentration)

Analytical Qualifiers

a3 Sample diluted due to high organic content interfering with quantitative/or qualitative analysis.



Analytical Report

Client: Enthelpy Analytical
Date Received: 12/31/2025 10:05
Date Prepared: 01/05/2026
Project: EO-549965

WorkOrder: 2512K12
Extraction Method: E8151A
Analytical Method: E8151A
Unit: µg/L

Chlorinated Herbicides by GC-ECD

Client ID	Lab ID	Matrix	Date Collected	Instrument FileID	Batch ID
EAST BASIN	2512K12-001A	Water	12/30/2025 11:45	GC15A 01052625.D	333054

Analytes	Result	MDL	RL	DF	Date Analyzed
Acifluorfen	ND	5.3	10	10	01/05/2026 23:21
Bentazon	ND	3.2	10	10	01/05/2026 23:21
Chloramben	ND	6.4	10	10	01/05/2026 23:21
2,4-D (Dichlorophenoxyacetic acid)	ND	0.79	2.0	10	01/05/2026 23:21
2,4-DB	ND	4.2	10	10	01/05/2026 23:21
Dalapon	ND	7.7	10	10	01/05/2026 23:21
D CPA (mono & diacid)	ND	5.0	10	10	01/05/2026 23:21
Dicamba	ND	0.74	2.0	10	01/05/2026 23:21
3,5-Dichlorobenzoic Acid	ND	2.4	10	10	01/05/2026 23:21
Dichloroprop	ND	3.5	10	10	01/05/2026 23:21
Dinoseb (DNBP)	ND	3.0	10	10	01/05/2026 23:21
MCPA	ND	13	20	10	01/05/2026 23:21
MCPP	ND	12	20	10	01/05/2026 23:21
4-Nitrophenol	ND	7.7	10	10	01/05/2026 23:21
Pentachlorophenol (PCP)	ND	0.55	2.0	10	01/05/2026 23:21
Picloram	ND	3.8	10	10	01/05/2026 23:21
2,4,5-T (Trichlorophenoxy acetic acid)	ND	1.0	2.0	10	01/05/2026 23:21
2,4,5-TP (Silvex)	ND	1.6	5.0	10	01/05/2026 23:21

Surrogates	REC (%)	Limits	DF	Date Analyzed
DCAA	108	60-140	10	01/05/2026 23:21

Analyst(s): DP

Analytical Comments: a3



Analytical Report

Client: Enthalpy Analytical
Date Received: 12/31/2025 10:05
Date Prepared: 01/06/2026
Project: EO-549965

WorkOrder: 2512K12
Extraction Method: RSK175
Analytical Method: RSK175
Unit: µg/L

Dissolved Carbon Dioxide by RSK 175

Client ID	Lab ID	Matrix	Date Collected	Instrument FileID	Batch ID
EAST BASIN	2512K12-001B	Water	12/30/2025 11:45	GC26 0106261104.D	333187

Analytes	Result	MDL	RL	DF	Date Analyzed
Carbon Dioxide	4000	250	250	5	01/06/2026 14:17

Analyst(s): CLO



Quality Control Report

Client: Enthelpy Analytical
Date Prepared: 01/05/2026
Date Analyzed: 01/05/2026
Instrument: GC15A
Matrix: Water
Project: EO-549965

WorkOrder: 2512K12
BatchID: 333054
Extraction Method: E8151A
Analytical Method: E8151A
Unit: µg/L
Sample ID: MB/LCS/LCSD-333054

QC Summary Report for E8151A

Analyte	MB Result	MDL	RL	SPK Val	MB IS/SS %REC	MB IS/SS Limits
Acifluorfen	ND	0.53	1.0	-	-	-
Bentazon	ND	0.32	1.0	-	-	-
Chloramben	ND	0.64	1.0	-	-	-
2,4-D (Dichlorophenoxyacetic acid)	ND	0.079	0.20	-	-	-
2,4-DB	ND	0.42	1.0	-	-	-
Dalapon	ND	0.77	1.0	-	-	-
DCPA (mono & diacid)	ND	0.50	1.0	-	-	-
Dicamba	ND	0.074	0.20	-	-	-
3,5-Dichlorobenzoic Acid	ND	0.24	1.0	-	-	-
Dichloroprop	ND	0.35	1.0	-	-	-
Dinoseb (DNBP)	ND	0.30	1.0	-	-	-
MCPA	ND	1.3	2.0	-	-	-
MCPP	ND	1.2	2.0	-	-	-
4-Nitrophenol	ND	0.77	1.0	-	-	-
Pentachlorophenol (PCP)	ND	0.055	0.20	-	-	-
Picloram	ND	0.38	1.0	-	-	-
2,4,5-T (Trichlorophenoxy acetic acid)	ND	0.10	0.20	-	-	-
2,4,5-TP (Silvex)	ND	0.16	0.50	-	-	-
Surrogate Recovery						
DCAA	9.3			10	93	70-130



Quality Control Report

Client: Enthalpy Analytical
Date Prepared: 01/05/2026
Date Analyzed: 01/05/2026
Instrument: GC15A
Matrix: Water
Project: EO-549965

WorkOrder: 2512K12
BatchID: 333054
Extraction Method: E8151A
Analytical Method: E8151A
Unit: µg/L
Sample ID: MB/LCS/LCSD-333054

QC Summary Report for E8151A

Analyte	LCS Result	LCSD Result	SPK Val	LCS %REC	LCSD %REC	LCS/LCSD Limits	RPD	RPD Limit
Acifluorfen	8.8	8.8	10	88	88	70-130	0.465	30
Bentazon	12	12	10	118	122	70-130	3.11	30
Chloramben	10	10	10	101	103	70-130	1.84	30
2,4-D (Dichlorophenoxyacetic acid)	11	11	10	108	111	70-130	2.64	30
2,4-DB	11	11	10	114	114	70-130	0.562	30
Dalapon	10	11	10	104	111	70-130	6.49	30
DCPA (mono & diacid)	9.6	9.2	10	96	92	70-130	4.75	30
Dicamba	9.2	9.6	10	92	96	70-130	4.07	30
3,5-Dichlorobenzoic Acid	9.2	9.7	10	92	97	70-130	5.27	30
Dichloroprop	11	12	10	112	116	70-130	2.72	30
Dinoseb (DNBP)	10	10	10	101	102	70-130	1.20	30
MCPA	95	99	100	95	99	70-130	4.20	30
MCPP	91	98	100	91	98	70-130	6.49	30
4-Nitrophenol	9.3	9.7	10	93	97	70-130	3.98	30
Pentachlorophenol (PCP)	9.8	10	10	98	100	70-130	2.47	30
Picloram	9.4	9.3	10	94	93	70-130	1.97	30
2,4,5-T (Trichlorophenoxy acetic acid)	9.9	10	10	99	100	70-130	1.43	30
2,4,5-TP (Silvex)	9.9	10	10	99	102	70-130	2.98	30
Surrogate Recovery								
DCAA	9.8	10	10	98	103	70-130	4.57	30



Quality Control Report

Client: Enthalpy Analytical
Date Prepared: 01/06/2026
Date Analyzed: 01/06/2026
Instrument: GC26
Matrix: Water
Project: EO-549965

WorkOrder: 2512K12
BatchID: 333187
Extraction Method: RSK175
Analytical Method: RSK175
Unit: µg/L
Sample ID: MB/LCS/LCSD-333187

QC Summary Report for RSK175

Analyte	MB Result	MDL	RL			
Carbon Dioxide	ND	50	50	-	-	-

Analyte	LCS Result	LCSD Result	SPK Val	LCS %REC	LCSD %REC	LCS/LCSD Limits	RPD	RPD Limit
Carbon Dioxide	140	150	187.2	75	81	70-130	7.42	30



Certified Analyte List

Client: Enthalpy Analytical

WorkOrder: 2512K12

Project: EO-549965

Analyte	Cert 1	Cert 2	Cert 3	Cert 4	Cert 5	Analytical Method	Matrix
2,4,5-T (Trichlorophenoxy acetic acid)	●	●	○	○	○	E8151A	Water
2,4,5-TP (Silvex)	●	●	○	○	○	E8151A	Water
2,4-D (Dichlorophenoxyacetic acid)	●	●	○	○	○	E8151A	Water
2,4-DB	●	●	○	○	○	E8151A	Water
3,5-Dichlorobenzoic Acid	○	●	○	○	○	E8151A	Water
4-Nitrophenol	●	●	○	○	○	E8151A	Water
Acifluorfen	○	●	○	○	○	E8151A	Water
Bentazon	○	●	○	○	○	E8151A	Water
Chloramben	○	●	○	○	○	E8151A	Water
Dalapon	●	●	○	○	○	E8151A	Water
DCPA (mono & diacid)	○	●	○	○	○	E8151A	Water
Dicamba	●	●	○	○	○	E8151A	Water
Dichloroprop	●	●	○	○	○	E8151A	Water
Dinoseb (DNBP)	●	●	○	○	○	E8151A	Water
MCPA	●	●	○	○	○	E8151A	Water
MCPP	●	●	○	○	○	E8151A	Water
Pentachlorophenol (PCP)	●	●	○	○	○	E8151A	Water
Picloram	○	●	○	○	○	E8151A	Water

Certifications

Cert 1 CA ELAP 1644
 Cert 2 ORELAP (NELAP) 4033

The Certified Analyte Report lists the compounds for which MAI is accredited at the time of issuance. Although MAI holds multiple accreditations, methods with extensive compound lists may not be fully accredited due to state agency availability.



1534 Willow Pass Rd
Pittsburg, CA 94565-1701
(925) 252-9262

WaterTrax CLIP EDF

CHAIN-OF-CUSTODY RECORD

WorkOrder: 2512K12 **ClientCode: ENO** **QuoteID: 252619**
 EQulS Dry-Weight Email HardCopy ThirdParty J-flag
 Detection Summary Excel [A1_Standard_QC]

Report to:

David Tripp
Enthalpy Analytical
931 West Barkley Avenue
Orange, CA 92868
714-771-9908 FAX:

Email: david.tripp@enthalpy.com
cc/3rd Party: incomingreports@enthalpy.com;
PO: 079649
Project: EO-549965

Bill to:

Accounts Payable/Enthalpy SoCal
Montrose Environmental Group
PO Box 842165
Boston, MA 02284-2165
003EL_ap@montrose-env.com

Requested TAT:

5 days;

Date Received: **12/31/2025**
Date Logged: **12/31/2025**

Lab ID	ClientSampID	Matrix	Collection Date	Hold	Requested Tests (See legend below)												
					1	2	3	4	5	6	7	8	9	10	11	12	
2512K12-001	EAST BASIN	Water	12/30/2025 11:45	<input type="checkbox"/>	A	A	B										

Test Legend:

1	8151_W	2	PRDisposal Fee	3	RSK175_CO2_W	4	
5		6		7		8	
9		10		11		12	

Prepared by: Agustina Venegas

Comments:

NOTE: Soil samples are discarded 60 days after receipt unless other arrangements are made (Water samples are 30 days).
Hazardous samples will be returned to client or disposed of at client expense.



WORK ORDER SUMMARY

Client Name: ENTHALPY ANALYTICAL

Project: EO-549965

Work Order: 2512K12

Client Contact: David Tripp

QC Level: LEVEL 2

Contact's Email: david.tripp@enthalpy.com

Comments:

Date Logged: 12/31/2025

WaterTrax CLIP EDF Excel EQUIS Email HardCopy ThirdParty J-flag

LabID	ClientSampID	Matrix	Test Name	Cont./Comp.	Bottle & Preservative	U**	Head Space	Dry-Weight	Collection Date & Time	TAT	Test Due Date	Sediment Content	Hold	Sub Out
001A	EAST BASIN	Water	E8151A (Chlorinated Herbicides)	1	1LA Narrow Mouth, Unpres	<input type="checkbox"/>	<input type="checkbox"/>	<input type="checkbox"/>	12/30/2025 11:45	5 days	1/8/2026	Present	<input type="checkbox"/>	<input type="checkbox"/>
001B	EAST BASIN	Water	RSK175 (CO2)	2	VOA, Unpres	<input type="checkbox"/>	<input type="checkbox"/>	<input type="checkbox"/>	12/30/2025 11:45	5 days	1/8/2026	Present	<input type="checkbox"/>	<input type="checkbox"/>

NOTES: * STLC and TCLP extractions require 2 days to complete; therefore, all TATs begin after the extraction is completed (i.e., One-day TAT yields results in 3 days from sample submission).

- ISM prep requires 5 to 10 days to complete; therefore, all TATs begin after the extraction is completed (i.e., One-day TAT yields results in 6 to 11 days from sample submission). Due date listed on WO summary will not accurately reflect the time needed for sample preparation.

- Organic extracts are held for 40 days before disposal; Inorganic extract are held for 30 days.

- MAI assumes that all material present in the provided sampling container is considered part of the sample - MAI does not exclude any material from the sample prior to sample preparation unless requested in writing by the client.

U** = An unpreserved container was received for a method that suggests a preservation in order to extend hold time for analysis.



ENTHALPY ANALYTICAL

931 West Barkley Ave
Orange, CA 92868
(714) 771-6900

2512412

Subcontract Laboratory:

McCampbell Analytical, Inc.
1534 Willow Pass Rd.
Pittsburg, CA 94565
ATTN: Quote ID: 252619
PO #: PO-079649

Enthalpy Order: EO-549965

PM: David Tripp
Email: david.tripp@enthalpy.com
CC: incomingreports@enthalpy.com
Phone: 657-581-4710

Results Due: RUSH 5wd TAT
Report Level: II
Report To: MDL
EDDs: Standard Excel
EDD

Notes:

Chiquita Canyon Landfill Stormwater. 5wd RUSH please.

Sample ID	Collected	Lab ID	# Cont.	Matrix	Analysis Requested	Comment
EAST BASIN	30-DEC-2025 11:45	549965-001	1	Water	EPA 8151A Chlorinated Herbicides	
			2	Water	RSK-175 CO2	

Notes:	Relinquished By:	Received By:
	Date: 12-30-25 16:41	Date: 12/31/25 1005A
	Date:	Date:
	Date:	Date:

0.7CINET
1P39

GSD:563914119



Sample Receipt Checklist

Client Name: Enthalpy Analytical
 Project: EO-549965

Date and Time Received: 12/31/2025 10:05
 Date Logged: 12/31/2025
 Received by: Agustina Venegas
 Logged by: Agustina Venegas

WorkOrder No: 2512K12 Matrix: Water
 Carrier: Golden State Overnight

Chain of Custody (COC) Information

Chain of custody present?	Yes <input checked="" type="checkbox"/>	No <input type="checkbox"/>	
Chain of custody signed when relinquished and received?	Yes <input checked="" type="checkbox"/>	No <input type="checkbox"/>	
Chain of custody agrees with sample labels?	Yes <input checked="" type="checkbox"/>	No <input type="checkbox"/>	
Sample IDs noted by Client on COC?	Yes <input checked="" type="checkbox"/>	No <input type="checkbox"/>	
Date and Time of collection noted by Client on COC?	Yes <input checked="" type="checkbox"/>	No <input type="checkbox"/>	
Sampler's name noted on COC?	Yes <input type="checkbox"/>	No <input checked="" type="checkbox"/>	
COC agrees with Quote?	Yes <input checked="" type="checkbox"/>	No <input type="checkbox"/>	NA <input type="checkbox"/>
COC quote NOT expired?	Yes <input checked="" type="checkbox"/>	No <input type="checkbox"/>	NA <input type="checkbox"/>

Sample Receipt Information

Custody seals intact on shipping container/cooler?	Yes <input type="checkbox"/>	No <input type="checkbox"/>	NA <input checked="" type="checkbox"/>
Custody seals intact on sample bottles?	Yes <input type="checkbox"/>	No <input type="checkbox"/>	NA <input checked="" type="checkbox"/>
Shipping container/cooler in good condition?	Yes <input checked="" type="checkbox"/>	No <input type="checkbox"/>	
Samples in proper containers/bottles?	Yes <input checked="" type="checkbox"/>	No <input type="checkbox"/>	
Sample containers intact?	Yes <input checked="" type="checkbox"/>	No <input type="checkbox"/>	
Sufficient sample volume for indicated test?	Yes <input checked="" type="checkbox"/>	No <input type="checkbox"/>	

Sample Preservation and Hold Time (HT) Information

All samples received within holding time?	Yes <input checked="" type="checkbox"/>	No <input type="checkbox"/>	NA <input type="checkbox"/>
Samples Received on Ice?	Yes <input checked="" type="checkbox"/>	No <input type="checkbox"/>	

(Ice Type: WET ICE)

Sample/Temp Blank temperature		Temp: 0.7°C	NA <input type="checkbox"/>
ZHS conditional analyses: VOA meets zero headspace requirement (VOCs, TPHg/BTEX, RSK)?	Yes <input checked="" type="checkbox"/>	No <input type="checkbox"/>	NA <input type="checkbox"/>
Sample labels checked for correct preservation?	Yes <input checked="" type="checkbox"/>	No <input type="checkbox"/>	
pH acceptable upon receipt (Metal: <2)?	Yes <input type="checkbox"/>	No <input type="checkbox"/>	NA <input checked="" type="checkbox"/>

UCMR Samples:

pH tested and acceptable upon receipt (200.7: ≤2; 533: 6 - 8; 537.1: 6 - 8)?	Yes <input type="checkbox"/>	No <input type="checkbox"/>	NA <input checked="" type="checkbox"/>
Free Chlorine tested and acceptable upon receipt (<0.1mg/L) [not applicable to 200.7]?	Yes <input type="checkbox"/>	No <input type="checkbox"/>	NA <input checked="" type="checkbox"/>

Comments:

Laboratory Job Number 549965

Subcontracted Products

Enthalpy - El Dorado Hills



January 08, 2026

**Enthalpy Analytical - El Dorado Hills
Work Order No. 2512252**

Mr. David Tripp
Enthalpy Analytical
931 W. Barkley Avenue
Orange, CA 92868

Dear Mr. Tripp,

Enclosed are the results for the sample set received at Enthalpy Analytical - EDH on December 31, 2025 under your Project Name 'EO-549965'.

Enthalpy Analytical - EDH is committed to serving you effectively. If you require additional information, please contact me at 916-673-1520 or by email at mark.rein@enthalpy.com.

Thank you for choosing Enthalpy Analytical - EDH as part of your analytical support team.

Sincerely,

A handwritten signature in black ink, appearing to read 'Mark Rein', is displayed within a light grey rectangular box.

Mark Rein
Project Manager

Enthalpy Analytical -EDH certifies that the report herein meets all the requirements set forth by NELAP for those applicable test methods. Results relate only to the samples as received by the laboratory. This report should not be reproduced except in full without the written approval of Enthalpy Analytical -EDH.

Enthalpy Analytical - EDH Work Order No. 2512252

Case Narrative

Sample Condition on Receipt:

One water sample was received and stored securely in accordance with Enthalpy Analytical - EDH standard operating procedures and EPA methodology. The sample was received in good condition and within the method temperature requirements.

Analytical Notes:

EPA Method 8290A

The sample was extracted and analyzed for 2,3,7,8-TCDD by EPA Method 8290A using a ZB-DIOXIN GC column.

Holding Times

The method holding time criteria was met for this sample.

Quality Control

The Initial Calibration and Continuing Calibration Verifications met the method acceptance criteria.

A Method Blank and Ongoing Precision and Recovery (OPR) sample were extracted and analyzed with the preparation batch. No analytes were detected above the sample quantitation limits in the Method Blank. The OPR recoveries were within the method acceptance criteria.

Labeled standard recoveries for all QC and field samples were within method acceptance criteria.

Table of Contents

Case Narrative.....	1
Table of Contents.....	3
Sample Inventory.....	4
Analytical Results.....	5
Qualifiers.....	9
Certifications.....	10
Sample Receipt.....	11

Sample Inventory Report

Sample ID	Client Sample ID	Sampled	Received	Components/Containers
2512252-01	EAST BASIN	30-Dec-25 11:45	31-Dec-25 11:03	Amber Glass NM Bottle, 1L

ANALYTICAL RESULTS

Sample ID: Method Blank
EPA Method 8290A

Client Data		Laboratory Data					
Name:	Enthalpy Analytical	Lab Sample:	B26A008-BLK1	Date Extracted:	05-Jan-26		
Project:	EO-549965	QC Batch:	B26A008	Sample Size:	1.00 L	Column:	ZB-DIOXIN
Matrix:	Aqueous						

Analyte	Conc. (pg/L)	MDL	RL	Qualifiers	Analyzed	Dilution
2,3,7,8-TCDD	ND	1.78	5.00		06-Jan-26 11:10	1
Labeled Standards	Type	% Recovery	Limits	Qualifiers	Analyzed	Dilution
13C-2,3,7,8-TCDD	IS	92.5	40 - 135		06-Jan-26 11:10	1
37Cl-2,3,7,8-TCDD	CRS	94.5	40 - 135		06-Jan-26 11:10	1

MDL - Method Detection Limit

RL - Reporting limit

Results reported to MDL.

Sample ID: OPR
EPA Method 8290A

Client Data		Laboratory Data			
Name:	Enthalpy Analytical	Lab Sample:	B26A008-BS1		
Project:	EO-549965	QC Batch:	B26A008	Date Extracted:	05-Jan-26 08:02
Matrix:	Aqueous	Sample Size:	1.00 L	Column:	ZB-DIOXIN

Analyte	Amt Found (pg/L)	Spike Amt	% Recovery	Limits	Qualifiers	Analyzed	Dilution
2,3,7,8-TCDD	169	200	84.3	70 - 130		06-Jan-26 08:57	1
Labeled Standards	Type		% Recovery	Limits	Qualifiers	Analyzed	Dilution
13C-2,3,7,8-TCDD	IS		95.3	40 - 135		06-Jan-26 08:57	1
37Cl-2,3,7,8-TCDD	CRS		92.7	40 - 135		06-Jan-26 08:57	1

Sample ID: EAST BASIN
EPA Method 8290A

Client Data		Laboratory Data			
Name:	Enthalpy Analytical	Lab Sample:	2512252-01	Date Received:	31-Dec-25 11:03
Project:	EO-549965	QC Batch:	B26A008	Date Extracted:	05-Jan-26
Matrix:	Water	Sample Size:	0.974 L	Column:	ZB-DIOXIN
Date Collected:	30-Dec-25 11:45				

Analyte	Conc. (pg/L)	MDL	RL	Qualifiers	Analyzed	Dilution
2,3,7,8-TCDD	ND	1.83	5.13		06-Jan-26 12:40	1
Labeled Standards	Type	% Recovery	Limits	Qualifiers	Analyzed	Dilution
13C-2,3,7,8-TCDD	IS	90.8	40 - 135		06-Jan-26 12:40	1
37Cl-2,3,7,8-TCDD	CRS	96.6	40 - 135		06-Jan-26 12:40	1

MDL - Method Detection Limit

RL - Reporting limit

Results reported to MDL.

DATA QUALIFIERS & ABBREVIATIONS

B	Compound was also detected in the method blank
Conc.	Concentration
CRS	Cleanup Recovery Standard
D	Dilution
DL	Detection Limit
E	Concentration exceeded the calibration range
EDL	Estimated Detection Limit
EMPC	Estimated Maximum Possible Concentration
H	Recovery and/or RPD was outside laboratory acceptance limits
I	Chemical Interference
IS	Internal Standard
J	Estimated Concentration below the Reporting Limit/LOQ
LOD	Limit of Detection
LOQ	Limit of Quantitation
MDL	Method Detection Limit
NA	Not Applicable
ND	Not Detected
OPR	Ongoing Precision and Recovery sample
P	Concentration may include contribution from chlorinated diphenyl ether(s).
Q	Ion transition ratio is outside of the acceptance criteria.
RL	Reporting Limit (MRL)
TEQ	Toxic Equivalency, sum of the toxic equivalency factors (TEF) multiplied by the sample concentrations.
TEQMax	TEQ calculated using the detection limit as the concentration for non-detects
TEQMin	TEQ calculated using zero as the concentration for non-detects
TEQRisk	TEQ calculated using $\frac{1}{2}$ the detection limit as the concentration for non-detects
U	Not Detected (specific projects only)
*	See Cover Letter

Unless otherwise noted, solid sample results are reported in dry weight. Tissue samples are reported in wet weight.

Enthalpy Analytical - EDH Certifications

Accrediting Authority	Certificate Number
Alaska Department of Environmental Conservation	17-013
Arkansas Department of Environmental Quality	21-023-0
California Department of Health – ELAP	2892
DoD ELAP - A2LA Accredited - ISO/IEC 17025	3091.01
Florida Department of Health	E87777
Hawaii Department of Health	N/A
Louisiana Department of Environmental Quality	01977
Maine Department of Health	2020018
Michigan Department of Environmental Quality	9932
Minnesota Department of Health	2211390
Nevada Division of Environmental Protection	CA00413
New Hampshire Environmental Accreditation Program	207721
New Jersey Department of Environmental Protection	CA003
New York Department of Health	11411
Ohio Environmental Protection Agency	87778
Oregon Laboratory Accreditation Program	4042-021
Texas Commission on Environmental Quality	T104704189-22-13
Vermont Department of Health	VT-4042
Virginia Department of General Services	11276
Washington Department of Ecology	C584
Wisconsin Department of Natural Resources	998036160

Current certificates and lists of licensed parameters can be found at Enthalpy.com/Resources/Accreditations.

Subcontract Laboratory:

 Enthalpy - El Dorado Hills
 1104 Windfield Way
 El Dorado Hills, CA 95762
 ATTN: Mark Rein
 PO #: Required, to be sent via email

Enthalpy Order: EO-549965

 PM: David Tripp
 Email: david.tripp@enthalpy.com
 CC: incomingreports@enthalpy.com
 Phone: 657-581-4710

Results Due: RUSH 5wd TAT

Report Level: II

Report To: MDL

EDDs: BLDR:Enthalpy (the normal EDD you send to Orange)

2512252
3.8°C

Notes:

5wd RUSH please - per prior agreement. Stormwater Special - leachate spill, but expected to be "clean" except for some particulates (normal for this site).

Sample ID	Collected	Lab ID	# Cont.	Matrix	Analysis Requested	Comment
EAST BASIN	30-DEC-2025 11:45	549965-001	1	Water	EPA 8290 - 2,3,7,8-TCDD Only	

Notes:	Relinquished By:	Received By:
	<i>[Signature]</i>	<i>Kelia Wadsworth</i>
	Date: <i>12-30-25 16:41</i>	Date: <i>12/31/25 1103</i>
	Date:	Date:
	Date:	Date:

CoC/Label Reconciliation Report WO# 2512252

LabNumber	CoC Sample ID	SampleAlias	Sample Date/Time	Container	BaseMatrix	Sample Comments
2512252-01	A EAST BASIN	549965-001	30-Dec-25 11:45	Amber Glass NM Bottle, 1L	Aqueous	

Checkmarks indicate that information on the COC reconciled with the sample label.
Any discrepancies are noted in the following columns.

CONDITION	Yes	No	NA
Sample Container Intact?	✓		
Sample Container(s) Custody Seals Intact?			✓
Custody Seals On Cooler Intact?			✓
Adequate Sample Volume?	✓		
Container Type Appropriate for Analysis(es)?	✓		

Comments:

A) No back up volume

Preservation Documented: Na2S2O3 Trizma NH4CH3CO2 None Other

Verified by/Date: KYA 12/31/25
WWS 12/31/25