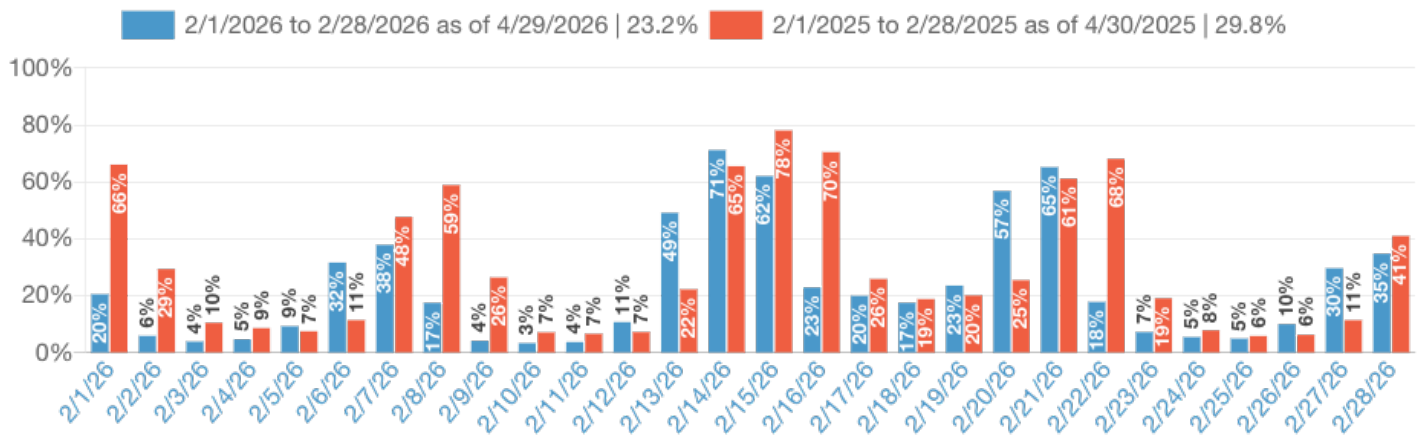


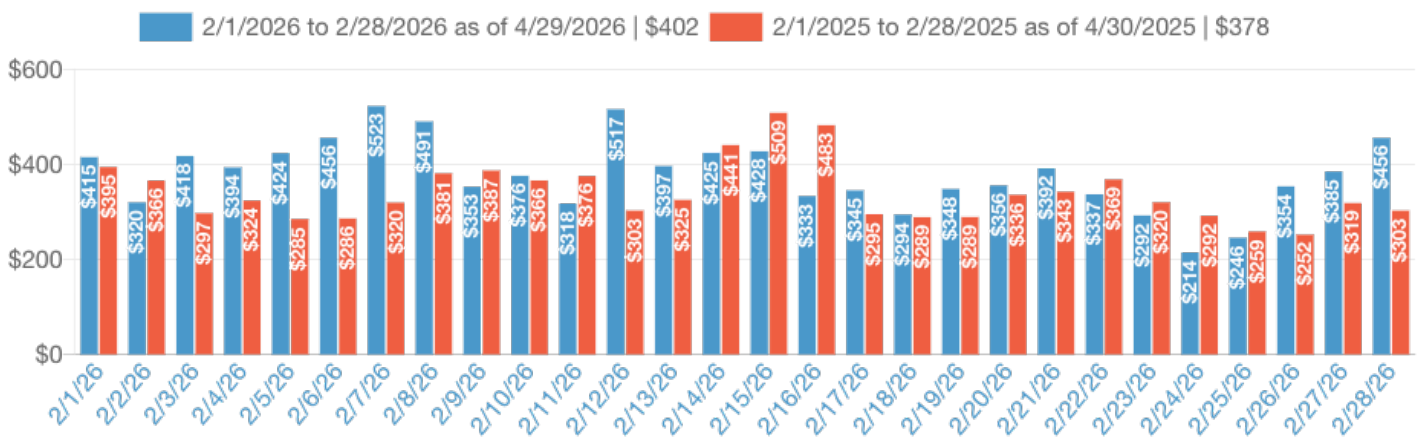
Data Source: VR (Direct)

| KPI                 | Value  | Compared | Difference |
|---------------------|--------|----------|------------|
| Paid Occupancy %    | 23.2%  | 29.8%    | -22%       |
| ADR                 | \$402  | \$378    | 6%         |
| RevPAR              | \$93   | \$112    | -17%       |
| Avg. Booking Window | 35     | 31       | 14%        |
| Avg. Length of Stay | 2.4    | 2.4      | -1%        |
| Nights Available    | 17,762 | 20,186   | -12%       |
| Avg. Stay Value     | \$964  | \$919    | 5%         |
| Owner Occupancy %   | 8.6%   | 7.5%     | 14%        |

### Paid Occupancy %

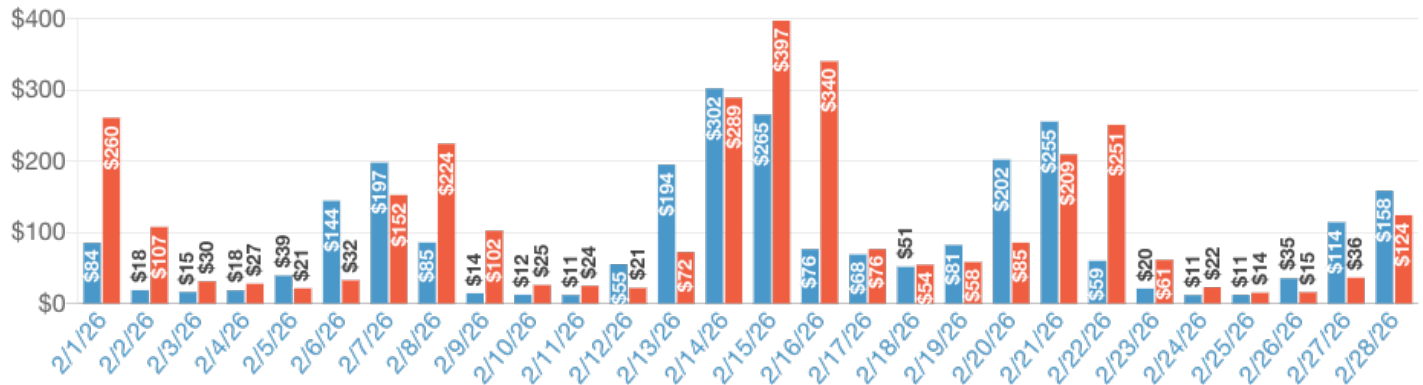


### ADR



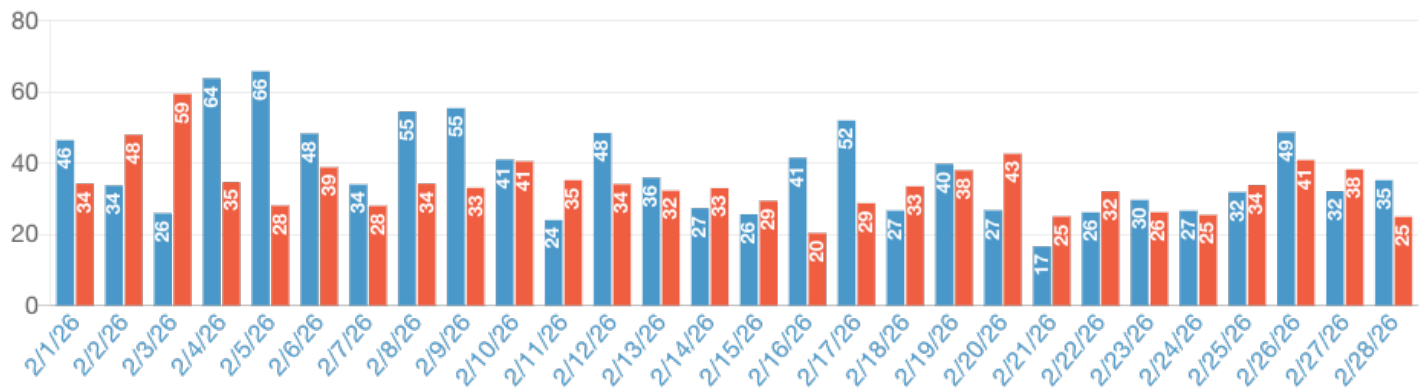
## RevPAR

2/1/2026 to 2/28/2026 as of 4/29/2026 | \$93 2/1/2025 to 2/28/2025 as of 4/30/2025 | \$112



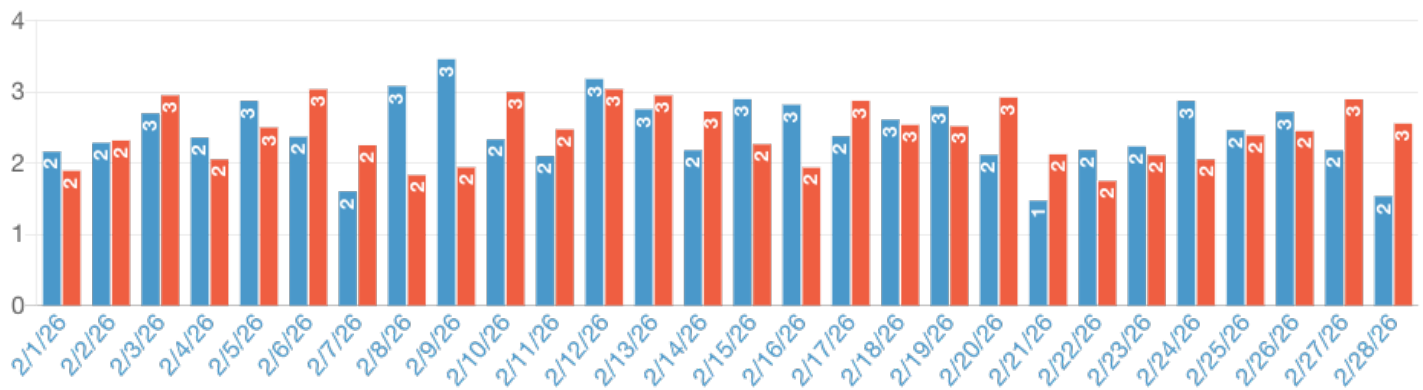
## Avg. Booking Window

2/1/2026 to 2/28/2026 as of 4/29/2026 | 35 2/1/2025 to 2/28/2025 as of 4/30/2025 | 31



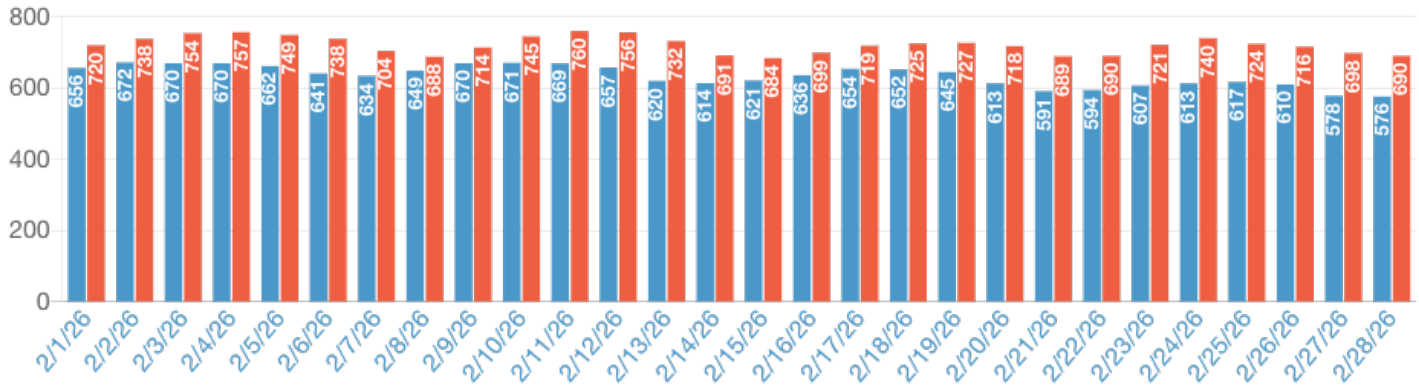
## Avg. Length of Stay

2/1/2026 to 2/28/2026 as of 4/29/2026 | 2.4 2/1/2025 to 2/28/2025 as of 4/30/2025 | 2.4



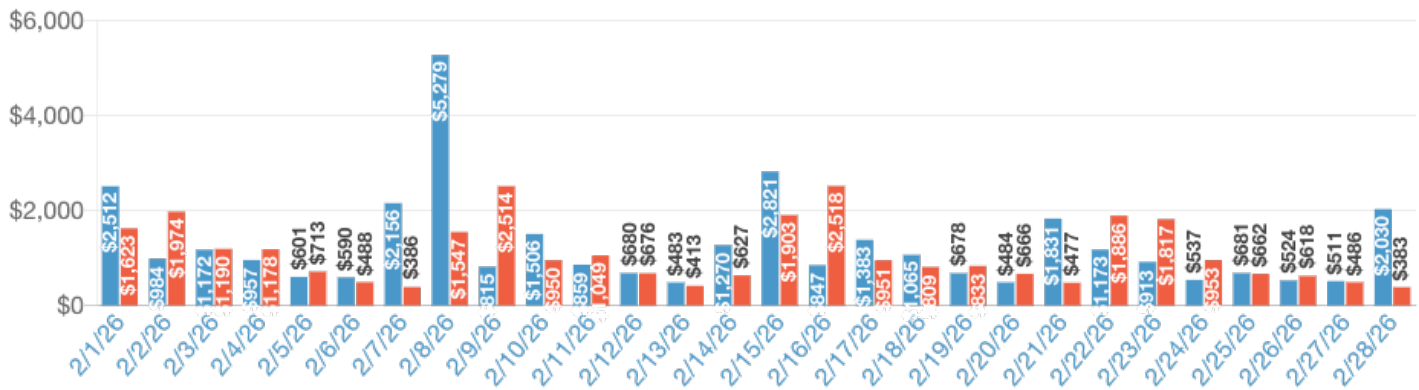
## Nights Available

2/1/2026 to 2/28/2026 as of 4/29/2026 | 17,762 2/1/2025 to 2/28/2025 as of 4/30/2025 | 20,186



## Avg. Stay Value

2/1/2026 to 2/28/2026 as of 4/29/2026 | \$964 2/1/2025 to 2/28/2025 as of 4/30/2025 | \$919



## Owner Occupancy %

2/1/2026 to 2/28/2026 as of 4/29/2026 | 8.6% 2/1/2025 to 2/28/2025 as of 4/30/2025 | 7.5%

