



FACT SHEET

2018 CITY OF AURORA

PLANNING & DEVELOPMENT SERVICES | DATA SERVICES
15151 E. Alameda Parkway, Aurora, CO 80012

Source: U.S. Census Bureau, Census 2010 SF 1. Esri forecasts for 2018 and 2023
Esri-converted Census 2000 data into 2010 geography.

Other sources noted as below:

* American Community Survey 2012-2016 5-Year Estimates

** Planning & Development Services, Public Works, Parks Recreation & Open Space

*** State of Colorado, Department of Labor and Employment June 2018

Prepared August 2018

CITY GOVERNMENT**

Council City Manager form of government
11 Elected Council Members

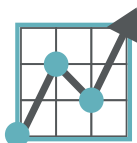


- 1 • Mayor
- 6 • Council Ward Reps
- 4 • At-Large Members

Municipal Parks • 97
Municipal Golf Courses • 5
Public Libraries • 6

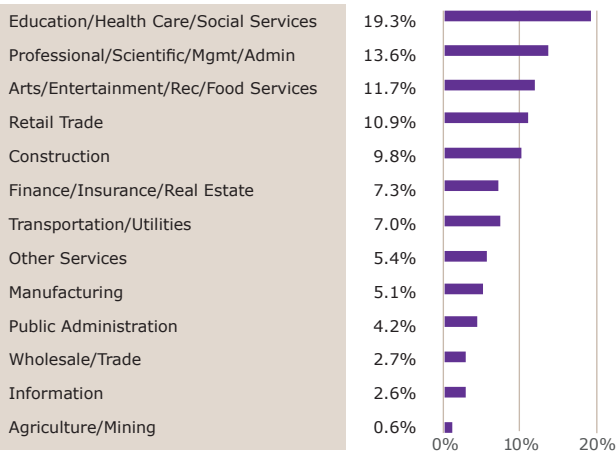


ECONOMY



- Employed Persons Living in Aurora age 16+ **193,307**
- People Working in Aurora (Not including sole proprietorship, 2018) **109,298*****
- Census Unemployment Rate 16+ years old **8.7%***
- CDLE Aurora Unemployment Rate **3.2%*****

INDUSTRY BREAKDOWN BY %



OCCUPATION BREAKDOWN BY %

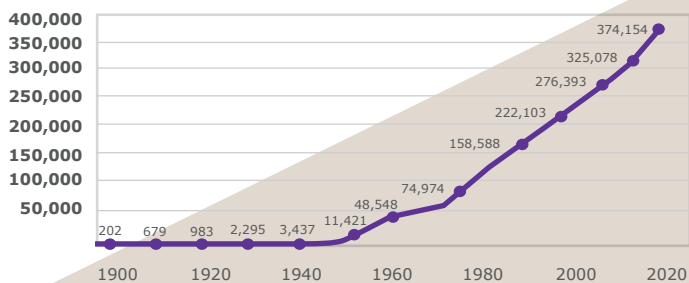


PHYSICAL FEATURES**



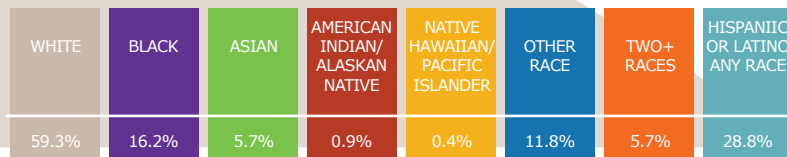
CITY AREA • 159.52 square miles (2nd Largest in CO)
OFFICIAL CITY ELEVATION • 5,435 feet
HIGHEST ELEVATION • 6,229 feet
 1/4 mi. north of Inspiration Drive & Antelope Trail
LOWEST ELEVATION • 5,285 feet
 Sand Creek Waste Water Reclamation Facility
LATITUDE • 39° 41' 45" N (39.695833°),
LONGITUDE • 104° 48' 29" W (-104.808056°)

POPULATION



Population • 374,154** | 54th largest city in U.S. | Median age • 34.5

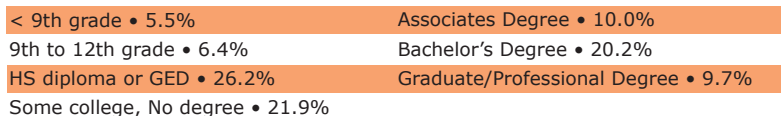
RACE AND ETHNICITY BREAKDOWN



Foreign Born 19.6%*

EDUCATIONAL ATTAINMENT

25+ years or older



HOUSING AND INCOME

Average Household Size • 2.65

Number of Dwelling Units • 142,326

Housing Tenure Owner • 55.8% Renter • 39.7% Vacant • 4.5%

Type of Housing Single Family Detached Dwellings • 51.9%*
 Single Family Attached & Duplex Dwellings • 11.8%*
 Multi-Family Dwellings • 34.4%*
 Mobile Homes/Group Homes • 1.8%*

Median Home Value \$236,568
Median Monthly Gross Rent \$1,024*
Median Household Income \$57,905*
Median Per Capita Income \$28,179
Poverty Status 15.3%*



TRANSPORTATION TO WORK

