

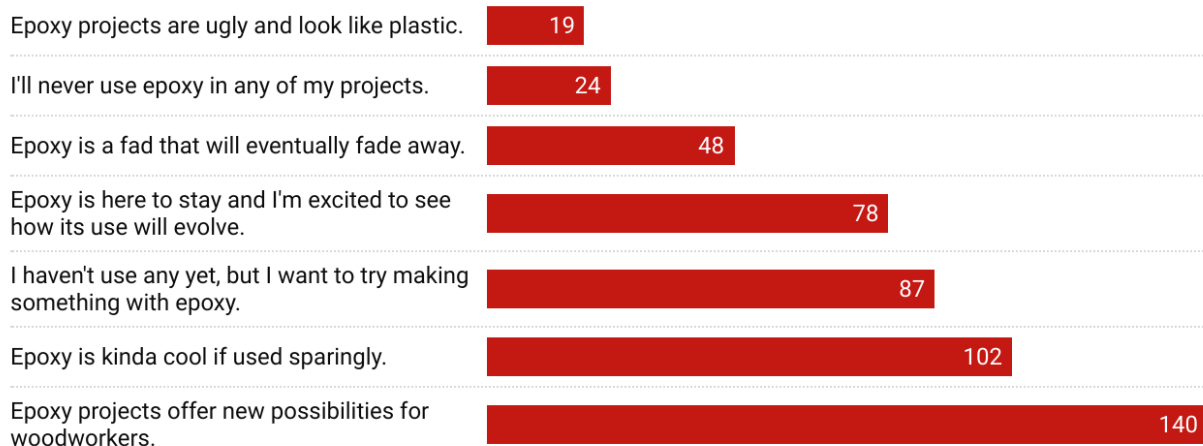


## Issue 21, March 2022

Hi Steve R,

In last month's issue, I asked for your thoughts on the epoxy trend in woodworking. Honestly, the results of my survey weren't too surprising. "Epoxy projects offer new possibilities for woodworkers" made up 53% of responses, while only 7% of the responses were, "Epoxy projects are ugly and look like plastic." Here are the complete results:

### Is epoxy cool?



A trend can offer a glimpse into what will evolve into something practical and enduring. It's the difference between a trend and a fad. Fads don't typically become something stable with lasting power. Think Pokemon Go, fidget spinners, and the Harlem Shake.

The early stages of a trend include faddish elements. I have no doubt that neon pink and green epoxy river tables will seem dated very soon, if not already. That's a fad. But

it takes a lot of people experimenting with different techniques for more widespread uses to emerge. We're seeing this with the common use of stabilizing crotch wood or fragmented slabs – wood that otherwise might have been destined for the fire pit – into a solid, usable table.

If a trend sticks around long enough and has enough useful applications, it could become a *style* and gain more respectability. Then, as styles become dated, they evolve and live on in even more accepted ways. When Linoleum first came out, people were slapping that stuff in every room of the house. Eventually, it found a more logical place in kitchens and baths, only to grow into various styles of vinyl tiles and flooring and even vinyl wood grain laminates commonly installed throughout the house today. Oh, and at this very moment, I am sitting in my living room making toe fists into the deep, luxurious shag rug beneath my feet. (Not orange, though!)

Many of us will probably never introduce epoxy into our woodworking, but it's great to see that there is a growing acceptance for the people at the forefront of this trend and a genuine curiosity about what it will develop into.

\*\*\*

I wanted to thank all of you who have recently discovered my podcast, **The Woodworking Talk Show**. The number of listeners is skyrocketing. I'm very proud of this show and love talking to such a wide range of makers, DIYers, and woodworkers including Laura Kampf, Blacktail Studio, Roy Underhill, Simone Giertz, Jimmy D'Resta, Evan & Katelyn, and many more. Check it out on [Apple Podcasts](#), [Spotify](#), or any other podcast platform.

Have a great month,

Steve

---

## The Table Saw Golden Rule

If you are new to using a table saw, I really hope you'll watch this video! And if you've been using a table saw for years, this video will serve as a reminder...things to keep in mind whenever you use your saw.

Keep the Table Saw Golden Rule in mind every time: **Rehearse Your Cut**. Oh, [here's a handy PDF you can download](#) as a quick reminder of the 6 things to do before turning on your table saw.





## Community Highlight

### Steampunk Keyboard

Inspired by her love of the Victorian Steampunk style, Marie created an extremely impressive keyboard that was too beautiful not to share.



Complete with a maple frame, three-ply birch keys overlay (made using a custom-made jig seen below), brass end pieces, and a fabulous USB port and cable, this once basic gaming keyboard has become *Captain Nemo's Keyboard*. Amazing job!



## **This Month's Member Projects**

In last month's newsletter, I featured a couple of cat projects. Since my goal is to make woodworking as inclusive as possible, I asked for your dog projects. But you know what? Let's not limit this to cats and dogs. Send me anything you've made for any of our animal friends for next month. Chicken coops, rabbit hutches, aquarium stands, whatever...hit me up.

Until then, check out these comfy canine retreats.



Jeffery's puppy-proof bed is both versatile and good-looking! The metal edges keep his pup from chewing the sides and the weight of the wood makes it too heavy for her to move around. A fourth side and a top could also be added if you're looking for a more traditional dog crate.



Mike, a member of [The Weekend Woodworker](#), [The Weekend Workshop](#) and [Powered Up](#), made this great bed for his three dogs and his wife sewed the mattress. I think it's safe to say the pups appreciate the teamwork!



Janice built matching beds for both her furry friends. She first built a stylish bed for her doggo and then constructed a cat hideaway in a similar style. The multiple entrances and exits will hopefully encourage her cat to use it!

---

Thanks for reading,

- Steve

P.S. If you are new this month, you can read last month's issue of Notes From the Shop [here](#).

---

Can't get enough WWMM? Subscribe on [YouTube](#) or connect on [Instagram](#) or [Facebook](#).

Looking to share this newsletter with others? Have them subscribe [here](#) or share this [web version](#) of the newsletter.

Sent to: team@theweekendwoodworker.com

[Unsubscribe](#)

For Mere Mortals, 448 Ignacio Blvd. #237, Novato, CA 94949, United States