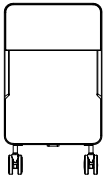


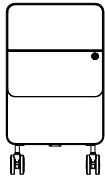


STATEMENT OF LINE

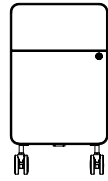
Pedestals



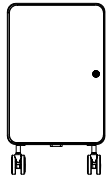
Single
Drawer




Dual
Drawer



Drawer +
File

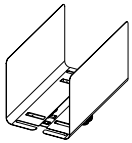


Personal
Locker

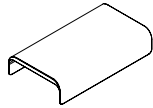


Personal
Bookshelf

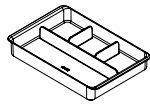
Pedestal Accessories



Expandable
Bag Drops




Magnetic Seat
Cushion

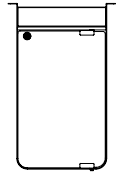


Pencil Tray

Undermount




Personal
Bin

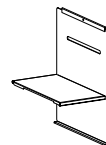


Personal
Console

Undermount Accessories



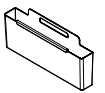
Shelf



Laptop Divider
+ Short Shelf



Bag Hook



File Pocket

FINISHES

Seat Cushion

Briquette
Shadow
Ash
Pearl
Celestial
Verde
Tuscan
Saffron
Sand
Seafoam

Pedestal Housing (Drawer fronts/body)

Platinum
White
Black

Castors

Grey
2-tone White/Grey
Black



Expandable Bag Drop

Platinum
White
Black
Celestial
Verde
Tuscan
Saffron



Bag Hook + File Pocket

Light Grey

Undermount Housing

(Body, Shelves)

Platinum
White
Black



Door

Platinum
White
Black
Celestial
Verde
Tuscan
Saffron

Seat Cushion - Verve Fabrics



Briquette
FB1



Shadow
FB2



Ash
FB3



Pearl
FB4



Celestial
FB5



Verde
FB6



Tuscan
FB7



Saffron
FB8



Sand
FB9



Seafoam
FB10

Metals



Platinum
F1



White
F2



Black
F3



Celestial
F5



Verde
F6



Tuscan
F7



Saffron
F8

INSTALLATION TIME

Pedestal: 5 minutes, excluding expandable bag drop;
15 minutes, including expandable bag drop.

Undermount: 5 minutes

CARE & MAINTENANCE INSTRUCTIONS

Wipe with a damp cloth using water or gentle, nonabrasive cleaner. For guaranteed safety, patch test with diluted cleaner before wiping entire surface. Wipe dry with a clean cloth.

WARRANTY

10 years, including parts.

CERTIFICATIONS

ANSI/BIFMA X5.9-2019
Indoor Advantage Gold™

SPECIFICATIONS PEDESTAL

Housing Dimensions	13"W x 23.5"D x 22.75"H
Housing Finish Color	Platinum, White and Black
Drawers	Push-to-open (no pulls or handles)
Drawer Depth	20"
Drawer Width	12.5"
Single/Dual Drawer Height	6"
File Drawer Height	12.25"
Maximum Drawer Extension	15.75"
Bag Drop Height	14"
Bag Drop Extension Range	.25" - 6.5"
Personal Locker Door Rotation	95°
Magnetic Cushion Thickness	.85"
Castors	2 locking, 2 non-locking
Bag Drop Castors	2 non-locking
Seated Weight Capacity	220 lbs
Bag Drop Weight Capacity	45 lbs
Lock Availability	Dual Drawer, Drawer + File, Personal Locker
Certifications	ANSI/BIFMA X5.9-2019

SPECIFICATIONS UNDERMOUNT

Housing Dimensions	10"W x 15"D x 18.5"H
Top Shelf Dimensions	10"W x 7.75"D x 2.5"H
Inside Clearance	10"W x 15"D x 15.5"H
Housing Finish Color	Platinum, White and Black
Personal Storage Bin Net Weight	15 lbs
Personal Storage Console Net Weight	18 lbs
Shelf Clearance below	6"
Shelf Clearance above	9"
Laptop Divider Clearance	3"W x 15"D x 15.5"H
Short Shelf Clearance	6.75"W x 15"D x 9"H
Bag Hook	1"W x 1"D x 2"H
File Pocket	1.25"W x 13"D x 5.5"H
Weight Capacity	80 lbs
Bag Hook Weight Capacity	15 lbs
File Pocket Weight Capacity	5 lbs
Door Rotation	135°
Certifications	ANSI/BIFMA X5.9-2019

REVI FEATURES



5 pedestal styles offer customizable personal storage for both touchdown and permanent workstations



Mix and match 3 housing colors, 7 door / bag drop colors and 10 fabric colors for unlimited design possibilities



Push-to-open drawers offer a clean aesthetic and simple specification



Optional expandable bag drops easily stow personal items and accessories



Optional removable, magnetic seat cushion in 10 colors transforms Revi into vibrant guest seating



Optional pencil tray keeps office supplies organized and easily accessible



Optional interior accessories neatly organize devices and personal items



Optional Bag Hook and File Pocket provide additional exterior organization



Lockable door for Undermount securely stores personal valuables